

TweepFake: about Detecting Deepfake Tweets

Tiziano Fagni¹, Fabrizio Falchi^{2*}, Margherita Gambini³, Antonio Martella⁴, Maurizio Tesconi¹

1 Istituto di Informatica e Telematica - CNR, Pisa, Italy

2 Istituto di Scienza e Tecnologie dell'Informazione "A. Faedo" - CNR, Pisa, Italy

3 University of Pisa, Italy

4 University of Trento, Italy

The authors contributed equally to this work.

* fabrizio.falchi@cnr.it

Abstract

The threat of deepfakes, synthetic, or manipulated media, is becoming increasingly alarming, especially for social media platforms that have already been accused of manipulating public opinion.

Even the cheapest text generation techniques (e.g. the search-and-replace method) can deceive humans, as the Net Neutrality scandal proved in 2017. Meanwhile, more powerful generative models have been released, from RNN-based methods to the GPT-2 language model. State-of-the-art language models, transformer-based in particular, can generate synthetic text in response to the model being primed with arbitrary input. Thus, Therefore, it is crucial to develop tools that help to detect media authenticity.

To help the research in this field, we collected a dataset of *real* Deepfake tweets. It is *real* in the sense that each deepfake tweet was actually posted on Twitter. We collected tweets from a total of 23 bots, imitating 17 human accounts. The bots are based on various generation techniques, i.e., Markov Chains, RNN, RNN+Markov, LSTM, GPT-2. We also randomly selected tweets from the humans imitated by the bots to have an overall balanced dataset of 25,836 tweets (half human and half bots generated). The dataset is publicly available on Kaggle.

In order to create a solid baseline for detection techniques on the proposed dataset we tested 13 detection methods based on various state-of-the-art approaches. The detection results reported as a baseline using 13 detection methods, confirm that the newest and more sophisticated generative methods based on transformer architecture (e.g., GPT-2) can produce high-quality short texts, difficult to detect.

Introduction

During the last decade, the social media platforms - developed to connect people and make them share their ideas and opinions through multimedia contents (like images, video, audio, and texts) - have also been used to manipulate and alter the public opinion thanks to *bots*, i.e., computer programs which control a fake social media account as a legitimate human user would do: by “liking”, sharing and posting old or new media which could be real, forged through simple techniques (e.g., editing of a video, use of gap-filling texts and search-and-replace methods) or deepfake.

The term *deepfake* – a portmanteau of *deep learning*¹ and *fake* – refers to AI-generated multimedia (images, videos, audios, and texts) that are potentially deceptive [3], although good usages of deepfakes can be found [4]. The generation and sharing of deepfake multimedia over social media – tricking people into believing that they are human-generated – have already caused distress in several fields (such as politics and science). It is, therefore, necessary to continuously probe the generative model’s ability to produce deceiving multimedia by enhancing and developing appropriate detectors. This is more than ever necessary for the text generation field: in 2019, for the first time, a generative model (i.e., Radford et al. ’s GPT-2 language model [2]) showed incredible text generation capabilities that deeply worries the research community: Gehrmann et al. (2019) [5] and Adelani et al. (2020) [6] proved that humans seem unable to identify automatically generated text (their accuracy is near random guessing, i.e. 54%)². Deepfake social media texts (GPT-2 samples included) can already be found, though there is still no misuse episode on them.

Deepfake detecting strategies are continuously developed – from deepfake video [9–11] to audio [12] and text detection methods. Current automatic neural text detectors are leaned *to learn* not to discriminate between neural text and human-written text, but rather decide what is characteristic and uncharacteristic of neural text [13] (i.e., statistics of the language for machine-generated texts); but it emerged that some strategies (substituting homoglyphs to characters or adding some common misspelled words) can alter the statistical characteristics of the generated text making the detection task more and more difficult [13]. Moreover, nowadays scientific works are focused on *ad-hoc* generated text and deep fake detection is based on NL models *that generated that text* (i.e. detectors run knowing the adversarial generative model, a white-box approach)³. Besides, the majority of the studies aimed to detect automatically generated text analyzing web text or reviews, but according to [15] “For both human raters and automatic discriminators, the longer the provided text excerpt is, the more easily its provenance can be identified”. Having said that, there is a lack of knowledge on how state-of-the-art detection techniques perform in a *real social media setting*, in which the machine-generated text samples are the ones actually posted on a social media, the social media content is often short (above all on Twitter) and the generative model is not known (also, the text samples can be altered to make difficult automatic detection).

Additionally, to the best of our knowledge, a properly labeled dataset containing *only* human-written and *real* deepfake social media messages still doesn’t exist. Garcia et al. (2019) [16] and Lundberg et al. (2018) [17] tried to detect auto-generated tweets over a dataset of tweets produced by a large variety of bots [18] (spam bots, social bots, sockpuppet, cyborgs), meaning that the detection task is *not* focused *only* on *real* deepfake messages. Furthermore, those tweets are *human*-labelled at the account level, i.e., by examining the messages produced by a user, but Cresci et al. [19] proved that a human is not reliable on this labeling task. Our work also provides the *first* properly labeled dataset of human and real machine-generated social media messages (coming from Twitter in particular).

In this paper, we present the *TweepFake - A Twitter Deep Fake Dataset*. TweepFake contains a *real* deepfake tweets we collected with the goal of testing existing and future

¹ Deep Learning is a family of machine-learning methods that use ANNs (Artificial Neural Networks) to learn a hierarchy of representations – from low to high non-linear features representation – of the input data. Deep learning is employed in computer vision and computer-text generation, whose major achievements are, respectively, Image Net [1] and GPT-2 [2].

²they proved it for GPT-2’s generated texts, but more sophisticated language models like CTRL [7] and OPTIMUS [8] may be difficult as well for humans to identify as machine-generated.

³Bakhtin et al. (2019) [14] studied the black-box approach (pretending not knowing the text generator), but the text samples were always ad-hoc generated

detection approaches. The dataset is *real* in the sense that each deepfake tweet was actually posted on Twitter. We collected tweets from a total of 23 bots, imitating 17 human accounts. The bots are based on various generation techniques, i.e., Markov Chains, RNN, RNN+Markov, LSTM, GPT-2. We also randomly selected tweets from the humans imitated by the bots to have an overall balanced dataset of 25,836 tweets (half human and half bots generated). We made TweepFake publicly available on Kaggle⁴. More information can be found in subsection “Dataset”.

Related Work

Deepfake technologies have first risen in the computer vision field [20–23], followed by effective attempts on audio manipulation [24, 25] and text generation [2]. Deepfakes in computer vision usually deal with face manipulation - such as entire face synthesis, identity swap, attribute manipulation, and expression swap [9] – and body re-enacting [23]. Recently, audio deepfakes involved the generation of speech audio from a text corpus by using the voice of different speakers after 5 seconds of listening time [25]. In 2019 Radford et al. developed GPT-2 [2], an unsupervised language model (i.e., Language modeling is the use of various statistical and probabilistic techniques to determine the probability of a given sequence of words occurring in a sentence) which can *autonomously* generate coherent human-like paragraphs of text [2]; in the same year, Zellers et al. [26] contributed to text generation with GROVER, a new approach for efficient and effective learning and generation of multi-field documents such as journal articles. Soon after, Keskar et al. released CTRL [7], a conditional language model that uses control codes to generate text having a specific style, content, and task-specific behavior.

ML-based automated detectability systems roughly fall into three categories, listed in order of complexity:

Simple classifiers: Uses classifiers trained from scratch to discriminate between outputs from a language model and some base “true” distribution. These can have relatively few parameters and be easily deployable. This approach is related to the work of Gehrmann et al. on GLTR [26], which shows these probabilities to humans in a friendly interface.

Zero-shot detection: Uses a pre-trained generative model (e.g., GPT-2 or GROVER) to outputs from itself or similar models, e.g. via probabilities assigned by the model to strings of text. The model does not undergo additional training.⁸

Fine-tuning based detection: Fine-tunes a language model to “detect itself” with higher performance and accuracy over a range of available settings (Top-K9, Top-P10)

It is with language model research (typically used for NLU tasks), along with machine-learning and deep learning improvements, that NLG made giant leaps both in data-to-text and text-to-text tasks. But while data-to-text generation still relies on that pipeline⁵ and mainly on schemes or templates to structure the text output, text-to-text generation has reached higher peaks by employing end-to-end machine learning without having separate stages. The latter field is highly interesting since recently the GPT-2 language model [2] succeeded in *autonomously* generating new and coherent human-like corpora (stories and articles) by having in input just a short sentence. This particular task gained a lot of attention during the last years, as we are entering the era in which

⁴<https://www.kaggle.com/mtescconi/twitter-deep-fake-text>

⁵even though language modeling and machine learning can be used in some steps. [27, 28] are recent works.

AI is able to write like a human. As extensively shown in the Introduction chapter, this AI capability made clear that fake news, disinformation campaigns, personal harassment etc. are no more a human issue only. Therefore, it is important to understand how language models and deep learning methods brought to GPT-2's development - specifically, to how an AI can generate new and correct texts on its own - in order to devise appropriate detection techniques. These will be the arguments of the next sections.

Following the great enhancement on text generation operated by OpenAI with GPT-2 (2019) [2], the above machine learning/deep learning classifiers are *usually* not enough for the detection of computer-generated texts produced by transformer-based text generators such as GPT-2, Grover and CTRL. Anyhow, their classification capabilities are still reported as baselines, i.e., as a comparison with the (usually) more powerful transformer-based detectors (employed with a zero-shot or fine-tuned approach). This suggests that maybe the best defense against the transformer-based text generators is a detector based on the same kind of architecture⁶.

The simplest baseline evaluated in machine-generated text detection is a logistic regression over a Bag of Words or N-gram representation of each document: GLTR's authors [5] used BoW as a baseline to successfully check whether the text features provided by GLTR lead to better human-bot text discrimination than BoW text representation. OpenAI made in-house detection research [29] on GPT-2 outputs and WebText dataset, evaluating a standard machine-learning classifier baseline that trains a logistic regression detector on TF-IDF unigram and bigram features. Bakhtin and Gross et al (Nov 2019) [14] used the TF-IDF baselines provided by OpenAI. Ippolito et al (2020) [15] employed as a baseline a TF approach followed by a logistic regression classifier.

DeepFake Tweets

There exist several methods to generate a text. What follows is a short description of the generative methods used to produce the machine-generated tweets contained in our dataset.

Methods

First and foremost, the training set of text corpora is tokenized (punctuation included), and then one of the following methods can be applied. Notice that the following techniques write a text token-by-token⁷ until a stop token is encountered or a pre-defined maximum length is reached. *RNN*, *LSTM*, *GPT2* are language models. Therefore, at each token generation, they always produce a multinomial distribution - in which a category is a token of the vocabulary derived from a set of human-written texts - from which the next token is sampled with a specific sampling technique (e.g., max probability, top-k, nucleus sampling [30]). A special start token is given in input to the generative model to prime the text generation; with language models, a short sentence can work as a priming text as well: each token of the start sentence is processed without computing the multinomial distribution, just to *condition* the generative model.

Markov Chains is a stochastic model that describes a sequence of states by moving from a state to another with a probability which depends on the current state only. For the text generation a state is identified as a token: the next

⁶later it will be shown that, sometimes, the easiest machine-learning classifiers (e.g., TF-IDF) can perform as well as the transformer-based detectors

⁷a token could be a word, a char, a byte pair, a Unicode code point

token/state is randomly selected from a list of tokens following the current one. The probability of a token t to be chosen is proportional to the frequency of the appearance of t after the current token.

RNN, helped by its loop structure, stores in its *accumulated* memory the information on the previously encountered tokens and computes the multinomial distribution from which the next token is chosen. The selected token is given back in input so that the RNN can produce the following one.

RNN+Markov method *may* employ the Markov Chain's next token selection as a sampling technique. In practice, the next token is randomly sampled from the multinomial distribution produced by RNN, with the tokens having the highest probability value being the most likely to be chosen. However, no reference was found to confirm our hypothesis on RNN+Markov mechanism.

LSTM generates text as RNN does. However, it is smarter than the latter because of its more complicated structure: it can learn to selectively keep track of only the relevant information of the already seen piece of text *while* also minimizing the vanishing gradient problem that affects a RNN. LSTM's memory is "longer" than RNN's.

GPT-2 is a generative pre-trained transformer language model relying on the *Attention* mechanism of Vaswani et al. (2017) [31]: by employing the *Attention*, a language model pre-trained on millions of sentences/texts learns how each token/word relates to every other in every possible context. This is the trick to generate more coherent and non-trivial paragraphs of text. Anyhow, being a language model, GPT-2's text generation steps are the same as RNN and LSTM: generation of a multinomial distribution at each step and then selection of the next token from it by using a specific sampling technique.

CharRNN employs RNN at *char level* to generate a text char-by-char.

The Dataset

In this section we describe the process of building the novel *TweepFake - A Twitter Deep Fake Dataset* together with the results of the experimentation on the deepfake detection task. Twitter accounts have been searched heuristically on the web, GitHub and Twitter looking for keywords related to automatic or AI text generation, deepfake text/tweets, or to specific technologies as well as GPT-2, RNN, etc. in order to collect a sample of Twitter profiles as huge as possible. We selected only accounts referring to automated generated text technologies in Twitter descriptions, profile URLs, or related GitHub. From this sample, we selected a subset of accounts mimicking (often fine-tuned on) human Twitter profiles. Thus, we obtained 23 bots and 17 human accounts because some fake accounts imitate the same human profile (see Table 1). Then we downloaded timelines of both deep fake accounts and their corresponding humans via Twitter REST API. In order to get a data set balanced on both categories (human and bots) we randomly sampled tweets for each accounts' couple (human and bot/s) based on the less productive. For example, after the download, we had 3,193 tweets by @narendramodi, India Prime Minister, and 1317 by @AINarendraModi, thus we random sampled 1,317 tweets by the human account timeline to get the same amount of data. In total, we had 25,836 tweets half human and half bots generated. In Table 1, we report, for each fake account we considered, the human account imitated, the technology used for generating the tweets, and the number of tweets we collected from both the fake and the human account. In Table 2, we grouped the fake accounts by technology reporting, together

Table 1. The proposed *TweepFake* dataset tweets grouped by imitated human account.

fake account	tweets	technology	human account	tweets
ahadsheriffbot	946	RNN + Markov	ahadsheriff	946
whalefakes	348	GPT-2	awhalefact	348
calebgamman2	132	GPT-2	calebgamman	132
dril_gpt2	1792	GPT-2	dril	1803
DrilRnn	11	RNN		
DeepElonMusk	38	LSTM	elonmusk	56
Musk_from_Mars	18	Torch RNN		
GenePark_GPT2	217	GPT-2	GenePark	217
imranyebot	1289	RNN + Markov	imranye	1289
theJadenTrudeau	1030	Markov Chains	jaden	515
			JustinTrudeau	515
kevinhookebot	2409	RNN	kevinhooke	2409
AINarendraModi	1245	RNN	narendramodi	1245
nsp_gpt2	228	GPT-2	ninjasexparty	228
botustrump	355	GPT-2	realDonaldTrump	1293
deep_potus	33	GPT-2		
DeepDrumpf	286	RNN		
gpt2_trump	549	GPT-2		
Gpt2Wint	18	GPT-2		
sarcastic_trump	52	unknown		
deep_thorin	100	CharRNN		
utilitylimbgpt2	39	GPT-2	UtilityLimb	39
VBoterin	128	OpenAI	VitalikButerin	128
zawarbot	1523	unknown	zawvrk	1523

with the number of collected tweets, the citation of the information we found about the bot (i.e., more technical information, code, news, etc.). Please note that in our detection experiments we grouped the technologies in three main groups: GPT-2, RNN, others (see Section *Results and Discussion*).

DeepFake Tweets Detection

Methods

To verify the difficulty level in the detection task of automatically generated natural language contents, we used the built dataset to measure the effectiveness of a set of ML and DL methods of increasing complexity. The results obtained allow us to fix some baseline configurations in terms of performance and give an idea on which approaches are most promising in solving this specific problem.

In Table 3, we report all the methods that have been tested in this work. We explored the usage of four main approaches to model the solutions to this specific task. The first scenario uses a text representation based on bag-of-words (BoW) [50] with encoded feature weighted according to TF-IDF function [50]. The tweets encoded in this way have been next processed by a statistical ML algorithm able to produce a suitable classifier to solve the specific problem. In this work, we have chosen to implement three popular classifiers: logistic regression, random forest, and SVM.

The approach based on BoW+TF-IDF, although being very popular and used for many years as the primary methodology to vectorize texts, suffers from two main

Table 2. The proposed *TweepFake* dataset tweets grouped by technology.

technology	fake account	human account	info	code	tweets	tweets
GPT-2	whalefakes	awhalefact	[2]	[32]	348	3711
	calebgamman2	calebgamman	[33]	[34]	132	
	dril_gpt2	dril	-	[35]	1792	
	GenePark_GPT2	GenePark	-	[36]	217	
	nsp_gpt2	ninjasexparty 228	-	-		
	botustrump	realDonaldTrump	-	[37]	355	
	deep_potus	realDonaldTrump	-	-	33	
	gpt2_trump	realDonaldTrump	-	-	549	
	Gpt2Wint	realDonaldTrump	-	-	18	
	utilitylimbgpt2	UtilityLimb	-	-	39	
RNN	DrilRnn	dril	-	-	11	3969
	kevinhookebot	kevinhooke	[38]	-	2409	
	AINarendraModi	narendramodi	[39]	[40]	1245	
	DeepDrumpf	realDonaldTrump	[41]	[42]	286	
	Musk_from_Mars	elonmusk	[43]	[44]	18	
RNN + Markov	ahadsheriffbot	ahadsheriff	-	-	946	2235
	imranyebot	imranye	-	-	1289	
Markov Chains	theJadenTrudeau	jaden JustinTrudeau	[45]	[46]	1030	1030
LSTM	DeepElonMusk	elonmusk	[47]	[48]	38	38
OpenAI	VBoterin	VitalikButerin	-	-	128	128
CharRNN	deep_thorin	Thorin	-	[49]	100	100
unknown	sarcastic_trump	realDonaldTrump	-	-	52	52
unknown	zawarbot	zawvrk	-	-	1523	1523

drawbacks. The first problem is related to the curse of dimensionality [51], i.e., the feature space is very sparse, and the amount of data required to produce statistically significant models is very high. The second issue of BoW is that it ignores the information about word order, and thus it misses completely any information about the semantic context on which the words occur. To overcome these limitations, on the second approach, we encoded texts using BERT [52], a recent pre-trained language model that contributed to improving state-of-the-art results on many NLP problems. BERT provides contextual embeddings, fixed-size vector representations of words which depend not only by the words itself but also by the context on which the words occur⁸. Therefore, these contextual representations can be merged together to obtain a contextualized fixed-size vector of a specific text (e.g., by averaging the vectors of all words composing a specific text). As in the previous scenario, the tweets encoded through BERT has been processed using the same set of classifiers.

On the third approach, we leverage another effective way to encode textual contents by working at the character level instead of words or tokens [53]. This methodology has the advantage of not requiring access to any external resource, but it only exploits the dataset used to learn the model. The encoding process is summarized in Fig 1.

Each tweet is encoded as a set of contiguous characters IDs obtained from a fixed vocabulary of characters. This mapping allows us to use the internal embeddings matrix (learned during training phase) to select, at each time step in the text, only the row vector corresponding to the current analyzed character, thus contributing to building a proper matrix representation of current text. The resulting text’s embedding matrix is

⁸The word *bank*, depending on it is near to word *economy* or *river*, will assume a different meaning and consequently a different contextual vector.

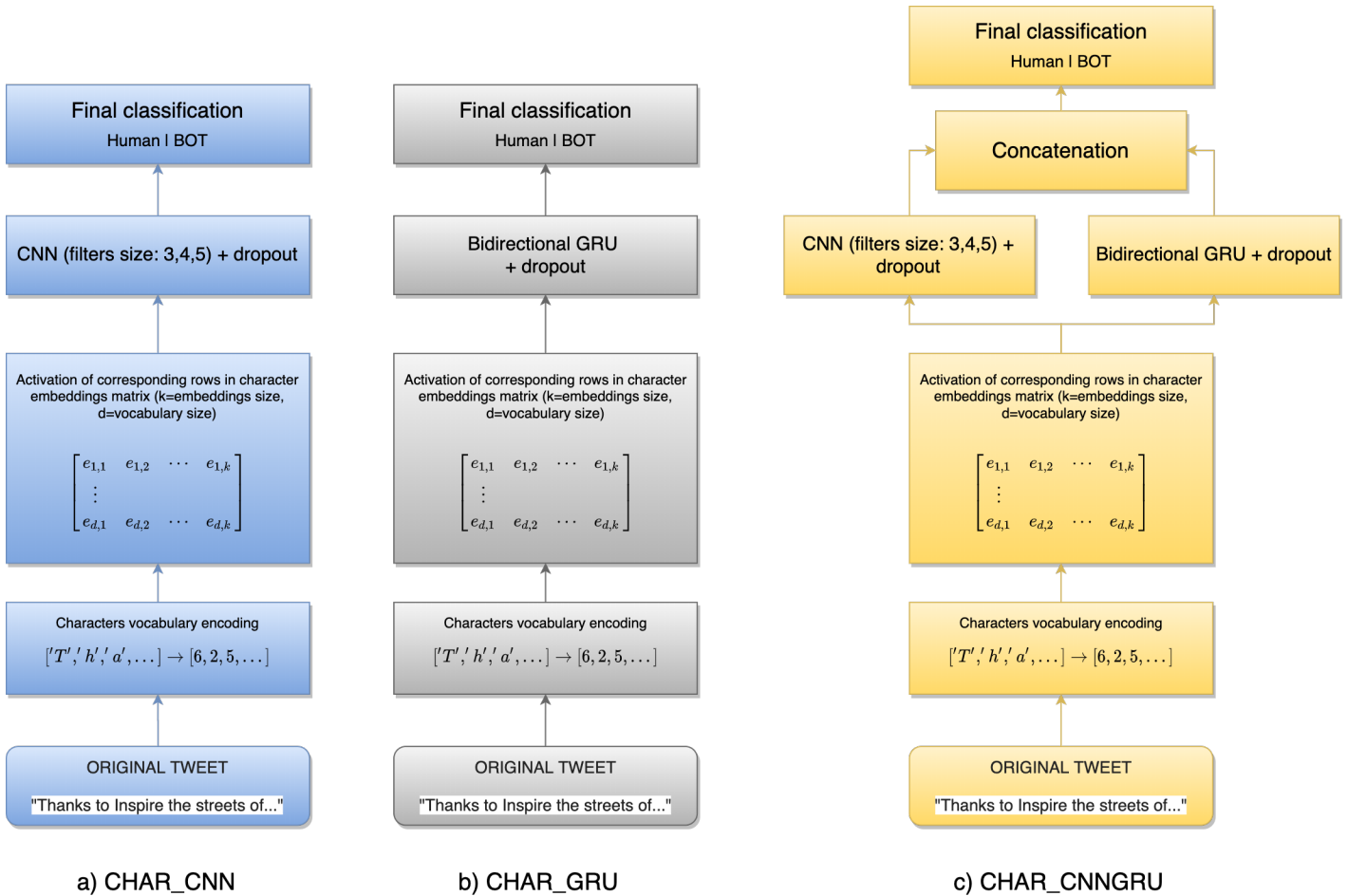


Fig 1. Architecture of the tested deep neural networks based on character encoding. Three different architectures were tested: a) a CNN sub-network using three different kernel sizes (3,4, and 5) combined together and followed by a dropout layer, b) a bidirectional GRU followed by a dropout layer, and c) a network exploiting both CNN and GRU to extract spatial and temporal features from data in order to try to improve the effectiveness of the solution.

next passed as input to the successive layers in the tested deep learning networks.

As the final and most effective approach, we used several pre-trained language models by fine-tuning them directly on the built dataset. This process just consists of taking a trained language model, integrate its original architecture with a final dense classification layer, and perform training on a specific dataset (typically small) for very few epochs [52]. This step of fine-tuning allows us to customize and adapt the native language model's network weights to the considered use case, maximizing the encoding power of the model to solve that specific classification problem. As reported in Table 3, in this work, we tested four different language models, all based on transformer architecture [31], which have provided state of the art results on many text processing benchmarks. BERT [52] was presented in 2018, and thanks to the innovative transformer-based architecture with dual prediction tasks (Masked Language Model and Next Sentence Prediction) and much data, it was able to basically outperform all other methods on many text processing benchmarks. XLNet [54] and RoBERTa [55] tried to increase BERT effectiveness by slightly varying and optimizing its original architecture, and using a lot more data on training step, resulting in improvements on prediction powers on the same benchmarks up to 15%. DistilBERT [55], on the other hand, tried

to keep the performance of the original BERT model (97% of original ones) but greatly simplifying the network architecture and halving the number of parameters to be learned.

Table 3. Description of the methods used in the experimentation.

Encoding	Method name	Algorithm
BoW+TF_IDF	LOG_REG_BOW	Logistic regression classifier [56]
	RAND_FOREST_BOW	Random forest classifier [57]
	SVC_BOW	Support vector machine classifier [58]
BERT	LOG_REG_BERT	Logistic regression classifier
	RAND_FOREST_BERT	Random forest classifier
	SVC_BERT	Support vector machine classifier
Characters	CHAR_CNN	Single CNN network [59] using internal char embeddings representation
	CHAR_GRU	Single GRU network [60] using internal char embeddings representation
	CHAR_CNNGRU	Combined CNN and GRU networks using internal char embeddings representation
Native LM	BERT_FT	BERT language model with fine-tuning
	DISTILBERT_FT	DistilBERT language model with fine-tuning
	ROBERTA_FT	RoBERTa language model with fine-tuning
	XLNET_FT	XLNet language model with fine-tuning

Experimental Setup

The main parameters of each algorithm (except for those based on deep learning models where, for computational reasons, we used default parameters) have been optimized using the validation set.

Baselines built on standard machine learning methods (with both BoW and BERT representations) have been implemented using `scikit-learn` Python library⁹. In BoW experiments, we performed tweets tokenization by splitting texts into words, removing all hashtags, replacing all user mentions with the token `__user_mention__`, replacing all URLs with token `__url__`, and leaving all found emoticons as separated tokens. During the encoding phase, to minimize computational cost, we only left the most frequent 25,000 tokens, and we weighted each token inside tweets according to tf-idf method [50]. In BERT experiments we encoded tweets using `bert-base-cased` pre-trained model from `transformers` Python library [61]. In SVC configurations we tried different kernels (`linear` and `rbf`), and a range of values for `C` and `gamma` parameters. The `C` misclassification cost has also been optimized on logistic regression configurations. On random forest baselines we have chosen the best setting varying these parameters: `max_depth`, `min_samples_leaf`, `min_samples_split`, and `n_estimators`.

Solutions based on characters deep learning networks have been implemented using `Keras` Python library¹⁰. We used a fixed window of length 320¹¹ to represent input tweets and `tanh` activation function at every level of hidden layers. In all three configurations of chars neural networks, the first hidden layer is an embedding layer of size 32. At the second level, `CHAR_CNN` is characterized by three independent CNN subnetworks (CNN layer composed by 128 filters and followed by a global max pooling layer) with different kernel sizes (3,4, and 5) which are next concatenated and filtered

⁹<https://scikit-learn.org>

¹⁰<https://keras.io>

¹¹On Twitter, 320 is the maximum length of a tweet in terms of the number of characters.

by a dropout layer before performing final classification. CHAR_GRU configuration is more simple, composed at the second level by a bidirectional GRU layer followed by dropout and a final classification layer. CHAR_CNNGRU configuration adds to the first hidden layer two different subnetworks (one CNN-based and one GRU-based with the same architecture as defined before), concatenates them, applies a dropout, and performs final classification.

We used `simpletransformers` Python library¹² to implement all models in fine-tuned configurations. In agreement with other works in literature and for computational reasons, we decided to limit the number of epochs to just three complete iterations over training data.

A summary of the customized parameter values used in the final configurations is reported in S1 Tab All the other unspecified parameters used by tested algorithms are left to their default values, as defined in the software libraries providing their implementation.

Results and Discussion

As evaluation measures, we used the canonical adopted metrics in text classification contexts: precision, recall, F1, and accuracy [50]. In this context, given that the analyzed dataset is balanced in terms of examples, the accuracy seems the most reasonable measure to capture the effectiveness of a method. On Table 4, we report the results obtained on test set using the proposed baselines.

Table 4. Experimental results on test set obtained with the proposed baselines.

Method	HUMAN			BOT			GLOBALLY
	Precision	Recall	F1	Precision	Recall	F1	Accuracy
LOG_REG_BOW	0.841	0.749	0.792	0.774	0.859	0.814	0.804
RAND_FOREST_BOW	0.759	0.798	0.778	0.787	0.747	0.767	0.772
SVC_BOW	0.851	0.754	0.800	0.779	0.869	0.822	0.811
LOG_REG_BERT	0.846	0.820	0.833	0.826	0.851	0.838	0.835
RAND_FOREST_BERT	0.864	0.776	0.818	0.797	0.878	0.836	0.827
SVC_BERT	0.860	0.818	0.838	0.827	0.867	0.846	0.842
CHAR_CNN	0.896	0.794	0.842	0.815	0.908	0.859	0.851
CHAR_GRU	0.899	0.743	0.814	0.781	0.916	0.844	0.830
CHAR_CNNGRU	0.848	0.820	0.834	0.826	0.853	0.839	0.837
BERT_FT	0.907	0.883	0.895	0.886	0.910	0.898	0.896
DISTILBERT_FT	0.882	0.891	0.886	0.890	0.880	0.885	0.886
ROBERTA_FT	0.898	0.912	0.905	0.911	0.897	0.904	0.905
XLNET_FT	0.861	0.897	0.879	0.893	0.855	0.874	0.876

Globally, in terms of accuracy, we can observe that the methods based on BoW representations have the worst performance (around 0.80), followed by those using both BERT (around 0.83) and character encodings (up to 0.85), and remarkably outperformed by methods using native language modeling encoding (more than 0.90 for ROBERTA_FT). A high level view of the results thus indicates that the most complex text representations, especially those based on big amount of external data, provide evident advantages in terms of effectiveness. An interesting exception is the character encoding in deep learning methods which is simple, able to generally provides good performance, and be useful in cases where no pretrained models are available (e.g., for

¹²<https://github.com/ThilinaRajakpase/simpletransformers>

non-english languages). Going more on details, the baselines based on fine tuning show in particular well balanced performance in terms of precision and recall, differently from the other configurations where one the two measures is a lot higher than the other. Another observation is that all methods except those using fine tuning approach provide a) higher precision on human label examples than on bot examples ones and b) higher recall on bot label examples than on human ones. This translates into having more difficulties to detect correctly a tweet as written by a bot instead than a human, although the algorithms have more troubles finding all relevant human label examples. The methods using fine tuning don't have a similar uniform behaviour but in general the differences between precision and recall for both codes are quite small, providing in general competitive accuracy values in all tested conditions.

To have a better understanding on how the tested baselines behave at detection time, we split all available accounts on the dataset into four different categories:

human The set of Twitter accounts having contents produced only by a human.

gpt2 The set of Twitter accounts having contents produced only by GPT2-based generative algorithms.

rnn The set of Twitter accounts having contents produced only by RNN-based generative algorithms.

others The set of Twitter accounts having contents produced only by generative algorithms using mixed (e.g., RNN + Hidden Markov models) or unknown approaches.

Each account has been assigned to one of those categories according to the specific information found in the corresponding Twitter account's description or in a linked Web page describing its purpose. For some accounts, we were not able to find any information provided by the author about the technology used to implement the BOT, so in that case we assigned the account to *others* category.

On Fig 2 we show a qualitative evaluation of the accuracy of the proposed baselines in relation to the category of accounts and the "global" averaged performance over all categories.

To obtain a fair comparison between *human* and the other types of categories, giving that the *human* class has more examples than the other categories alone, we performed a random undersampling of *humans* to match the maximum size in terms of examples given by one of the other three categories. The resulting distribution in terms of examples has been the following: *humans* (484), *GPT-2* (384), *RNN* (412), and "others" (484).

The qualitative analysis highlights some interesting facts: a) all methods (except RAND_FOREST_BOW) perform extremely well in identifying tweets as BOT on both on *RNN* and *others* accounts; b) tweets from *human* accounts are easily identifiable by methods based on fine tuning but not from the others; and c) all methods have difficulties in identifying correctly tweets produced by *GPT-2* accounts. In particular, on this last point it is interesting to note that all complex fine tuned LM methods perform remarkably worst than some character based methods like CHAR_GRU. This could indicate that RNN networks maintain slight advantages in temporal representations for short contexts respect to newer transformer networks, an important aspect to be investigated in the future. Overall these results, in line with the findings in [2] covering long texts (news, articles, etc.), confirm that the newest and more sophisticated generative methods based on transformer architecture (e.g. GPT-2) can also produce high quality short texts, difficult to unmask also for expert human annotators¹³.

¹³We have manually verified several tweets and in many occasions we were not able to correctly

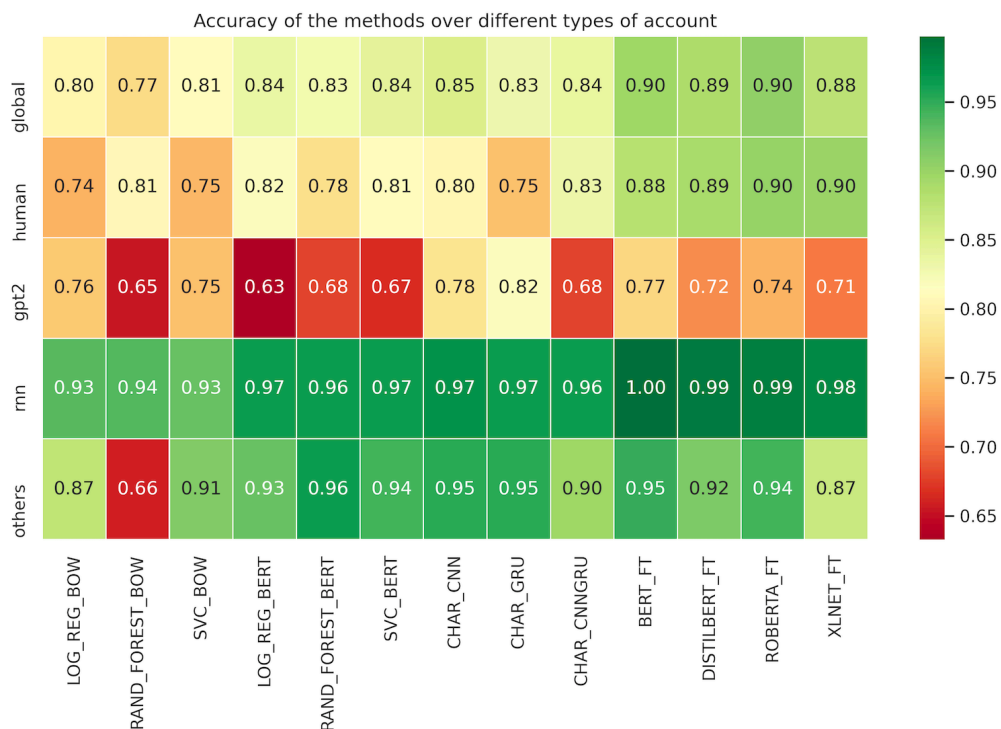


Fig 2. Accuracy heat-map over fake account type.

Conclusion

In this work, we presented a *real* deepfake tweets dataset with experimental results of various detection techniques. The dataset is composed of 25,836 tweets, human and half bots generated, posted on Twitter in the last few months. We collected them from 23 bots and from the 17 human accounts they were imitating. The bots are based on various generating techniques (Markov Chains, RNN, LSTM, GPT-2).

Overall the detection results reported as a baseline using 13 detection methods, confirm that the newest and more sophisticated generative methods based on transformer architecture (e.g., GPT-2) can produce high-quality short texts, difficult to detect.

The proposed *real* deepfake tweets are publicly available on the well-known Kaggle platform. We hope this dataset, together with the reported results, will help the research community to develop techniques in order to detect and combat the deepfake threat.

Supporting information

S1 Tab. Parameter values. Parameter values used in the final experimentation on the test set.

S2 Fig. Acc. over humans. Detection Accuracy over tweets from human accounts.

S3 Fig. Acc. over GPT-2. Detection Accuracy over tweets generated by GPT-2 based accounts.

identified the label assigned to them.

S4 Fig. Acc. over RNN. Detection Accuracy over tweets generated by RNN based accounts.

S5 Fig. Acc. over *others*. Detection Acc. over tweets generated by other accounts.

References

1. Krizhevsky A, Sutskever I, Hinton GE. Imagenet classification with deep convolutional neural networks. In: Advances in neural information processing systems; 2012. p. 1097–1105.
2. Radford A, Wu J, Child R, Luan D, Amodei D, Sutskever I. Language models are unsupervised multitask learners. OpenAI Blog. 2019;1(8):9.
3. Vincent J. Why we need a better definition of ‘deepfake’ - The Verge;. Available from: <https://www.theverge.com/2018/5/22/17380306/deepfake-definition-ai-manipulation-fake-news>.
4. Museum D. (22) Behind the Scenes: Dali Lives - YouTube; 2019. Available from: <https://www.youtube.com/watch?v=BIDax14xqJ4&t=35s>.
5. Gehrmann S, Strobelt H, Rush AM. Gltr: Statistical detection and visualization of generated text. arXiv preprint arXiv:190604043. 2019;.
6. Adelani DI, Mai H, Fang F, Nguyen HH, Yamagishi J, Echizen I. Generating sentiment-preserving fake online reviews using neural language models and their human-and machine-based detection. In: International Conference on Advanced Information Networking and Applications. Springer; 2019. p. 1341–1354.
7. Keskar NS, McCann B, Varshney LR, Xiong C, Socher R. Ctrl: A conditional transformer language model for controllable generation. arXiv preprint arXiv:190905858. 2019;.
8. Li C, Gao X, Li Y, Li X, Peng B, Zhang Y, et al. Optimus: Organizing sentences via pre-trained modeling of a latent space. arXiv preprint arXiv:200404092. 2020;.
9. Tolosana R, Vera-Rodriguez R, Fierrez J, Morales A, Ortega-Garcia J. DeepFakes and Beyond: A Survey of Face Manipulation and Fake Detection. arXiv preprint arXiv:200100179. 2020;.
10. Lyu S. DeepFake Detection: Current Challenges and Next Steps. arXiv preprint arXiv:200309234. 2020;.
11. Nguyen TT, Nguyen CM, Nguyen DT, Nguyen DT, Nahavandi S. Deep Learning for Deepfakes Creation and Detection. arXiv preprint arXiv:190911573. 2019;.
12. Chen T, Kumar A, Nagarsheth P, Sivaraman G, Khoury E. Generalization of Audio Deepfake Detection. In: Proc. Odyssey 2020 The Speaker and Language Recognition Workshop; 2020. p. 132–137.
13. Wolff M. Attacking Neural Text Detectors. ArXiv. 2020;abs/2002.11768.
14. Bakhtin A, Gross S, Ott M, Deng Y, Ranzato M, Szlam A. Real or fake? learning to discriminate machine from human generated text. arXiv preprint arXiv:190603351. 2019;.

15. Ippolito D, Duckworth D, Callison-Burch C, Eck D. Automatic detection of generated text is easiest when humans are fooled. arXiv preprint arXiv:191100650. 2019;.
16. Garcia-Silva A, Berrio C, Gómez-Pérez JM. An Empirical Study on Pre-trained Embeddings and Language Models for Bot Detection. In: Proceedings of the 4th Workshop on Representation Learning for NLP (RepL4NLP-2019). Florence, Italy: Association for Computational Linguistics; 2019. p. 148–155.
17. Lundberg J, Nordqvist J, Matosevic A. On-the-fly Detection of Autogenerated Tweets. arXiv preprint arXiv:180201197. 2018;.
18. Gorwa R, Guilbeault D. Unpacking the social media bot: A typology to guide research and policy. Policy & Internet. 2018;doi:arXiv preprint arXiv:1801.06863.
19. Cresci S, Di Pietro R, Petrocchi M, Spognardi A, Tesconi M. The paradigm-shift of social spambots: Evidence, theories, and tools for the arms race. In: Proceedings of the 26th international conference on world wide web companion; 2017. p. 963–972.
20. Bregler C, Covell M, Slaney M. Video rewrite: Driving visual speech with audio. In: Proceedings of the 24th annual conference on Computer graphics and interactive techniques; 1997. p. 353–360.
21. Suwajanakorn S, Seitz SM, Kemelmacher-Shlizerman I. Synthesizing Obama: Learning Lip Sync from Audio. ACM Trans Graph. 2017;36(4). doi:10.1145/3072959.3073640.
22. Thies J, Zollhofer M, Stamminger M, Theobalt C, Nießner M. Face2face: Real-time face capture and reenactment of rgb videos. In: Proceedings of the IEEE conference on computer vision and pattern recognition; 2016. p. 2387–2395.
23. Chan C, Ginosar S, Zhou T, Efros AA. Everybody dance now. In: Proceedings of the IEEE International Conference on Computer Vision; 2019. p. 5933–5942.
24. Lyons K. FTC says the tech behind audio deepfakes is getting better - The Verge;. Available from: <https://www.theverge.com/2020/1/29/21080553/ftc-deepfakes-audio-cloning-joe-rogan-phone-scams>.
25. Jia Y, Zhang Y, Weiss R, Wang Q, Shen J, Ren F, et al. Transfer learning from speaker verification to multispeaker text-to-speech synthesis. In: Advances in neural information processing systems; 2018. p. 4480–4490.
26. Zellers R, Holtzman A, Rashkin H, Bisk Y, Farhadi A, Roesner F, et al. Defending Against Neural Fake News. arXiv preprint arXiv:190512616. 2019;.
27. Puduppully R, Dong L, Lapata M. Data-to-text generation with content selection and planning. In: Proceedings of the AAAI Conference on Artificial Intelligence. vol. 33; 2019. p. 6908–6915.
28. Lebet R, Grangier D, Auli M. Neural text generation from structured data with application to the biography domain. arXiv preprint arXiv:160307771. 2016;.
29. Solaiman I, Brundage M, Clark J, Askill A, Herbert-Voss A, Wu J, et al. Release strategies and the social impacts of language models. arXiv preprint arXiv:190809203. 2019;.

30. Mann B. How to sample from language models;. Available from: <https://towardsdatascience.com/how-to-sample-from-language-models-682bceb97277>.
31. Vaswani A, Shazeer N, Parmar N, Uszkoreit J, Jones L, Gomez AN, et al. Attention is all you need. In: Advances in neural information processing systems; 2017. p. 5998–6008.
32. Macbeth S. whalefakes;. Available from: <https://github.com/sorenmacbeth/gpt-2-whalefakes>.
33. Woolf M. How To Make Custom AI-Generated Text With GPT-2;. Available from: <https://minimaxir.com/2019/09/howto-gpt2/>.
34. Woolf M. Train a GPT-2 Text-Generating Model w/ GPU;. Available from: <https://colab.research.google.com/drive/1VLG8e7YSEwypxU-noRNhsv5dW4NfTGce>.
35. Cohn B. drilbot: GPT-2 finetuned on dril tweets;. Available from: <https://github.com/o1brad/drilbot>.
36. Woolf M. twitter-cloud-run;. Available from: <https://github.com/minimaxir/twitter-cloud-run>.
37. Woolf M. botustrump;. Available from: <https://github.com/osirisguitar/botus-twitter>.
38. Hooke K. Generating Tweets Using a Recurrent Neural Net (torch-rnn); 2018. Available from: <https://dzone.com/articles/generating-tweets-using-a-recurrent-neural-net-tor>.
39. Aggarwal R. Develop and publish Text Generating Twitter bot;. Available from: <https://mc.ai/develop-and-publish-text-generating-twitter-bot/>.
40. Aggarwal R. AI-NarendraModi-twitter-Bot;. Available from: <https://github.com/aggrowal/AI-NarendraModi-twitter-bot>.
41. Postdoc develops Twitterbot that uses AI to sound like Donald Trump;. Available from: <https://www.csail.mit.edu/news/postdoc-develops-twitterbot-uses-ai-sound-donald-trump>.
42. Hayes B. DeepDrumpf;. Available from: <https://github.com/deepdrumpf/deepdrumpf.github.io>.
43. Deep Elon: AI Tweets from Mars;. Available from: <https://deepelon.com/>.
44. Smith D. deep-elon-tweet-generator;. Available from: <https://github.com/DaveSmith227/deep-elon-tweet-generator>.
45. Meyer S. Create a Twitter Politician Bot with Markov Chains, Node.js and StdLib;. Available from: <https://hackernoon.com/create-a-twitter-politician-bot-with-markov-chains-node-js-and-stdlib-14d>.
46. Meyer S. twitter-markov-chain;. Available from: <https://autocode.com/stdlib/steve/twitter-markov-chain>.
47. Deep Elon Musk: IA entraînée pour tweeter comme Elon Musk;. Available from: <https://openclassrooms.com/forum/sujet/ia-deep-elon-musk>.

48. Elon Musk Transcripts Dataset;. Available from: <https://github.com/berpj/elon-musk-dataset>.
49. Mete J. deepThorin;. Available from: <https://github.com/Jmete/deepThorin>.
50. Sebastiani F. Machine Learning in Automated Text Categorization. *ACM Computing Surveys*. 2002;34(1):1–47. doi:10.1145/505282.505283.
51. Verleysen M, François D. The curse of dimensionality in data mining and time series prediction. In: *International Work-Conference on Artificial Neural Networks*. Springer; 2005. p. 758–770.
52. Devlin J, Chang MW, Lee K, Toutanova K. Bert: Pre-training of deep bidirectional transformers for language understanding. *arXiv preprint arXiv:1810.04805*. 2018;.
53. Zhang X, Zhao J, LeCun Y. Character-level Convolutional Networks for Text Classification. In: Cortes C, Lawrence ND, Lee DD, Sugiyama M, Garnett R, editors. *Advances in Neural Information Processing Systems 28*. Curran Associates, Inc.; 2015. p. 649–657.
54. Yang Z, Dai Z, Yang Y, Carbonell J, Salakhutdinov RR, Le QV. Xlnet: Generalized autoregressive pretraining for language understanding. In: *Advances in neural information processing systems*; 2019. p. 5754–5764.
55. Liu Y, Ott M, Goyal N, Du J, Joshi M, Chen D, et al. Roberta: A robustly optimized bert pretraining approach. *arXiv preprint arXiv:1907.11692*. 2019;.
56. Nigam K, Lafferty J, McCallum A. Using maximum entropy for text classification. In: *IJCAI-99 workshop on machine learning for information filtering*. vol. 1. Stockholm, Sweden; 1999. p. 61–67.
57. Breiman L. Random Forests. *Machine Learning*. 2001;45(1):5–32. doi:10.1023/A:1010933404324.
58. Joachims T. Text categorization with support vector machines: Learning with many relevant features. In: *European conference on machine learning*. Springer; 1998. p. 137–142.
59. LeCun Y, Bottou L, Bengio Y, Haffner P. Gradient-based learning applied to document recognition. *Proceedings of the IEEE*. 1998;86(11):2278–2324.
60. Cho K, van Merriënboer B, Gulcehre C, Bahdanau D, Bougares F, Schwenk H, et al. Learning Phrase Representations using RNN Encoder–Decoder for Statistical Machine Translation. In: *Proceedings of the 2014 Conference on Empirical Methods in Natural Language Processing (EMNLP)*. Doha, Qatar: Association for Computational Linguistics; 2014. p. 1724–1734.
61. Wolf T, Debut L, Sanh V, Chaumond J, Delangue C, Moi A, et al. HuggingFace’s Transformers: State-of-the-art Natural Language Processing. *ArXiv*. 2019;abs/1910.03771.

Method	Parameters
LOG_REG_BOW	C=1
RAND_FOREST_BOW	max_depth=30,min_samples_leaf=2, min_samples_split=2, n_estimators=500
SVC_BOW	kernel='linear', C=1
LOG_REG_BERT	C=1
RAND_FOREST_BERT	max_depth=30,min_samples_leaf=2, min_samples_split=15, n_estimators=100
SVC_BERT	kernel='linear', C=1
CHAR_CNN	batch_size=256, optimizer='adam', epochs=25
CHAR_GRU	batch_size=256, optimizer='adam', epochs=50
CHAR_CNNGRU	batch_size=256, optimizer='adam', epochs=25
BERT_FT	num_train_epochs=3, model_type='bert', model_name='bert-base-cased'
DISTILBERT_FT	num_train_epochs=3, model_type='distilbert', model_name='distilbert-base-cased'
ROBERTA_FT	num_train_epochs=3, model_type='roberta', model_name='roberta-base'
XLNET_FT	num_train_epochs=3, model_type='xlnet', model_name='xlnet-base-cased'

Fig 3. S1 - Parameter values used in the final experimentation on test set.

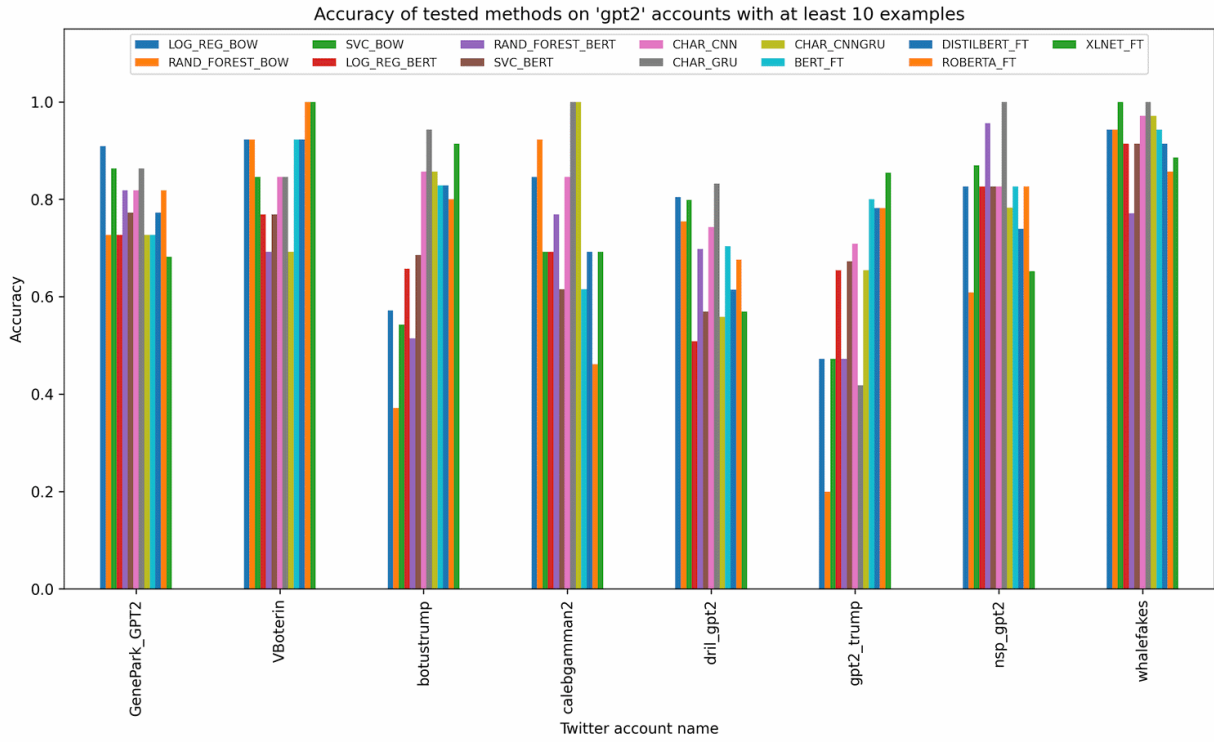


Fig 4. S2 - Detection Acc. over tweets from human accounts.

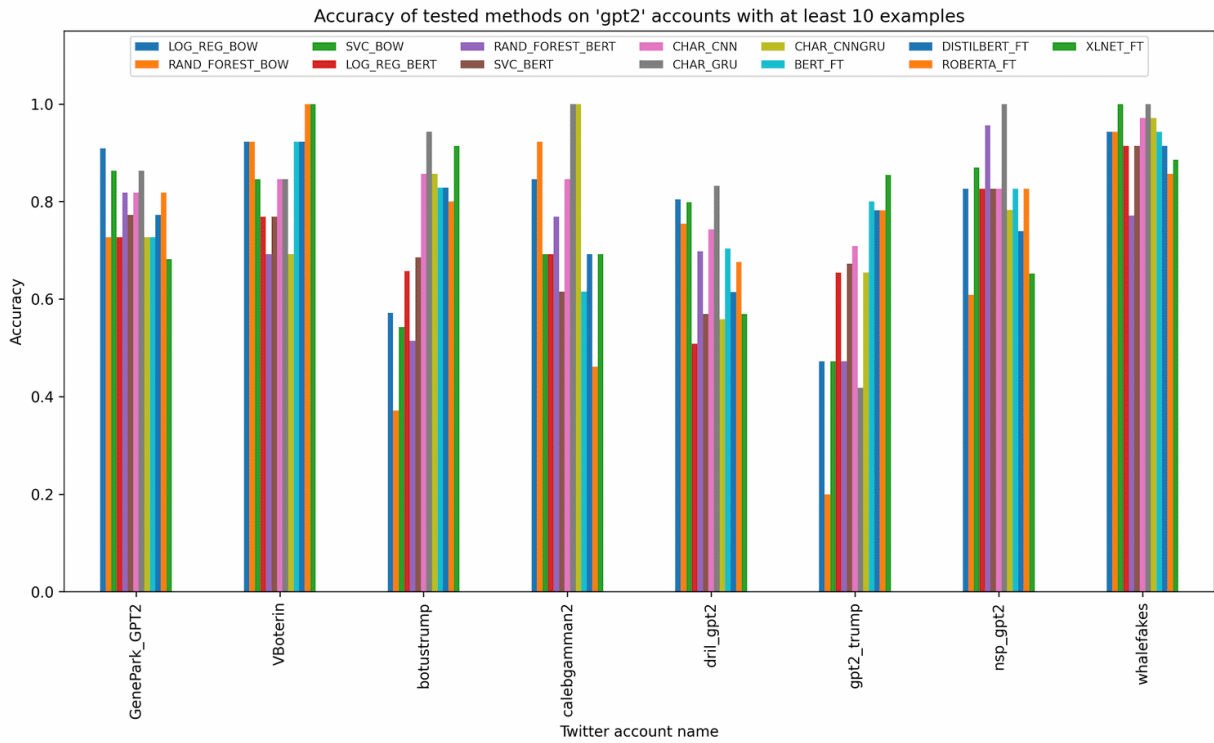


Fig 5. S3 - Detection Acc. over tweets from GPT-2 accounts.

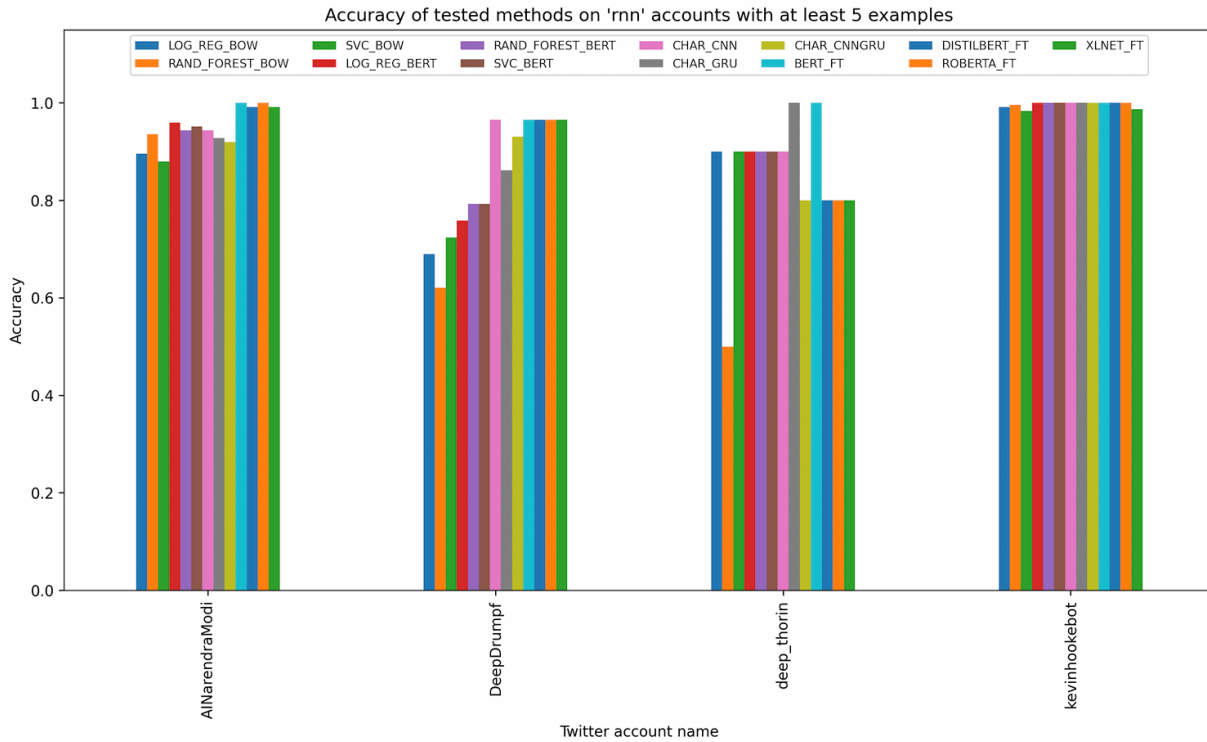


Fig 6. S4 - Detection Acc. over tweets from RNN accounts.

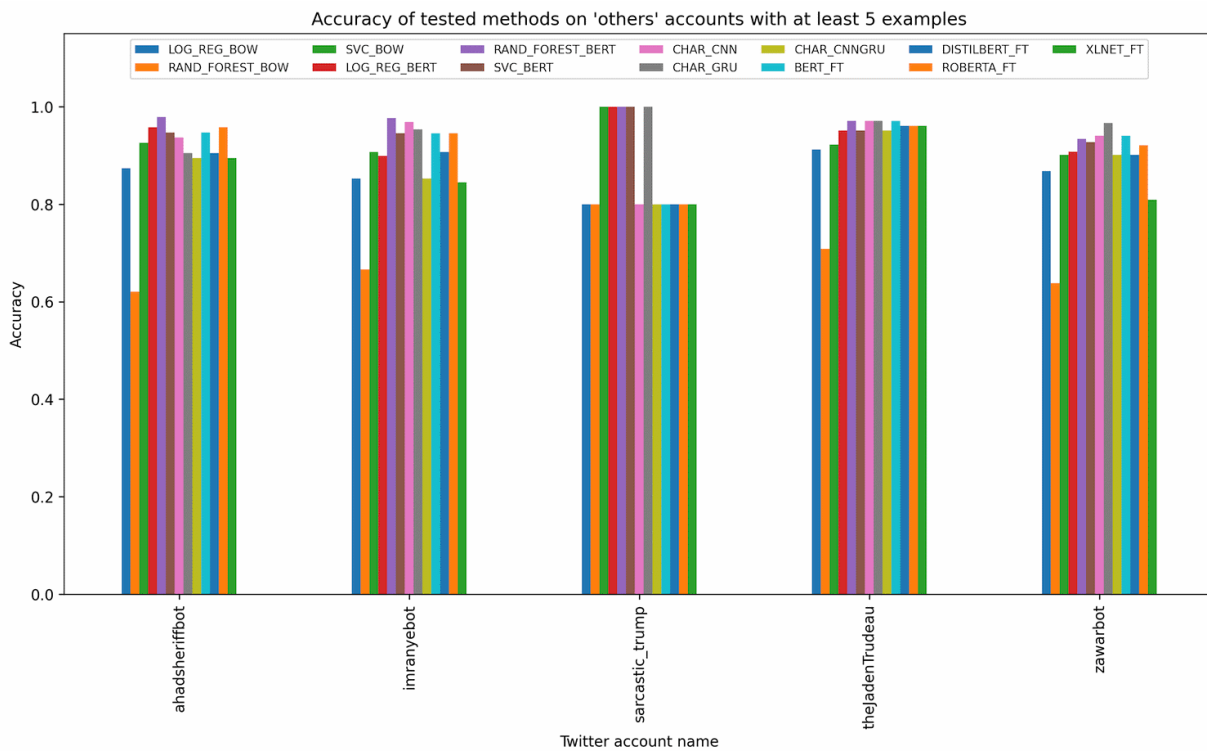


Fig 7. S5 - Detection Acc. over tweets from other accounts.