

# TEAM: We Need More Powerful Adversarial Examples for DNNs

Yaguan Qian, Ximin Zhang, Bin Wang\*, Wei Li,  
Zhaoquan Gu, Haijiang Wang, and Wassim Swaileh

**Abstract**—Although deep neural networks (DNNs) have achieved success in many application fields, it is still vulnerable to imperceptible adversarial examples that can lead to misclassification of DNNs easily. To overcome this challenge, many defensive methods are proposed. Indeed, a powerful adversarial example is a key benchmark to measure these defensive mechanisms. In this paper, we propose a novel method (TEAM, Taylor Expansion-Based Adversarial Methods) to generate more powerful adversarial examples than previous methods. The main idea is to craft adversarial examples by minimizing the confidence of the ground-truth class under untargated attacks or maximizing the confidence of the target class under targeted attacks. Specifically, we define the new objective functions that approximate DNNs by using the second-order Taylor expansion within a tiny neighborhood of the input. Then the Lagrangian multiplier method is used to obtain the optimize perturbations for these objective functions. To decrease the amount of computation, we further introduce the Gauss-Newton (GN) method to speed it up. Finally, the experimental result shows that our method can reliably produce adversarial examples with 100% attack success rate (ASR) while only by smaller perturbations. In addition, the adversarial example generated with our method can defeat defensive distillation based on gradient masking.

**Index Terms**—DNNs, Adversarial Examples, the Taylor Expansion, the Lagrangian multiplier method, dual problem, the Gauss-Newton method.

## I. INTRODUCTION

WITH the rise of deep learning technology, DNNs have been successfully applied to many fields such as bioinformatics [3], [4], speech recognition [5], [6], and computer vision [7], [8]. However, recent work shows that DNNs are vulnerable to *adversarial examples*, which can fool DNNs by adding small perturbations to the input. Szeigy et al. [9] first reported the existence of adversarial examples in the image classification. Although these perturbations are almost imperceptible to human eyes, they can lead to disastrous consequences such as a traffic accident caused by an adversarial road sign image misclassified by autonomous driving systems.

Yaguan Qian, Ximin Zhang and Wei Li are with the School of Big Data Science, Zhejiang University of Science and Technology, Hangzhou 310023, China (Email: qianyaguan@zust.edu.cn; 1289486793@qq.cn; li-weikeyan@163.com). Bin Wang is with the Network and Information Security Laboratory of Hangzhou Hikvision Digital Technology Co., Ltd, Hangzhou 310052, China (Email: wbin2006@gmail.com). Zhaoquan Gu is with the Cyberspace Institute of Advanced Technology (CIAT), Guangzhou University, Guangzhou 510006, China (Email: zggu@gzhu.edu.cn). Haijiang Wang is with the School of Information and Electronic Engineering, Zhejiang University of Science and Technology, Hangzhou 310023, China (Email: wanghaijiangyes@163.com). Wassim Swaileh is with the CY Cergy Paris University, ETIS Research Laboratory, Paris 95032, France (Email: wassim.swaileh@cyu.fr).

Adversarial attacks are divided into two categories, including untargated attacks and targeted attacks. For untargated attacks, the DNNs misclassify the adversarial examples to any class except for the ground-truth class, which include FGSM [10], JSMA [11], C&W [12]. For targeted attacks, the DNNs misclassify the adversarial examples to a specific target class, which include Deepfool [13] and M-DI<sup>2</sup>-FGSM [14]. At the same time, many defensive methods are proposed as well, such as defensive distillation [15], adversarial training [16], fortified networks [17], detecting adversarial examples [18] etc.

Up to date, adversarial training is shown as the most effective defensive method in practical experience [19]. Aleksander et. al [16] consider adversarial training as a saddle point problem that is composed of an inner maximization and an outer minimization. The inner maximization aims to find adversarial examples that cause the maximal loss of DNNs. Therefore, generating more powerful adversarial examples is a key component for effective adversarial training. At the same time, it can also be a key benchmark to measure current defensive methods.

Generating adversarial examples is usually modeled as a constrained optimization problem, which in general aims to maximize the loss function of DNNs. Different from previous work, we propose a novel approach, namely TEAM, to generate more powerful adversarial examples through minimizing the confidences of the ground-truth class in untargated attacks or maximizing the confidences of the target class in targeted attacks, where confidences is the output of DNNs. Since DNNs are highly nonlinear, it easily falls into local minimum when using a confidence as an objective function. To obtain a smoother objective function, we use the second-order Taylor expansion to approximate the DNNs in a tiny neighborhood with regard to the input. A typical gradient decrease method can be used to solve the above problem. As we know, unlike FGSM to use the first-order gradient, our method is the first attempt to generate adversarial examples using the second-order gradient.

All current attack methods including ours rely on the gradient of DNNs, however, previous attacks are based on the assumption that DNNs are smooth or convex [20]. Unfortunately, DNNs are in general neither smooth nor convex and researchers may have underestimated the impact of this feature. In fact, the gradient of DNNs is extremely unsmooth as shown in Fig.1. In Fig.1(a), the red line plots the confidence of a specific class calculated by the DNN and the blue line plots the confidence of the same class calculated

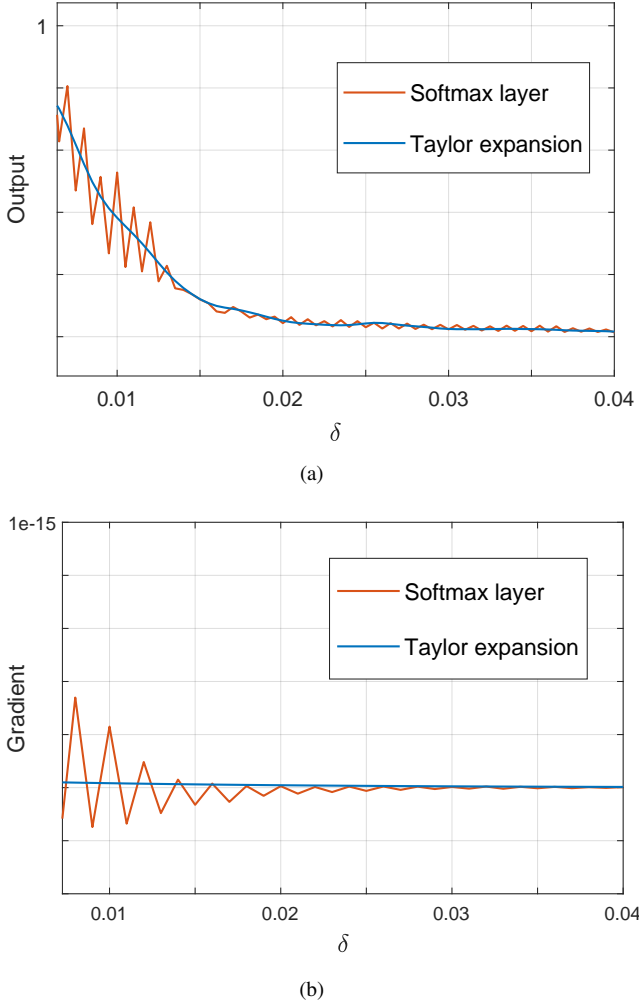


Fig. 1. (a) the output of softmax layer to a specific class and that of the Taylor expansion to a specific class (b) the gradient of softmax layer to a specific class and that of the second-order Taylor expansion to a specific class

by the second-order Taylor expansion of the DNN. Their corresponding gradients are shown in Fig. 1(b). From Fig. 1, we can achieve two observations. The first is that the confidence of second-order Taylor expansion can perfectly approximate that of the DNN. The second is that the gradient of DNN is not easy for optimisation, which can easily lead to a local optimal solution [20] and after using the second-order Taylor expansion to approximate it, it becomes smoother.

Our work shows that using the second-order Taylor expansion to approximate the output of DNNs in a tiny neighborhood can overcome the disadvantage of high nonlinearity of DNNs. After that, we can construct a dual problem with the Lagrangian multiplier method, which is a convex problem and we can hope to get the global optimum. It means that a more powerful adversarial example can be obtained with our second-order method than previous first-order method.

As we know, the calculation of a second-order matrix, known as the Hessian matrix, is usually with high computation costs. It is also not advisable to use a secant line approximation of the Hessian matrix. Therefore, in order to overcome the disadvantage of the Hessian matrix, we construct a least-

squares cost function based on the DNN and use a first-order gradient matrix to substitute the Hessian matrix with the Gauss-Newton method.

The main contributions of this work are summarized as follows:

- Different from previous first-order methods, we propose a novel second-order method to craft adversarial examples by minimizing the confidence of the ground-truth class under untargated attacks or maximizing the confidence of the target class under targeted attacks. Specifically, we define new objective functions that approximate DNNs by using the second-order Taylor expansion within a tiny neighborhood of the input, which can be easily optimized.
- Our method can generate more powerful adversarial examples than previous work. The significance of our work lies in two aspects. The first is that more powerful adversarial examples contribute to more robust DNNs through adversarial training. The second is that a powerful adversarial example can be a significant benchmark to measure the state-of-the-art defensive mechanisms.
- Compare to the state-of-the-art method C&W, our generated adversarial example keep less likely to be detected by human eyes with a higher ASR. On MNIST, ASR of our method achieves 3.8% higher with  $\ell_2 = 1.84$ , PSNR = 67.21 than that of C&W with  $\ell_2 = 2.21$  and PSNR = 60.68. On CIFAR10, ASR of our method achieves 0.8% higher with  $\ell_2 = 0.70$  and PSNR = 72.86 than that of C&W with  $\ell_2 = 0.75$  and PSNR = 68.52 on averagely.

The rest of the paper is structured as follows: Sec. II briefly describes the related work of this paper. Sec. III introduces background on the fundamentals of DNNs and the most representative attack methods available nowadays. Sec. IV describes our method TEAM with detailed mathematical derivation. Sec. V presents the experiment evaluation with two real datasets MNIST and CIFAR 10. In Sec. VI we conclude our work.

We share the source code of our approach online (<https://github.com/zxm2020/the-Second-Order-Gradients-Based-Method-for-Generating-Adversarial-Examples>).

## II. RELATED WORK

Since Szegedy et al. [9] discovered that DNN are vulnerable to adversarial examples, researchers proposed a variety of methods for generating adversarial examples, which can be summarized as the process of defining an objective function and then solving the optimization problem.

Szegedy et al. [9] first proposed a box-constrained optimal perturbation method called L-BFGS. L-BFGS defined the mapping function of image to label as an objective function and used the linear search method to find adversarial examples based on it. Although L-BFGS is effective, the linear search method results in high computational complexity. Goodfellow et al. [10] proposed FGSM (Fast Gradient Sign Method) to reduce the computational complexity. FGSM constructs the objective function based on the gradient changes of loss function, which could perform one-step gradient update along the direction of the sign of gradient at each pixel, therefore



Fig. 2. An illustration of our attacks on standard convolutional neural networks. The leftmost column is the original images. The next three columns show adversarial examples generated by our method with  $\ell_2$ ,  $\ell_\infty$  and  $\ell_0$  constrains, respectively. All the original images are classified correctly, while the adversarial examples are misclassified to other classes. The images were chosen randomly from the test set of MNIST and CIFAR 10.

the computation cost is extremely lower. However, FGSM is known as a weak attack method since one-step attack method like FGSM is easy to defend [21]. Based on FGSM, Kurakin et al. [22] proposed BIM (Basic Iterative Method) that makes multi-step small perturbations along the direction of gradient increase through iteration. Compared with FGSM, BIM could construct more accurate perturbations, but at the cost of larger computation. Further more, to improve BIM, Madry et al. [16] proposed PGD (Projected Gradient Descent) that takes the random perturbations of the original sample in its neighborhood as the initial input, and generates the adversarial examples after several iterations. In summary, all these methods defined a single objective function related to the loss function of DNNs and use different optimization methods based on the first-order gradient to calculate the optimum of the objective function.

Since then, researchers have proposed a variety of other improved algorithms. Papernot et al. [11] proposed JSMA (Jacobian-based Saliency Map Attack) for targeted attacks. The essence of this method is to iteratively modify the two most effective pixels to perturb based on the adversarial saliency map, repeating the process until misclassification is achieved. Besides, each iteration of JSMA needs to start a new recalculation of the gradient to generate a new adversarial saliency map. Compare to other methods, JSMA perturbs fewer pixels. Moosav-dezfooli et al. [13] proposed a new iterative attack method, Deepfool, which has similar effect of FGSM and can calculate smaller perturbations. By linearizing the boundary of the region where the image is located, Deepfool move the image gradually to the decision boundary,

until the image is finally moved to the other side of the decision boundary, causing the classifier to classify incorrectly. Carlini and Wanger [12] proposed the C&W method, which defined a new objective function to optimize distance and the penalty term effectively. In addition, the authors introduced a new variant to avoid the box constraint, which enhances the accuracy of searching optimum but with a huge search cost. According to their further study [23], [24], C&W is effective for most of the existing adversarial detecting defenses. Xie et al. [14] applied momentum and diverse inputs to FGSM, which aims to improve transferability, namely M-DI<sup>2</sup>-FGSM (Momentum Diverse Inputs Iterative Fast Gradient Sign Method). In general, all these methods using the output vector of the DNNs layer to construct objective functions, however, due to the non-convex nature of DNNs, this methods are still easy to fall into local optimum.

However, due to the high nonlinearity of DNNs and the non-convex nature of their objective functions, these methods easily trap into local optimum. Although, through experiments, previous work has found that iterative methods like PGD could find effective local optimums [16], and David Balduzzi et al. [20] recognized the mathematical proof of the bounds relative to the global optimum as an impossibility, our method aims to find a fine-tuned local optimum theoretically and experimentally.

### III. BRACKGROUND

This section introduces the primary notion relevant to our work, including DNNs and classic attack algorithms.

#### A. Deep Neural Networks and Notation

A DNN is a multidimensional function  $F(x) : \mathbb{R}^n \mapsto \mathbb{R}^m$  that accepts an input  $x \in \mathbb{R}^n$  and produces an output  $S \in \mathbb{R}^m$ .  $S$  is the output of the softmax layer and  $s_i$  is the  $i$ -element of  $S$ , which satisfies  $0 \leq s_i \leq 1$  and  $s_1 + \dots + s_m = 1$ . The DNN assigns the label  $Y(x) = \arg \max_i F(x)_i$ . Let  $Y(x) = y$  be the ground-truth label of  $x$ . The inputs of the softmax layer are called *logits*.

An  $N$ -layer DNN accepts input  $x$  and produces the output  $S$  as follows:

$$S = \text{softmax} \left( F^{(N)} \left( F^{(N-1)} \dots \left( F^{(1)}(x) \right) \right) \right) \quad (1)$$

where  $F^{(i+1)}(x) = \sigma(w_i \cdot F^{(i)}(x)) + b_i$  for non-linear activation function  $\sigma(\cdot)$ , model weights  $w_i$  and model biases  $b_i$ . In our paper,  $Z$  is the output of  $F^{(N)} \left( F^{(N-1)} \dots \left( F^{(1)}(x) \right) \right)$  (so  $Z$  are *logits*) and  $S = \text{softmax}(Z)$ .

#### B. Adversarial Examples

Szegedy et al. [9] first observed the existence of *adversarial examples* that can be constructed from a valid input  $x$  by solving the following optimization problem:

$$\text{minimize } \mathcal{D}(x, x') \quad \text{s.t. } Y(x') \neq y, x' \in [0, 1]^n \quad (2)$$

where  $x' = x + \delta$  is the adversarial exsample and  $\mathcal{D}(\cdot)$  is a distance norm, which can be  $\ell_0$ ,  $\ell_2$  or  $\ell_\infty$ .

Su et al.[26] established adversarial threat models in two dimensions, including adversarial goal and adversarial capabilities:

**Adversarial goal** is to construct an adversarial example  $x'$  that results in  $Y(x') \neq y$ , which can be further divided into two categories: (a) *Untargeted attacks*: the adversary seeks to provide an input  $x'$  that alter the output to any class different from  $y$ , and (b) *Targeted attacks*: the adversary seeks to provide an input  $x'$  that force the output to a specific target class  $Y(x') = y_t$ . In our work, both untargeted attacks and targeted attacks are discussed.

**Adversarial capabilities** represent how much information the adversary can obtain from the target DNN. In general, adversarial capabilities can be classified as white-box attacks and black-box attacks. *White-box attacks* mean that the adversary knows almost everything about DNNs, including training data, activation functions, topology structures, weight coefficients and so on. *Black-box attacks* assume that the adversary cannot obtain the internal information of the target DNN, except for  $Z$  and  $S$ . In our work, we focus on white-box attacks.

### C. Attack algorithms

The existing typical gradient-based methods include FGSM, JSMA, Deepfool, C&W, M-DI<sup>2</sup>-FGSM, etc. which are used to compare with our method.

**FGSM.** Goodfellow et al. [10] presented FGSM(Fast Gradient Sign Method) that performs one step gradient update along the direction of the sign of gradient at each pixel by restricting the  $\ell_\infty$ -norm of the perturbations:

$$x' = x + \epsilon \cdot \text{sign}(\nabla_x J(F(x; \theta), Y(x))) \quad (3)$$

where  $J(\cdot)$  is the loss function,  $\epsilon$  is the magnitude of the perturbation. FGSM has the advantages of low computational complexity and the ability to generate a large number of adversarial examples in a short time.

**JSMA.** Papernot et al. [11] proposed a targeted  $\ell_0$  attack method by computing a saliency map using the gradients of the last hidden layer with respect to the input. For the target class  $y_t$ , adversarial saliency map  $S(x, y_t)$  is defined as :

$$S(x, y_t)[i] = \begin{cases} 0, & \text{if } \frac{\partial Z_{y_t}}{\partial x} < 0 \text{ or } \sum_{j \neq y_t} \frac{\partial Z_j}{\partial x} > 0 \\ \left( \frac{\partial Z_{y_t}}{\partial x} \right) \left| \sum_{j \neq y_t} \frac{\partial Z_j}{\partial x} \right|, & \text{otherwise} \end{cases} \quad (4)$$

In  $S(x, y_t)$ , a larger value indicates a higher likelihood of fooling DNN. JSMA chooses the pixels that are most effective to fool the network and perturbs them.

**Deepfool.** Moosav-dezfooli et al. [13] proposed the Deepfool, which employs linear approximation for gradient iterative attack. At each iteration, Deepfool computes the minimal perturbations of the linearized DNN around the input as:

$$\arg \min_{\delta} \|\delta\|_2 \quad \text{s.t. } F(x) + \nabla F(x)^T \delta = 0 \quad (5)$$

The perturbations are accumulated to compute the final perturbation once  $x'$  is misclassified by DNN.

**C&W.** Carlini and Wagner proposed a targeted attack C&W. Based on their further studies [12], [23], [27], C&W are

effective against most existing defenses. They modeled the process of generating adversarial examples as the following optimization problem:

$$\begin{aligned} & \text{minimize} && d(x, x + \delta) + c \cdot f(x + \delta) \\ & \text{s.t.} && x + \delta \in [0, 1]^n \end{aligned} \quad (6)$$

where  $f(x + \delta) = \max(\max_{i \neq y_t} (Z_i) - Z_{y_t}, 0)$ , and  $d$  is the distance metric.

**M-DI<sup>2</sup>-FGSM.** Xie et al. [14] combined momentum and diverse inputs naturally to form a much stronger attack, Momentum Diverse Inputs Iterative Fast Gradient Sign Method (M-DI<sup>2</sup>-FGSM). By performing random image re-sizing and padding as image transformation  $T(\cdot)$ :

$$g_{n+1} = \mu \cdot g_n + \frac{\nabla_x L(T(x_n; p), y; \theta)}{\|\nabla_x L(T(x_n; p), y; \theta)\|_1} \quad (7)$$

$$x^{n+1} = \text{Clip}_x^\epsilon \{x^n + \alpha \cdot \text{sign}(g_{n+1})\} \quad (8)$$

where  $\mu$  is the decay factor of the momentum term and  $g_n$  is the accumulated gradient.

## IV. OUR APPROACH

The problem of constructing adversarial examples can be formally defined as problem (2), yet it is difficult for existing algorithms to solve directly, as the properties of DNN make it highly non-linear and non-convex. Therefore, we express problem (2) in a different form, which is better adapted for optimization. In addition, the Lagrangian multiplier method is introduced to solve this problem.

### A. Problem Formulation

Remind that  $Z$  are logits,  $Z_i$  is the logits element of class  $i$ ,  $S = \text{softmax}(Z)$ , and  $S_i$  is the confidence of class  $i$ . A larger value of  $Z_i$  or  $S_i$  indicates a higher likelihood that the DNN classify the input as class  $i$  and vice versa. In our work, we aim to minimize  $Z_y$  or  $S_y$  in untargeted attacks, which is equivalent to minimizing the likelihood of proper classification. In targeted attacks, we aim to maximize  $Z_{y_t}$  or  $S_{y_t}$ , which is equivalent to maximizing the likelihood of forcing the DNN to classify the input as target class  $y_t$ .

Although  $Z_i$  and  $S_i$  are seemed equally, there are some differences between  $Z_i$  and  $S_i$ . Since  $S_i = \text{softmax}(Z_i) = \exp(Z_i) / \sum_{j=1}^m \exp(Z_j)$ ,  $S_i$  satisfies  $0 \leq S_i \leq 1$  and  $S_1 + \dots + S_m = 1$ , which indicates that the decrease of  $S_y$  corresponds to the increase of  $\sum_{i \neq y} S_i$  and vice versa. Therefore, the decrease of  $S_y$  ensures higher likelihood of misclassification and the increase of  $S_{y_t}$  ensures higher likelihood of forcing the DNN to classify the input as class  $y_t$ . But Papernot et al. [11] claimed that  $S_i$  will introduce extreme derivative values through  $S_i = \text{softmax}(Z_i)$ . Compared with  $S$ , the decrease of  $Z_y$  cannot guarantee the higher value of  $\sum_{i \neq y} Z_i$ , it is unaffected by extreme derivative values. In order to get deep insight to the differences between  $z_i$  and  $s_i$ , we construct adversarial examples based on  $Z_i$  and  $S_i$  respectively.

Due to DNNs' highly non-linear and non-convex, to solve the problem (2) is non-trivial [25]. Hence, we define some

objective functions  $T_i$ ,  $i=1,2,\dots,6$  suitable for optimization. In untargeted attacks, we minimize  $T_i$  such that the likelihood of  $Y(x') \neq y$  will be maximized. In targeted attacks, we maximize  $T_i$  such that the likelihood of  $Y(x') = y_t$  will be maximized. The corresponding  $T_i$  is defined as following:

$$\begin{aligned} T_1(x') &= Z_y(x') \\ T_2(x') &= Z_{y_t}(x') \\ T_3(x') &= Z_{y_t}(x') - \max_{i \neq y_t} (Z_i(x')) \\ T_4(x') &= S_y(x') \\ T_5(x') &= S_{y_t}(x') \\ T_6(x') &= S_{y_t}(x') - \max_{i \neq y_t} (S_i(x')) \end{aligned}$$

We use the alternative formulation for untargeted attacks:

$$\begin{aligned} &\text{minimize } T_1(x + \delta) \text{ or } T_4(x + \delta) \\ &\text{s.t. } F(x + \delta) \neq y \\ &\quad x + \delta \in [0, 1]^n \\ &\quad \mathcal{D}(x, x + \delta) < C \end{aligned} \quad (9)$$

and the alternative formulation for targeted attacks:

$$\begin{aligned} &\text{maximize } T_2(x + \delta) \text{ or } T_3(x + \delta) \text{ or } T_5(x + \delta) \text{ or } T_6(x + \delta) \\ &\text{s.t. } F(x + \delta) = y_t \\ &\quad x + \delta \in [0, 1]^n \\ &\quad \mathcal{D}(x, x + \delta) < C \end{aligned} \quad (10)$$

where  $C$  is a perturbation bound of  $\delta$ ,  $\mathcal{D}$  is either  $\ell_0$ ,  $\ell_2$  or  $\ell_\infty$ , i.e.,  $\mathcal{D}(x, x + \delta) = \|\delta\|_p$ .

### B. Generate adversarial examples based on the Second-order Taylor expansion

In this section, we address how TEAM solve problem (9) and problem (10). First, we adopt the quadratic approximation to the nonlinear part of  $T_i$  in a tiny neighborhood of  $x$  by the second-order Taylor Expansion. At this point, the original non-trivial nonlinear optimization problem can be transformed into a second-order constrained optimization problem. To solve this, we use the Lagrangian multiplier method to construct a dual problem, which is convex and provides an approximately optimal solution to the original problem (9) and (10).

For the untargeted attack problem (9), we first compute the gradient matrix  $\nabla_x S_y(x)$ ,  $\nabla_x Z_y(x)$  and the Hessian matrix  $\nabla_x^2 S_y(x)$ ,  $\nabla_x^2 Z_y(x)$  for the given example  $x$ .

$$\nabla_x S_y(x) = \left[ \frac{\partial Z_y(x)}{\partial x_i} \right]_{n \times 1} \quad (11)$$

$$\nabla_x Z_y(x) = \left[ \frac{\partial Z_y(x)}{\partial x_i} \right]_{n \times 1} \quad (12)$$

$$\nabla_x^2 S_y(x) = \left[ \frac{\partial^2 S_y(x)}{\partial x_i \partial x_j} \right]_{n \times n} \quad (13)$$

$$\nabla_x^2 Z_y(x) = \left[ \frac{\partial^2 Z_y(x)}{\partial x_i \partial x_j} \right]_{n \times n} \quad (14)$$

We calculate the partial derivatives of the DNN directly, rather than its cost function, and we differentiate with respect to  $x$  rather than the parameters of the DNN. As a result, this allows us to approximate  $S_y(x)$  and  $Z_y(x)$  in a tiny neighborhood of  $x$ . Our goal is to express  $\nabla_x S_y(x)$ ,  $\nabla_x Z_y(x)$ ,  $\nabla_x^2 S_y(x)$  and  $\nabla_x^2 Z_y(x)$  according to one input dimension  $x_i$ . We start at softmax layer :

$$\frac{\partial S_y(x)}{\partial x_i} = \sum_{j=1}^m \left[ \frac{\partial S_y}{\partial Z_j} \cdot \frac{\partial Z_j}{\partial x_i} \right] \quad (15)$$

Since  $S_y = \text{softmax}(Z_y) = \exp(Z_y) / \sum_{p=1}^m \exp(Z_p)$ , Eq.(15) yields:

$$\begin{aligned} \frac{\partial S_y(x)}{\partial x_i} &= \sum_{j=1}^m \left[ \frac{\partial \frac{\exp(Z_y)}{\sum_{p=1}^m \exp(Z_p)}}{\partial Z_j} \cdot \frac{\partial Z_j}{\partial x_i} \right] \\ &= \sum_{j \neq y} \left[ \frac{-\exp(Z_y) \exp(Z_j)}{\left( \sum_{p=1}^m \exp(Z_p) \right)^2} \cdot \frac{\partial Z_j}{\partial x_i} \right] \\ &\quad + \frac{\exp(Z_y) \sum_{p=1}^m \exp(Z_p) - (\exp(Z_y))^2}{\left( \sum_{p=1}^m \exp(Z_p) \right)^2} \cdot \frac{\partial Z_y}{\partial x_i} \\ &= \sum_{j \neq y} \left( -S_y S_j \frac{\partial Z_j}{\partial x_i} \right) + \left[ S_y - (S_y)^2 \right] \frac{\partial Z_y}{\partial x_i} \end{aligned} \quad (16)$$

In Eq.(16), according to Section III-A, all terms are known except for  $\frac{\partial Z_y}{\partial x_i}$ . By calculating  $Z_y$ , we have

$$\begin{aligned} \frac{\partial Z_y(x)}{\partial x_i} &= \frac{\partial \sigma_{N,y}(w_{N,y} \cdot H^{N-1} + b_{N,y})}{\partial x_i} \\ &= \frac{\partial \sigma_{N,y}(w_{N,y} \cdot H^{N-1} + b_{N,y})}{\partial x_i} \\ &\quad \cdot w_{N,y} \frac{\partial H^{N-1}}{\partial x_i} \end{aligned} \quad (17)$$

where  $H^{N-1}$  is the output vector of layer  $N-1$  and  $z = H^N$ . Besides,  $\sigma_{N,y}(\cdot)$  is the activation function of neuron  $y$  in layer  $N$ .  $w_{N,y}$  and  $b_{N,y}$  is the weights and bias for neuron  $y$  in layer  $N$ . In this equation,  $\frac{\partial H^{N-1}}{\partial x_i}$  is the only unknown element that we are able to compute recursively. Therefore, we get  $\nabla_x S_y(x)$  and  $\nabla_x Z_y(x)$  by plugging these results for hidden layers back into Eq.(16) and Eq.(17).

$\nabla_x^2 S_y(x)$  and  $\nabla_x^2 Z_y(x)$  are calculated based on  $\nabla_x S_y(x)$

and  $\nabla_x Z_y(x)$ :

$$\begin{aligned}
\nabla_x^2 S_y(x) &= \frac{\partial^2 S_y(x)}{\partial x_i \partial x_j} \\
&= \frac{\partial}{\partial x_j} \left[ \frac{\partial S_y(x)}{\partial x_i} \right] \\
&= \frac{\partial}{\partial x_j} \left[ \sum_{j \neq y} \left( -S_y S_j \frac{\partial Z_j}{\partial x_i} \right) \right. \\
&\quad \left. + \left( S_y - (S_y)^2 \right) \frac{\partial Z_j}{\partial x_i} \right] \\
&= \sum_{j \neq y} \left( -S_y S_j \frac{\partial^2 Z_j}{\partial x_i \partial x_j} \right) \\
&\quad + \left( S_y - (S_y)^2 \right) \frac{\partial^2 Z_j}{\partial x_i \partial x_j}
\end{aligned} \tag{18}$$

$$\begin{aligned}
\nabla_x^2 Z_y(x) &= \frac{\partial^2 Z_y(x)}{\partial x_i \partial x_j} \\
&= \frac{\partial}{\partial x_j} \left[ \frac{\partial Z_y(x)}{\partial x_i} \right] \\
&= \frac{\partial}{\partial x_j} \left[ \frac{\partial \sigma_{N,y} (w_{N,y} H^{N-1} + b_{N,y})}{\partial x_i} \right. \\
&\quad \left. \cdot w_{N,y} \frac{\partial H^{N-1}}{\partial x_i} \right] \\
&= \frac{\partial^2 \sigma_{N,y} (w_{N,y} H^{N-1} + b_{N,y})}{\partial x_i \partial x_j} \\
&\quad \cdot w_{N,y} \frac{\partial^2 H^{N-1}}{\partial x_i \partial x_j}
\end{aligned} \tag{19}$$

In Eq.(18) and Eq.(19), all terms are known except for  $\frac{\partial^2 Z_j}{\partial x_i \partial x_j}$  and  $\frac{\partial^2 H^{N-1}}{\partial x_i \partial x_j}$ , which can be calculated recursively. By plugging these results into Eq.(18) and Eq.(19), we obtain  $\nabla_x^2 S_y(x)$  and  $\nabla_x^2 Z_y(x)$ .

Second, we use the second-order Taylor Expansion to approximate the value of  $S_y(x)$  and  $Z_y(x)$  in the neighborhood  $U(x, \delta)$ . Since  $S_y$  and  $Z_y$  contribute equally and can be substituted for each other completely in the rest of the process, we use the same symbol  $f_y$  to denote both  $S_y$  and  $Z_y$ , which is easily understood.

$$\begin{aligned}
f_y(x') &= f_y(x + \delta) \\
&\approx \phi_y(\delta) \\
&= f_y(x) + \nabla f_y(x)^T \delta + \frac{1}{2} \delta^T \nabla^2 f_y(x) \delta
\end{aligned} \tag{20}$$

$x'$  is the moving point in the neighborhood  $U(x, \delta)$  and  $\phi_y(\delta)$  gives the second-order approximation of  $f_y(x')$ .

Finally, for the untargated attack problem (9), we transform it into:

$$\text{minimize } \phi_y(\delta) \quad \text{s.t. } \|\delta\|_p \leq C \tag{21}$$

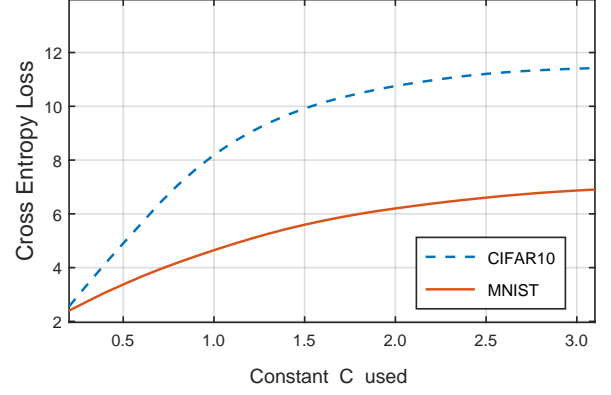


Fig. 3. We present the relationship between the perturbation bound  $C$  and the change of cross entropy loss of the DNN, where the adversarial examples are generated with the objective function  $T_1$  on MNIST and CIFAR10 datasets respectively.

We construct the Lagrangian function:

$$\begin{aligned}
P(\delta, \lambda) &= \phi_y(\delta) + \lambda (\|\delta\|_p - C) \\
&= f_y(x) + \nabla f_y(x)^T \delta \\
&\quad + \frac{1}{2} \delta^T \nabla^2 f_y(x) \delta \\
&\quad + \lambda (\|\delta\|_p - C)
\end{aligned} \tag{22}$$

Now, we transformed the optimization problem (21) with inequality constraints into an unconstrained optimization problem:

$$\text{minimize } P(\delta, \lambda) \tag{23}$$

To solve this optimization problem, we have the KKT condition:

$$\begin{cases} \nabla_\delta P(\delta, \lambda) = \vec{0} \\ \nabla_\lambda P(\delta, \lambda) = \vec{0} \\ \|\delta\|_p \leq C \\ \lambda \geq 0 \\ \lambda (\|\delta\|_p - C) = 0 \end{cases} \tag{24}$$

And the dual problem of the problem (23), which is a convex optimization problem and providing an approximately optimal solution to the original problem (9):

$$\max_{\lambda} \min_{\delta} P(\delta, \lambda) \quad \text{s.t. } \lambda \geq 0 \tag{25}$$

According to the principle of weak duality property: (a) the optimal value of the primal problem is not less than the optimal value of the dual problem; (b) the primal problem is convex and satisfies the Slater condition, the optimal value of the dual problem equals to the optimal value of the primal problem. However, due to the nonlinearity of DNNs,  $\nabla_x^2 f_y(X)$  is difficult to be proved as a positive definite matrix, which means the problem (23) cannot be a convex problem. Therefore, we think of the optimal value  $(\delta^*, \lambda^*)$  of the dual problem as an approximately optimal solution to the primal problem (23). Our method to generate adversarial examples is presented in Algorithm1.

In addition, the selection of perturbation bound  $C$  is also involved in solving the problem (21). The larger  $C$  leads

**Algorithm 1** Generate adversarial examples based on the Taylor expansion for untargeted attack

**Input:**  $x, y, C$ ,

**Output:**  $x'$

```

1:  $C \leftarrow 0.5, l \leftarrow y$ 
2:  $\nabla_x f_y(x) \leftarrow \left[ \frac{\partial f_y(x)}{\partial x_i} \right]_{n \times 1}$ 
3:  $\nabla_x^2 f_y(x) \leftarrow \left[ \frac{\partial^2 f_y(x)}{\partial x_i \partial x_j} \right]_{n \times n}$ 
4: while  $l = y$  do
5:    $\phi_y(\delta) = f_y(x) + \nabla_x f_y(x)^T \delta + \frac{1}{2} \delta^T \nabla_x^2 f_y(x) \delta$  //Use
     the Taylor expansion to approximate  $f_y(x + \delta)$  in the
     tiny neighbourhood of  $x$ 
6:    $P(\delta, \lambda) = \phi_y(\delta) + \lambda (\|\delta\|_p - C)$  //Construct the
     Lagrangian function
7:    $(\delta^*, \lambda^*) \leftarrow \max_{\lambda} \min_{\delta} P(\delta, \lambda)$  s.t.  $\lambda \geq 0$  //Calculate
     the dual problem
8:    $l \leftarrow Y(X + \delta^*)$ 
9:    $C \leftarrow C + 0.1$ 
10: end while
11: return  $x + \delta^*$ 

```

to the higher ASR, however the adversarial example will be perceptible easily. Therefore, the determination of  $C$  is crucial to the effectiveness of adversarial examples. Empirically, the most suitable  $C$  is the minimum one which satisfies  $f_{y_t}(x + \delta^*) > f_y(x + \delta^*)$  after solving problem (23). Fig.3 shows relationship between  $C$  and the change of cross entropy loss value where  $C$  changed in the range  $[0, 3]$ .

For targeted attacks(10), we first compute the gradient matrix  $\nabla_x f_{y_t}(x)$  and the Hessian matrix  $\nabla_x^2 f_{y_t}(x)$  for the target class  $y_t$ .

$$\nabla_x f_{y_t}(x) = \left[ \frac{\partial f_{y_t}(x)}{\partial x_i} \right]_{n \times 1} \quad (26)$$

$$\nabla_x^2 f_{y_t}(x) = \left[ \frac{\partial^2 f_{y_t}(x)}{\partial x_i \partial x_j} \right]_{n \times n} \quad (27)$$

$\nabla_x f_{y_t}(x)$  and  $\nabla_x^2 f_{y_t}(x)$  have the same derivation with  $\nabla_x f_y(x)$  and  $\nabla_x^2 f_y(x)$ , which replace  $y$  with  $y_t$ . Then, we use the second-order Taylor Expansion to approximate the value of  $S_{y_t}$  and  $Z_{y_t}$  in the tiny neighborhood of  $x$ :

$$\begin{aligned} f_{y_t}(x') &= f_{y_t}(x + \delta) \\ &\approx \phi_{y_t}(\delta) \\ &= f_{y_t}(x) + \nabla_x f_{y_t}(x)^T \delta + \frac{1}{2} \delta^T \nabla_x^2 f_{y_t}(x) \delta \end{aligned} \quad (28)$$

where  $\phi_{y_t}(\delta)$  gives the second order approximation of  $f_{y_t}(x')$ . Then, we transformed problem (10) into:

$$\text{maximize } \phi_{y_t}(\delta) \quad \text{s.t. } \|\delta\|_p \leq C \quad (29)$$

and

$$\text{maximize } \left[ \phi_{y_t}(\delta) - \max_{i \neq y_t} (\phi_i(\delta)) \right] \quad \text{s.t. } \|\delta\|_p \leq C \quad (30)$$

To solve the problem (29), we construct the Lagrangian function:

$$\begin{aligned} Q_1(\delta, \lambda) &= \phi_{y_t}(\delta) + \lambda (\|\delta\|_p - C) \\ &= f_{y_t}(x) + \nabla_x f_{y_t}(x)^T \delta \\ &\quad + \frac{1}{2} \delta^T \nabla_x^2 f_{y_t}(x) \delta \\ &\quad + \lambda (\|\delta\|_p - C) \end{aligned} \quad (31)$$

Next, we transformed the problem (29) into an unconstrained optimization problem by substituting Eq.(31) in it:

$$\text{maximize } Q_1(\delta, \lambda) \quad (32)$$

The KKT condition of problem (32) must be satisfied as follow:

$$\begin{cases} \nabla_{\delta} Q_1(\delta, \lambda) = \vec{0} \\ \nabla_{\lambda} Q_1(\delta, \lambda) = \vec{0} \\ \|\delta\|_p \leq C \\ \lambda \geq 0 \\ \lambda (\|\delta\|_p - C) = 0 \end{cases} \quad (33)$$

And the dual problem of problem (32):

$$\min_{\lambda} \max_{\delta} Q_1(\delta, \lambda) \quad \text{s.t. } \lambda \geq 0 \quad (34)$$

According to the principle of weak duality property, the optimal solution obtained from the problem (6) is the approximately optimal solution to the problem (32). The algorithm is presented in Algorithm2.

To solve the problem (30), we construct the Lagrangian function:

$$\begin{aligned} Q_2(\delta, \lambda) &= \phi_t(\delta) - \max_{i \neq y_t} (\phi_i(\delta)) + \lambda (\|\delta\|_p - C) \\ &= f_{y_t}(x) + \nabla_x f_{y_t}(x)^T \delta \\ &\quad + \frac{1}{2} \delta^T \nabla_x^2 f_{y_t}(x) \delta \\ &\quad + \max_{i \neq y_t} [f_i(x) + \nabla_x f_i(x)^T \delta \\ &\quad + \frac{1}{2} \delta^T \nabla_x^2 f_i(x) \delta] \\ &\quad + \lambda (\|\delta\|_p - C) \end{aligned} \quad (35)$$

After substituting Eq.(35) into problem (30), we have an unconstrained optimization problem:

$$\text{maximize } Q_2(\delta, \lambda) \quad (36)$$

The KKT condition of problem (38) must be satisfied as follow:

$$\begin{cases} \nabla_{\delta} Q_2(\delta, \lambda) = \vec{0} \\ \nabla_{\lambda} Q_2(\delta, \lambda) = \vec{0} \\ \|\delta\|_p \leq C \\ \lambda \geq 0 \\ \lambda (\|\delta\|_p - C) = 0 \end{cases} \quad (37)$$

And the dual problem of problem (36):

$$\min_{\lambda} \max_{\delta} Q_2(\delta, \lambda) \quad \text{s.t. } \lambda \geq 0 \quad (38)$$

According to the principle of weak duality property, the optimal solution obtained from the problem (38) is the approximately optimal solution to the problem (36). Algorithm?? shows the process of targeted attacks.

**Algorithm 2** Generate adversarial examples based on the Taylor expansion for problem (29) and (30)

**Input:**  $x, y, C$

**Output:**  $x'$

```

1:  $C \leftarrow 0.5, l \leftarrow y$ 
2:  $\nabla f_{y_t}(x) \leftarrow \left[ \frac{\partial f_{y_t}(x)}{\partial x_i} \right]_{n \times 1}$ 
3:  $\nabla^2 f_{y_t}(x) \leftarrow \left[ \frac{\partial^2 f_{y_t}(x)}{\partial x_i \partial x_j} \right]_{n \times n}$ 
4: while  $l \neq y_t$  do
5:    $\phi_t(\delta) = f_{y_t}(x) + \nabla_x f_{y_t}(x)^T \delta + \frac{1}{2} \delta^T \nabla_x^2 f_{y_t}(x) \delta$  //Use
   the Taylor expansion to approximate  $f_{y_t}(x + \delta)$  in the
   tiny neighbourhood of  $x$ 
6:    $(\delta^*, \lambda^*) \leftarrow \min_{\lambda} \max_{\delta} Q_i(\delta, \lambda), i \in \{1, 2\}$  s.t.  $\lambda \geq 0$ 
   //Calculate the dual problem
7:    $l \leftarrow Y(X + \delta^*)$ 
8:    $C \leftarrow C + 0.1$ 
9: end while
10: return  $x + \delta^*$ 

```

### C. Generate Adversarial Examples Based On The Gauss-Newton Method

Since Sec. IV-B involves the calculation of the Hessian matrix which requires a large amount of calculation, this section describe the GN method for improvement. The GN is a specialized method for minimizing the least-squares cost  $(1/2) \|f_{y_t}(x + \delta)\|^2$ . Given a point  $x$ , the pure form of the GN method is based on linear function  $f_{y_t}(x + \delta)$  to obtain

$$R(x + \delta, x + \delta^k) = f_{y_t}(x) + \nabla f_{y_t}(x)^T (\delta - \delta^k) \quad (39)$$

and then minimizing the norm of the linear function  $R$ :

$$\begin{aligned}
\delta^{k+1} &= \arg \min_{\delta \in \mathbb{R}^m} \frac{1}{2} \|R(x + \delta, x + \delta^k)\|^2 \\
&= \arg \min_{\delta \in \mathbb{R}^m} \frac{1}{2} \left\{ 2(\delta - \delta^k)^T \nabla f_{y_t}(x) f_{y_t}(x) \right. \\
&\quad \left. + (\delta - \delta^k)^T \nabla f_{y_t}(x) \nabla f_{y_t}(x)^T (\delta - \delta^k) \right. \\
&\quad \left. + \|f_{y_t}(x)\|^2 \right\} \quad (40)
\end{aligned}$$

Assuming that the matrix  $\nabla f_{y_t}(x) \nabla f_{y_t}(x)^T$  is invertible, the above quadratic minimization yields:

$$\delta^{k+1} = \delta^k - (\nabla f_{y_t}(x) \nabla f_{y_t}(x)^T)^{-1} \nabla f_{y_t}(x) f_{y_t}(x) \quad (41)$$

Notice the high nonlinearity of DNNs, we cannot prove the matrix  $\nabla f_{y_t}(x) \nabla f_{y_t}(x)^T$  is invertible. To ensure descent, and also to deal with the case where the matrix  $\nabla f_{y_t}(x) \nabla f_{y_t}(x)^T$  is singular (as well as enhance convergence when this matrix is nearly singular), the Eq.(41) is rewrited as follows:

$$\delta^{k+1} = \delta^k - \alpha^k (\nabla f_{y_t}(x) \nabla f_{y_t}(x)^T + \Delta^k)^{-1} \nabla f_{y_t}(x) f_{y_t}(x) \quad (42)$$

where  $\alpha^k$  is a stepsize chosen by one of the stepsize rules. The matrix  $\nabla f_{y_t}(x) \nabla f_{y_t}(x)^T$  is a symmetric matrix certainly, so there is a matrix  $\Delta^k = -\lambda_{\min}(\nabla f_{y_t}(x) \nabla f_{y_t}(x)^T) I$  that is a diagonal matrix that makes  $\nabla f_{y_t}(x) \nabla f_{y_t}(x)^T + \Delta^k$  positive definite, as shown in Algorithm3.

**Algorithm 3** Generate adversarial examples based on the Gauss-Newton Method

**Input:**  $x, y_t, C, \delta, l$

**Output:**  $x$

```

1:  $\delta \leftarrow 0, l \leftarrow y$ 
2: while  $l \neq y_t$  and  $\|\delta\|_p \leq C$  do
3:    $\nabla f_{y_t}(x) \leftarrow \left[ \frac{\partial f_{y_t}(x)}{\partial x_i} \right]_{m \times 1}$ ,
4:    $H \leftarrow \nabla f_{y_t}(x) \cdot \nabla f_{y_t}(x)^T$ ,
5:    $\Delta^k \leftarrow -\lambda_{\min}(\nabla f_{y_t}(x) \nabla f_{y_t}(x)^T) I$ 
6:    $\delta^{k+1} = \delta^k - \alpha^k (H + \Delta^k)^{-1} \nabla f_{y_t}(x) f_{y_t}(x)$ 
7:    $x \leftarrow x + \delta$ 
8:    $l \leftarrow Y(x)$ 
9: return  $x$ 

```

Although GN cannot produce closer adversarial examples since the substitution of the Hessian matrix  $H + \Delta^k$  does not work as well as the Hessian matrix, GN is better suited to generating synthetic digits that are meaningless to human eyes but still classified as each digit as shown in Fig 10. Sec. V-C performs generating synthetic digits using GN.

## V. EVALUATION

We do some experimental evaluation to answer the following questions: (1) In all possible objective functions, which one performs better?, (2) Compared with attacks that reported in previous literature, what's our advantage?, (3) Can we exploit any  $x$ ? and (4) Can we defeat defensive distillation?. Our main result is that TEAM can craft adversarial examples with a 100% ASR by modifying the input on average by. Compared with these attacks, TEAM achieved highest ASR by 100% with lowest distortion. We define a attack power measure to identify adversarial examples are more powerful than others.

We conducted our experiments on MNIST [28] and CIFAR10 [29] data sets. MNIST is widely used for digit-recognition tasks, which has a training set of 60,000 examples, and a test set of 10,000 examples. Each example includes a  $28 \times 28$  pixels grey image associated with its ground-truth label. The digits have been size-normalized and centered in a fixed-size image. CIFAR10 is suitable for a small image recognition task, which is divided into five training batches and one test batch, each with 10,000 examples. Each example in CIFAR10 consists of colour images of 3 channels with the size of  $32 \times 32$  pixels. We train two models, whose architecture are given in TABLE I, on the MNIST and CIFAR10 and achieve the classification accuracy of 99.3% and 82% respectively.

TABLE I  
MODEL ARCHITECTURE FOR MNIST AND CIFAR10 DATA SETS

Layer Type	MNIST Model	CIFAR10 Model
Convolution + ReLU	$3 \times 3 \times 32$	$3 \times 3 \times 64$
Max Pooling	$2 \times 2$	$2 \times 2$
Convolution + ReLU	$3 \times 3 \times 64$	$3 \times 3 \times 128$
Max Pooling	$2 \times 2$	$2 \times 2$
Fully Connected + Sigmoid	200	256
Softmax	10	10




Fig. 4. Our  $\ell_0$  attack applied to the MNIST data set conducting a targeted attack for each target class.




Fig. 5. Our  $\ell_2$  attacks applied to the MNIST data set conducting a targeted attack for each target class.

In addition, we use  $\ell_p$ , PSNR [30] and ASR to measure the effectiveness of TEAM.  $\ell_p$  norm is a widely-used distance metric, often written as  $\|x - x'\|_p$ , where  $p$ -norm  $\|\cdot\|_p$  is defined as

$$\|v\|_p = \left( \sum_{i=1}^n |v_i|^p \right)^{\frac{1}{p}} \quad (43)$$

More specifically,  $\ell_0$  measures the number of  $i$  such that  $x_i \neq x'_i$ .  $\ell_2$  measures the standard Euclidean distance between  $x_i$  and  $x'_i$ .  $\ell_\infty$  measures the maximum change of  $x_i$ . Since no distance metric is a perfect measure of human perceptual similarity [12], we add PSNR as another distance metric. We believe PSNR is an important indicator to measure  $\delta$ , since an image changed with larger PSNR value is less likely to be detected by human eyes. When ASR is not 100%,  $\ell_p$  and PSNR are used for successful attacks only. (That is, we only calculates  $\ell_p$  and PSNR value for adversarial examples that fooled DNN successfully.)

#### A. Comparison Between Objective Functions

TABLE II  
EVALUATION OF UNTARGETED ATTACK BY DIFFERENT OBJECTIVE FUNCTIONS ON MNIST AND CIFAR10. WE SHOW THE AVERAGE  $\ell_2$  DISTORTION, PSNR AND ASR OF THE OBJECTIVE FUNCTION  $T_1$  AND  $T_4$ .

	MNIST			CIFAR10		
	$\ell_2$	PSNR	ASR	$\ell_2$	PSNR	ASR
$T_1$	0.91	73.03	100%	0.29	87.41	100%
$T_4$	1.40	71.46	100%	0.30	87.45	100%

TABLE III  
EVALUATION OF TARGETED ATTACK BY DIFFERENT OBJECTIVE FUNCTIONS ON MNIST AND CIFAR10 DATA SETS. WE SHOW THE AVERAGE  $\ell_2$  DISTORTION, PSNR AND ASR OF THE OBJECTIVE FUNCTION  $T_2, T_3, T_5$  AND  $T_6$ .

		MNIST			CIFAR10		
		$\ell_2$	PSNR	ASR	$\ell_2$	PSNR	ASR
<i>Best Case</i>	$T_2$	<b>1.12</b>	<b>77.21</b>	<b>100%</b>	<b>0.65</b>	<b>74.83</b>	<b>100%</b>
	$T_3$	4.45	50.13	100%	3.74	56.17	100%
	$T_5$	<b>1.23</b>	<b>65.31</b>	<b>100%</b>	<b>0.73</b>	<b>70.12</b>	<b>100%</b>
	$T_6$	4.87	45.32	100%	4.17	50.16	100%
<i>Average Case</i>	$T_2$	<b>1.84</b>	<b>67.21</b>	<b>100%</b>	<b>0.70</b>	<b>72.86</b>	<b>100%</b>
	$T_3$	5.12	45.26	75.2%	4.52	46.71	70.1%
	$T_5$	<b>2.1</b>	<b>69.15</b>	<b>100%</b>	<b>1.3</b>	<b>67.26</b>	<b>100%</b>
	$T_6$	5.31	41.74	78.5%	4.50	48.34	73.5%
<i>Worst Case</i>	$T_2$	<b>2.64</b>	<b>58.75</b>	<b>100%</b>	<b>0.75</b>	<b>73.12</b>	<b>100%</b>
	$T_3$	6.54	39.17	74.5%	5.62	45.13	69.7%
	$T_5$	<b>3.41</b>	<b>55.12</b>	<b>100%</b>	<b>2.50</b>	<b>60.73</b>	<b>100%</b>
	$T_6$	5.80	40.12	75.6%	5.17	46.25	71.2%

For objective function  $T(\cdot)$ , we evaluate the quality of the adversarial examples from each objective function on two data sets.  $T_1$  and  $T_4$  can both reach 100% ASR with lower distance metric and higher PSNR. Experimental results are shown in TABLE II and TABLE III. TABLE II is the results for untargeted attacks. The only difference between  $T_1$  and  $T_4$  is that the gradient of  $T_1$  comes from the last hidden layer, while that of  $T_4$  comes from the softmax layer. Since the experimental results obtained by  $T_1$  and  $T_4$  differed slightly, we conclude that unlike JSMA, extreme derivative values




Fig. 6. Our  $\ell_\infty$  attack applied to the MNIST data set conducting a targeted attack for each target class.

introduced by  $S_i$  does not affect TEAM.

In TABLE III, we proposed three different approaches to choose the target class in targeted attacks: “Average Case” means that we select the target class randomly among the set of labels that is not the ground-truth one. “Best Case” means performing the attack against all the classes except for the ground-truth one and reporting the target class that is least difficult to attack. “Worst Case” means performing the attack against all the classes and report the target class that is the most difficult to attack. As shown in TABLE III,  $T_2$  and  $T_5$  perform better than others. Besides, the only difference between  $T_2$  and  $T_5$  is that the gradient of  $T_2$  comes from the last hidden layer and the gradient of  $T_5$  comes from the softmax layer.  $T_2$  and  $T_5$  always achieve 100% ASR, which outperform  $T_3$  and  $T_6$ , since the increase of  $T_3$  and  $T_6$  does not closely related to the confidence of target class. Results from TABLE III also show that extreme derivative values introduced by  $S_i$  does not affect TEAM and TEAM performs well both on the last hidden layer and softmax layer, which means our method could defeat the defense methods based on gradient masking, such as defensive distillation [15].

### B. Comparison Between Existing Classic Methods And TEAM

To measure the effectiveness of TEAM, we compared the performance of TEAM with the previous classical targeted attacks, including JSMA( $\ell_0$  norm), C&W( $\ell_2$  norm), FGSM( $\ell_\infty$  norm) and untargeted attacks including Deepfool( $\ell_2$  norm) and M-DI<sup>2</sup>-FGSM( $\ell_2$  norm) on the same test data set.

We re-implement JSMA, C&W, FGSM, Deepfool and M-DI<sup>2</sup>-FGSM for comparison. The codes of JSMA, C&W, FGSM and Deepfool come from Cleverhans [31] and the codes for M-DI<sup>2</sup>-FGSM come from the link given by the author in




Fig. 7. Our  $\ell_0$  attack applied to the CIFAR10 data set conducting a targeted attack for each target class.

the original text [14]. In addition, to ensure the validity of the evaluation, we use the same model architecture in TABLE I and the same batch of test data. For JSMA, we make  $\epsilon = 1$  for every iteration and the stop condition is to meet a success attack. That is, under the targeted attack, we report metrics only if JSMA produces the target label, no matter how many perturbation pixels JSMA required. For C&W, we choose the  $\ell_2$  attack and set the scaling factor  $C = 1.0$ . For FGSM, we make perturbation bound  $\epsilon = 0.01$ , and epochs = 1. For Deepfool, we set epochs = 3. For M-DI<sup>2</sup>-FGSM, we set the maximum perturbation bound of each pixel  $\epsilon = 0.05$  and decay factor is set to be 1.

For our experiments, we randomly selected 300 images that could be correctly judged by the DNN in the test set on MNIST and CIFAR10. The results compared with targeted attacks are reported in TABLE IV and the results compared with untargeted attacks are reported in TABLE V. Fig.4 to Fig.cifarlinf show our  $\ell_0$  attacks,  $\ell_2$  attacks and  $\ell_\infty$  attacks applied to the two models for each target classes respectively.

A powerful adversarial example should be an example with high ASR and keep less likely to be detected by human eyes(low  $\ell_p$  value, high PSNR), and both two are indispensable. In TABLE IV, for each distance metric, our attacks achieve 100% ASR and keep  $\ell_p$  value lower than the state-of-the-art attacks with  $\ell_0$  and  $\ell_2$  distance metric. Although prior  $\ell_\infty$  attacks find closer adversarial examples, our  $\ell_\infty$  attack achieve higher ASR. In TABLE V, our attacks find closer adversarial examples than the previous state-of-the-art attacks, and our attacks never fail to find an adversarial example.

JSMA uses the last hidden layer instead of the softmax layer to calculate the adversarial saliency map. Although the last hidden layer does not lead to extreme derivative values, it has




Fig. 8. Our  $\ell_2$  attack applied to the CIFAR10 data set conducting a targeted attack for each target class.




Fig. 9. Our  $\ell_\infty$  attack applied to the CIFAR10 data set conducting a targeted attack for each target class.

TABLE IV  
COMPARISON OF THREE TARGETED ATTACKS ALGORITHMS ON THE MNIST AND CIFAR10 DATA SETS.

		MNIST			CIFAR10		
		$\ell_p$	PSNR	ASR	$\ell_p$	PSNR	ASR
<i>Best Case</i>	<i>Our</i> $L_0$	<b>20</b>	<b>71.21</b>	<b>100%</b>	<b>21</b>	<b>74.32</b>	<b>100%</b>
	JSMA	25	68.54	100%	25	70.16	100%
	<i>Our</i> $L_2$	<b>1.12</b>	<b>77.21</b>	<b>100%</b>	<b>0.65</b>	<b>74.83</b>	<b>100%</b>
	C&W	1.40	61.66	100%	0.7	73.26	100%
	<i>Our</i> $\ell_\infty$	<b>1.34</b>	<b>70.86</b>	<b>100%</b>	<b>1.32</b>	<b>70.56</b>	<b>100%</b>
	FGSM	0.27	85.47	80%	0.036	91.72	85.3%
<i>Average Case</i>	<i>Our</i> $L_0$	<b>56</b>	<b>53.23</b>	<b>100%</b>	<b>93</b>	<b>66.73</b>	<b>100%</b>
	JSMA	76	51.49	100%	115	63.12	100%
	<i>Our</i> $L_2$	<b>1.84</b>	<b>67.21</b>	<b>100%</b>	<b>0.70</b>	<b>72.86</b>	<b>100%</b>
	C&W	2.21	60.68	96.2%	0.75	68.52	99.2%
	<i>Our</i> $\ell_\infty$	<b>2.32</b>	<b>70.90</b>	<b>100%</b>	<b>2.10</b>	<b>69.74</b>	<b>100%</b>
	FGSM	0.36	83.10	45.3%	0.085	89	31.7%
<i>Worst Case</i>	<i>Our</i> $L_0$	<b>180</b>	<b>43.16</b>	<b>100%</b>	<b>256</b>	<b>53.19</b>	<b>100%</b>
	JSMA	183	40.19	100%	271	51.23	100%
	<i>Our</i> $L_2$	<b>2.64</b>	<b>58.75</b>	<b>100%</b>	<b>0.75</b>	<b>66.13</b>	<b>100%</b>
	C&W	3.30	50.80	93.7%	0.83	69.54	98.8%
	<i>Our</i> $\ell_\infty$	<b>3.10</b>	<b>61.34</b>	<b>100%</b>	<b>3.2</b>	<b>65.12</b>	<b>100%</b>
	FGSM	-	-	0%	0.34	80.12	1%

its own properties that the increase of  $Z_t$  does not bring the decrease of  $\sum_{i \neq t} Z_i$ . Therefore, the pixels selected by Eq.(4) are not technically the key pixels in the targeted attack, which leads to larger  $\ell_0$ . Fortunately, our method is not affected by either derivative values of the softmax layer or properties of the last hidden layer, since Lagrangian multiplier method is able

TABLE V  
COMPARISON BETWEEN UNTARGETED ATTACK ALGORITHMS ON THE MNIST AND CIFAR10 DATA SETS.

		MNIST			CIFAR10		
		$\ell_2$	PSNR	ASR	$\ell_2$	PSNR	ASR
$T_1$		<b>0.91</b>	<b>73.03</b>	<b>100%</b>	<b>0.29</b>	<b>87.41</b>	<b>100%</b>
$T_4$		<b>1.40</b>	<b>71.46</b>	<b>100%</b>	<b>0.30</b>	<b>87.45</b>	<b>100%</b>
Deepfool		2.21	73.80	100%	0.9	85.20	99.6%
M-DI <sup>2</sup> -FGSM		3.14	65.12	100%	1.85	75.12	99.4%

to achieve the optimal solution approximately to the origin problem regardless of  $S$  and  $Z$ .

C&W and our method have similar objective functions, while our method use the second-order Taylor expansion to improve objective functions and use Lagrangian multiplier method instead of gradient descent to optimize them. Compared to traditional hill climbing methods, the Lagrangian multiplier method can achieve better optimization results. FGSM is known as a weaken attack that aims at generating a large number of adversarial examples in a short time. It cares less about ASR, which leads to 0% ASR in the worst case.

Deepfool and M-DI<sup>2</sup>-FGSM underestimate the fact that DNN are neither smooth nor convex, which leads to discontinuous and shattered gradients. And the discontinuous or shattered gradients likely lead to a local optimal solution. While our method use the second-order Taylor expansion to approximate the output value of the last hidden layer or softmax layer locally, which can overcome the discontinuous or shattered gradients problem.

### C. Generating Synthetic Digits




Fig. 10. The targeted attack for the MNIST where the starting image is totally black or white.

With our targeted attack, we can begin with any input even it makes no sense to human beings and find adversarial examples of any target classes. Based on this, in Fig.10 we show the results of using TEAM and GN to generate adversarial examples and make them classify as each class with respect to an entirely-black and entirely-white image. Papernot et al. [11] performed  $\ell_0$  task before, however, for classes 0, 2, 3 and 5, one can recognize the target class. While none of the classes can be recognized with our more powerful attacks.

Notice that the entirely-black image requires no change to become class and the entirely-black image requires no change to become class because they are initially classified as class 1 and class 8.

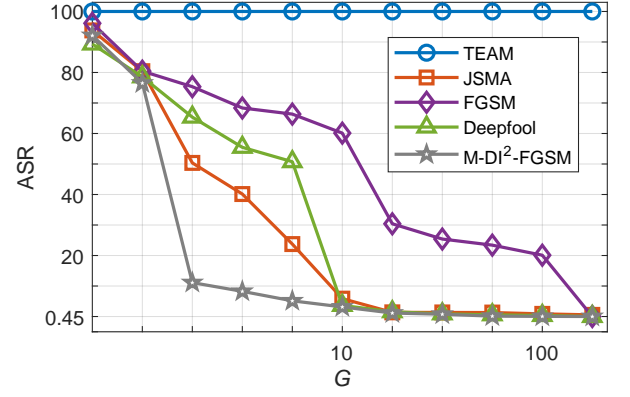
### D. Applying Our Attacks to Defensive distillation

Hinton et al. [32] proposed *distillation* to transfer knowledge from a large model (teacher model) to a distilled model (student model). Papernot et al. [15] exploited the notion of distillation to make the DNN robust against adversarial examples, namely *defensive distillation*. They extract the knowledge in the form of class probability vectors of the training data from the teacher model and feed back to train the student model. To be more specific, they use the teacher model to label all the examples in the training set with their output vectors, namely soft label. Then, they use the soft labels instead of the original hard labels to train the student model. Distillation increase the accuracy on the test set as well as the speed of training the student model [32], [33]. In defensive distillation, the teacher model shares the same size with the student model and a distillation temperature constant  $G$  is used to force the student model to become more confident in its predictions.

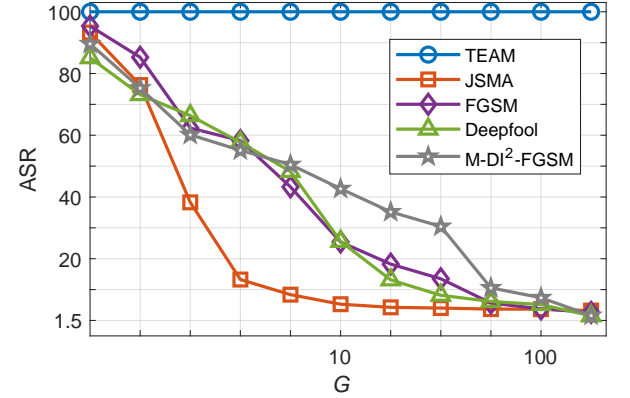
Defensive distillation modifies the softmax function by adding a temperature constant  $G$ :

$$S_i(x, G) = \frac{\exp(z_i/G)}{\sum_{j=1}^m \exp(z_j/G)} \quad (44)$$

A larger  $G$  forces the DNN to produce  $S_i$  with relatively large values for each class. Since  $Z_i$  become negligible compared to temperature  $G$ ,  $S_i$  converge to  $1/N$  when  $G \rightarrow \infty$ . In other words, the larger the value of  $G$  is, the more ambiguous  $S_i$  will be, because all  $S_i$  are close to  $1/N$ . Defensive distillation proceeds in four steps: (1) train a teacher model with temperature  $G$ ; (2) calculate soft labels from the teacher model; (3) train the student model with soft labels trained at temperature  $G$ ; and (4) test the student model with  $G = 1$ .



(a) MNIST



(b) CIFAR10

Fig. 11. ASR of several typical adversarial attacks on a distillation defense with different distillation temperatures

In [15], increasing  $G$  was found to reduce ASR effectively. It goes from ASR = 95.89% when  $G = 0$  to ASR = 0.45% when  $G = 100$  on MNIST data set. We re-implement this experiment on MNIST and CIFAR10 with our attacks. We repeat the attack and vary the distillation temperature each time. The value of ASR for the following distillation temperatures  $G: \{1, 2, 4, 6, 8, 10, 20, 40, 60, 80, 100\}$  is measured. To compared with other attacks, we re-implement the same experiments with JSMA, FGSM, Deepfool and M-DI<sup>2</sup>-FGSM. We didn't compare with C&W, since C&W has been proved in [12], which could achieve 100% ASR. We train DNN with the temperature  $G$  varied from  $G = 0$  to  $G = 100$ . Fig.(11) plots the value of ASR with respect to temperature  $G$  against different attacks where  $\ell_0$  attacks keep  $\|\delta\|_0 \leq 112$ ,  $\ell_2$  attacks keep  $\|\delta\|_2 \leq 3.0$  and  $\ell_\infty$  attacks keep  $\|\delta\|_\infty \leq 0.3$ .

Fig.(11) shows that defensive distillation turns out to be very effective to most of existing attacks, including JSMA, FGSM, Deepfool and M-DI<sup>2</sup>-FGSM. However, defensive distillation provides only marginal value to our attacks. All of our attacks succeed with 100% ASR.

Furthermore, we investigate the reason why distilled network make JSMA, FGSM, Deepfool and M-DI<sup>2</sup>-FGSM attacking harder. When a distilled network was trained at temperature  $G > 1$  and test at temperature  $G = 1$ , an increasing  $G$  will reduce the absolute value of all components of  $\nabla_x S$

[2]. When  $G = 100$ , FGSM, Deepfool and M-DI<sup>2</sup>-FGSM are all failed due to the fact that all components of  $\nabla_x S$  are zero. However, JSMA fails for another reason. JSMA treats all  $x_i$  equally, regardless of how much they change the softmax output [12]. Therefore, JSMA fail to choose the  $x_i$  that leads to the most changes.

However, our objective functions doesn't rely on  $\nabla_x S$ , which make our attacks stay powerful to defense method based on gradient masking.

## VI. CONCLUSION

For evaluating the effectiveness of defense or training more robust DNNs, a powerful adversarial example is necessary. Different from previous first-order methods, we propose a novel second-order method namely TEAM, which approximates the output value of the DNN in a tiny neighborhood with regard to the input. For generating synthetic digits, an improved version of TEAM using GN can generate adversarial examples quickly without calculating the Hessian matrix. The experimental results show that TEAM achieves higher ASR with fewer perturbations compared with previous methods both in targeted attacks and untargeted attacks. Compare to the state-of-the-art method C&W, our generated adversarial example keep less likely to be detected by human eyes with a higher ASR. Besides, adversarial examples generated by TEAM defeated the defensive distillation that based on the gradient masking. In future work, we plan to propose more powerful attacks based on the second-order gradient with less computation to evaluate the robustness of DNNs directly.

## ACKNOWLEDGMENT

This work is supported by National Key R&D Program (No. 2018YFB2100400), Zhejiang Provincial Natural Science Foundation of China (No. LY17F020011, No. LY18F020012), the Scientific Project of Zhejiang Provincial Science and Technology Department (No. LGG19F030001, No. LGF20F020007), Natural Science Foundation of China (No. 61902082, No. 61972357), and Zhejiang Key R&D Program (No. 2019C03135).

## REFERENCES

- [1] A. Madry, A. Makelov, L. Schmidt, D. Tsipras and A. Vladu. Towards deep learning models resistant to adversarial attacks, International Conference on Learning Representations, 2018.
- [2] N. Papernot, P. McDaniel, X. Wu, S. Jha and A. Swami. Distillation as a Defense to Adversarial Perturbations against Deep Neural Networks. arXiv preprint arXiv:1511.04508, 2015.
- [3] D. Chicco, P. Sadowski and P. Baldi. Deep Autoencoder Neural Networks for Gene Ontology Annotation Predictions, Proceedings of the 5th ACM Conference on Bioinformatics, Computational Biology, and Health Informatics, Pages: 533–540, 2014.
- [4] M. Spencer, J. Eickholt and J. Cheng. A Deep Learning Network Approach to Ab Initio Protein Secondary Structure Prediction. IEEE/ACM Trans. Comput. Biol. Bioinformatics, vol:12(1), Pages:103–112, 2015.
- [5] T. Mikolov, A. Deoras, D. Povey, L. Burget and J. Cernocky. Strategies for training large scale neural network language models. 2011 IEEE Workshop on Automatic Speech Recognition Understanding, Pages:196–201, 2011.
- [6] G.E. Hinton, L. Deng, D. Yu, G. E. Dahl, A. Mohamed, N. Jaitly, A. Senior, V. Vanhoucke, P. Nguyen, T. N. Sainath and B. Kingsbury. Deep Neural Networks for Acoustic Modeling in Speech Recognition: The Shared Views of Four Research Groups. IEEE Signal Processing Magazine, vol:29(6), Pages:82–97, 2012.
- [7] Y. LeCun, K. Kavukcuoglu and C. Farabet. Convolutional networks and applications in vision. Proceedings of 2010 IEEE International Symposium on Circuits and Systems, Pages: 253–256, 2010.
- [8] A. Krizhevsky and I. Sutskever and G. E. Hinton. ImageNet Classification with Deep Convolutional Neural Networks. Proceedings of the 25th International Conference on Neural Information Processing Systems , vol:1, Pages:1097–1105 , 2012.
- [9] C. Szegedy and W. Zaremba and I. Sutskever and J. Bruna and D. Erhan and I. Goodfellow and R. Fergus. Intriguing properties of neural networks. International Conference on Learning Representations (ICLR 2014), 2014.
- [10] J.G. Lee, S. Jun, Y.W. Cho, H. Lee, G. B. Kim, J. B. Seo and N. Kim. Deep Learning in Medical Imaging: General Overview. Korean Journal of Radiology, vol:18(4), Pages:570–584, 2017.
- [11] N. Papernot, P. McDaniel, S. Jha, M. Fredrikson, Z. B. Celik and A. Swami. The Limitations of Deep Learning in Adversarial Settings, Pages:372–387, 2016.
- [12] N. Carlini and D. Wagner. Towards Evaluating the Robustness of Neural Networks. 2017 IEEE Symposium on Security and Privacy (SP), Pages:39–57, 2017.
- [13] S. Moosavi-Dezfooli, A. Fawzi and P. Frossard. DeepFool: A Simple and Accurate Method to Fool Deep Neural Networks. 2016 IEEE Conference on Computer Vision and Pattern Recognition (CVPR), Pages:372–387, 2016.
- [14] C. Xie, Z. Zhang, J. Wang, Y. Zhou, Z. Ren and A. Yuille. Improving transferability of adversarial examples with input diversity. arXiv preprint arXiv:1803.06978, 2018.
- [15] N. Papernot, P. McDaniel, X. Wu, S. Jha and A. Swami. Distillation as a defense to adversarial perturbations against deep neural networks. arXiv preprint arXiv:1804.02485, 2018.
- [16] A. Madry, A. Makelov, L. Schmidt, D. Tsipras and A. Vladu. Towards deep learning models resistant to adversarial attacks. International Conference on Learning Representations, 2018.
- [17] A. Lamb, J. Binas, A. Goyal, et al. Fortified Networks: Improving the Robustness of Deep Networks by Modeling the Manifold of Hidden Representations. arXiv preprint arXiv:1511.04508, 2015.
- [18] S. Dathathri, S. Zheng, T. Yin, R. M. Murray and Y. Yue. Detecting Adversarial Examples via Neural Fingerprinting. arXiv preprint arXiv:1803.03870, 2018.
- [19] T. Miyato, S. Maeda, M. Koyama and S. Ishii. Adversarial Training for Supervised and Semi-Supervised Learning. arXiv preprint arXiv:1704.03976, 2017.
- [20] D. Balduzzi, B. McWilliams and T. Butler-Yeoman. Neural Taylor Approximations: Convergence and Exploration in Rectifier Networks. International Conference on Machine Learning (ICML), 2017.
- [21] A. Kurakin, I. Goodfellow, and S. Bengio. Adversarial machine learning at scale, Proceedings of the International Conference on Learning Representations (ICLR), 2017
- [22] A. Kurakin, I. Goodfellow, and S. Bengio. Adversarial examples in the physical world[J]. arXiv preprint arXiv:1607.02533, 2016.
- [23] N. Carlini and D. Wagner. Adversarial examples are not easily detected: Bypassing ten detection methods, AISEC, 2017.
- [24] N. Carlini and D. Wagner. Magnet and efficient defenses against adversarial attacks are not robust to adversarial examples, arXiv preprint arXiv:1711.08478, 2017.
- [25] H. Larochelle, Y. Bengio, J. Louradour and P. Lamblin. Exploring strategies for training deep neural networks. The Journal of Machine Learning Research, vol:10, Pages:1–40, 2009.
- [26] C. Gou, K. Wang, Y. Yao and Z. Li. Vehicle License Plate Recognition Based on Extremal Regions and Restricted Boltzmann Machines. in IEEE Transactions on Intelligent Transportation Systems, vol:17(4), Pages:1096–1107, 2016.
- [27] N. Carlini and D. Wagner. Magnet and efficient defenses against adversarial attacks are not robust to adversarial examples, arXiv preprint arXiv:1711.08478, 2017
- [28] Y. Lecun, C. Cortes and J. Burges. The mnist database of handwritten digits, 1998.
- [29] A. Krizhevsky and G. Hinton. Learning multiple layers of features from tiny images. 2009.
- [30] A. Hor, D. Ziou. Image Quality Metrics: PSNR vs. SSIM. 2010.
- [31] N. Papernot, F. Faghri, N. Carlini, I. Goodfellow, et al. Technical Report on the CleverHans v2.1.0 Adversarial Examples Library, arXiv preprint arXiv:1610.00768, 2018.
- [32] G. Hinton, O. Vinyals and J. Dean. Distilling the knowledge in a neural network. arXiv preprint arXiv:1503.02531, 2015.

- [33] W. Melicher, B. Ur, S. Segret, S. Komanduri, L. Bauer, N. Christin and L. Cranor. Fast, lean and accurate: Modeling password guessability using neural networks. In Proceedings of USENIX Security (2016).



**Yaguan Qian** is an associate professor of the School of Big-data Science, Zhejiang University of Science and Technology. He received his B.S. in Computer Science from Tianjin University in 1999, and M.S. and Ph.D. in Computer Science from Zhejiang University in 2005 and 2014 respectively. His research interests mainly include machine learning, Big-data analysis, pattern recognition and Machine vision. In these areas he has published more than 30 papers in international journals or conferences. He is the member of CCF (China Computer Federation), CAAI (Chinese Association for Artificial Intelligence) and CAA (Chinese Association of Automation). (Email: qianyaguan@zust.edu.cn)



**Ximin Zhang** received the B.S. degree from XuZhou University in 2018. She is now a post-graduate student of the School of Big-data Science, Zhejiang University of Science and Technology. Her research orientation includes pattern recognition and machine learning security. (Email: 1289486793@qq.com)



**Bin Wang**, Ph.D., Senior Engineer, he is the Vice President of Hangzhou Hikvision Digital Technology Co., Ltd. His research interests mainly include new computer networks, artificial intelligence security, Internet of Things security and so on. In these areas he has published more than 50 papers in international journals or conferences. He is the member of CCF (China Computer Federation) and CIE (The Chinese Institute of Electronics) (Email: wbin2006@gmail.com)



**Wei Li** is an associate professor of School of Big-data Science, Zhejiang University of Science & Technology. She received the Ph.D. degree in computational mathematics from Xiangtan University in 2007. Her current research interests include Machine learning for problems in scientific computing, pattern recognition and computer vision. (Email: liweikeyan@163.com)



**Zhaoquan Gu** received his bachelor degree in Computer Science from Tsinghua University (2011) and PhD degree in Computer Science from Tsinghua University (2015). He is currently a professor in the Cyberspace Institute of Advanced Technology (CIAT), Guangzhou University, China. His research interests include wireless networks, distributed computing, big data analysis, and artificial intelligence security. (Email: zqgu@gzhu.edu.cn)



**Wassim Swaileh** is a contracted associate professor at the Department of Computer Science, Zhejiang University. He received his M.Sc. degree from Shanghai Jiao Tong University in 2008 and his Ph.D. degree from Shanghai Jiao Tong University in 2011. He is currently an associate professor in the School of Information Science and Engineering, Zhejiang University. His research interests include machine learning, pattern recognition, computer vision and natural language processing fields. He is in charge of setting up the double degree project in data science and big data with the Zhejiang university of science and technology. (Email: wassim.swaileh@cyu.fr)