

Robust Template Matching via Hierarchical Convolutional Features from a Shape Biased CNN

Bo Gao and M. W. Spratling

Department of Informatics, King's College London, London. UK.

Abstract

Finding a template in a search image is an important task underlying many computer vision applications. Recent approaches perform template matching in a deep feature-space, produced by a convolutional neural network (CNN), which is found to provide more tolerance to changes in appearance. In this article we investigate if enhancing the CNN's encoding of shape information can produce more distinguishable features that improve the performance of template matching. This investigation results in a new template matching method that produces state-of-the-art results on a standard benchmark. To confirm these results we also create a new benchmark and show that the proposed method also outperforms existing techniques on this new dataset. We further applied the proposed method to tracking and achieved more robust results.

1. Introduction

Template matching is a technique to find a rectangular region of an image that contains a certain object or image feature. It is widely used in many computer vision applications such as object tracking [3, 20, 12], object detection [1, 26, 8] and 3D reconstruction [33, 30, 7]. A similarity map is typically used to quantify how well a template matches each location in an image. Traditional template matching methods calculate the similarity using a range of metrics such as the normalised cross-correlation (NCC), the sum of squared differences (SSD) or the zero-mean normalised cross correlation (ZNCC) applied to pixel intensity or color values. However, because these methods rely on comparing the values in the template with those at corresponding locations in the image patch they are sensitive to changes in lighting conditions, non-rigid deformations of the target object, or partial occlusions, which results in a low similarity score when one or multiple of these situations occur.

With the help of deep features learned from convolutional neural networks (CNNs), vision tasks such as image classification [4, 38], object recognition [24, 40], image seg-

mentation [2, 32], and object tracking [3, 13] have recently achieved great success. In order to succeed in such tasks, CNNs need to build internal representations that are less effected by changes in the appearance of objects in different images. To improve the tolerance of template matching methods to changes in appearance recent methods have been successfully applied to a feature-space produced by the convolutional layers of a CNN [6, 16, 18, 29, 37].

The higher layers of CNNs are believed to learn representations of shapes from low-level features [19]. However, a recent study [11] demonstrated that ImageNet-trained CNNs are biased toward making categorisation decisions based on texture rather than shape. This work also showed that CNNs could be trained to increase sensitivity to shape and that this would improve accuracy and robustness both of object classification and detection. Assuming that shape information is also useful for template matching, these results suggest that the performance of template matching methods applied to CNN generated feature-spaces could potentially also be improved by training the CNN to be more sensitive to shape.

In this article we verified the assumption by comparing the features from four CNN models with a same network structure but differing in shape sensitivity. Our results show that training a CNN with images that contain no helpful texture information, and hence, forcing it to rely exclusively on shape information has a detrimental effect on template matching performance. However, by allowing a CNN to learn about texture while biasing it to be more sensitive to shape information, can improve template matching performance. Furthermore, by comparing template matching performance when using feature-spaces created from all possible combinations of one, two and three convolutional layers of the CNN it was found that the best results were produced by combining features from both early and late layers. Early layers of a CNN encode lower-level information such as texture, while later layers encode more abstract information such as object identity. Hence, both sets of results (the need to train the CNN to be more sensitive to shape and the need to combine information for early and late layers) suggest that a combination of texture and shape information

is beneficial for template matching.

Our main contributions are summarized as follows:

- We created a new benchmark which, compared to the existing standard benchmark, is more challenging, provides a far larger number of images pairs, and is better able to discriminate the performance of different template matching methods.
- By training a CNN to be more sensitive to shape information and combining feature from both early and late layers, we created a feature-space in which the performance of most template matching algorithms is improved.
- Using this feature-space together with an existing template matching method, DIM [36], we obtained state-of-art results on both the standard and new datasets.
- We demonstrate that increasing the shape bias of a CNN could also improve robustness of object tracking.

2. Related Work

To overcome the limitations of classic template matching methods, many approaches [6, 16, 29, 37] have been developed. These methods could be classified into two main categories.

Matching. One category changes the computation that is performed to compare the template to the image to increase tolerance to changes in appearance. For example, Best-Buddies Similarity (BBS) counts the proportion of sub-regions in the template and the image patch that are Nearest-Neighbor (NN) matches [29]. Similarly, Deformable Diversity Similarity (DDIS) explicitly considers possible template deformation and uses the diversity of NN feature matches between a template and a potential matching region in the search image [37]. The Divisive Input Modulation (DIM) algorithm [36] extracts additional templates from the background and lets the templates compete with each other to match the image. Specifically, this competition is implemented as a form of probabilistic inference known as explaining away [17, 35] which causes each image element to only provide support for the template that is the most likely match. Previous work has demonstrated that DIM, when applied to color feature-space, is more accurate at identifying features in an image compared to both traditional and recent state-of-the-art matching methods [36].

Features. The second category of approaches changes the feature-space in which the comparison between the template and the image is performed. The aim is that this new feature-space allows template matching to be more discriminative while also increasing tolerance to appearance changes. Co-occurrence based template matching (CoTM) transforms the points in the image and template to a new

Table 1. Four different VGG19 CNN models used in this paper. IN and SIN are the abbreviations of ImageNet and Stylized-ImageNet respectively.

Name	Training	Fine-tuning	Rank of shape sensitivity
Model_A	IN	-	4
Model_B	SIN	-	1
Model_C	IN+SIN	-	2
Model_D	IN+SIN	IN	3

feature-spaced defined by the co-occurrence statistics to quantify the dissimilarity between a template to an image [16]. Quality-aware template matching (QATM) is a method that uses a pretrained CNN model as a feature extractor. It learns a similarity score which reflects the (soft-) repeatness of a pattern using an algorithmic CNN layer [6].

Deep Features. Many template matching algorithms from the first category above, can be applied to deep features as well as directly to color images. The deep features used by BBS, CoTM and QATM are extracted from two specific layers of a pre-trained VGG19 CNN [34], *conv1_2* and *conv3_4*. Following the suggestion in [27] for object tracking, DDIS also takes features from a deeper layer: fusing features from layers *conv1_2*, *conv3_4* and *conv4_4*. [18] proposed a scale-adaptive strategy to select a particular individual layer of a VGG19 to use as the feature-space according to the size of template. In each case using deep features was found to significantly improve template matching performance compared to using color features.

A recent study showed that ImageNet-trained CNNs are strongly biased towards recognising textures rather than shapes [11]. This study also demonstrated that the same standard architecture (ResNet-50 [31]) that learns a texture-based representation on ImageNet is able to learn a shape-based representation when trained on ‘Stylized-ImageNet’: a version of ImageNet that replaces the texture in the original image with the style of a randomly selected painting through AdaIN style transfer [15]. This new shape-sensitive model was found to be more accurate and robust in both object classification and detection tasks. Inspired by the findings, in this paper we investigate if enhancing the shape sensitivity of a CNN can produce more distinguishable features that improve the performance of template matching.

3. Methods

Previous work on template matching in deep feature-space (see section 2) has employed a VGG19 CNN. To enable a fair comparison with those previous results, we also used the VGG19 architecture. However, we used four VGG19 models that differed in the way they were trained to encode different degrees of shape selectivity by the same approach used by [11] (as summarised in Table 1). Model_A was trained using the standard ImageNet dataset [34] (we used the pretrained VGG19 model from the Py-

Torch torchvision library) which has the least shape bias. Model_B was trained on the Stylized-ImageNet dataset and thus has the most shape bias. Model_C was trained on a dataset containing the images from both ImageNet and Stylized-ImageNet. Model_D was initialised with the weights of Model_C and then fine-tuning on ImageNet for 60 epochs using a learning rate of 0.001 multiplied by 0.1 after 30 epochs. Therefore Model_C and Model_D have intermediate levels of shape bias, with model_D being less selective to shape than Model_C. The other training hyperparameters used for each model were as follows:

- Batch size: 256.
- Optimizer: SGD.
- Momentum: 0.9.
- Weight decay: $1e-4$.
- Number of epochs: 90 for Model_B and 45 for Model_C (as the dataset used to train Model_C is twice as large as that used to train Model_B the number of weight updates was the same for both models).
- Learning rate: 0.01 multiplied by 0.1 after every 30 epochs for Model_B and after every 15 epochs for Model_C.

In color feature-space the DIM algorithm was previously found to produce the best performance (see section 2). We therefore decided to use this algorithm to determine the best CNN feature-space to use for template matching. The DIM algorithm was applied to deep features in exactly the same way that it was previously applied to color images [36], except: 1) five (rather than four) additional templates were used; and, 2) the positive and rectified negative values produced by a layer of the CNN were directly separated into two parts and used as separate channels for the input to the DIM algorithm (in contrast, previously each channel of a color image was processed using a difference of Gaussians filter and the positive and rectified negative values produced were used as separate channels for the input to the DIM algorithm).

4. Results

4.1. Dataset Preparation

The BBS dataset [29] has been extensively used for the quantitative evaluation of template matching algorithms [6, 16, 18, 29, 37]. This dataset contains 105 template-image pairs which are sampled from 35 videos (3 pairs per video) from a tracking dataset [41]. Each template-image pair are taken from frames of the video that are 20 frames apart. To evaluate the performance of a template matching algorithm the intersection-over-union (IoU) is calculated between the predicted bounding box and the ground

truth box for the second image in the pair. The overall accuracy is then determined by calculating the area under the curve (AUC) of a success curve produced by varying the threshold of IoU that counts as success.

Although the BBS data is widely used, it is not particularly good at discriminating the performance of different template matching methods. To illustrate this issue we applied one baseline method (ZNCC) and three state-of-art methods (BBS, DDIS and DIM) to the BBS dataset in color space. The results show that there are 52 template-image pairs where all methods generate very similar results: these can be sub-divided into 7 template-image pairs for which all methods fail to match (IoU less than 0.1 for all four methods), 13 template-image pairs for which all methods succeed (IoU greater than 0.8 for all four methods), and 32 template-image pairs for which all methods produce similar, intermediate, IoU values within 0.1 of each other. This means that only 53 template-image pairs in the BBS dataset help to discriminate the performance of these four template matching methods. These results are summarised in Figure 1.

We therefore created a new dataset, the King’s Template Matching (KTM) dataset, following a similar procedure to that used to generate the BBS dataset. The new dataset contains 200 template-image pairs sampled from 40 new videos (5 pairs per video) selected from a different tracking dataset [25]. In contrast to the BBS dataset, the template and the image were chosen manually to avoid pairs that contain significant occlusions and non-rigid deformations of the target that no method is likely to match successfully, and the image pairs were separated by 30 (rather than 20) frames to reduce the number of pairs for which matching would be easy for all methods. These changes make the new data more challenging and provide a far larger number of images pairs that can discriminate the performance of different methods, as shown in Figure 1. Both the new dataset and the BBS dataset were used in the following experiments.

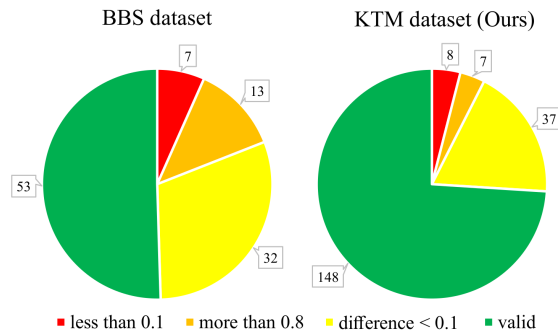
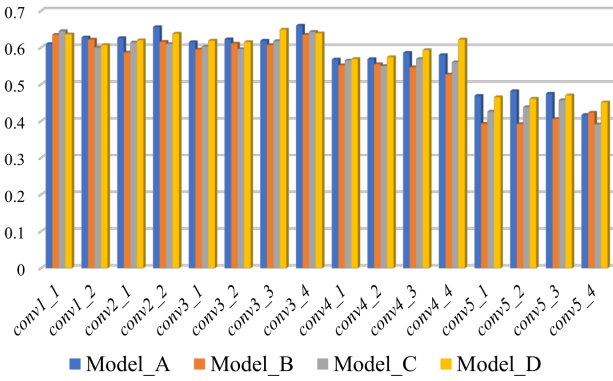


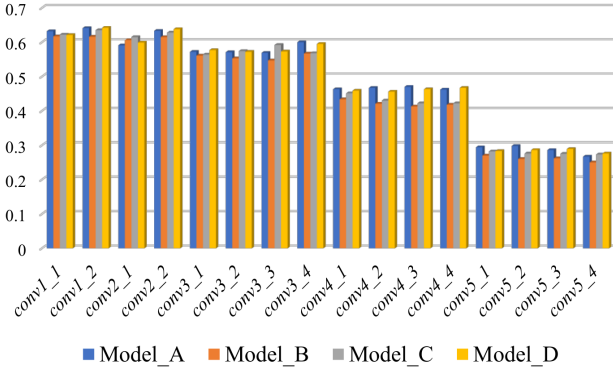
Figure 1. Discriminative ability of two datasets evaluated by comparing the IoU scores produced by ZNCC, BBS, DDIS and DIM.

4.2. Template matching using features from individual convolutional layers

To reveal how the shape bias effects template matching, we calculate AUC using DIM with features from every single convolutional layer of the four models. As the features from the later convolutional layers are down-sampled using max-pooling, by a factor of $\frac{1}{2}$, $\frac{1}{4}$, $\frac{1}{8}$, and $\frac{1}{16}$ compared to the original image, the bounding box of the template is also multiplied by the same scaling factor and the resulting similarity map is resized back to the original image size to make the prediction. The AUC scores across the BBS and DIM datasets are summarised in Figure 2.



(a) Evaluation on BBS dataset.



(b) Evaluation on KTM dataset.

Figure 2. The AUC scores of DIM using features from different convolutional layers of four models.

For all four models there is a tendency for the AUC to be higher when template matching is performed using lower layers of the CNN compared to later layers. This suggests that template matching relies more on low-level visual attributes, such as texture, rather than higher-level ones such as shape. Among the three models trained with Stylized-ImageNet, the AUC score for most CNN layers is greater for Model_D than Model_C, and greater for Model_C than Model_B. This also suggests that template matching relies more on texture features than shape features. Comparing

Model_A and Model_D, it is hard to say which one is better. However, the AUC score calculated on the BBS dataset using features from *conv4_4* of Model_D is noticeably better than that for Model_A. This suggests that increasing the shape-bias of later layers of the CNN could potentially lead to better template matching. However, this results is not reflected by the results for the KTM dataset. One possible explanation is that the templates in the KTM dataset are smaller, in general, than those in the BBS dataset (if the template size is defined as the product of its width and height, then the mean template size of for the DIM dataset is 1603 whereas it is 3442 for the BBS dataset). Smaller templates tend to be less discriminative. The sub-sampling that occurs in later levels of the CNN results in templates that are even smaller and less discriminative. This may account for the worse performance of the later layers of each CNN when tested using the KTM dataset rather than the BBS dataset. It is also a confounding factor in attributing the better performance of the early layers to a reliance on texture information.

To illustrate the differences in the features learnt by Model_A and Model_D, the first three principal components of *conv4_4* were converted to RGB values. As shown in Figure 3, the features from Model_D contain more information about shape than those from Model_A. However, it is hard to distinguish the small object in fourth row, as it is represented by a very small region of feature space.

4.3. Template matching using features from multiple convolutional layers

We compared Model_A and Model_D by applying the DIM template matching algorithm to features extracted from multiple convolutional layers of each CNN. To combine feature maps with different sizes bilinear interpolation was used to make them the same size. If the template was small (height times width less than 4000) the feature maps from the later layer(s) were scaled to be the same size as those in the earlier layer(s). If the template was large, the feature maps from the earlier layer(s) were reduced in size to be the same size as those in the later layer(s). To maintain a balance between low and high level features, the dimension of the features maps from the latter layer(s) were reduced by PCA to the same number as those in the earlier layer.

Table 2 shows the AUC scores produced by DIM using features from two convolutional layers of Model_A and Model_D. All possible combinations of two layers were tested and the table shows only selected results with the best performance. Each cell of the table contains two AUC scores, the upper one is produced using Model_A and the bottom is produced by Model_D. The up and down-arrows indicate whether the AUC score of Model_D is better or worse than that of Model_A.




Figure 3. Visualisation of *conv4_4* layers for image pairs with different template sizes. (a) The first image in the pair showing the bounding box defining the template. (b) and (c) Visualisations of the corresponding features produced in layer *conv4_4* of (b) Model_A and (c) Model_D. (d) The second image in the pair showing the bounding box of the ground truth location of the target object. (e)-(f) Visualisations of the corresponding features produced in layer *conv4_4* of Model_A and Model_D respectively.

Table 2. Partial AUC scores of DIM using features from two convolutional layers of Model_A (upper value in each cell) and Model_D (lower value in each cell).

(a) Evaluation on BBS dataset.

AUC \ Layer	conv3_3	conv3_4	conv4_1	conv4_2	conv4_3	conv4_4
conv1_1	0.710 0.707↓	0.705 0.714↑	0.713 0.704↓	0.697 0.718 ↑	0.698 0.710↑	0.711 0.708↓
conv1_2	0.686 0.686	0.686 0.687↑	0.674 0.707↑	0.655 0.696↑	0.680 0.690↑	0.683 0.710↑
conv2_1	0.658 0.659↑	0.670 0.669↓	0.664 0.665↑	0.653 0.671↑	0.662 0.683↑	0.667 0.693↑
conv2_2	0.659 0.665↑	0.661 0.667↑	0.653 0.676↑	0.641 0.679↑	0.659 0.676↑	0.663 0.682↑

(b) Evaluation on KTM dataset.

AUC \ Layer	conv3_3	conv3_4	conv4_1	conv4_2	conv4_3	conv4_4
conv1_1	0.687 0.689↑	0.684 0.691↑	0.677 0.682↑	0.668 0.695↑	0.670 0.684↑	0.678 0.687↑
conv1_2	0.687 0.680↓	0.689 0.694↑	0.682 0.695↑	0.685 0.697 ↑	0.675 0.691↑	0.682 0.690↑
conv2_1	0.634 0.642↑	0.633 0.651↑	0.647 0.665↑	0.645 0.671↑	0.655 0.668↑	0.639 0.666↑
conv2_2	0.642 0.657↑	0.651 0.664↑	0.664 0.670↑	0.661 0.673↑	0.669 0.669	0.669 0.669

It can be seen from Table 2 that for the 24 layer combinations for which results are shown, 21 results for both BBS and KTM dataset are better for Model_D than for Model_A. Furthermore, the best result for each dataset (indicated in

bold) is generated using the features from Model_D. These results thus support the conclusion that more discriminative features can be obtained by slightly increasing the shape bias of the VGG19 model which increases the performance of template matching.

To determine if fusing features from more layers would further improve template matching performance, DIM was applied to all combinations of three layers from Model_D. There are a total of 560 different combinations of three layers. It is impossible to show all these results in this paper, therefore the highest 10 AUC scores are shown in Table 3. All results can be found in the supplementary material. For both dataset, using three layers produced an improvement in the best AUC score (around 0.01) compared to when using two layers.

4.4. Comparison with other methods

This section compares our results with those produced by other template matching methods in both color and deep feature-space¹. When evaluated on the BBS dataset, the deep features used by each template matching algorithm were the features from layers *conv1_2*, *conv4_1*, and *conv4_4* of Model_D. When evaluated on the KTM dataset the deep features used as the input to each algorithm

¹As QATM is designed to work specifically with a CNN it was not applied directly to color images.

Table 3. Best 10 results when using combinations of features from three convolutional layers of Model.D. $C12_{44}^{41}$ means fusing the features from *conv1_2*, *conv4_1* and *conv4_4* for instance.

(a) Evaluation on KTM dataset.

Layers	$C12_{44}^{41}$	$C11_{43}^{34}$	$C11_{44}^{42}$	$C12_{52}^{43}$	$C11_{43}^{22}$	$C11_{44}^{41}$	$C11_{43}^{41}$	$C11_{42}^{34}$	$C12_{44}^{43}$	$C11_{44}^{34}$
AUC	0.728	0.727	0.724	0.724	0.723	0.722	0.720	0.720	0.720	0.720

(b) Evaluation on DIM dataset.

Layers	$C11_{42}^{34}$	$C12_{33}^{32}$	$C11_{43}^{34}$	$C12_{32}^{22}$	$C12_{42}^{31}$	$C12_{32}^{34}$	$C12_{43}^{31}$	$C12_{33}^{43}$	$C11_{42}^{33}$
AUC	0.711	0.709	0.708	0.706	0.706	0.705	0.705	0.705	0.704

Table 4. Quantitative comparison of the performance of different template matching algorithms using different input features. Note that the authors of CoTM report a AUC score of 0.62 when this method is applied to color images from the BBS dataset [16]. However, we were unable to reproduce this result using code supplied by the authors of CoTM. Our different result is marked by †. The authors of QATM report an AUC score of 0.69 when this method is applied to the BBS dataset [6]. However, examining their source code we note that this result is produced by setting the size of the predicted bounding box equal in size to the width and height of the ground truth bounding box. Other methods are evaluated by setting the size of the predicted bounding box equal to the size of the template (i.e. without using knowledge of the ground truth that the algorithm is attempting to predict). We have re-tested QATM using the standard evaluation protocol and our result for the original version of QATM is indicated by *.

AUC Method \ Feature	BBS dataset			KTM dataset	
	Color	Deep	Deep (Proposed)	Color	Deep (Proposed)
SSD	0.46	-	0.54	0.42	0.54
NCC	0.48	0.63 [18]	0.67	0.42	0.67
ZNCC	0.54	-	0.67	0.48	0.67
BBS	0.55	0.60 [29]	0.54	0.44	0.55
CoTM	0.54†	0.67 [16]	0.64	0.51	0.56
DDIS	0.64	-	0.66	0.63	0.68
QATM	-	0.62*	0.66	-	0.64
DIM	0.69	-	0.73	0.60	0.71

were those from layers *conv1_1*, *conv3_4* and *conv4_2* of Model.D. BBS, CoTM and QATM have been tested on BBS data by their authors using different deep features, so we also compare our results to these earlier published results.

The comparison results are summarised in Table 4 and examples of results for particular images are shown in Figure 4. All methods expect QATM and BBS produce improved results using the proposed deep features than when using color features. This is true for both datasets. Of the methods that have previously been applied to deep features the performances of two (NCC and QATM) are improved, and that of two others (BBS and CoTM) are made worse by using our method of defining the deep feature-space. Potentially, further improvements to the performance of these methods could be achieved by optimising the feature extraction method for the individual template matching algorithm, as has been done here for DIM. However, it should be noted that simple metrics for comparing image patches such as

NCC and ZNCC produce near state-of-the-art performance when applied to our proposed deep feature-space, outperforming much more complex methods of template matching such as BBS, CoTM, and QATM when these methods are applied to any of the tested feature-spaces, including that proposed by the authors of these algorithms.

ZNCC and NCC produce very similar scores on both datasets. ZNCC is similar to NCC with the only difference being the subtraction of the local mean value from the feature vectors being compared. This operation makes ZNCC more robust to changes of lighting conditions when applied directly to color images, and for this reason the AUC score of ZNCC on both datasets is higher than NCC in color space. The features extracted by the CNN appear to be insensitive to lighting changes, and therefore the results of NCC and ZNCC are remarkably similar when applied to these features.

One known weakness of BBS is that it may fail when the template is very small compared to target image [29]. This may explain the particularly poor results of this method when applied to the KTM dataset.

DIM achieves the best results on both datasets when applied to deep features. DIM performs particularly well on the BBS dataset producing an AUC of 0.73 which, as far as we are aware, makes it the only method to have scored more than 0.7 on this dataset. The DIM algorithm also produces state-of-the-art performance on the KTM dataset when applied to deep features. When applied to color features, the results are good, although not as good as DDIS on the KTM dataset. This is because small templates in the KTM dataset sometime contain insufficient detail for the DIM algorithm to successfully distinguish the object. Using deep features enhances the discriminability of small templates sufficiently that the performance of DIM increases significantly. The results demonstrate that the proposed approach is effective at extracting distinguishable features which lead to robust and accurate template matching.

4.5. Evaluation of proposed training method for object tracking

Template matching in a feature space created by a CNN has become a common technique used by state-of-the-art tracking algorithms to locate the target object in each frame of a video [3, 10, 12, 13, 42, 22, 39]. We therefore performed experiments to determine if increasing the shape bias of the CNN used by a tracker could enhance the tracking performance. The ECO [5] and SiamFC [3] trackers were used for quantitative evaluation of the four models with different shape sensitivity.

Similar with our approach, the deep features used by the ECO tracker are from the first (Conv-1) and last (Conv-5) convolutional layer of a VGG-m network: a VGG19 model modified to produce more discriminative represen-



Figure 4. Comparison performance of different methods using the proposed feature extraction method. The color boxes indicate the template location defined by: — Ground truth — BBS — CoTM — DDIS — DIM — NCC — QATM — SSD — ZNCC. Note that the color images have been converted to greyscale to make the bounding boxes more visible. The boxes predicted by ZNCC and NCC are remarkably similar and thus overlap.

Table 5. Comparison of ECO with different feature representations on five benchmarks.

	DTB70	OTB2015	TColor128	UAV123	GOT-10k		
	AUC	AUC	AUC	AUC	AO \uparrow	SR $_{0.50}$	SR $_{0.75}$
Model_A	0.494	0.636	0.550	0.525	0.311	0.297	0.110
Model_B	0.495	0.615	0.540	0.506	0.311	0.303	0.116
Model_C	0.492	0.614	0.529	0.526	0.305	0.304	0.110
Model_D	0.503	0.630	0.564	0.529	0.318	0.308	0.112
Original	0.507	0.700	0.605	0.537	0.316	0.309	0.111

tations [5]. In addition, ECO also uses HOG features [9] for tracking. Using HOG features could potentially mask the effects that results from changing the CNN. Thus, we simply replaced the VGG-m network by the four VGG19 models, removed the use of HOG features, and tested the resulting tracker on standard tracking datasets.

GOT10K is a recent large-scale dataset consisting of 10k video sequences [14]. With this dataset trackers are evaluated on 180 videos with 84 object classes and 32 motions that cover a wide range of common moving objects in the wild [14]. The average overlap (AO) and success

rates ($SR_{0.50}$ and $SR_{0.75}$ ²) are used for analysis. Results of the ECO tracker with different representations are reported in Table 5. Among the results of using the VGG19 models, the success rates of the three models trained with Stylized-ImageNet dataset (except AO \uparrow for Model_C) are all greater than Model_A and the average overlap score of Model_D is best. This demonstrates that increasing the shape bias of a CNN can improve the robustness of object tracking. When comparing Model_D with the original version of ECO, the AO and $SR_{0.75}$ scores of Model_D are both greater than those of original tracker despite the ECO tracker with Model_D only using deep features. This indicate that slightly increasing the shape bias of a CNN could improve the performance of ECO tracker. The four models were also evaluated on the DTB70 [23], OTB2015 [41], Tcolor128 [25] and UAV123 [28] datasets. Among all benchmarks except OTB2015, the AUC scores of model_D

²The percentage of successfully tracked frames where overlap rates are above a threshold.

Table 6. Comparison of SiamFC with different feature representations on five benchmarks.

	DTB70 AUC	OTB2015 AUC	TColor128 AUC	UAV123 AUC	AO↑	GOT-10k SR _{0.50}	SR _{0.75}
Model_A	0.498	0.581	0.510	0.502	0.346	0.383	0.112
Model_B	0.476	0.549	0.489	0.510	0.304	0.322	0.092
Model_C	0.477	0.562	0.473	0.500	0.308	0.328	0.093
Model_D	0.508	0.580	0.512	0.511	0.351	0.383	0.110

are higher than model_A. This again demonstrates that increasing the shape bias of a CNN can improve the robustness of object tracking. However, the results of Model_D are worse than the original results, which is likely to be caused by the HOG features used in original ECO tracker that provide additional information for tracking.

Siamese network based trackers [3, 12, 13, 42, 22, 21, 39] have gained significant attention due to their promising performance. These trackers formulate object tracking as a cross-correlation problem in deep feature-space and take advantage of end-to-end learning. To investigate if the tracking performance of Siamese network based trackers could also be improved by increasing the shape bias, we trained four SiamFC models using the proposed training method (Training details can be found in the supplementary material). The results are shown in Table 6. The four models encode different degrees of shape selectivity. Model_A has the least shape bias (and is equivalent to the type of network originally used in SiamFC), while Model_B has the most. Model_C and Model_D have intermediate levels of shape bias, with Model_D being less selective to shape than Model_C. Among all benchmarks, the results (expect SR_{0.75} of GOT-10k and AUC score of OTB2015) of model_D are better than model_A. This again demonstrates that increasing the shape bias of a CNN can improve the robustness of object tracking.

The SiamFC models were trained using the same approach as used in the original SiamFC model, except using stylized datasets. A recent study showed that SiamFC has a center bias and that augmenting the training data with random translations is crucial to improve the generalization of the target representation [21]. The proposed training method could be combined with random translations to potentially improve tracking performance further. Future work might also usefully consider how to train SiamFC when using DIM, rather than cross-correlation, as the mechanism for comparing features, and when using features taken from multiple layers of the CNN.

5. Conclusions

Our results demonstrate that template matching relies more on low-level visual attributes, like texture, than higher-level attributes, like shape. However, it is shown that slightly increasing the shape bias of a CNN (by changing the method of training the network) and combining the out-

puts of a range of convolutional layers produces a feature-space in which template matching can be achieved with greater accuracy. We believe that this is because the combination low-level features, that can accurately locate the target, and high-level features, that are more tolerant to appearance changes enables more robust recognition and localisation of the target object.

By running a large number of experiments we determined the best combination of convolutional features from our shape-biased VGG19 on which to perform template matching with the DIM algorithm. This same feature-space was shown to improve the performance of most other template matching algorithms as well. The DIM algorithm applied to our new feature-space produces state-of-art results on two benchmark datasets. We further implemented the ECO tracker with our new trained models and trained SiamFC using the proposed training method. The results demonstrate that increasing the shape bias of a CNN could also improve the accuracy of object tracking.

Acknowledgments

The authors acknowledge use of the research computing facility at King’s College London, Rosalind (<https://rosalind.kcl.ac.uk>), and the Joint Academic Data science Endeavour (JADE) facility. This research was funded by the King’s - China Scholarship Council (K-CSC).

References

- [1] Kavita Ahuja and Preeti Tuli. Object recognition by template matching using correlations and phase angle method. *International Journal of Advanced Research in Computer and Communication Engineering*, 2(3):1368–1373, 2013.
- [2] Vijay Badrinarayanan, Alex Kendall, and Roberto Cipolla. Segnet: A deep convolutional encoder-decoder architecture for image segmentation. *IEEE transactions on pattern analysis and machine intelligence*, 39(12):2481–2495, 2017.
- [3] Luca Bertinetto, Jack Valmadre, Joao F Henriques, Andrea Vedaldi, and Philip HS Torr. Fully-convolutional siamese networks for object tracking. In *European conference on computer vision*, pages 850–865. Springer, 2016.
- [4] Tsung-Han Chan, Kui Jia, Shenghua Gao, Jiwen Lu, Zinan Zeng, and Yi Ma. PCANet: A simple deep learning baseline for image classification? *IEEE transactions on image processing*, 24(12):5017–5032, 2015.
- [5] Ken Chatfield, Karen Simonyan, Andrea Vedaldi, and Andrew Zisserman. Return of the devil in the details: Delving deep into convolutional nets. *arXiv:1405.3531*, 2014.
- [6] Jiaxin Cheng, Yue Wu, Wael AbdAlmageed, and Premkumar Natarajan. QATM: Quality-aware template matching for deep learning. In *Proceedings of the IEEE Conference on Computer Vision and Pattern Recognition*, pages 11553–11562, 2019.
- [7] Ajad Chhatkuli, Daniel Pizarro, and Adrien Bartoli. Stable template-based isometric 3d reconstruction in all imaging conditions by linear least-squares. In *Proceedings of the*

- IEEE Conference on Computer Vision and Pattern Recognition*, pages 708–715, 2014.
- [8] Jifeng Dai, Yi Li, Kaiming He, and Jian Sun. R-fcn: Object detection via region-based fully convolutional networks. In *Advances in neural information processing systems*, pages 379–387, 2016.
 - [9] Navneet Dalal and Bill Triggs. Histograms of oriented gradients for human detection. In *2005 IEEE computer society conference on computer vision and pattern recognition (CVPR’05)*, volume 1, pages 886–893. IEEE, 2005.
 - [10] Martin Danelljan, Goutam Bhat, Fahad Shahbaz Khan, and Michael Felsberg. ECO: Efficient convolution operators for tracking. *arXiv:1611.09224*, 2016.
 - [11] Robert Geirhos, Patricia Rubisch, Claudio Michaelis, Matthias Bethge, Felix A Wichmann, and Wieland Brendel. Imagenet-trained cnns are biased towards texture; increasing shape bias improves accuracy and robustness. *arXiv preprint arXiv:1811.12231*, 2018.
 - [12] Qing Guo, Wei Feng, Ce Zhou, Rui Huang, Liang Wan, and Song Wang. Learning dynamic siamese network for visual object tracking. In *Proceedings of the IEEE International Conference on Computer Vision*, pages 1763–1771, 2017.
 - [13] Anfeng He, Chong Luo, Xinmei Tian, and Wenjun Zeng. Towards a better match in siamese network based visual object tracker. In *Proceedings of the European Conference on Computer Vision (ECCV)*, pages 0–0, 2018.
 - [14] Lianghua Huang, Xin Zhao, and Kaiqi Huang. GOT-10k: A large high-diversity benchmark for generic object tracking in the wild. *IEEE Transactions on Pattern Analysis and Machine Intelligence*, page 1–1, 2019.
 - [15] Xun Huang and Serge Belongie. Arbitrary style transfer in real-time with adaptive instance normalization. In *Proceedings of the IEEE International Conference on Computer Vision*, pages 1501–1510, 2017.
 - [16] Rotal Kat, Roy Jevnisek, and Shai Avidan. Matching pixels using co-occurrence statistics. In *Proceedings of the IEEE Conference on Computer Vision and Pattern Recognition*, pages 1751–1759, 2018.
 - [17] Daniel Kersten, Pascal Mamassian, and Alan Yuille. Object perception as bayesian inference. *Annu. Rev. Psychol.*, 55:271–304, 2004.
 - [18] Jonghee Kim, Jinsu Kim, Seokeon Choi, Muhammad Abul Hasan, and Changick Kim. Robust template matching using scale-adaptive deep convolutional features. In *2017 Asia-Pacific Signal and Information Processing Association Annual Summit and Conference (APSIPA ASC)*, pages 708–711. IEEE, 2017.
 - [19] Nikolaus Kriegeskorte. Deep neural networks: a new framework for modeling biological vision and brain information processing. *Annual review of vision science*, 1:417–446, 2015.
 - [20] Fabrizio Lamberti, Andrea Sanna, and Gianluca Paravati. Improving robustness of infrared target tracking algorithms based on template matching. *IEEE Transactions on aerospace and electronic systems*, 47(2):1467–1480, 2011.
 - [21] Bo Li, Wei Wu, Qiang Wang, Fangyi Zhang, Junliang Xing, and Junjie Yan. SiamRPN++: Evolution of siamese visual tracking with very deep networks. *arXiv preprint arXiv:1812.11703*, 2018.
 - [22] Bo Li, Junjie Yan, Wei Wu, Zheng Zhu, and Xiaolin Hu. High performance visual tracking with siamese region proposal network. In *Proceedings of the IEEE Conference on Computer Vision and Pattern Recognition*, pages 8971–8980, 2018.
 - [23] Siyi Li and Dit-Yan Yeung. Visual object tracking for unmanned aerial vehicles: A benchmark and new motion models. In *Thirty-First AAAI Conference on Artificial Intelligence*, 2017.
 - [24] Ming Liang and Xiaolin Hu. Recurrent convolutional neural network for object recognition. In *Proceedings of the IEEE conference on computer vision and pattern recognition*, pages 3367–3375, 2015.
 - [25] Pengpeng Liang, Erik Blasch, and Haibin Ling. Encoding color information for visual tracking: Algorithms and benchmark. *IEEE Transactions on Image Processing*, 24(12):5630–5644, 2015.
 - [26] Zhe Lin, Larry S Davis, David Doermann, and Daniel Demethon. Hierarchical part-template matching for human detection and segmentation. In *2007 IEEE 11th International Conference on Computer Vision*, pages 1–8. IEEE, 2007.
 - [27] Chao Ma, Jia-Bin Huang, Xiaokang Yang, and Ming-Hsuan Yang. Robust visual tracking via hierarchical convolutional features. *IEEE transactions on pattern analysis and machine intelligence*, 2018.
 - [28] Matthias Mueller, Neil Smith, and Bernard Ghanem. A benchmark and simulator for uav tracking. In *European conference on computer vision*, pages 445–461. Springer, 2016.
 - [29] Shaul Oron, Tali Dekel, Tianfan Xue, William T Freeman, and Shai Avidan. Best-buddies similarity—robust template matching using mutual nearest neighbors. *IEEE transactions on pattern analysis and machine intelligence*, 40(8):1799–1813, 2017.
 - [30] Mathieu Perriollat, Richard Hartley, and Adrien Bartoli. Monocular template-based reconstruction of inextensible surfaces. *International journal of computer vision*, 95(2):124–137, 2011.
 - [31] Shaoqing Ren, Kaiming He, Ross Girshick, and Jian Sun. Faster R-CNN: Towards real-time object detection with region proposal networks. In *Advances in neural information processing systems*, pages 91–99, 2015.
 - [32] Olaf Ronneberger, Philipp Fischer, and Thomas Brox. U-net: Convolutional networks for biomedical image segmentation. In *International Conference on Medical image computing and computer-assisted intervention*, pages 234–241. Springer, 2015.
 - [33] Daniel Scharstein and Richard Szeliski. A taxonomy and evaluation of dense two-frame stereo correspondence algorithms. *International journal of computer vision*, 47(1-3):7–42, 2002.
 - [34] Karen Simonyan and Andrew Zisserman. Very deep convolutional networks for large-scale image recognition. *arXiv preprint arXiv:1409.1556*, 2014.
 - [35] Michael W Spratling. Unsupervised learning of generative and discriminative weights encoding elementary image com-

- ponents in a predictive coding model of cortical function. *Neural computation*, 24(1):60–103, 2012.
- [36] Michael W Spratling. Explaining away results in accurate and tolerant template matching. *Pattern Recognition*, page 107337, 2020.
 - [37] Itamar Talmi, Roey Mechrez, and Lihi Zelnik-Manor. Template matching with deformable diversity similarity. In *Proceedings of the IEEE Conference on Computer Vision and Pattern Recognition*, pages 175–183, 2017.
 - [38] Fei Wang, Mengqing Jiang, Chen Qian, Shuo Yang, Cheng Li, Honggang Zhang, Xiaogang Wang, and Xiaoou Tang. Residual attention network for image classification. In *Proceedings of the IEEE Conference on Computer Vision and Pattern Recognition*, pages 3156–3164, 2017.
 - [39] Qiang Wang, Li Zhang, Luca Bertinetto, Weiming Hu, and Philip HS Torr. Fast online object tracking and segmentation: A unifying approach. In *Proceedings of the IEEE conference on computer vision and pattern recognition*, pages 1328–1338, 2019.
 - [40] Paul Wohlhart and Vincent Lepetit. Learning descriptors for object recognition and 3d pose estimation. In *Proceedings of the IEEE Conference on Computer Vision and Pattern Recognition*, pages 3109–3118, 2015.
 - [41] Yi Wu, Jongwoo Lim, and Ming-Hsuan Yang. Object tracking benchmark. *IEEE Transactions on Pattern Analysis and Machine Intelligence*, 37(9):1834–1848, 2015.
 - [42] Zheng Zhu, Qiang Wang, Bo Li, Wei Wu, Junjie Yan, and Weiming Hu. Distractor-aware siamese networks for visual object tracking. In *Proceedings of the European Conference on Computer Vision*, pages 101–117, 2018.