

Improving Performance of Relation Extraction Algorithm via Leveled Adversarial PCNN and Database Expansion

Diyah Puspitaningrum
Department of Computer Science
University of Bengkulu
Bengkulu, Indonesia
diyahpuspitaningrum@gmail.com

Abstract—This study introduces database expansion using the Minimum Description Length (MDL) algorithm to expand the database for better relation extraction. Different from other previous relation extraction researches, our method improves system performance by expanding data. The goal of database expansion, together with a robust deep learning classifier, is to diminish wrong labels due to the incomplete or not found nature of relation instances in the relation database (e.g., Freebase). The study uses a deep learning method (Piecewise Convolutional Neural Network or PCNN) as the base classifier of our proposed approach: the leveled adversarial attention neural networks (LATTADV-ATT). In the database expansion process, the semantic entity identification is used to enlarge new instances using the most similar itemsets of the most common patterns of the data to get its pairs of entities. About the deep learning method, the use of attention of selective sentences in PCNN can reduce noisy sentences. Also, the use of adversarial perturbation training is useful to improve the robustness of system performance. The performance even further is improved using a combination of leveled strategy and database expansion. There are two issues: 1) database expansion method: rule generation by allowing step sizes on selected strong semantic of most similar itemsets with aims to find entity pair for generating instances, 2) a better classifier model for relation extraction. Experimental result has shown that the use of the database expansion is beneficial. The MDL database expansion helps improvements in all methods compared to the unexpanded method. The LATTADV-ATT performs as a good classifier with high precision $P@100=0.842$ (at no expansion). It is even better while implemented on the expansion data with $P@100=0.891$ (at expansion factor $k=7$).

Keywords—relation extraction, database expansion, MDL, PCNN, classification

I. INTRODUCTION

The relation extraction task can be in an unsupervised or supervised domain. In terms of supervised, relation extraction must classify an entity pair to a set of trained relations using documents that contain the entity pair. A binary classification relation extraction system predicts whether or not a given document contains any relation for the entity pair. In a multi-class classification relation extraction system, the system classifies the ontology of a relation of the given document.

The supervised techniques for machine learning require a large amount of training data for learning. Since hand-annotated datasets consume time, distant supervision [6][9][3][12] produces a large amount of training data by aligning knowledge base facts with text. More sophisticated models in recent years have primarily focused on extracting structured information from plain unstructured text using

deep learning methods. The use of PCNN in relation extraction has been topics in recent researches [4][5][15][16].

This study proposes a sentence-level of leveled adversarial attention on PCNN for relation extraction tasks on multi-class classification with the help of database expansion using association rules mining algorithm based on the Minimum Description Length principle (KRIMP algorithm). The algorithm itself produces an excellent representative model of a database since the KRIMP mining only the most frequent/interesting patterns that compress the database best. Many researchers have investigated Krimp implementation in many applications, such as in clustering, classification, and recommender system (see [14][13][7][8]). In the Information Retrieval area, for the relation extraction problem, the KRIMP algorithm can be used to grab only the interesting itemsets taken from the database summary called *code table*. Then PCNN LATTADV-ATT (or shortly LATTADV-ATT) uses those itemsets to capture the possible semantic relationship between pair of entities in every itemset. Itemsets are enlarged using k topmost similar patterns/itemsets in code table using Jaccard or Cosine similarity until all pairs of entities found.

Our contributions are two folds:

- To demonstrate the use of database expansion through MDL based semantic identification as a novel preprocessing technique in relation extraction task;
- To propose LATTADV, a novel independent deep learning framework for relation extraction classifier. By independent means that the model also can be implemented on any classification tasks.

II. METHODOLOGY

In this section, we first started the problem definition and hypothesis. Then we introduce the preprocessing method (the database expansion method) used in our experiment and the architecture of the LATTADV classifier model.

A. Problem Definition

Given a dataset of text sentences with entity pair, $X = \{x_1, x_2, \dots, x_n\}$, and given R is relation labels, our model measures the probability of each relation r , where $r \in R$.

B. Hypothesis

Our hypotheses are: 1) The MDL database expansion is beneficial to improve the classifier system performance. It is because the MDL can capture very well the association between the most common go together pattern itemsets of all the essential and the most frequent words in X . The merged of the most similar association itemsets together with entity identification in the expansion process helps in creating new

instances that meet the grammatical/semantic rules. 2) The use of leveled architecture is beneficial to improve the performance of a classifier.

C. Preprocessing: The MDL Database Expansion Method

As the dataset, we use pre-trained words learned from the New York Times (NYT) corpus 2005-2006 (<https://catalog.lidc.upenn.edu/LDC2008T19>). The dataset previously used by many researchers in the field of relation extraction [9][3][12][16]. The entities of the dataset were annotated with Stanford NER (<https://nlp.stanford.edu/software/CRF-NER.html>) and linked to Freebase (www.freebase.com). As the initial/first embedding words were obtained using word2vec (<https://code.google.com/archive/p/word2vec/>).

As there are many NA values in the dataset, the relation extraction surely is not a trivial task. It is not only about compares the extracted relation instances against Freebase relations automatically but also how to capture and generate the k topmost semantic relations between pairs of entities to produce the new expanding sentences. The role of database expansion is to diminish wrong class labels of relation through a semantic understanding of the entity arrangement. Fig. 1 shows the schema of the LATTADV-ATT relation extraction system with database expansion.

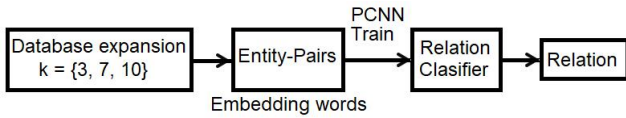


Fig. 1. Overview schema of the leveled adversarial PCNN relation extraction system with database expansion

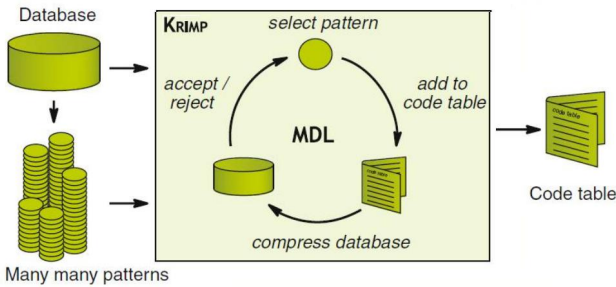


Fig. 2. How KRIMP works

Following is the procedure to expand the database. Given X (see Section 2.1), KRIMP, a state-of-the-art algorithm in MDL, will produce a summary of X called *code table* (or *CT*). The *CT* is a collection of itemsets. An itemset here denotes the most common words in a dataset of X that usually go together. The KRIMP algorithm [14] works as an association rule algorithm, but it only accepts patterns that help compress the dataset X optimally. The goal of MDL is to find *CT* that minimizes the compressed MDL size of the database:

$$L(D, CT) = L(D|CT) + L(CT|D) \quad (1)$$

Assume a *transaction* denotes a set of important words that represent a text sentence x_i . The $L(D|CT)$ denotes the size of the encoded database when the *CT* encodes it, viz. the sum of encoded lengths of all transactions in X . The $L(CT|D)$ denotes the size of encoded *CT*, viz. a sum of the addition of all sizes of code in *CT* and their length of encoded itemsets. The *size of a code* denotes the length of the code in standard *CT* (individual item). The *length of the encoded itemset*

denotes the length of the encoded itemset throughout the *CT*. Candidate itemset contains a set of words that frequently go together. It is only inserted into *CT* if it produces good compression; otherwise, the Krimp will reject the candidate itemset. All the relative frequencies and the compression results also evaluated. MDL only accept *CT* that minimize $L(D, CT)$ best. See Fig. 2.

We propose a database expansion using itemsets in a code table. Different from Widened Krimp for diverse parallelism [10] that maximizes the sum of minimum distances between pairs of members of the selected subset in *CT*, in our proposed method, the focus is in the semantic of entity pair. Start from a base itemset; we expand data by combining k -topmost itemsets rank by similarity score. Expansion is accepted only if until k -topmost itemsets, at least there is one entity pair is presence. A base itemset starts from the first tuple to the last tuple in *CT*. Every tuple in *CT* denotes a set of most frequent words that usually go together. Lower minimum support set up in *CT* leads to more itemsets available in *CT*.

Consider a set of patterns in *CT*, $F = \{F_1, F_2, \dots, F_l\}$, the expanded pattern generated from k -topmost similar itemsets defined by:

$$F_i^* = \bigcup_{i=1}^k \min_{1 \leq j \leq l, i \neq j} \quad (2)$$

Where $F_i, F_j \in F$ and Δ denotes text similarity technique, e.g., cosine similarity or Jaccard similarity. The l denotes the number of tuples in *CT*.

There are three kinds of situations about frequent itemsets that KRIMP generates from a sentence:

- Ideal: The *ideal* itemset of F_i^* is a situation where an itemset (a collection of essential keywords of a sentence) has an entity pair inside. If the situation found, the itemset is appended to the database to expand the existing data.
- Half ideal: Another situation is the *half ideal* itemset. This kind of situation is when a pair of entities is found only a half in F_i^* , thus creating an incomplete pair. This situation needs an expansion process of k -topmost similar pattern generation until F_i^* has at least one entity pair inside. If there is no entity pair found in F_i^* after the combination of k -topmost similar itemset, then F_i^* is skipped away, and the base itemset is set up with the next item set.
- Not ideal: This is the situation when no entity found in the itemset. We skip this type of itemset since the expansion method never uses a not ideal code as a base itemset.

In our research, the expansion process focus on three entities: PERSON, LOCATION, and ORGANIZATION. After detecting the availability of the three entities in an itemset in *CT* (or in a sentence), the possible semantic relations are as follow:

- "/business/company/location": when an entity of ORGANIZATION and entity of LOCATION found in the same sentence. The newly generated instance has a pattern of "X has location Y." Where X is an ORGANIZATION entity, Y is a LOCATION entity.
- "/people/person/place_lived": when an entity of PERSON and entity of LOCATION found in the same sentence. The

newly generated instance has a pattern of "X has location Y." Where X is a PERSON entity, Y is a LOCATION entity.

• "/business/person/company": when an entity of PERSON and entity of ORGANIZATION found in the same sentence. The newly generated instance has a pattern of "X has organization Y." Where X is a PERSON entity, Y is an ORGANIZATION entity.

(a). Ideal	0 1 2 3 : 0 is Entity (PERSON), 2 is Entity (LOCATION)
	0 4 5 : 0 is Entity (PERSON), 4 is Entity (ORGANIZATION)
(b). Half ideal	(c). Not ideal
0 5 6 : 0 is Entity (PERSON)	1 3 5 : No Entity is found
4 7 : 4 is Entity (ORGANIZATION)	
1 2 : 2 is Entity (LOCATION)	
CT:	Base itemset = 0 1 3 6
0 1 3 6	k = 3 Extension itemsets:
0 3 5 6 (sim=0.75)	0 1 3 6 U 0 3 5 6 U 0 3 5 U 1 2 5 6 = 0 1 2 3 5 6
1 2 5 6 (sim=0.5)	0 1 3 6 U 0 3 5 6 U 0 3 7 U 1 2 5 6 = 0 1 2 3 5 6 7
2 5 6 7 (sim=0.25)	
0 3 5 (sim=0.57735)	
0 3 7 (sim=0.57735)	
2 5 7 (sim=0)	
4 5 7 (sim=0)	

Fig. 3. Possible situations when expanding a base itemset

From the above-bulleted items, (X, Y) is a pair of the identified entities, while the sentence in the above items means either in the same itemset or in the same set of combined itemsets (F^*). Fig. 3 illustrates the expansion process, while Fig. 4 shows an instance of the generated new sentence

Relation	/business/person/company
entity1.id	m.0dan05
entity1.name	danay
entity2.id	m.0ele14
entity2.name	eleftherotypia
F^*	steijn danay eleftherotypia
TP	danay has organization eleftherotypia

Fig. 4. An example of database expansion

D. The Model

PCNN models shown to outperform a traditional non-deep learning model in relation extraction [6][3][12]. Based on Convolutional Neural Networks (CNN) [1], Piecewise Convolutional Neural Network (PCNN) [16] has many variants such as attention [4], attention adversarial [15], and maximum adversarial. We selected the PCNN model proposed in [4][15] and built our LATTADV model with two variants based on naive (maximum, or LATTADV-MAX) and sentence-level attention (LATTADV-ATT).

1) *Architecture*: Our proposed method uses three stages of neural networks. Stage one is the PCNN with selective attention of sentences (ATT) followed by two stages of adversarial PCNN training network (ADV) with attention (ATT-ADV). In LATTADV-ATT (Fig. 5), the output of the first stage becomes input in the second stage but with perturbation. The output of the second stage becomes input in the third stage (the final stage) and also with perturbation. The perturbation makes the classifier more robust. In LATTADVMAX, the attention in the second stage substitute by the maximum selector function. Both of the LATTADV methods use the dropout function to prevents units from overfitting and to help efficiently join many different neural network architectures. Dropout is a technique to randomly

drop units and their connections from a neural network during training [11]. See [16][15] for PCNN architecture.

2) *Main Components*: Three main components of LATTADV:

a) *Sentence encoder*: Convolutional Neural Network (CNN) is used to build distributed representation of sentence x_i , $i = \{1, 2, \dots, n\}$.

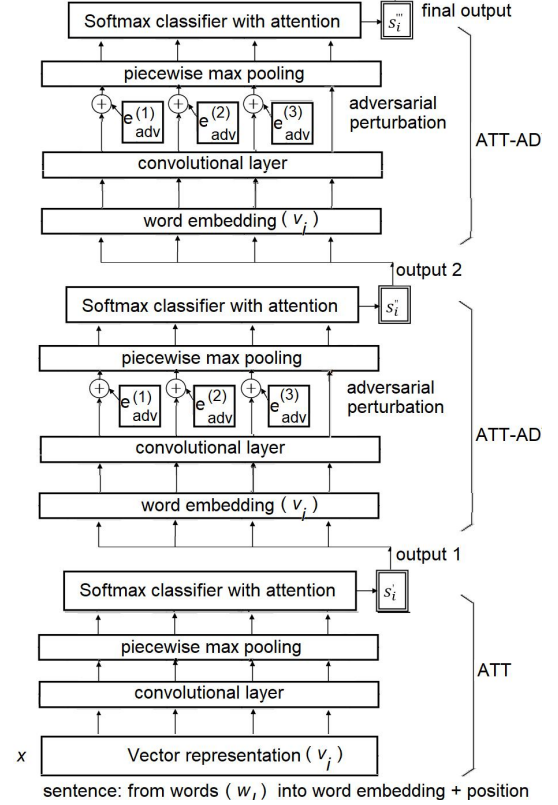


Fig. 5. Architecture of LATTADV-ATT

b) *Selective attention (ATT)*: When distributed vector representations of X learned, ATT only gives attention to sentence s_r that sincerely express relation r through computing the weighted average of sentences s_1, s_2, \dots, s_n , with s_r defined as:

$$s_r = \sum_i \alpha^r s_i \quad (3)$$

The softmax function is used to compute the embedding vector of the query vector q_r . The α^r denotes the attention weights with relation r , $\alpha^r = \text{softmax}(\tanh(s_i^\top q_r))$, see [4]. ATT de-emphasizes noisy sentence. ATT helps to avoid massive false labeling during training $\top q(r)$ and testing. Final loss function for ATT[15]:

$$L_{ATT}(X, \theta) = -\sum_{i=1}^K \log P(r | x, \theta) \quad (4)$$

The θ denotes parameters, and the K denotes the total number of predefined relation labels r . The conditional probability of relation:

$$P(r|x, \theta) = \text{softmax}(As_r + b) \quad (5)$$

Where A denotes a weighted diagonal representation matrix of relations, s_r denotes attended sentence, and b denotes a bias vector.

c) *Adversarial training (ADV)*: Adversarial training first introduced in [2]. In ADV, a small amount of perturbation, e_{adv} , is added on word embedding after that adversarial training computes the gradient direction of a loss function with aims to maintain closeness and linearity to input data (viz. by linearizing loss function near the input X). Given word embedding of all the words in X called as V , $V = \{v_1, v_2, \dots, v_n\}$, ADV adds e_{adv} to V . The final loss function for ATT-ADV is defined as follows [15]:

$$L_{ATT-ADV}(X, \theta) = L_{ATT}(X + e_{adv}, \theta) \quad (6)$$

where:

$$e_{adv} = \epsilon g / \|g\| \quad (7)$$

and

$$g = \nabla_v L_{ATT}(X, \hat{\theta}) \quad (8)$$

The θ denotes all parameters. The $\|g\|$ denotes the norm of gradients over all the words from all the sentences in X .

III. EXPERIMENTS

In this section, we first introduce the dataset we used in our experiment. Then we introduce evaluation metrics and the baselines. After that, we demonstrate the capability of LATTADV as a classifier. Then we discuss the effect of database expansion utilization on the performance of the relation extraction system.

In our LATTADV model, both in ATT and MAX version, for similarity measure, we use cosine and Jaccard similarity, respectively. We tune our experiments with the following parameter settings: sentence embedding size 230, position embedding dimension 5, word embedding size 50, sliding window size 3, maximum of training epochs 60, learning rate 0.5, batch size 160, dropout rate 0.5, weight decay 0.00001, and maximum of relations 53.

TABLE I. STATISTICS OF THE USED NYT DATASET

Training set	k	#Rel	#Ent-Pair	#Mention	#Sentence
base	0	53	172399	293162	570088
cos	3	53	172499	293170	570388
jac	3	53	172499	293170	570388
cos	7	53	173099	293187	572990
jac	7	53	173099	293185	572988
cos	10	53	173299	293185	573649
jac	10	53	173299	293185	573649

Testing set	k	#Rel	#Mention	#Sentence
base	0	53	1950	172448
cos	3	53	1950	172525
jac	3	53	1950	172525
cos	7	53	1950	173175
jac	7	53	1950	173175
cos	10	53	1950	173341
jac	10	53	1950	173341

Word size=50, position size=5, hidden size=230.

#Rel: number of relation.

#Ent-Pair: number of entity pair.

cos: NYT dataset+expansion with k topmost similar itemsets by Cosine similarity.

TABLE II. STATISTICS OF THE USED NYT DATASET

Method	k	AUC	Max F1	P@100	P@200	P@300	Mean
LATTADV-ATT	0	0.418	0.456	0.842	0.801	0.761	0.801
ATT-ADV	0	0.412	0.441	0.861	0.786	0.754	0.801
LATTADV-MAX	0	0.409	0.452	0.782	0.761	0.741	0.761
MAX-ADV	0	0.402	0.447	0.802	0.776	0.741	0.773
ATT	0	0.399	0.448	0.752	0.726	0.724	0.734
ATT_tanh	0	0.395	0.443	0.822	0.781	0.741	0.781
RNN-MAX	0	0.395	0.441	0.762	0.756	0.734	0.751

LATTADV-ATT: PCNN + leveled attention and adversarial attention

ATT-ADV: PCNN + attention + adversarial

LATTADV-MAX: PCNN + leveled attention and adversarial + maximum function

MAX-ADV: PCNN + maximum function + adversarial

ATT: PCNN with attention

ATT_tanh: PCNN with attention + tanh activation function

RNN-MAX: recurrent neural network + maximum function

A. Dataset

The number of the corpus in the NYT dataset (Section 2.3) is 1.8 million news articles and accommodates 53 relation labels. For vocabulary, we use words with frequency ≥ 100 .

In our experiment, the NYT dataset was expanded and split into six datasets as expansion results using Cosine and Jaccard similarity, respectively, with $k = \{3, 7, 10\}$. The training and testing datasets were generated randomly using cross-validation with a ratio of 80:20. Table I shows the statistics of the NYT extend datasets. Different similarity metrics result in different pattern extensions, even if they have the same k factor.

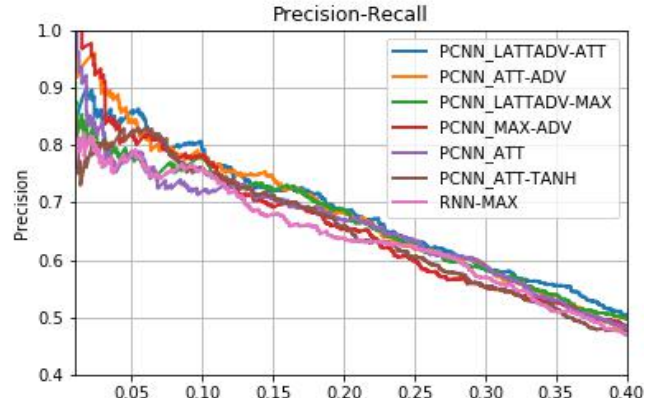


Fig. 6. Architecture of LATTADV-ATT

B. Evaluation Metrics and Baselines

We measure AUC, max F1, precision-recall, and precision scores at P@100, P@200, P@300 to investigate the performance of all PCNN models with various architectures. Also, the Borda voting score is used to rank the relation extraction method. The higher the score, the better the method. We compare our LATTADV-ATT to several state-of-the-art deep learning methods such as Recurrent based Neural Network (e.g., RNN-MAX) and many PCNN based neural networks, either single-stage or leveled. PCNN ATT [4], PCNN ATT-ADV, and PCNN MAX-ADV [15] is to mention several (see Table II and Table III for other benchmark methods).

C. Model as a Classifier

Table II and Fig. 6 show the performance of LATTADV-ATT on the original NYT dataset. Figure 6 refers to Table II. It shows that LATTADV-ATT outperforms all other baselines, including the recurrent neural networks. Also, the use of attention selector yields a better result than the maximum selector. Its best performance means that the LATTADV-ATT method can perform as a good classifier.

D. Effect of Number of Relations in Database Expansion

TABLE III. RESULTS. ORDERED BY BORDA VOTING SCORE

Alg	k	AUC	Max F1	P@100	P@200	P@300	Mean	Borda
M1	$k=0$	0.399	0.448	0.753	0.726	0.724	0.734	28
M1	Jac, $k=3$	0.398	0.44	0.782	0.761	0.728	0.757	33
M1	Jac, $k=7$	0.397	0.45	0.802	0.716	0.711	0.743	35
M1	Jac, $k=10$	0.404	0.438	0.822	0.796	0.734	0.784	95
M1	$k=0$	0.399	0.448	0.753	0.726	0.724	0.734	28
M1	Cos, $k=3$	0.408	0.45	0.782	0.781	0.764	0.776	109
M1	Cos, $k=7$	0.406	0.442	0.822	0.791	0.738	0.784	100
M1	Cos, $k=10$	0.4	0.44	0.822	0.751	0.73	0.767	45
M2	$k=0$	0.412	0.442	0.861	0.786	0.754	0.801	149
M3	$k=0$	0.402	0.447	0.802	0.776	0.741	0.773	74
M3	Cos, $k=3$	0.406	0.446	0.881	0.796	0.761	0.813	109
M3	Cos, $k=7$	0.407	0.445	0.891	0.811	0.744	0.815	100
M3	Cos, $k=10$	0.399	0.438	0.861	0.781	0.728	0.79	45
M4	$k=0$	0.41	0.452	0.782	0.761	0.741	0.761	79
M4	Cos, $k=3$	0.405	0.44	0.852	0.766	0.734	0.784	80
M4	Cos, $k=7$	0.406	0.454	0.842	0.761	0.731	0.778	88
M4	Cos, $k=10$	0.405	0.44	0.852	0.766	0.734	0.784	73
M5	$k=0$	0.418	0.456	0.842	0.801	0.761	0.801	187
M5	Jac, $k=3$	0.415	0.449	0.852	0.791	0.764	0.802	169
M5	Jac, $k=7$	0.422	0.455	0.891	0.791	0.771	0.818	207
M5	Jac, $k=10$	0.416	0.451	0.861	0.796	0.751	0.803	179

M1: PCNN ATT; M2: PCNN ATT-ADV; M3: PCNN MAX-ADV;
 M4: PCNN LATTADV-MAX; M5: PCNN LATTADV-ATT
 Jac: Jaccard similarity; Cos: Cosine similarity

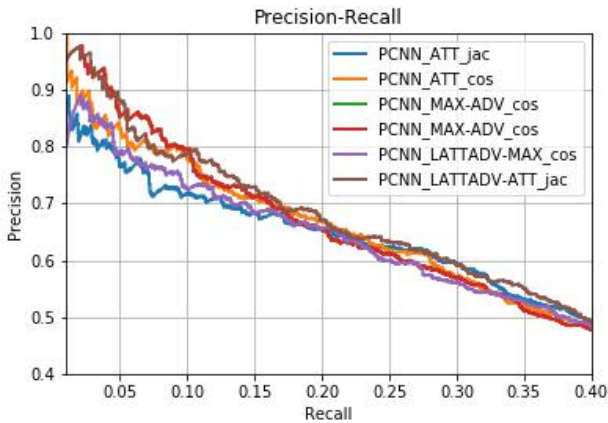


Fig. 7. Precision-Recall of LATTADV-ATT with expansion factor ($k=7$)

Table III and Fig. 7 depicts a list of methods in decrease order by Borda voting methods of all used metrics (AUC, max F1, P@100, P@200, P@300, and mean of precision). Figure 7 refers to Table III. Table III shows that a careful step of expansion factor k can have a significant effect on the improvement of the relation extraction system. Larger k means a more quantity of relations generated in the expanded database (Table I). To obtain better performance, we must test first the appropriate k value carefully because the generated merging itemsets of CT (the F^*) may too far away in meaning from the original sentences meaning if the k is

too big. As an example, the expansion factor $k=10$ can lead to a long pattern bias of F^* . This situation is because the LATTADV-ATT keeps combining the base itemset with all the most similar itemsets found in the CT until at most k itemsets. The best improvement is achieved using LATTADV-ATT with Jaccard similarity expansion at $k=7$ (Table III and Fig. 7).

E. Effect of The Deep Learning Strategy Setup and The Similarity Metric Used

From Table III, we have proven that the use of the leveled strategy, as well as the attention and the adversarial training in LATTADV-ATT, demonstrates significant improvement in relation extraction system performance, especially against the best state-of-the-art (PCNN ATT-ADV). The LATTADV-ATT outperforms all other methods in all metrics of AUC, maximum F1, and precisions (Table III). From the AUC, the NYT dataset used is imbalanced. Similar to the AUC, the F1 score of the LATTADV-ATT also shows improvement. (The F1 score measurement is to keep a balance between Precision and Recall.) The LATTADV-ATT also improves the precision scores very well. Compared to PCNN ATT-ADV as the best baseline of state-of-the-art methods used, the percentages of the LATTADV-ATT Jaccard $k=7$ improvement are as follows: AUC=2.43%, maximum of F1=2.94%, P@100=3.48%, P@200=0.64%, P@300=2.25%, mean of precisions=2.12%. Also, when compared to the attention network without expansion (PCNN ATT $k=0$), the percentages of the LATTADV-ATT Jaccard $k=7$ improvement are as follows: AUC=5.76%, maximum of F1=1.56%, P@100=18.33%, P@200=8.95%, P@300=6.49%, mean of precisions=11.44%. Therefore the use of the database expansion can improve the relation extraction system's performance. Cosine or Jaccard similarity can be used substitutive.

IV. CONCLUSIONS

In this paper, we develop a new method for relation extraction task using database expansion and leveled piecewise convolutional neural networks with attention and adversarial training network (LATTADV-ATT). The proposed method can make full use of all informative sentences and serve as an excellent relation classifier on the embedding sentences. Its database expansion feature enlarges the database by generating new sentences that meet the semantic meaning between identified pairs of entities. Experimental results show that: 1) The MDL database expansion is beneficial to improve the performance of the classifier model. This ability is because the minimum description length-based algorithm can sharply capture associations, and the semantic understanding of entity pair helps in generate new expansion sentences. 2) The leveled network with attention and adversarial training strategy in the proposed strategy is beneficial to improve the performance of the PCNN-based relation extraction classifier.

REFERENCES

- [1] C. Nogueira dos Santos, B. Xiang, and B. Zhou, "Classifying Relations by Ranking with Convolutional Neural Networks," in ACL (1), 2015. [The 53rd Annual Meeting of the Association for Computational Linguistics, Beijing, China, pp.626–634, 2015].
- [2] I.J. Goodfellow, J. Shlens, and C. Szegedy, "Explaining and Harnessing Adversarial Examples," CoRR abs/1412.6572: 2014.
- [3] R. Hoffmann, C. Zhang, X. Ling, L. Zettlemoyer, and D.S. Weld, "Knowledge-Based Weak Supervision for Information Extraction of

- Overlapping Relations,” in HLT’11(1). Association for Computational Linguistics, Stroudsburg, PA, USA, pp.541–550, 2011.
- [4] Y. Lin, S. Shen, Z. Liu, H. Luan, and M. Sun, “Neural Relation Extraction with Selective Attention over Instances,” in Proceedings of the 54th Annual Meeting of ACL(Vol. 1: Long Papers). Association for Computational Linguistics, pp.2124–2133, 2016.
- [5] T. Liu, K. Wang, B. Chang, and Z. Sui, “A Soft-label Method for Noise-tolerant Distantly Supervised Relation Extraction,” in Proceedings of the 2017 Conference on Empirical Methods in Natural Language Processing. Association for Computational Linguistics, pp.1790–1795, 2017.
- [6] M. Mintz, S. Bills, R. Snow, and D. Jurafsky, “Distant Supervision for Relation Extraction Without Labeled Data,” in Proceedings of ACL’09: Vol.2-Vol.2 (ACL’09). Association for Computational Linguistics, Stroudsburg, PA, USA, pp.1003–1011, 2009.
- [7] D. Puspitaningrum, “Patterns, Models, and Queries,” Ph.D. Dissertation. Department of Information and Computing Sciences, Utrecht University, 2012.
- [8] D. Puspitaningrum, Fauzi, B. Susilo, J.A. Pagua, A. Erlansari, D. Andreswari, R. Efendi, and I. S. W. B. Prasetya, “An MDL-Based Frequent Itemset Hierarchical Clustering Technique to Improve Query Search Results of an Individual Search Engine,” in Information Retrieval Technology, G. Zuccon, S. Geva, H. Joho, F. Scholer, A. Sun, and P. Zhang (Eds.). Springer International Publishing, Cham, pp.279–291, 2015.
- [9] S. Riedel, L. Yao, and A. McCallum, “Modeling Relations and Their Mentions Without Labeled Text,” in Proceedings of the 2010 ECML PKDD: Part III (ECML PKDD’10), Berlin, Heidelberg: Springer-Verlag, pp.148–163, 2010.
- [10] O. Sampson and M.R. Berthold, “Widened KRIMP: Better Performance through Diverse Parallelism,” in Advances in Intelligent Data Analysis XIII, Hendrik Blockeel, Matthijs van Leeuwen, and Veronica Vinciotti (Eds.), Switzerland: Springer, pp.276–285, 2014.
- [11] N. Srivastava, G. Hinton, A. Krizhevsky, I. Sutskever, and R. Salakhutdinov, “Dropout: A Simple Way to Prevent Neural Networks from Overfitting,” in Journal of Machine Learning Research, 15, 1, pp.1929–1958, Jan 2014.
- [12] M. Surdeanu, J. Tibshirani, R. Nallapati, and C.D. Manning, “Multi-instance Multi-label Learning for Relation Extraction,” in Proceedings of the EMNLP-CoNLL’12. Stroudsburg, PA, USA: Association for Computational Linguistics, pp.455–465, 2012.
- [13] M. van Leeuwen and D. Puspitaningrum, “Improving Tag Recommendation Using Few Associations,” in Advances in Intelligent Data Analysis XI, Jaakko Hollmén, Frank Klawonn, and Allan Tucker (Eds.). Berlin, Heidelberg: Springer, pp.184–194, 2012.
- [14] M. van Leeuwen, J. Vreeken, and A. Siebes, “Compression Picks Item Sets That Matter,” in Knowledge Discovery in Databases: PKDD 2006, J. Fürnkranz, T. Scheffer, and M. Spiliopoulou (Eds.). Berlin, Heidelberg: Springer, pp.585–592, 2006.
- [15] Y. Wu, D. Bamman, and S. Russell, “Adversarial Training for Relation Extraction,” in Proceedings of the 2017 Conference on Empirical Methods in Natural Language Processing. Association for Computational Linguistics, pp. 1778–1783, 2017.
- [16] D. Zeng, K. Liu, Y. Chen, and J. Zhao, “Distant Supervision for Relation Extraction via Piecewise Convolutional Neural Networks,” in EMNLP, L. Marquez, C. Callison-Burch, J. Su, D. Pighin, and Y. Marton, Eds. Association for Computational Linguistics, pp. 1753–1762, 2015.