

Estimation precision of parameter associated with Unruh-like effect

Zixu Zhao^{1*}, Shuhang Zhang^{1†}, Qiyuan Pan^{2‡}, and Jiliang Jing^{2§}

¹*School of Science, Xi'an University of Posts and Telecommunications, Xi'an 710121, China and*

²*Key Laboratory of Low Dimensional Quantum Structures and Quantum Control of Ministry of Education, Hunan Normal University, Changsha, Hunan 410081, China*

Abstract

We study the dynamics of the quantum Fisher information (QFI) of acceleration, in the ultra-relativistic limit, for a two-level atom with the circular motion coupled to a massless scalar field without and with a reflecting boundary in the open quantum systems. The QFI with the larger acceleration reaches the stable value faster than that of the smaller acceleration. Without a boundary, there exists a peak value of QFI with a certain time. The QFI is the periodic function of the initial state parameter in a very short time, and it firstly takes the maximum in the ground state of the atom. The periodicity fades away with the evolution of time. With a boundary, the detection range of acceleration has been expanded. The QFI firstly takes the maximum in the excited state of the atom. In addition, we study the QFI of temperature for a static atom immersed in a thermal bath without and with a boundary. The QFI with the larger temperature arrives the maximum value faster than that of the smaller temperature. Without a boundary, the QFI of temperature is similar to that of acceleration. With a boundary, the QFI firstly takes the maximum in the ground state of the atom, which is different from the behavior of acceleration. The periodicity with a boundary lasts a longer time than unbounded case.

PACS numbers: 03.65.Vf, 03.65.Yz, 04.62.+v

* zhao_zixu@yeah.net

† shuhang_zhang@yeah.net

‡ panqiyuan@126.com

§ jljing@hunnu.edu.cn

I. INTRODUCTION

The works of Fulling [1], Hawking [2, 3], Davies [4], and Unruh [5] showed that, in Minkowski spacetime, a no-particle state of inertial observers (the vacuum state) corresponds to a thermal state with temperature $T_U = a\hbar/(2\pi ck_B)$ for uniformly accelerated observers (here, a is the observers' proper acceleration, \hbar is the reduced Planck's constant, c is the speed of light, and k_B is the Boltzmann's constant). This is the Unruh effect, which is the result of the quantum field theory [6]. The Unruh effect has been widely studied because of its connection with a number of contemporary research topics, such as cosmological horizons [7], the thermodynamics of black holes [8, 9] and quantum information [10]. Higuchi, Matsas, and Sudarsky showed that the usual rate of photon emission with a given transverse momentum computed in the inertial frame can be interpreted as the combined rate of emission (adsorption) of zero-energy Rindler photons into (from) the thermal bath as calculated in the particle rest frame [11], and the emission of a photon from the source described by the inertial observer can be interpreted in the accelerated frame as either the emission or the absorption of a zero-energy Rindler photon in the thermal bath [12]. Audretsch and Müller studied the contributions of vacuum fluctuations and radiation reaction to the spontaneous excitation of a uniformly accelerated atom in its ground state, which gives an understanding of the role of the different physical processes underlying the Unruh effect [13]. The decay of accelerated protons reflects the fact that the Unruh effect is mandatory for the consistency of quantum field theory [14, 15]. Along this line, there have been accumulated interest to study the Unruh effect [16–25].

On the other hand, it is of great interest to research the circular motion. In order to generalize the relativistic kinematics of rigid bodies in uniform rectilinear motion to whatever kind of motion, Ehrenfest considered the uniform rotation of rigid bodies and the special theory of relativity [26]. This idea played an important role in the establishment of general relativity. The very large acceleration required for experiments is feasible to achieve in the circular motion. Letaw and Pfautsch found that the second quantization of the free scalar field was carried out in rotating coordinates and the spectrum of vacuum fluctuations was calculated for an orbiting observer by using these coordinates, which shows that the spectrum of vacuum fluctuations is composed of the usual zero-point energy plus a contribution arising from the observer's acceleration [27]. Bell and Leinaas examined the possibility of using an accelerated spin one-half particle in an external magnetic field as a “thermometer”, to measure the thermal properties of the vacuum fluctuations in an accelerated frame [28],

and analyzed further the connection between the Unruh effect and the radiative excitations of electrons in the storage rings [29]. There is a similar effect for the circular uniform acceleration (Unruh-like effect), where the excitation spectrum is not purely thermal, but depends on details of the physical system [27–29].

The estimation theory presents the method to obtain the fundamental precision bounds of parameter estimation because of probabilistic and statistical aspects of quantum theory [30, 31]. The estimation error is quantified by the Cramér-Rao bound [30, 32] which is inversely proportional to the quantum Fisher information (QFI). A larger quantum Fisher information corresponds to the better precision, which means that finding the larger QFI is very important in the quantum metrology. Therefore, the QFI has played an important role in quantum estimation theory and has attracted considerable attention [33–44]. We will study estimation precision of parameter associated with Unruh-like effect.

The organization of this work is as follows. In Sec. II, we review the QFI and the open quantum system. In Sec. III, for a two-level atom with the circular motion coupled to a massless scalar field in the Minkowski vacuum, we analyze the estimation precision of acceleration by calculating the QFI of acceleration without and with a boundary. In Sec. IV, we study the estimation precision of temperature for a static atom immersed in a thermal bath without and with a boundary. We will conclude in the last section of our main results.

II. QFI AND OPEN QUANTUM SYSTEM

It is well known that, in the quantum metrology, the QFI provides a lower bound to the mean-square error in the estimation by Cramér-Rao inequality [30–32, 45]

$$\text{Var}(X) \geq \frac{1}{NF_X}, \quad (1)$$

with the number of repeated measurements N . Here F_X represents the QFI of parameter X , which can be calculated in terms of the symmetric logarithmic derivative operator by

$$F_X = \text{Tr}(\rho(X)L^2), \quad (2)$$

with the symmetric logarithmic derivative Hermitian operator L which satisfies the equation $\partial_X \rho(X) = [\rho(X)L + L\rho(X)]/2$. For a two-level system, the state can be expressed in the Bloch sphere as $\rho = (I + \boldsymbol{\omega} \cdot \boldsymbol{\sigma})/2$, here $\boldsymbol{\omega} = (\omega_1, \omega_2, \omega_3)$ is the Bloch vector and $\boldsymbol{\sigma} = (\sigma_1, \sigma_2, \sigma_3)$ denotes the Pauli matrices. Thus, the QFI of parameter X can be written as [45, 46]

$$F_X = \begin{cases} |\partial_X \boldsymbol{\omega}|^2 + \frac{(\boldsymbol{\omega} \cdot \partial_X \boldsymbol{\omega})^2}{1 - |\boldsymbol{\omega}|^2}, & |\boldsymbol{\omega}| < 1, \\ |\partial_X \boldsymbol{\omega}|^2, & |\boldsymbol{\omega}| = 1. \end{cases} \quad (3)$$

The Hamiltonian of a two-level atom system takes the form

$$H = H_s + H_f + H_I , \quad (4)$$

where H_s , H_f , and H_I represent the Hamiltonian of the atom, the scalar field, and their interaction. In this work, we only pay attention to the atom and the interaction between the atom and the scalar field. Therefore, we have $H_s = \hbar\omega_0\sigma_3/2$ and $H_I(\tau) = (a + a_+)\phi(t, \mathbf{x})$, where ω_0 is the energy level spacing of the atom, $\phi(t, \mathbf{x})$ is the operator of the scalar field, a_+ and a are the atomic raising and lowering operators, respectively.

We express the initial total density matrix of the system as $\rho_{tot} = \rho(0) \otimes |0\rangle\langle 0|$, where $\rho(0)$ is the initial reduced density matrix of the atom and $|0\rangle$ is the vacuum state of the field. The evolution of the total density matrix ρ_{tot} obeys

$$\frac{\partial \rho_{tot}(\tau)}{\partial \tau} = -\frac{i}{\hbar} [H, \rho_{tot}(\tau)] , \quad (5)$$

where τ is the proper time. Since the interaction between the atom and field is weak, we rewrite the evolution of the reduced density matrix $\rho(\tau)$ into the Kossakowski-Lindblad form [47–50]

$$\frac{\partial \rho(\tau)}{\partial \tau} = -\frac{i}{\hbar} [H_{\text{eff}}, \rho(\tau)] + \mathcal{L}[\rho(\tau)] , \quad (6)$$

with

$$\mathcal{L}[\rho] = \frac{1}{2} \sum_{i,j=1}^3 a_{ij} [2\sigma_j \rho \sigma_i - \sigma_i \sigma_j \rho - \rho \sigma_i \sigma_j] , \quad (7)$$

where the coefficients of Kossakowski matrix a_{ij} are given by

$$a_{ij} = A\delta_{ij} - iB\epsilon_{ijk}\delta_{k3} - A\delta_{i3}\delta_{j3} , \quad (8)$$

with

$$A = \frac{\mu^2}{4} [\mathcal{G}(\omega_0) + \mathcal{G}(-\omega_0)] , \quad B = \frac{\mu^2}{4} [\mathcal{G}(\omega_0) - \mathcal{G}(-\omega_0)] . \quad (9)$$

Introducing the two-point correlation function of the scalar field

$$G^+(x, x') = \langle 0 | \phi(t, \mathbf{x}) \phi(t', \mathbf{x}') | 0 \rangle , \quad (10)$$

we can define the Fourier and Hilbert transformations of the field correlation function, $\mathcal{G}(\lambda)$ and $\mathcal{K}(\lambda)$ as follows:

$$\mathcal{G}(\lambda) = \int_{-\infty}^{\infty} d\Delta\tau e^{i\lambda\Delta\tau} G^+(\Delta\tau) , \quad \mathcal{K}(\lambda) = \frac{P}{\pi i} \int_{-\infty}^{\infty} d\omega \frac{\mathcal{G}(\omega)}{\omega - \lambda} . \quad (11)$$

By absorbing the Lamb shift term, the effective Hamiltonian H_{eff} can be expressed as

$$H_{\text{eff}} = \frac{1}{2}\hbar\Omega\sigma_3 = \frac{\hbar}{2}\{\omega_0 + \frac{i}{2}[\mathcal{K}(-\omega_0) - \mathcal{K}(\omega_0)]\}\sigma_3. \quad (12)$$

Making use of the ansatz the initial state of the atom $|\psi(0)\rangle = \cos\frac{\theta}{2}|+\rangle + e^{i\phi}\sin\frac{\theta}{2}|-\rangle$, we obtain the evolution of Bloch vector

$$\begin{aligned} \omega_1(\tau) &= \sin\theta\cos(\Omega\tau + \phi)e^{-2A\tau}, \\ \omega_2(\tau) &= \sin\theta\sin(\Omega\tau + \phi)e^{-2A\tau}, \\ \omega_3(\tau) &= \cos\theta e^{-4A\tau} - \frac{B}{A}(1 - e^{-4A\tau}). \end{aligned} \quad (13)$$

III. QUANTUM ESTIMATION OF ACCELERATION WITHOUT AND WITH A BOUNDARY

A. Estimation of acceleration without boundary

To study the estimation precision of acceleration, we calculate the QFI of acceleration of a two-level atom with the circular motion without boundary. We adopt natural units $c = \hbar = k_B = 1$. For a two-level atom with the circular motion, the trajectory of the atom can be expressed as

$$t(\tau) = \gamma\tau, \quad x(\tau) = R\cos\frac{\gamma\tau v}{R}, \quad y(\tau) = R\sin\frac{\gamma\tau v}{R}, \quad z(\tau) = 0, \quad (14)$$

where v denotes the tangential velocity of the atom, R is the radius of the orbit, and $\gamma = 1/\sqrt{1-v^2}$ is the Lorentz factor. The centripetal acceleration of the atom is $a = \gamma^2 v^2/R$.

The Wightman function of a massless scalar field in the Minkowski vacuum takes the form

$$G^+(x, x')_0 = -\frac{1}{4\pi^2} \frac{1}{(t - t' - i\varepsilon)^2 - (x - x')^2 - (y - y')^2 - (z - z')^2}. \quad (15)$$

Applying the trajectory of the atom (14), we need expand $\sin^2[a\Delta\tau/(2v\gamma)] = \frac{a^2(\Delta\tau)^2}{4v^2\gamma^2} - \frac{a^4(\Delta\tau)^4}{48v^4\gamma^4} + \frac{a^6(\Delta\tau)^6}{1440v^6\gamma^6} - \dots$ with $\Delta\tau = \tau - \tau'$. Since it is hard to find the explicit form of $\mathcal{G}(\omega_0)$ and $\mathcal{G}(-\omega_0)$ with all orders of $\Delta\tau$, we consider the ultra-relativistic limit $\gamma \gg 1$ [28], in which

$$G^+(x, x')_0 = -\frac{1}{4\pi^2} \frac{1}{(\Delta\tau - i\varepsilon)^2 [1 + a^2(\Delta\tau - i\varepsilon)^2/12]}. \quad (16)$$

Therefore, the Fourier transformation of the field correlation function is

$$\mathcal{G}^0(\omega_0) = \frac{\omega_0}{2\pi} \left[1 + \frac{a}{4\sqrt{3}\omega_0} e^{-\frac{2\sqrt{3}\omega_0}{a}} \right]. \quad (17)$$

Similarly, we have

$$\mathcal{G}^0(-\omega_0) = \frac{\omega_0}{2\pi} \frac{a}{4\sqrt{3}\omega_0} e^{-\frac{2\sqrt{3}\omega_0}{a}}. \quad (18)$$

In the following discussion, we use $\tau \rightarrow \tilde{\tau} \equiv \mu^2 \omega_0 \tau / 2\pi$, $a \rightarrow \tilde{a} \equiv a/\omega_0$. For simplicity, $\tilde{\tau}$ and \tilde{a} will be written as τ and a . From (3), (13), (17) and (18), we can calculate the QFI of the acceleration F_a .

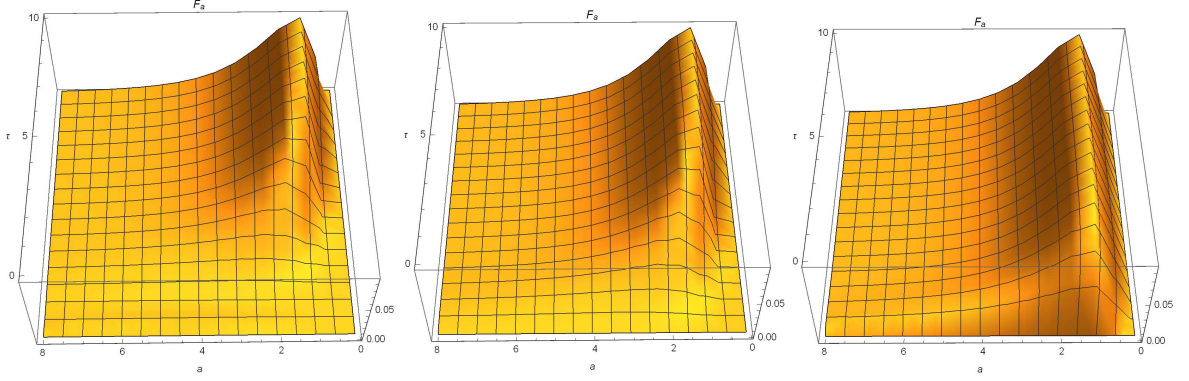


FIG. 1: The QFI of acceleration as a function of the acceleration a and the evolution time τ for different initial state parameters θ . We take $\theta = 0$ (left panel), $\theta = \pi/2$ (middle panel), and $\theta = \pi$ (right panel).

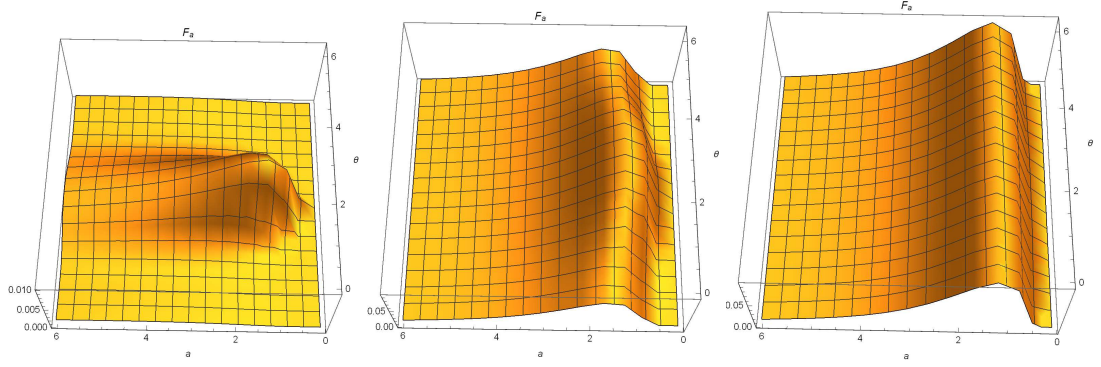


FIG. 2: The QFI of acceleration as a function of the acceleration a and the initial state parameter θ for different evolution time τ . We take $\tau = 0.1$ (left panel), $\tau = 5$ (middle panel), and $\tau = 9$ (right panel).

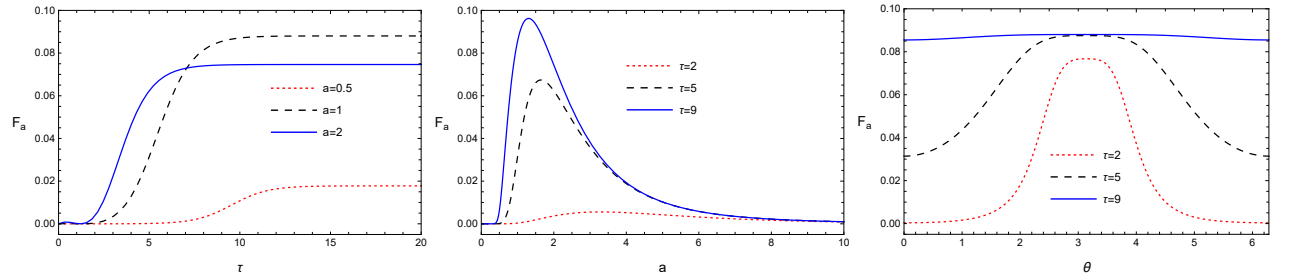


FIG. 3: The QFI of acceleration as a function of τ for $\theta = 0$ with different a in the left panel, as a function of a for $\theta = 0$ with different τ in the middle panel, and as a function of θ for $a = 1$ with different τ in the right panel.

In an unbounded space, we obtain the QFI of acceleration F_a as a function of a and τ for $\theta = 0$, $\theta = \pi/2$,

and $\theta = \pi$ in Fig. 1. For the fixed acceleration, we observe that F_a can reach maximum value when the atom evolves for some time. F_a first increases and then decreases as we amplify the value of acceleration with a certain time. Furthermore, we plot the QFI with different a as a function of τ for fixed $\theta = 0$ in the left panel of Fig. 3. We find that the QFI with $a = 2$ reaches the maximum value faster than $a = 1$ and $a = 0.5$. In the middle panel of Fig. 3, the peak value of QFI increases with the evolution of time, and eventually reaches to the maximum. In Fig. 2, we plot the QFI of acceleration F_a as a function of a and θ for $\tau = 0.1$, $\tau = 5$, and $\tau = 9$. From the left panel, we find that the QFI is the periodic function of the initial state parameter θ in a very short time, and F_a takes the maximum at $\theta = \pi$ which corresponds to the ground state of the atom. However, the periodicity gradually fades away with the evolution of time as shown in the middle panel and right panel. In the right panel of Fig. 3, F_a goes to the maximum for any θ beyond a certain time. Therefore, the optimal precision of estimation is achieved when choosing an appropriate range.

B. Estimation of acceleration with a boundary

We add a boundary at $z = 0$ and consider an atom moving in the $x - y$ plane at a distance z from the boundary. Then, the two-point function in this case is expressed as

$$G^+(x, x') = G^+(x, x')_0 + G^+(x, x')_b, \quad (19)$$

where $G^+(x, x')_0$ is the two-point function in the unbounded case which has already been calculated above, and

$$G^+(x, x')_b = -\frac{1}{4\pi^2} \frac{1}{(x - x')^2 + (y - y')^2 + (z + z')^2 - (t - t' - i\varepsilon)^2}, \quad (20)$$

gives the correction due to the presence of the boundary. Similarly, we have

$$G^+(x, x') = -\frac{1}{4\pi^2} \frac{1}{4z^2 - (\Delta\tau - i\varepsilon)^2 - a^2(\Delta\tau - i\varepsilon)^4/12}. \quad (21)$$

The Fourier transformations of the correlation function can be written as

$$\begin{aligned} \mathcal{G}(\omega_0) = & \frac{\omega_0}{2\pi} \left[1 + \frac{a}{4\sqrt{3}\omega_0} e^{-\frac{2\sqrt{3}\omega_0}{a}} - \frac{\sqrt{3}a}{\sqrt{-3 + \sqrt{9 + 12a^2z^2}}\sqrt{6 + 8a^2z^2}\omega_0} \sin \frac{\sqrt{-6 + 2\sqrt{9 + 12a^2z^2}}\omega_0}{a} \right. \\ & \left. - \frac{\sqrt{3}a}{2\sqrt{3 + \sqrt{9 + 12a^2z^2}}\sqrt{6 + 8a^2z^2}\omega_0} e^{-\frac{\sqrt{6 + 2\sqrt{9 + 12a^2z^2}}\omega_0}{a}} \right], \end{aligned} \quad (22)$$

$$\mathcal{G}(-\omega_0) = \frac{\omega_0}{2\pi} \left[\frac{a}{4\sqrt{3}\omega_0} e^{-\frac{2\sqrt{3}\omega_0}{a}} - \frac{\sqrt{3}a}{2\sqrt{3 + \sqrt{9 + 12a^2z^2}}\sqrt{6 + 8a^2z^2}\omega_0} e^{-\frac{\sqrt{6 + 2\sqrt{9 + 12a^2z^2}}\omega_0}{a}} \right]. \quad (23)$$

In the following discussion, we use $\tau \rightarrow \tilde{\tau} \equiv \mu^2 \omega_0 \tau / 2\pi$, $a \rightarrow \tilde{a} \equiv a/\omega_0$, and $z \rightarrow \tilde{z} \equiv z\omega_0$. For simplicity, $\tilde{\tau}$, \tilde{a} and \tilde{z} will be written as τ , a and z . We can obtain the QFI of the acceleration F_a .

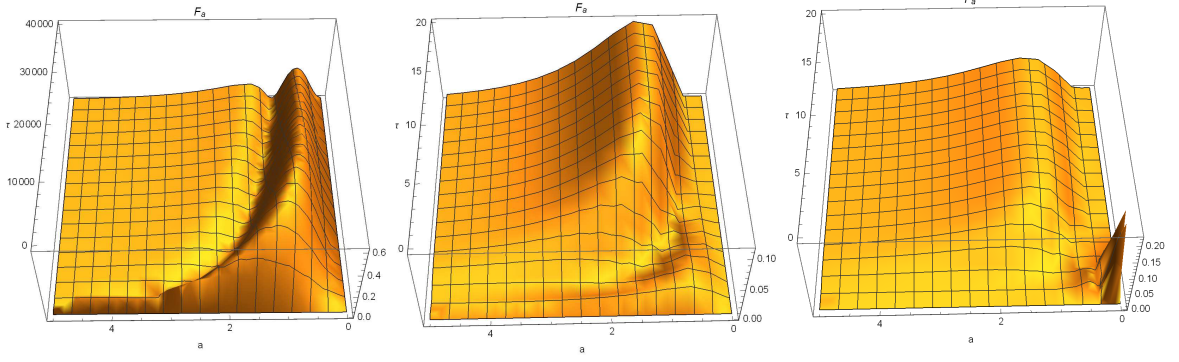


FIG. 4: The QFI of acceleration as a function of a and τ for $\theta = 0$. We take $z = 0.01$ (left panel), $z = 1$ (middle panel), and $z = 5$ (right panel).

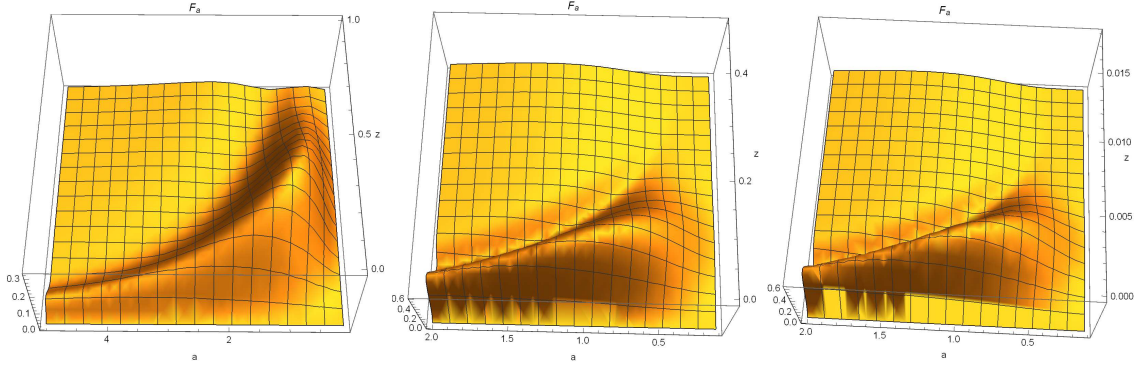


FIG. 5: The QFI of acceleration as a function of a and z for $\theta = 0$. We take $\tau = 5$ (left panel), $\tau = 100$ (middle panel), and $\tau = 80000$ (right panel).

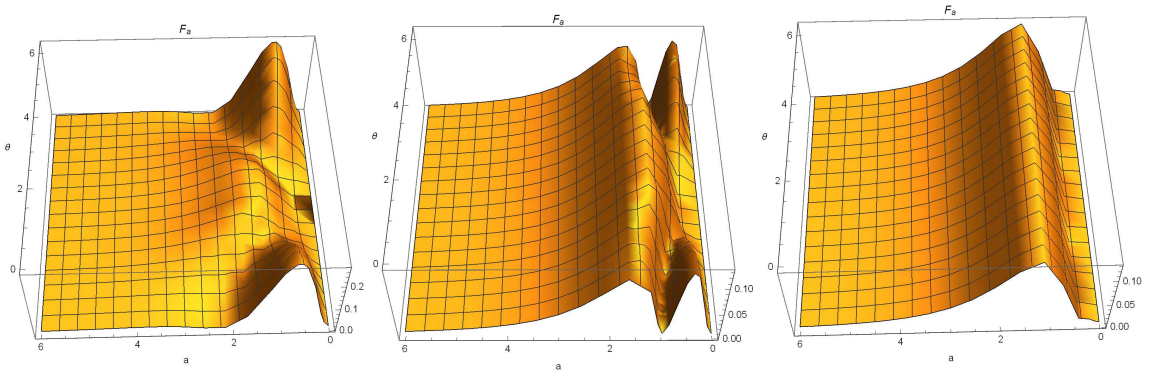


FIG. 6: The QFI of acceleration as a function of a and θ for $z = 0.5$. We take $\tau = 5$ (left panel), $\tau = 20$ (middle panel), and $\tau = 40$ (right panel).

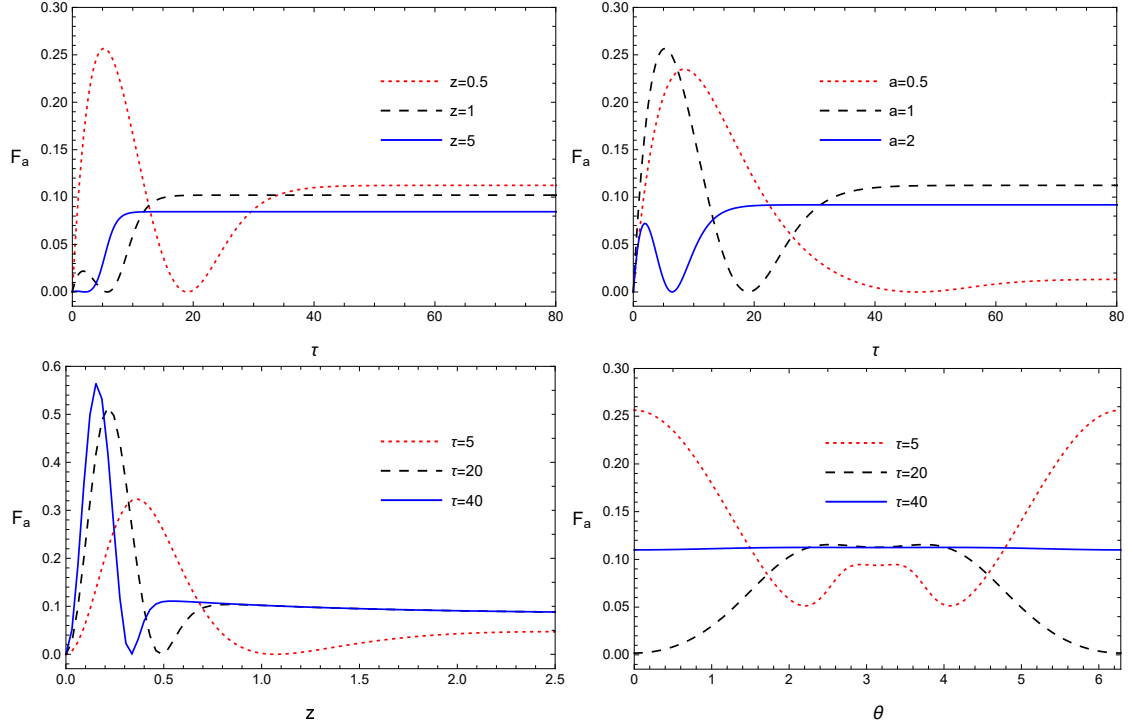


FIG. 7: The QFI of acceleration as a function of τ for $\theta = 0$ and $a = 1$ with different z in the top left panel, as a function of τ for $\theta = 0$ and $z = 0.5$ with different a in the top right panel, as a function of z for $\theta = 0$ and $a = 1$ with different τ in the bottom left panel, and as a function of θ for $z = 0.5$ and $a = 1$ with different τ in the bottom right panel.

We describe the QFI of acceleration with $z = 0.01$ (left panel), $z = 1$ (middle panel), and $z = 5$ (right panel) as a function of a and τ for $\theta = 0$ in Fig. 4. The QFI fluctuates, and we can obtain the larger peak value of F_a compared to the absence of a boundary. Fixing $\theta = 0$, we plot the QFI of acceleration with $\tau = 5$, $\tau = 100$, and $\tau = 80000$ as a function of a and z in Fig. 5. The maximum value of F_a is closer to the boundary for a longer time, which also can be seen in the top and bottom left panel of Fig. 7. In the top left panel of Fig. 7, we see that a larger stable value can be obtained at a smaller z . In the top right panel of Fig. 7, F_a with $a = 2$ reaches the stable value faster than $a = 1$ and $a = 0.5$, but slower than unbounded case. In Fig. 6, we depict the QFI of acceleration with $\tau = 5$ (left panel), $\tau = 20$ (middle panel), and $\tau = 40$ (right panel) as a function of a and θ for fixed $z = 0.5$. The QFI displays the periodicity with respect to θ . The periodicity lasts a longer time than the previous unbounded case, and gradually vanishes with the evolution of time. In the bottom right panel of Fig. 7, the QFI in the excited state ($\theta = 0$ and $\theta = 2\pi$) firstly takes the maximum and then takes the minimum, while arrives a stable value after a certain time. The behavior is contrast to that of F_a in the unbounded situation. The detection range of the acceleration has been expanded because of adding a boundary.

IV. QUANTUM ESTIMATION OF TEMPERATURE FOR A STATIC ATOM IMMERSED IN A THERMAL BATH WITHOUT AND WITH A BOUNDARY

A. Estimation of temperature for a static atom immersed in a thermal bath without boundary

In this section, we consider a static atom immersed in a thermal bath without boundary, and the field correlation function is given by

$$G^+(t, t') = -\frac{1}{4\pi^2} \sum_{m=-\infty}^{\infty} \frac{1}{(t - t' - im\beta - i\varepsilon)^2}. \quad (24)$$

The Fourier transformation of the field correlation function can be expressed as

$$\mathcal{G}(\lambda) = \frac{1}{2\pi} \frac{\lambda}{1 - e^{-\lambda/T}}, \quad (25)$$

where the temperature is $T = 1/\beta$.

The coefficients for the Kossakowski matrix are

$$\begin{aligned} A_0 &= \frac{\mu^2 \omega_0}{8\pi} \coth \frac{\omega_0}{2T}, \\ B_0 &= \frac{\mu^2 \omega_0}{8\pi}. \end{aligned} \quad (26)$$

In the following discussion, we use $t \rightarrow \tau \equiv \mu^2 \omega_0 t / (2\pi)$ and $T \rightarrow \tilde{T} \equiv T / \omega_0$. For simplicity, \tilde{T} will be written as T . We can obtain the QFI of the temperature F_T .

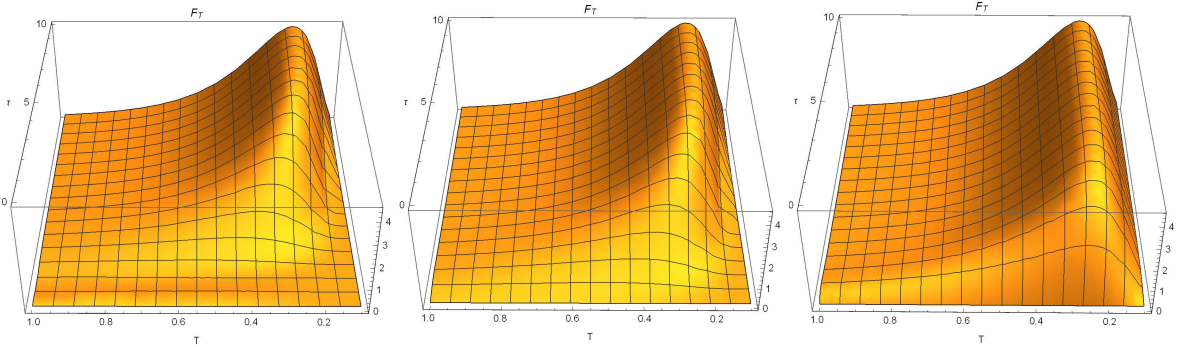


FIG. 8: The QFI of temperature as a function of the temperature T and the evolution time τ for different initial state parameters θ . We take $\theta = 0$ (left panel), $\theta = \pi/2$ (middle panel), and $\theta = \pi$ (right panel).

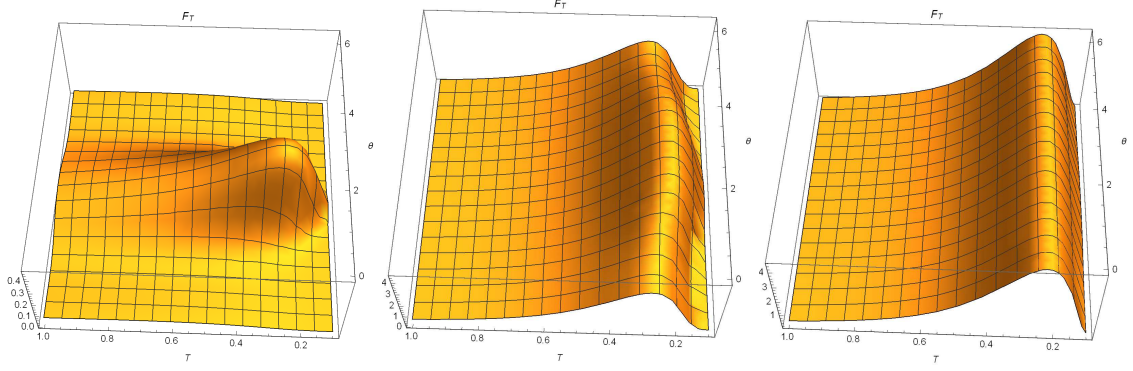


FIG. 9: The QFI of temperature as a function of the temperature T and the initial state parameter θ for different τ . We take $\tau = 0.1$ (left panel), $\tau = 5$ (middle panel), and $\tau = 9$ (right panel).

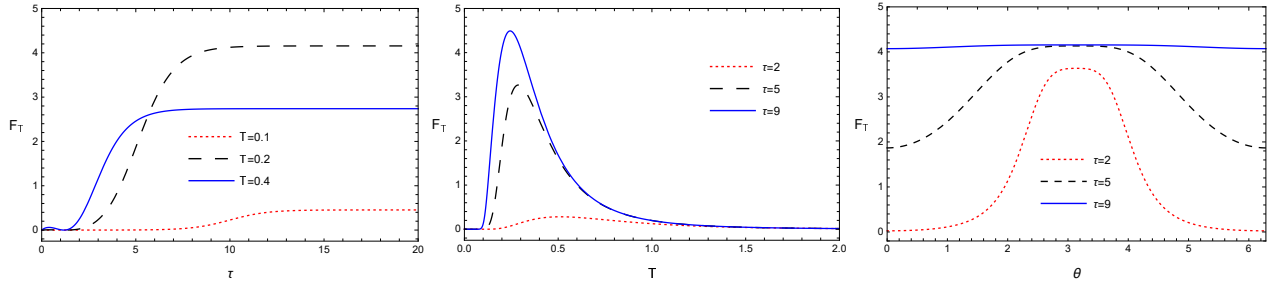


FIG. 10: The QFI of temperature as a function of τ for $\theta = 0$ with different T in the left panel, as a function of T for $\theta = 0$ with different τ in the middle panel, and as a function of θ for $T = 0.2$ with different τ in the right panel.

We plot the QFI of temperature as a function of T and τ for $\theta = 0$, $\theta = \pi/2$, and $\theta = \pi$ in Fig. 8. There exists a peak value of F_T for a certain time, indicating the optimal precision of estimation can be achieved when choosing the appropriate T and τ . We describe the QFI with different T as a function of τ for fixed $\theta = 0$ in the left panel of Fig. 10. The QFI with $T = 0.4$ arrives the maximum value quicker than $T = 0.1$ and $T = 0.2$. In the middle panel of Fig. 10, we find that the peak value of QFI increases with the evolution of time, and eventually reaches to the maximum. We depict the QFI of temperature as a function of T and θ for $\tau = 0.1$, $\tau = 5$, and $\tau = 9$ in Fig. 9. From the left panel, we see that different θ in general leads to the different QFI, and F_T takes the maximum at $\theta = \pi$. The periodicity gradually fades away with the evolution of time as shown in the middle panel and right panel. In the right panel of Fig. 10, beyond a certain time, the QFI can take the maximum for different θ .

B. Estimation of temperature for a static atom immersed in a thermal bath with a boundary

We consider a static atom immersed in a thermal bath with a boundary, and the field correlation function can be expressed as

$$G^+(t, t') = -\frac{1}{4\pi^2} \sum_{m=-\infty}^{\infty} \left[\frac{1}{(t - t' - im\beta - i\varepsilon)^2} - \frac{1}{(t - t' - im\beta - i\varepsilon)^2 - (2z)^2} \right]. \quad (27)$$

The Fourier transformation of the field correlation function is

$$\mathcal{G}(\lambda) = \frac{1}{2\pi} \frac{\lambda}{1 - e^{-\lambda/T}} - \frac{1}{2\pi} \frac{\lambda}{1 - e^{-\lambda/T}} \frac{\sin(2z\lambda)}{2z\lambda}, \quad (28)$$

with the temperature $T = 1/\beta$.

The coefficients for the Kossakowski matrix are given by

$$\begin{aligned} A_b &= \frac{\mu^2 \omega_0}{8\pi} \coth \frac{\omega_0}{2T} \left[1 - \frac{\sin(2z\omega_0)}{2z\omega_0} \right], \\ B_b &= \frac{\mu^2 \omega_0}{8\pi} \left[1 - \frac{\sin(2z\omega_0)}{2z\omega_0} \right]. \end{aligned} \quad (29)$$

In the following discussion, we use $t \rightarrow \tau \equiv \mu^2 \omega_0 t / (2\pi)$, $T \rightarrow \tilde{T} \equiv T/\omega_0$, and $z \rightarrow \tilde{z} \equiv z\omega_0$. For simplicity, \tilde{T} and \tilde{z} will be written as T and z . We can obtain the QFI of the temperature F_T .

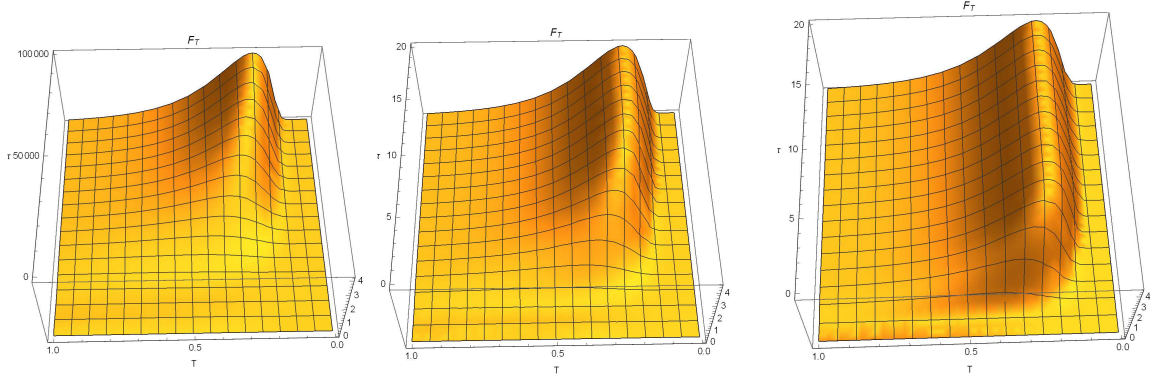


FIG. 11: The QFI of temperature as a function of T and τ for $\theta = 0$. We take $z = 0.01$ (left panel), $z = 1$ (middle panel), and $z = 5$ (right panel).

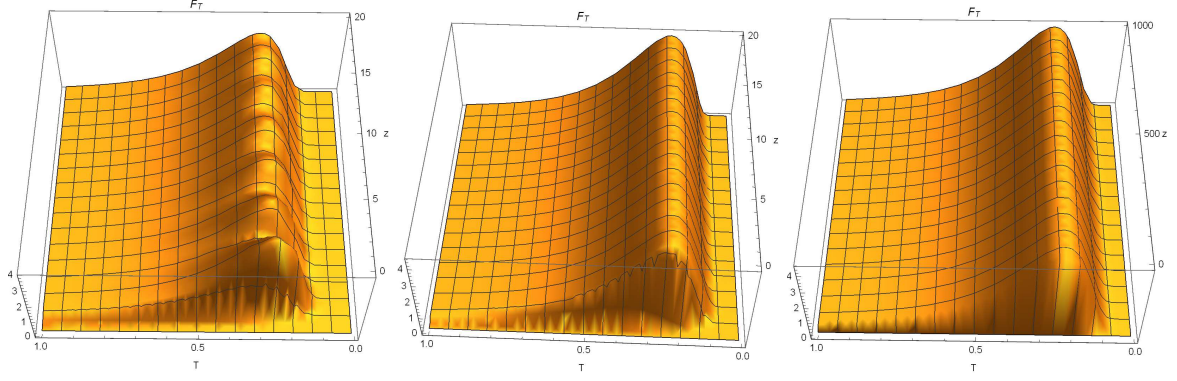


FIG. 12: The QFI of temperature as a function of T and z for $\theta = 0$. We take $\tau = 5$ (left panel), $\tau = 10$ (middle panel), and $\tau = 80000$ (right panel).

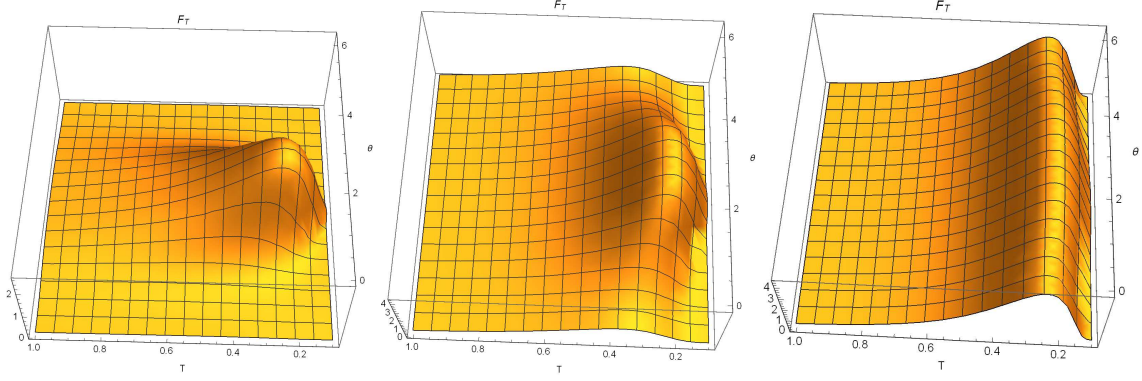


FIG. 13: The QFI of temperature as a function of T and θ for $z = 0.5$. We take $\tau = 5$ (left panel), $\tau = 20$ (middle panel), and $\tau = 40$ (right panel).

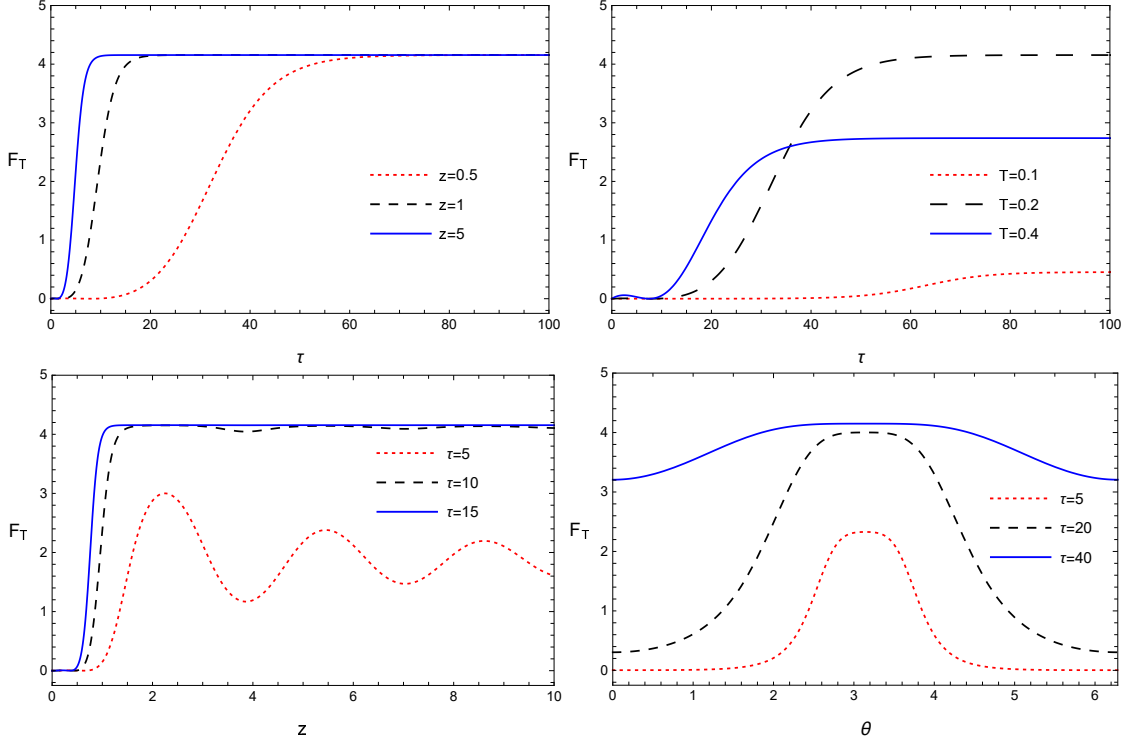


FIG. 14: The QFI of temperature as a function of τ for $\theta = 0$ and $T = 0.2$ with different z in the top left panel, as a function of τ for $\theta = 0$ and $z = 0.5$ with different T in the top right panel, as a function of z for $\theta = 0$ and $T = 0.2$ with different τ in the bottom left panel, and as a function of θ for $z = 0.5$ and $T = 0.2$ with different τ in the bottom right.

We present the QFI of temperature with $z = 0.01$ (left panel), $z = 1$ (middle panel), and $z = 5$ (right panel) as a function of T and τ for fixed $\theta = 0$ in Fig. 11. Added a boundary, F_T takes a longer time to reach the maximum with the smaller z , which is different from F_a . We plot the QFI of temperature with $\tau = 5$ (left panel), $\tau = 10$ (middle panel), and $\tau = 80000$ (right panel) as a function of T and z for $\theta = 0$ in Fig. 12. In a very short time, we see that F_T fluctuates along z from the left panel, and the fluctuation fades rapidly as shown in the middle panel. The maximum value of F_T can be obtained far away from the boundary for a longer time. In the top left panel of Fig. 14, the maximum of QFI is same towards different z . The QFI with $T = 0.4$ arrives the maximum value faster than $T = 0.1$ and $T = 0.2$ in the top right panel of Fig. 14, but slower than unbounded circumstance. In the bottom left panel of Fig. 14, the QFI has a large fluctuation with respect to z in a short time. After a certain time, the QFI reaches the maximum quickly. We depict the QFI of temperature with $\tau = 5$ (left panel), $\tau = 20$ (middle panel), and $\tau = 40$ (right panel) as a function of T and θ for $z = 0.5$ in Fig. 13. In a very short time, the QFI varies periodically with the initial state parameter θ . The periodicity lasts a longer time than unbounded case. From the left panel, F_T firstly takes the maximum at $\theta = \pi$. In the bottom right panel of Fig. 14, F_T will takes the maximum with different θ

after a certain time, which is in strong contrast to the behavior of F_a with a boundary.

Compare with previous studies [25], we consider a circular Unruh effect, which provides a reference for experiments. What is more, we also study the properties of the systems in detail. Such as the QFI with the larger a reaches the stable value faster than that of the smaller a , and the QFI with the larger T arrives the maximum value quicker than that of the smaller T . With a boundary, the QFI of acceleration for the atom in the excited state firstly takes the maximum and then takes the minimum in a special case, while it reaches a stable value for different initial state after a certain time. The maximum for the QFI of temperature is same towards different z .

V. CONCLUSION

In the open quantum systems, we have investigated the QFI of acceleration for a circularly accelerated two-level atom coupled to a scalar field without and with a reflecting boundary in the ultra-relativistic limit. F_a with the larger a reaches the stable value faster than that of the smaller a . Without a boundary, there exists a peak value of QFI with a certain time, which indicates the optimal precision of estimation can be achieved when choosing an appropriate range. In a very short time, F_a is the periodic function of the initial state parameter θ , and firstly takes the maximum in the ground state of the atom. However, the periodicity fades away with the evolution of time. With a boundary, we can obtain a larger peak value compared to the unbounded case. The detection range of acceleration has been expanded, which indicates the QFI is protected by the boundary. The maximum value of F_a is closer to the boundary for a longer time. The QFI in the excited state firstly takes the maximum and then takes the minimum in a special case, while it reaches a stable value for different initial state after a certain time. The behavior is in strong contrast to that in the unbounded case.

Besides, we have studied the QFI of temperature for a static atom immersed in a thermal bath without and with a boundary. The QFI with the larger T arrives the maximum value quicker than that of the smaller T . Without a boundary, the behavior of F_T shows the similarities with F_a . With a boundary, F_T takes a longer time to reach the maximum with the smaller z . In a short period, we found that F_T fluctuates along z , but the fluctuation vanishes quickly. The maximum for the QFI of temperature is same towards different z . F_T firstly takes the maximum in the ground state, which is different from the behavior of F_a with a boundary. Both F_T and F_a with a boundary last a longer time than unbounded case. The results provide references for the relevant experiments.

Acknowledgments

This work was supported by the National Natural Science Foundation of China under Grants No. 11705144, No. 11775076, and No. 11875025.

-
- [1] S. A. Fulling, Phys. Rev. D **7**, 2850 (1973).
 - [2] S. W. Hawking, Nature(London) **248**, 30 (1974).
 - [3] S. W. Hawking, Commun. Math. Phys. **43**, 199 (1975).
 - [4] P. C. W. Davies, J. Phys. A **8**, 609 (1975).
 - [5] W. G. Unruh, Phys. Rev. D **14**, 870 (1976).
 - [6] N. D. Birrell, P. C. W. Davies, Quantum Fields in Curved Space, Cambridge university press, Cambridge (1982).
 - [7] G. W. Gibbons and S. W. Hawking, Phys. Rev. D **15**, 2738 (1977).
 - [8] W. G. Unruh and R. M. Wald, Phys. Rev. D **25**, 942 (1982).
 - [9] W. G. Unruh and R. M. Wald, Phys. Rev. D **27**, 2271 (1983).
 - [10] R. Bousso, Rev. Mod. Phys. **74**, 825 (2002).
 - [11] A. Higuchi, G. E. A. Matsas, and D. Sudarsky, Phys. Rev. D **46**, 3450 (1992).
 - [12] A. Higuchi, G. E. A. Matsas, and D. Sudarsky, Phys. Rev. D **45**, R3308(R) (1992).
 - [13] J. Audretsch and R. Müller, Phys. Rev. A **50**, 1755 (1994).
 - [14] G. E. A. Matsas and D. A. T. Vanzella, Phys. Rev. D **59**, 094004 (1999).
 - [15] D. A. T. Vanzella and G. E. A. Matsas, Phys. Rev. Lett. **87**, 151301 (2001).
 - [16] F. Benatti and R. Floreanini, Phys. Rev. A **70**, 012112 (2004).
 - [17] J. Zhang and H. Yu, Phys. Rev. D **75**, 104014 (2007).
 - [18] L. C. B. Crispino, A. Higuchi, and G. E. A. Matsas, Rev. Mod. Phys. **80**, 787 (2008).
 - [19] K. Brádler, P. Hayden and P. Panangaden, J. High Energy Phys. **08**, 074 (2009).
 - [20] K. Brádler, C. Adami, J. High Energy Phys. **05**, 095 (2014).
 - [21] Y. Jin, J. Hu, and H. Yu, Phys. Rev. A **89**, 064101 (2014).
 - [22] J. Wang, Z. Tian, J. Jing and H. Fan, Sci. Rep. **4**, 7195 (2014).
 - [23] Z. Tian, J. Wang, H. Fan and J. Jing, Sci. Rep. **5**, 7946 (2015).
 - [24] C. A. Uliana Lima, F. Brito, J. A. Hoyos, and D. A. Turolla Vanzella, Nat. Commun. **10**, 3030 (2019).
 - [25] Z. Zhao, Q. Pan, and J. Jing, Phys. Rev. D **101**, 056014 (2020).
 - [26] P. Ehrenfest, Physikalische Zeitschrift, **10**, 918(1909).
 - [27] J. R. Letaw and J. D. Pfausch, Phys. Rev. D **22**, 1345 (1980).
 - [28] J. S. Bell and J. M. Leinaas, Nucl. Phys. B **212**, 131 (1983).
 - [29] J. S. Bell and J. M. Leinaas, Nucl. Phys. B **284**, 488 (1987).
 - [30] C. W. Helstrom, Quantum Detection and Estimation Theory (Academic, New York, 1976).
 - [31] A. S. Holevo, Probabilistic and Statistical Aspects of Quantum Theory (North-Holland, Amsterdam, 1982).
 - [32] H. Cramér, Mathematical Methods of Statistics (Princeton University, Princeton, NJ, 1946).
 - [33] V. Buzek, R. Derka, and S. Massar, Phys. Rev. Lett. **82**, 2207 (1999).
 - [34] N. Poli, F.-Y. Wang, M. G. Tarallo, A. Alberti, M. Prevedelli, and G. M. Tino, Phys. Rev. Lett **106**, 038501 (2011).
 - [35] N. Li and S. Luo, Phys. Rev. A **88**, 014301 (2013).
 - [36] V. Giovannetti, S. Lloyd, and L. Maccone, Science **306**, 1330 (2004).
 - [37] V. Giovannetti, S. Lloyd, and L. Maccone, Phys. Rev. Lett. **96**, 010401 (2006).
 - [38] V. Giovannetti, S. Lloyd, and L. Maccone, Nat. Photonics. **5**, 222 (2011).
 - [39] Y. Yao, X. Xiao, Li Ge, X.G. Wang, and C. P. Sun Phys. Rev. A **89**, 042336 (2014).
 - [40] Y. Jin and H. Yu, Phys. Rev. A **91**, 022120 (2015).
 - [41] M. A. Rajabpour, Phys. Rev. D **96**, 126007 (2017).
 - [42] M. Gessner and A. Smerzi, Phys. Rev. A **97**, 022109 (2018).
 - [43] F. Frowis, M. Fadel, P. Treutlein, N. Gisin, and N. Brunner, Phys. Rev. A **99**, 040101(R) (2019).
 - [44] Y. Yang, J. Jing, and Z. Zhao, Quantum Inf. Process. **18**, 120 (2019).
 - [45] S. L. Braunstein and C. M. Caves, Phys. Rev. Lett. **72**, 3439(1994)
 - [46] W. Zhong, Z. Sun, J. Ma, X. Wang, and F. Nori, Phys. Rev. A **87**, 022337 (2013).
 - [47] V. Gorini, A. Kossakowski, and E. C. G. Surdarshan, J. Math. Phys. (N.Y.) **17**, 821 (1976).
 - [48] G. Lindblad, Commun. Math. Phys. **48**, 119 (1976).
 - [49] F. Benatti, R. Floreanini, and M. Piani, Phys. Rev. Lett. **91**, 070402 (2003).
 - [50] F. Benatti and R. Floreanini, J. Opt. B **7**, S429 (2005).