

Type-III Dirac Cones from Degenerate Directionally Flat Bands: Viewpoint from Molecular-Orbital Representation

Tomonari Mizoguchi* and Yasuhiro Hatsugai

Department of Physics, University of Tsukuba, Tsukuba, Ibaraki 305-8571, Japan

We present a systematic method of creating type-III Dirac cones from degenerate directionally flat bands. Here, the directionally flat band means a completely dispersionless band only in a certain direction. The key strategy is to retain one of the directionally flat bands while making the other dispersive, by adding a perturbation having a selected form of a Hamiltonian matrix. Such a form of a perturbation is found by using the “molecular-orbital representation” which we have developed to describe flat-band models. The models thus obtained host type-III Dirac cones even without fine-tuning hopping parameters. To demonstrate the ubiquity of this method, we study concrete examples of two-band models and a four-band model.

Introduction.— Condensed matter realization of Dirac fermions has been of particular interest for decades. Successful fabrication of graphene^{1–3)} boosted this research field. Nowadays, it is found that the Dirac fermions are ubiquitously realized in various materials, both in (quasi-) two dimensions (2D)^{4–8)} and three dimensions (3D).^{9–18)}

One of the characteristic features of Dirac fermions in condensed matter systems is the spatial anisotropy, originating from lattice structures and/or orbital characters. Remarkably, the shape of the Fermi surface can be changed while keeping the band touching point between conduction and valence bands. Specifically, there are three types of Dirac fermions: type-I, type-II, and type-III. In 2D, the classification of these three is associated with the shape of equi-energy surface. For the type-I, the equi-energy surface around the Dirac point is shaped in ellipse. For the type-II, the equi-energy surface around the Dirac point turns to hyperbola. The type-III is a critical point between the type-I and type-II, where one of the bands forming the cone is completely flat in a certain direction, resulting in the straight-line-shaped Fermi surface. We note that this classification also holds in 3D, although possible shapes of equi-energy surface may be more abundant. From this definition, one finds that the type-III is rare compared with the types I and II, but it started to attract attentions recently,^{19–29)} in particular, as an analog of black-hole event horizon in condensed matters.^{19–21,30)}

For further studies of possible intriguing physics of type-III Dirac fermions such as orbital magnetism,^{31–35)} correlations effects (both short-ranged and long-ranged ones),^{36–41)} magnetic-field-induced phenomena,^{42–47)} impurity effects,^{48–50)} superconductivity,^{51,52)} non-Hermiticity,^{53–58)} etc., which have been intensively studied for type-I and type-II Dirac fermions, search for simple lattice models hosting type-III Dirac cones is highly desirable. Such models are also suitable for artificial-materials realization. However, it is naively expected that one needs quantitative fine-tuning of parameters to obtain the type-III Dirac fermions, since it is a critical point between the tilted type-I and the type-II. Then, the following question arises: Can we construct lattice modes of the type-III Dirac cones in a systematic manner?

In this letter, we propose a systematic scheme to construct lattice models hosting type-III Dirac fermions. Our main idea relies on the molecular-orbital (MO) representation,^{59–62)} which we have developed to understand and design flat-band models. Considering the fact that the type-III Dirac cones host the flat branch in a certain direction, it is natural that the scheme to describe flat-band models can be utilized to tailor the type-III Dirac cones.

The model construction discussed here consists of two steps. Firstly, we start from the models where zero modes present on certain lines in the Brillouin zone, which we call a “directionally flat band”, and these modes are doubly degenerate. Secondly, we add a perturbation such that one of the degenerate directionally flat bands remains to be flat while the other penetrates this band, the crossing point of which is nothing but a type-III Dirac cone (Fig. 1).

We demonstrate how this idea works in both minimal two-band models and models with more than three bands. We present the concrete examples on square and diamond lattices for the two-band case, and the two-dimensional Su-Schrieffer-Heeger (2D SSH) model^{63–66)} for the four-band case. In these examples, though the form of the matrix is rather restricted, fine-tuning of parameters is not needed to obtain the type-III Dirac fermions. Therefore, our scheme will open up a way to investigation of the physical properties of the type-III Dirac fermions on simple lattice models, and realization of these models in artificial topological systems such as mechanical systems, electric circuits, photonic crystals and phononic crystals.

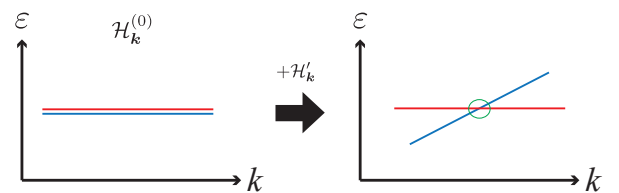


Fig. 1. (Color online) Schematic figure of our method of creating type-III Dirac cones. The left panel represents the degenerate directionally flat bands and the right panel represents the type-III Dirac cone obtained by making the blue branch dispersive while keeping the red branch flat.

*mizoguchi@rhodia.ph.tsukuba.ac.jp

Two-band models.— Let us first consider the two-band models. We begin our argument with a conventional form of Dirac Hamiltonian, $\mathcal{H}_k^{(0)} = \mathbf{d}_k \cdot \boldsymbol{\sigma}$, where \mathbf{k} denotes the wave vector in 2D or 3D, and $\boldsymbol{\sigma} = (\sigma_x, \sigma_y, \sigma_z)$ are Pauli matrices. We assume the existence of the doubly-degenerate zero mode along certain straight lines in the Brillouin zone, labeled by L_j . We refer to this band structure the degenerate directionally flat band. For the Dirac Hamiltonian, this means that $\mathbf{d}_k = 0$ on $\mathbf{k} \in L_j$. Although this is a rather restricted situation, there exist several well-known examples, as we will show later.

To create the type-III Dirac cones, we need to modify the model such that one of the degenerate directionally flat bands is remained to be flat, while the other is dispersive and intersects the directionally flat band. To do this, we modify the Hamiltonian as $\mathcal{H}_k^{\text{tot}} = \mathcal{H}_k^{(0)} + \mathcal{H}'_k$, where

$$\mathcal{H}'_k = \begin{pmatrix} a_k & a_k e^{-i\phi_k} \\ a_k e^{i\phi_k} & a_k \end{pmatrix}, \quad (1)$$

with a_k and ϕ_k being the real functions of \mathbf{k} . In fact, \mathcal{H}'_k is a “flat-band” Hamiltonian, as the rank of the Hamiltonian is 1 rather than 2. To be specific, \mathcal{H}'_k can be written as $\mathcal{H}'_k = a_k \mathbf{x}_0 \mathbf{x}_0^\dagger$ with $\mathbf{x}_0 = (1, e^{i\phi_k})^T$, hence the vector $(1, -e^{i\phi_k})^T$, which is orthogonal to \mathbf{x}_0^\dagger , becomes zero-energy eigenvector regardless of \mathbf{k} . Such a representation of the Hamiltonian matrix by using the non-square matrix is called the MO representation, and, it is useful to study and design flat-band models.^{59–62} In the following, for simplicity, we consider the case of $\phi_k = 0$.

On $\mathbf{k} \in L_j$, we have $\mathcal{H}_k^{\text{tot}} = \mathcal{H}'_k$ as $\mathcal{H}_k^{(0)} = 0$. Then, the dispersion relation along this line becomes $\varepsilon_k = 0, 2a_k$. This means that, if the sign change of a_k occurs at a certain point on L_j , that point naturally becomes a type-III Dirac point. Notably, a_k can be chosen flexibly as far as this condition is satisfied, so the fine-tuning of parameters is not needed.

We demonstrate how this idea works in the concrete examples. The first example is the square-lattice model in 2D

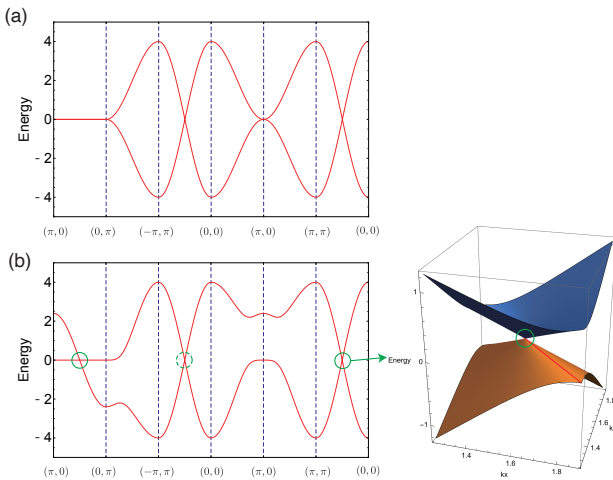


Fig. 2. (Color online) (a) The band structure of the square-lattice model with the spin-dependent nearest-neighbor hopping with $t = -1$. (b) The band structure for the model with the additional nearest-neighbor hoppings with $t = -1$ and $t' = -0.3$. The green solid and dashed circles denote the type-III Dirac cones, on the lines of $k_x + k_y = \pi$ and $k_x + k_y = -\pi$, respectively, and the red line in the 3D plot is the flat branch of the Dirac cone.

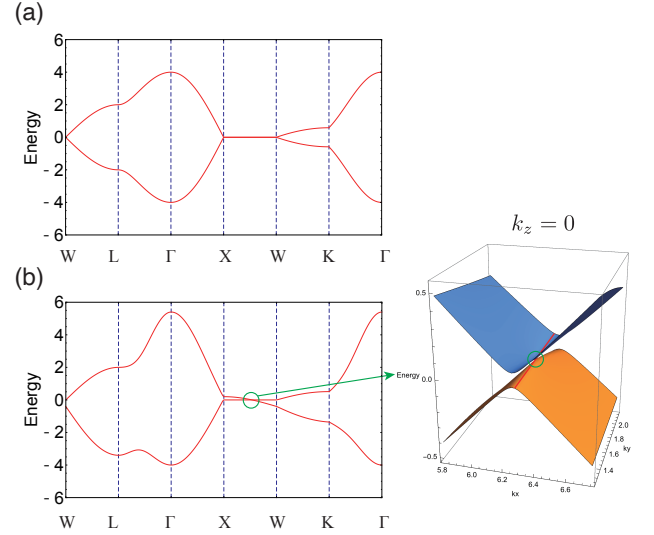


Fig. 3. (Color online) (a) The band structure of the nearest-neighbor hopping model on a diamond lattice with $t = 1$. (b) The band structure of the modified model with $(t, \lambda_1, \lambda_2, \lambda_3) = (1, 0.2, 0.1, 0.05)$. The green circle denotes the type-III Weyl point, and the red line in the 3D plot is the flat branch. The coordinates of the high-symmetry points are $\Gamma = (0, 0, 0)$, $X = (2\pi, 0, 0)$, $W = (2\pi, \pi, 0)$, $K = (\frac{3\pi}{2}, \frac{3\pi}{2}, 0)$, and $L = (\pi, \pi, \pi)$.

for spinful fermions. The original Hamiltonian $\mathcal{H}_k^{(0)}$ is chosen to be the nearest-neighbor hopping model, but the sign of the transfer depends on the spin.⁶⁷ Namely, we take $\mathbf{d}_k = (0, 0, d_k^z)$ with $d_k^z = 2t(\cos k_x + \cos k_y)$. d_k^z becomes zero for the lines $k_x + k_y = \pm\pi$, i.e., the directionally flat band is formed on these lines [Fig. 2(a)].

As for the additional term, we set a_k as

$$a_k = 2t'(\cos k_x - \cos k_y). \quad (2)$$

It is, however, to be emphasized that a_k is not necessarily chosen in this form. We also note that \mathcal{H}'_k corresponds to the nearest-neighbor hoppings whose sign is opposite in x direction is opposite to y direction, for both spin-conserved and spin-flipping channels. a_k becomes zero when $k_x = \pm k_y$. Then, from our generic argument, the type-III Dirac points appear at the intersections of $k_x + k_y = \pm\pi$ and $k_x = \pm k_y$, that are, $\mathbf{k} = (\pm\frac{\pi}{2}, \pm\frac{\pi}{2})$. In Fig. 2(b), we plot the band structure for the model $\mathcal{H}_k^{(0)} + \mathcal{H}'_k$. We indeed find the type-III Dirac points at those points.

The second example is the diamond-lattice model in 3D for spinless fermions, where we can create the type-III Weyl semimetal. The original Hamiltonian $\mathcal{H}_k^{(0)}$ is again chosen to be the simple nearest-neighbor hopping model. The corresponding \mathbf{d}_k is $(d_k^x, d_k^y, 0)$ with $d_k^x = t(1 + \cos \mathbf{k} \cdot \mathbf{a}_1 + \cos \mathbf{k} \cdot \mathbf{a}_2 + \cos \mathbf{k} \cdot \mathbf{a}_3)$ and $d_k^y = t(\sin \mathbf{k} \cdot \mathbf{a}_1 + \sin \mathbf{k} \cdot \mathbf{a}_2 + \sin \mathbf{k} \cdot \mathbf{a}_3)$; here $\mathbf{a}_1 = (0, \frac{1}{2}, \frac{1}{2})$, $\mathbf{a}_2 = (\frac{1}{2}, 0, \frac{1}{2})$, and $\mathbf{a}_3 = (\frac{1}{2}, \frac{1}{2}, 0)$ are three lattice vectors. This model hosts doubly-degenerate directionally flat band on X-W lines, i.e., the line on $(2\pi, k_y, 0)$, as shown in Fig. 3(a).

To realize the type-III Weyl semimetal, we again add \mathcal{H}'_k . In the present model, we choose

$$a_k = 2\lambda_1 \cos(\mathbf{k} \cdot \mathbf{a}_1) + 2\lambda_2 (\cos \mathbf{k} \cdot \mathbf{a}_2) + 2\lambda_3 \cos(\mathbf{k} \cdot \mathbf{a}_3). \quad (3)$$

Although this looks simple, the actual hoppings corresponding to a_k are more or less unnatural, namely, they are direction-selected second-neighbor hoppings between the sites on the same sublattice, and the nearest-neighbor and the third neighbor hoppings between the sites on the different sublattice. The band structure of the modified model is shown in Fig. 3(b). We see the Weyl point between X and W, where $a_k = 0$ is satisfied. Hence, the type-III Weyl semimetal is realized in this model.

Beyond two-band models.— Next, we consider the models having more than three internal degrees of freedom, where the existence of degenerate directionally flat bands is not necessarily the consequence of the Hamiltonian matrix being zero. In other words, the original Hamiltonian itself can be written by the MOs along certain lines. As a result, the form of the additional term becomes less restricted, which allows us to construct more feasible models compared with the two-band models.

For concreteness, let us consider the 2D SSH model^{63–66} [Fig. 4(a)], whose Hamiltonian matrix is given as

$$\mathcal{H}_k^{(0)} = \begin{pmatrix} 0 & 0 & \alpha_{k_x} & \beta_{k_y} \\ 0 & 0 & \beta_{k_y}^* & \alpha_{k_x}^* \\ \alpha_{k_x}^* & \beta_{k_y} & 0 & 0 \\ \beta_{k_x}^* & \alpha_{k_y} & 0 & 0 \end{pmatrix}, \quad (4)$$

where $\alpha_{k_x} = t_a + t_b e^{-ik_x}$ and $\beta_{k_y} = t_a + t_b e^{-ik_y}$. In this model, the dispersion relation can be obtained as $\varepsilon_k = \pm |\alpha_{k_x}| \pm |\beta_{k_y}|$. From this expression, we find that there exists a doubly-degenerate zero-energy directionally flat band in the Brillouin zone where $|\alpha| = |\beta|$ is satisfied.^{63–66} Specifically, this is satisfied on the lines $k_x = k_y$ and $k_x = -k_y$. In Fig. 4(b), we plot the band structure, where we indeed find the doubly-degenerate zero-energy directionally flat band on these lines.

To proceed, we employ the MO representation along these lines, namely, we rewrite the Hamiltonian matrix by using the non-square matrix. In the following, we focus on the line of $k_x = k_y$, but the similar argument holds for $k_x = -k_y$. Setting $k_x = k_y = k$, we have $\alpha_k = \beta_k$, which we denote $\gamma_k = |\gamma_k| e^{i\theta_k}$. Note that $|\gamma_k| \neq 0$ for any k if $|t_a| \neq |t_b|$. Let Ψ_k be a 4×2 matrix:

$$\Psi_k = \begin{pmatrix} e^{i\theta_k} & 0 \\ e^{-i\theta_k} & 0 \\ 0 & 1 \\ 0 & 1 \end{pmatrix}, \quad (5)$$

and h_k be a 2×2 matrix: $h_k = |\gamma_k| \sigma_x$. We call each column of Ψ_k a MO. Then, the Hamiltonian of Eq. (4) can be rewritten as

$$\begin{aligned} \mathcal{H}_{(k,k)}^{(0)} &= \begin{pmatrix} 0 & 0 & \gamma_k & \gamma_k \\ 0 & 0 & \gamma_k^* & \gamma_k^* \\ \gamma_k^* & \gamma_k & 0 & 0 \\ \gamma_k^* & \gamma_k & 0 & 0 \end{pmatrix} \\ &= \Psi_k h_k \Psi_k^\dagger. \end{aligned} \quad (6)$$

As Ψ_k^\dagger is a non-square matrix, the dimension of the kernel of Ψ_k^\dagger is finite; more precisely, we have $\dim [\text{Ker}(\Psi_k^\dagger)] = 2$. Hence, there exists two zero modes of $\mathcal{H}_{(k,k)}^{(0)}$ for any k .

Having this MO representation at hand, we now consider how to deform the doubly-degenerate flat band into the type-

III Dirac cone. Our strategy is to add \mathcal{H}'_k such that the Hamiltonian is written in the form

$$\mathcal{H}_{(k,k)}^{\text{tot}} = \mathcal{H}_{(k,k)}^{(0)} + \mathcal{H}'_{(k,k)} = \tilde{\Psi}_k \tilde{h}_k \tilde{\Psi}_k^\dagger, \quad (7)$$

where

$$\tilde{\Psi}_k = \begin{pmatrix} e^{i\theta_k} & 0 & 0 \\ e^{-i\theta_k} & 0 & 0 \\ 0 & 1 & 1 \\ 0 & 1 & -1 \end{pmatrix}, \quad (8)$$

and \tilde{h}_k satisfies $\det \tilde{h}_k = 0$ at some points on $k \in [-\pi, \pi]$; the second condition ensures that the band crossing between the directionally flat band and a dispersive band occurs.⁶¹ In $\tilde{\Psi}_k$, a new molecular orbital, $(0, 0, 1, -1)$, is added to Ψ_k . As $\tilde{\Psi}_k^\dagger$ is a 3×4 matrix and thus $\dim [\text{Ker}(\tilde{\Psi}_k^\dagger)] = 1$, one of the bands remains to be flat and to have zero energy. Then, the point satisfying $\det \tilde{h}_k = 0$ naturally becomes a type-III Dirac cone.

The above strategy can be realized by adding, for example, the following term:

$$\mathcal{H}'_k = \begin{pmatrix} 0 & 0 & 0 & 0 \\ 0 & 0 & 0 & 0 \\ 0 & 0 & 0 & t_{2x} e^{ik_x} + t_{2y} e^{-ik_y} \\ 0 & 0 & t_{2x} e^{-ik_x} + t_{2y} e^{ik_y} & 0 \end{pmatrix}, \quad (9)$$

which is schematically depicted by solid and dashed purple lines in Fig. 4(a). We again emphasize that this is not the only form of \mathcal{H}'_k that can realize the type-III Dirac cone. This additional term corresponds to the inter-unit-cell second-neighbor hoppings between sublattices 3 and 4. Then, the total Hamiltonian $\mathcal{H}_{(k,k)}^{\text{tot}}$ is indeed written in the form of Eq. (7), and the corresponding \tilde{h}_k is given as

$$\tilde{h}_k = \begin{pmatrix} 0 & |\gamma_k| & 0 \\ |\gamma_k| & f_k & ig_k \\ 0 & -ig_k & -f_k \end{pmatrix}, \quad (10)$$

where $f_k = \frac{(t_{2x} + t_{2y}) \cos k}{2}$ and $g_k = \frac{(t_{2x} - t_{2y}) \sin k}{2}$. From Eq. (10), one finds that $\det \tilde{h}_k = 0$ is satisfied when $f_k = 0$,⁶⁸ i.e., $t_{2x} + t_{2y} = 0$ or $k = \pm \frac{\pi}{2}$. For the former case, the doubly degenerate flat band remains along the entire line, while the latter case yields the type-III Dirac cone.

The resulting band structure is shown in Fig. 4(c). As expected, we obtain the type-III Dirac cones on the line of $k_x = k_y$, and they also appear on the line of $k_x = -k_y$. Note that the Dirac cone on the line $k_x = -k_y$ [a green dashed circle in Fig. 4(c)] is not located at $k_x = -k_y = \pm \frac{\pi}{2}$. This is due to the fact that \mathcal{H}'_k breaks the four-fold rotational symmetry. From the viewpoint of the MO representation, this is due to the fact that the form of \tilde{h} on the line of $k_x = -k_y$ is different from that on $k_x = k_y$.

Summary.— In summary, we have proposed a systematic construction of the type-III Dirac cones for simple lattice models. In short, our proposal is summarized as follows: it is not the model parameters but the form of the Hamiltonian matrix that is to be tuned to create the type-III Dirac cones. To be concrete, we start from the models having degenerate directionally flat band, and add a perturbation that can retain one of the directionally flat band while making the other intersect the flat band. We demonstrate how this idea works by presenting the examples of two-band models, i.e., the square-lattice model with spin-dependent hoppings and the diamond-

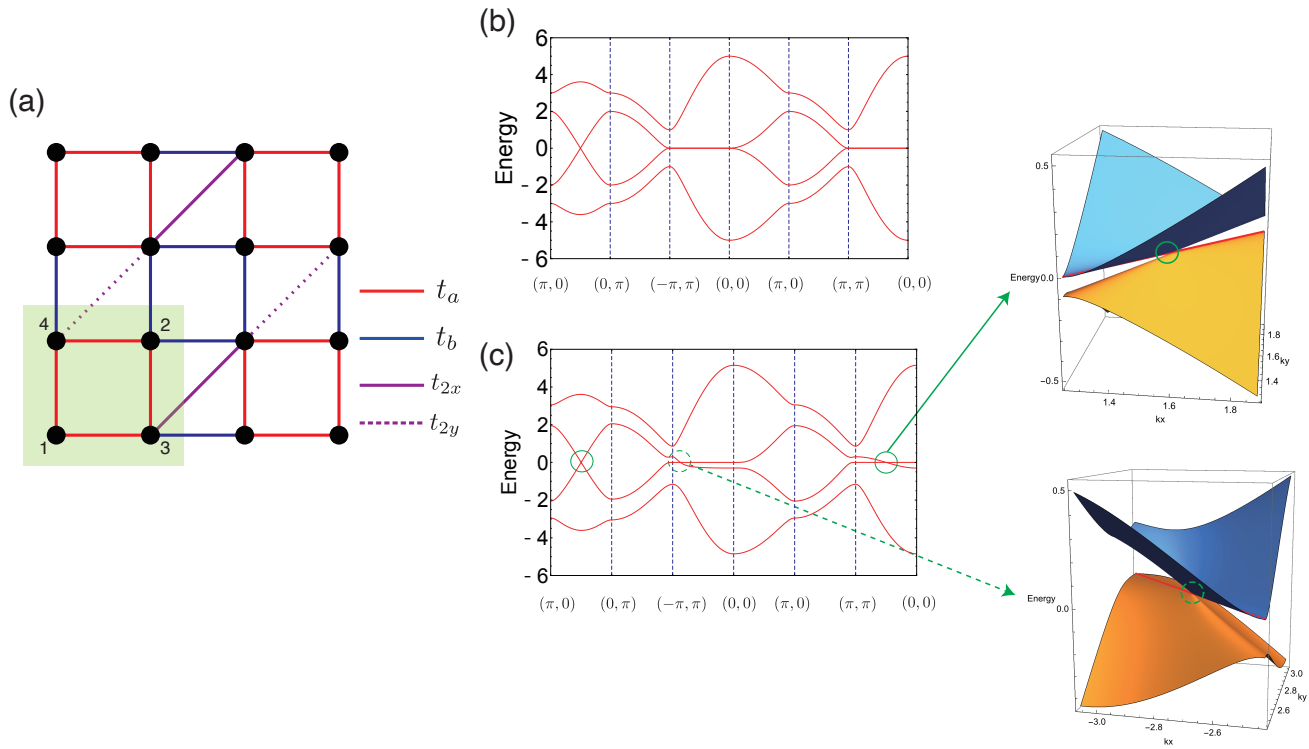


Fig. 4. (Color online) (a) Schematic figure of the modified 2D SSH model. The green shade represents the unit cell. The hoppings on red and blue bonds are t_a and t_b , respectively; those on solid and dashed purple bonds are t_{2x} and t_{2y} , respectively. For the conventional 2D SSH model, $t_{2x} = t_{2y} = 0$. (b) The band structure of the 2D SSH model with $t_a = 1$, $t_b = 1.5$, $t_{2x} = t_{2y} = 0$ (i.e., the conventional 2D SSH model), and (c) that of the 2D SSH model with $t_a = 1$, $t_b = 1.5$, $t_{2x} = 0.2$, and $t_{2y} = 0.1$. The green solid and dashed circles denote the type-III Dirac cones on the lines of $k_x = k_y$ and $k_x = -k_y$, respectively, and the red lines in the 3D plots are the flat branch of the Dirac cone.

lattice model, as well as the 2D SSH model which has four bands. For two-band cases, we start from the models where the Hamiltonian becomes zero along certain directions, and the additional term to lift the degeneracy of the directionally flat band is represented by the MO. For the 2D SSH model, the original Hamiltonian itself is represented by the MOs, thus the type-III Dirac cone is obtained by controlling the number of MOs we need to express the Hamiltonian. We hope that our scheme of the model construction is useful to further studies of the type-III Dirac cones in various aspects, including numerical studies on simple lattice models and the design of artificial materials.

Acknowledgement This work is supported by the JSPS KAKENHI, Grant Nos. JP17H06138 and JP20K14371 (TM), MEXT, Japan.

- 1) P. R. Wallace, Phys. Rev. **71**, 622 (1947).
- 2) K. S. Novoselov, A. K. Geim, S. V. Morozov, D. Jiang, Y. Zhang, S. V. Dubonos, I. V. Grigorieva, and A. A. Firsov, Science **306**, 666 (2004).
- 3) A. H. Castro Neto, F. Guinea, N. M. R. Peres, K. S. Novoselov, and A. K. Geim, Rev. Mod. Phys. **81**, 109 (2009).
- 4) S. Katayama, A. Kobayashi, and Y. Suzumura, J. Phys. Soc. Jpn. **75**, 054705 (2006).
- 5) M. O. Goerbig, J.-N. Fuchs, G. Montambaux, and F. Piéchon, Phys. Rev. B **78**, 045415 (2008).
- 6) M. Hirata, K. Ishikawa, K. Miyagawa, M. Tamura, C. Berthier, D. Basko, A. Kobayashi, G. Matsuno, and K. Kanoda, Nat. Commun. **7**, 12666 (2016).
- 7) Y. Ran, F. Wang, H. Zhai, A. Vishwanath, and D. H. Lee, Phys. Rev. B **79**, 014505 (2009).

- 8) T. Morinari, E. Kaneshita, and T. Tohyama, Phys. Rev. Lett. **105**, 037203 (2010).
- 9) P. Wolff, J. Phys. Chem. Solids **25**, 1057 (1964).
- 10) Y. Fuseya, M. Ogata, and H. Fukuyama, J. Phys. Soc. Jpn. **84**, 012001 (2015).
- 11) T. Kariyado and M. Ogata, J. Phys. Soc. Jpn. **80**, 083704 (2011); J. Phys. Soc. Jpn. **81**, 064701 (2012).
- 12) Z. K. Liu, B. Zhou, Y. Zhang, Z. J. Wang, H. M. Weng, D. Prabhakaran, S.-K. Mo, Z. X. Shen, Z. Fang, X. Dai, Z. Hussain, and Y. L. Chen, Science **343**, 864 (2014).
- 13) S. Borisenko, Q. Gibson, D. Evtushinsky, V. Zabolotnyy, B. Büchner, and R. J. Cava, Phys. Rev. Lett. **113**, 027603 (2014).
- 14) S. Murakami, New J. Phys. **9**, 356 (2007).
- 15) A. A. Burkov and L. Balents, Phys. Rev. Lett. **107**, 127205 (2011).
- 16) O. Vafek and A. Vishwanath, Annu. Rev. Condens. Matter Phys. **5**, 83 (2014).
- 17) N. P. Armitage, E. J. Mele, and A. Vishwanath, Rev. Mod. Phys. **90**, 015001 (2018).
- 18) A. Bernevig, H. Weng, Z. Fang, and X. Dai, J. Phys. Soc. Jpn. **87**, 041001 (2018).
- 19) G. E. Volovik, JETP Lett. **104**, 645 (2016).
- 20) G. E. Volovik, and K. Zhang, J. Low Temp. Phys. **189**, 276 (2017).
- 21) G. E. Volovik, Phys.-Usp. **61**, 89 (2018).
- 22) H. Liu, J.-T. Sun, C. Cheng, F. Liu, and S. Meng, Phys. Rev. Lett. **120**, 237403 (2018).
- 23) H. Huang, K.-H. Jin, and F. Liu, Phys. Rev. B **98**, 121110(R) (2018).
- 24) S. Fragos, R. Sant, C. Alvarez, E. Golias, J. Marquez-Velasco, P. Tsipas, D. Tsoutsou, S. Amini, A. Giamini, E. Xenogiannopoulou, H. Okuno, G. Renaud, O. Rader, and A. Dimoulas, Phys. Rev. Mater. **3**, 104201 (2019).
- 25) M. Miličević, G. Montambaux, T. Ozawa, O. Jamadi, B. Real, I. Sagnes, A. Lemaître, L. Le Gratiet, A. Harouri, J. Bloch, and A. Amo, Phys. Rev. X **9**, 031010 (2019).
- 26) J. Kim, S. Yu, and N. Park, Phys. Rev. Applied, **13**, 044015 (2020).

- 27) Y.-G. Chen, X. Luo, F.-Y. Li, B. Chen, and Y. Yu, Phys. Rev. B **101**, 035130 (2020).
- 28) L. Jin, H. C. Wu, B.-B. Wei, and Z. Song, Phys. Rev. B **101**, 045130 (2020).
- 29) Z. Gong, X. Shi, J. Li, S. Li, C. He, T. Ouyang, C. Zhang, C. Tang, and J. Zhong, Phys. Rev. B **101**, 155427 (2020).
- 30) K. Hashimoto and Y. Matsuo, arXiv:1911.04675.
- 31) H. Fukuyama and R. Kubo, J. Phys. Soc. Jpn. **28**, 570 (1970).
- 32) M. Koshino and T. Ando, Phys. Rev. B **76**, 085425 (2007); Phys. Rev. B **81**, 195431 (2010).
- 33) G. Gómez-Santos and T. Stauber, Phys. Rev. Lett. **106**, 045504 (2011).
- 34) A. Raoux, R. Piéchon, J.-N. Fuchs, and G. Montambaux, Phys. Rev. B **91**, 085120 (2015).
- 35) M. Ogata, J. Phys. Soc. Jpn. **85**, 104708 (2016).
- 36) Y. Otsuka and Y. Hatsugai, Phys. Rev. B **65**, 073101 (2002).
- 37) D. T. Son, Phys. Rev. B **75**, 235423 (2007).
- 38) Z. Y. Meng, T. C. Land, S. Wessel, F. F. Assaad, and A. Muramatsu, Nature (London) **464**, 847 (2010).
- 39) V. N. Kotov, B. Uchoa, V. M. Pereira, F. Guinea, and A. H. Castro Neto, Rev. Mod. Phys. **84**, 1067 (2012).
- 40) H. Isobe and N. Nagaosa, J. Phys. Soc. Jpn. **81**, 113704 (2012).
- 41) Y. Otsuka, S. Yunoki, and S. Sorella, Phys. Rev. X **6**, 011029 (2016).
- 42) A. A. Abrikosov, Phys. Rev. B **58**, 2788 (1998).
- 43) K. S. Novoselov, E. McCann, S. V. Morozov, V. I. Fal'ko, M. I. Katsnelson, U. Zeitler, D. Jiang, F. Schedin, and A. K. Geim, Nat. Phys. **2**, 177 (2006).
- 44) Y. Hatsugai, T. Fukui, and H. Aoki, Phys. Rev. B **74**, 205414 (2006).
- 45) K. Fukushima, D. E. Kharzeev, and H. J. Warringa, Phys. Rev. D **78**, 074033 (2008).
- 46) N. Tajima, T. Yamauchi, T. Yamaguchi, M. Suda, Y. Kawasugi, H. M. Yamamoto, R. Kato, Y. Nishio, and K. Kajita, Phys. Rev. B **88**, 075315 (2013).
- 47) Y. Hatsugai, T. Kawarabayashi, and H. Aoki, Phys. Rev. B **91**, 085112 (2015).
- 48) Y. Hatsugai and P. A. Lee, Phys. Rev. B **48**, 4204 (1993).
- 49) K. Nomura, M. Koshino, and S. Ryu, Phys. Rev. Lett. **99**, 146806 (2007).
- 50) T. Kanao, H. Matsuura, and M. Ogata, J. Phys. Soc. Jpn. **81**, 063709 (2012).
- 51) N. B. Kopnin, and E. B. Sonin, Phys. Rev. Lett. **100**, 246808 (2008); Phys. Rev. B **82**, 014516 (2010).
- 52) T. Mizoguchi and M. Ogata, J. Phys. Soc. Jpn. **84**, 084704 (2015).
- 53) V. Kozii and L. Fu, arXiv:1708.05841.
- 54) T. Yoshida, R. Peters, and N. Kawakami, Phys. Rev. B **98**, 035141 (2018).
- 55) R. Okugawa and T. Yokoyama, Phys. Rev. B **99**, 041202(R) (2019).
- 56) J. C. Budich, J. Carlström, F. K. Kunst, and E. J. Bergholtz, Phys. Rev. B **99**, 041406(R) (2019).
- 57) T. Yoshida, R. Peters, N. Kawakami, and Y. Hatsugai, Phys. Rev. B **99**, 121101(R) (2019).
- 58) M. Papaj, H. Isobe, and L. Fu, Phys. Rev. B **99**, 201107(R) (2019).
- 59) Y. Hatsugai and I. Maruyama, Europhys. Lett. **95**, 20003 (2011).
- 60) Y. Hatsugai, K. Shiraishi, and H. Aoki, New J. Phys. **17**, 025009 (2015).
- 61) T. Mizoguchi and Y. Hatsugai, Europhys. Lett. **127**, 47001 (2019).
- 62) T. Mizoguchi and Y. Hatsugai, Phys. Rev. B **101**, 235125 (2020).
- 63) M. Koshino, T. Morimoto, and M. Sato, Phys. Rev. B **90**, 115207 (2014).
- 64) F. Liu, and K. Wakabayashi, Phys. Rev. Lett. **118**, 076803 (2017).
- 65) D. Obana, F. Liu, and K. Wakabayashi, Phys. Rev. B **100**, 075437 (2019).
- 66) W. A. Benalcazar and A. Cerjan, Phys. Rev. B **101**, 161116(R) (2020).
- 67) K. Kudo, T. Yoshida, and Y. Hatsugai, Phys. Rev. Lett. **123**, 196402 (2019).
- 68) To be more concrete, for $f_k = 0$, $(-ig_k, 0, |\gamma_k|)^T$ is a zero mode of \tilde{h}_k .