

# COMET: Convolutional Dimension Interaction for Collaborative Filtering

Zhuoyi Lin, Lei Feng, Xingzhi Guo, Yu Zhang, Rui Yin, Chee Keong Kwoh, Chi Xu

**Abstract**—Latent factor models play a dominant role among recommendation techniques. However, most of the existing latent factor models assume both historical interactions and embedding dimensions are independent of each other, and thus regrettably ignore the high-order interaction information among historical interactions and embedding dimensions. In this paper, we propose a novel latent factor model called COMET (CONvolutional diMension inTeration), which simultaneously model the high-order interaction patterns among historical interactions and embedding dimensions. To be specific, COMET stacks the embeddings of historical interactions horizontally at first, which results in two "embedding maps". In this way, internal interactions and dimensional interactions can be exploited by convolutional neural networks with kernels of different sizes simultaneously. A fully-connected multi-layer perceptron is then applied to obtain two interaction vectors. Lastly, the representations of users and items are enriched by the learnt interaction vectors, which can further be used to produce the final prediction. Extensive experiments and ablation studies on various public implicit feedback datasets clearly demonstrate the effectiveness and the rationality of our proposed method.

**Index Terms**—recommender systems, implicit feedback, interaction modeling, representation learning

## I. INTRODUCTION

With the prosperity and development of Internet, information overload becomes a more critical issue. To alleviate this problem, recommender systems are designed to help users navigate a growing ocean of choices. Suggestions for videos on YouTube or products on Amazon [1]–[3], are real-world examples of recommender systems. Collaborative filtering (CF) methods which estimate user's preference from the behavior data of herself and other users, are widely adopted due to their impressive recommendation performance. Among the existing CF-based techniques, latent factor models which aim to learn effective users' representations and items' representations have played a dominant role in recommendation [4]–[8]. The matching score between the target user and the target item can be predicted by leveraging their latent representations.

Zhuoyi Lin, and Chee Keong Kwoh are with the School of Computer Science and Engineering, Nanyang Technological University, Singapore 639798 (e-mail: zhuoyi001@e.ntu.edu.sg, asckkw@ntu.edu.sg).

Lei Feng is with the College of Computer Science, Chongqing University, Chongqing, China (e-mail: lfeng@cqu.edu.cn).

Xingzhi Guo is with the department of computer science, Stony Brook University, United States, NY 11794-2424 (email: xingzguo@cs.stonybrook.edu)

Yu Zhang is with University of Cambridge, UK. (email: yu007@e.ntu.edu.sg)

Yin Rui is with the department of biomedical informatics, Harvard Medical School, United States, MA 02134 (email: rui\_yin@hms.harvard.edu)

Chi Xu is with the School of Computer Science and Engineering, Nanyang Technological University, Singapore 639798, as well as the Singapore Institute of Manufacturing Technology, A\*STAR, Singapore, 138634 (email: cxu@simtech.a-star.edu.sg) Corresponding author: Lei Feng.

In order to effectively capture the latent relationships between users and items, the recommender system research community and industry have paid great attention and efforts to model the interaction information between contextual features. A typical solution is to model the domain-specific cross features manually [9], [10]. For example, cross-product transformation is used over sparse features to encode feature interactions in [9]. Although these methods are able to discover the relationships between feature pairs and target labels in an explicit manner, tedious efforts are required to construct cross features and such feature interaction cannot generalize to unseen cross-features. Alternatively, the recommendation models could learn feature interactions automatically. For example, Factorization Machine (FM) and its extensions [11], [12] map contextual features to low-dimensional embeddings. This enables the interaction between two contextual features can be estimated by the inner product of their embeddings. However, most of the FM-based methods only model pairwise (second-order) feature interactions due to the computational inefficiency of explicitly enumerating high-order feature interactions<sup>1</sup>.

Another attempt to model interaction information is to capture dimension-level interaction information. The intuition is to treat the latent factors encoded in the embeddings as user/item features [13]–[16]. For example, a user's representation may encodes her gender, her spending power and her preferred color. Similarly, an item can be characterized as male-oriented versus female-oriented, its prize and its color. Recent works use outer-product to model the interaction between input pairs, and then multi-layer perceptron (MLP) [13] or convolutional neural network (CNN) [14], [15] is used to estimate matching scores. By using an outer-product operation on the target user's representation and the target item's representation, the generated interaction map explicitly encodes all the pairwise dimensional interactions. In this way, CNN is able to capture the dimensional interactions in a more explicit way compared to methods which directly employ MLP on embedding concatenation such as Deep Crossing [14], [15], [17]. However, the input of such interaction modeling process is only pairwise, in other words, the outer-product can only encode the explicit interactions between only two dimensions, which may potentially ignore the rich information among latent embeddings.

Based on the above observations, we can see that both types of methods for modeling interaction information are deeply

<sup>1</sup>For example, the interaction between users' gender and items' categories is recognized as second-order interaction, while the interaction among more than three features is called higher-order interaction.

mired in the difficulty of modeling high-order interactions explicitly: most of the existing works either consider pairwise (second-order) feature interactions or pairwise dimension-level interactions. Furthermore, most of the FM-based methods that aim to model the feature interaction information, are based on the contextual features (e.g., item descriptions, rating, and user check-in data) which are not always available. In contrast, implicit feedback (e.g., click, browse, or purchase behaviors), is much easier to be collected [4], [14], [18]. In this paper, we propose a novel approach COMET (CONvltional diMEnsion inTInteraction) to simultaneously capture high-order interaction information among historical interactions and embedding dimensions from implicit feedback. To be specific, we treat the interacted items and interacted users (i.e. items purchased by the target user and users who have consumed the target item) as "contextual features" in this work. By stacking such historical interactions horizontally, two "embedding maps" can be obtained. For each embedding map, we employ a single-layer CNN with kernels of variant sizes over it, which aims to capture high-order interaction signals among historical interactions and all embedding dimensions simultaneously. A full-connected MLP is then employed to achieve two interaction vectors. By enriching the original representations of the target user and target item with such interaction vectors, our proposed method is able to obtain an impressive performance. In summary, the main contributions of this work are:

- We propose a novel approach COMET to capture the interaction signals for recommendation from implicit feedback. COMET aims to exploit the high-order interaction information among historical interactions and embedding dimensions simultaneously.
- We propose to enrich the representations of the target user and the target item by the learnt interaction information. In this way, the target user's representation and the target item's representation are dependently learnt.
- We conduct extensive experiments on public implicit feedback data to evaluate the performance of our proposed method. Experimental results show that our proposed method is able to achieve impressive result. Moreover, ablation studies are conducted to analyze the advantages of COMET.

The rest of the paper is organized as follows: In section 2, related works are briefly reviewed. We then elaborate our method in Sections 3 and Section 4. In Section 5, we empirically evaluate our proposed method on recommendation tasks. We conclude our work and discuss future directions in Section 6.

## II. RELATED WORK

Our work lays on the foundation of the latent factor models and takes advantage of feature interaction modeling.

Latent factor models learn users' and items' latent embeddings in a shared latent space. These methods use low-rank approximation to fit the rating matrix. For example, matrix factorization techniques [16], [18] factorize the rating matrix into user-specific and item-specific matrices for rating prediction and FISM [19] factorize the item similarity

matrix into two item embedding matrices. Another notable latent factor model is SVD++ [20], which integrate the users' embedding with additional latent embeddings of interacted items. Intuitively, the relationships between users and items are complex, thus Generalized Matrix Factorization (GMF) [4] is proposed to generalize MF in a non-linear manner. In order to learn the complex matching function that maps user-item pairs to matching score, NeuMF [4] and DeepCF [21] use MLP to learn effective matching functions from user/item representations or user/item rating data, respectively. However, most of the existing latent factor approaches regrettably ignore the interaction information among historical interactions and embedding dimensions.

In the meantime, there are several works showing the importance and effectiveness of modeling interaction information for recommendation tasks. The representative works in this field are Factorization Machine techniques and its extensions [11], [12], [15]. A typical paradigm of FM-based methods is to model the second-order interaction between feature vectors. For example, NFM [12] is proposed to model non-linear pairwise feature interactions. Although FM-based methods generally achieve satisfied performance in recommendation tasks, existing works on modeling feature interaction have mainly focus on context-aware recommendation [9], [10], [15]. However, such contextual features are not always available, in particular the user has very little historical data. Therefore, we propose a novel perspective to exploit the interaction signals from implicit feedback data: the interacted users and items are treated as "contextual features" in our work.

Recently, some works focus on exploiting the dimension-level interaction information to enhance the performance of recommendation. For example, ConvNCF [14] apply outer-product operation to encode pairwise dimension-level interactions. CFM [15] is proposed to model second-order interactions for context-aware recommendation. Note that we have not compared with FM-based approaches which exploit second-order interactions from auxiliary information in this paper. We focus on recommendation from implicit feedback as same as ConvNCF [14].

In this work, we propose to model the high-order interaction among historical interactions and embedding dimensions simultaneously. COMET captures the internal interaction patterns among the target user's and target item's historical interactions and the dimensional interaction signals among all latent dimensions, which has not been studied before. Moreover, we present how to enrich the representations of users and items by learnt interaction information, in this way, users' representations and items' representations are learnt dependently and lead to better recommendation performance.

## III. PRELIMINARIES

Before we detail our proposed method, we first formulate the problem and define notations used in this paper.

### A. Problem Formulation and Notations

Let  $\mathcal{U} = \{u_1, u_2, \dots, u_m\}$  be the set of users, and  $\mathcal{I} = \{i_1, i_2, \dots, i_n\}$  be the set of items. The user-item interaction

matrix is denoted by  $\mathbf{Y} = [y_{ui}]$  of size  $m \times n$  from implicit feedback data as:

$$y_{ui} = \begin{cases} 1, & \text{if the interaction between } u \text{ and } i \text{ is observed;} \\ 0, & \text{otherwise.} \end{cases} \quad (1)$$

Specifically,  $y_{ui} = 1$  represents the existence of observed interaction between user  $u$  and item  $i$ , while  $y_{ui} = 0$  means the user-item interaction was not observed. Intuitively, the goal of recommendation is to compute the interaction scores of the missing entries in  $\mathbf{Y}$ , and a meaningful recommendation list can be further generated base on the estimated interaction scores.

Throughout this paper, we use  $u$  and  $i$  to represents a user and an item, respectively. We use bold symbols in lower case (e.g.,  $\mathbf{u}$ ) to denote vectors and bold symbols in upper case (e.g.,  $\mathbf{Y}$ ) to represent matrices. Moreover,  $y_{ui}$  denotes the  $(u, i)$ -th element of matrix  $\mathbf{Y}$ . In addition, we denote predicted values by a  $\hat{\cdot}$  over it, for example, the final predicted interaction score between user  $u$  and item  $i$  is represented as  $\hat{y}_{ui}$ .

#### B. Relationship with Matrix Factorization

Matrix Factorization (MF) plays an important role among latent factor model, which factorize the rating matrix into user matrix and item matrix for rating prediction [4], [16]. We denote the latent representations for user  $u$  and item  $i$  as  $\mathbf{p}_u$  and  $\mathbf{q}_i$ , respectively. MF estimates the interaction score  $\hat{y}_{ui}$  of  $y_{ui}$  by the inner product product of  $\mathbf{p}_u$  and  $\mathbf{q}_i$ :

$$\hat{y}_{ui} = \mathbf{p}_u^\top \mathbf{q}_i = \sum_{k=1}^K p_{uk} q_{ik} \quad (2)$$

where  $K$  denotes the dimension of the latent representations. Based on the above equation, MF linearly combined the latent features. While our proposed COMET model aims to enrich the users' and items' representations generated by MF. In COMET, a prediction  $\hat{y}_{ui}$  of  $y_{ui}$  as follows:

$$\hat{y}_{ui} = \sigma(\mathbf{h}^\top ((\mathbf{p}_u + \mathbf{p}_{u'}) \odot (\mathbf{q}_i + \mathbf{q}_{i'}))) \quad (3)$$

where  $\odot$  represents the element-wise product between two vectors,  $\sigma(\cdot)$  is the Sigmoid function, and  $\mathbf{h}$  denotes a weight vector. If we set the weight vector  $\mathbf{h} = \mathbf{1}$ , and  $\mathbf{1}$  is a vector whose elements are all equal to 1, and set the interaction vectors  $\mathbf{p}_{u'} = \mathbf{0}$  and  $\mathbf{q}_{i'} = \mathbf{0}$  where  $\mathbf{0}$  is a vector whose elements are all equal to 0. As can be seen, the MF model is exactly recovered by COMET except the activation function, since  $\mathbf{p}_u^\top \mathbf{q}_i = \mathbf{1}^\top ((\mathbf{p}_u + \mathbf{0}) \odot (\mathbf{q}_i + \mathbf{0}))$ . In the next section, we will introduce how to model the interaction vectors.

### IV. THE PROPOSED APPROACH

Figure 1 demonstrates the proposed framework which encodes the high-order interactions among historical interactions and dimensional interactions to enrich the representations of the target user and the target item. In this section, we detail our proposed COMET layer by layer.

**Input Layer.** Most of the latent factor models [12], [14] only take one-hot encoding on the target user's ID and the target item's ID into account for the input layer. In this work, we also consider multi-hot encoding on the target user  $u$ 's interacted items as well as the target item  $i$ 's interacted users. Such design will not only take into account more historical information, but also benefit the construction of embedding maps in the next layer.

Let us take the target user  $u$  and her interacted items  $N(u)$  as an example. The one-hot encoding of  $u$  can be presented as a vector  $\mathbf{u} \in \{0, 1\}^m$  whose entry indicate the user ID of the target user, and  $m$  is the number of users. Similarly, the multi-hot encoding on interacted items  $N(u)$  can be represented as a vector  $\mathbf{u}' \in \{0, 1\}^n$ , the entries record the ID of items that the target user has interacted with, where  $n$  denotes the number of items. In other word, the multi-hot encoding vector indicate the target user interacted with  $j$ -th item before if the  $j$ -th element of the multi-hot encoding vector  $\mathbf{u}'_j$  is a non-zero value.

**Embedding Layer.** The embedding layer projects the target user  $u$  and the target item  $i$  to the latent space and gains the feature vectors  $\mathbf{p}_u \in \mathbb{R}^K$  and  $\mathbf{q}_i \in \mathbb{R}^K$ , respectively. Similarly, we can obtain  $\{\mathbf{q}_j \in \mathbb{R}^K | j \in N(u)\}$  and  $\{\mathbf{p}_k \in \mathbb{R}^K | k \in N(i)\}$  for each interacted item  $j \in N(u)$  and each interacted user  $k \in N(i)$ , where  $K$  represents the embedding size. Note that the one-hot encoding vector and multi-hot encoding vector are fixed, because they only encode the user ID information and the interacted items' ID information. The embedding of the target user and interacted items showed in the embedding layer are learnt with the model in an end-to-end manner.

**Embedding Maps.** In this work, we treat the historical interactions as "contextual features". Their representations are horizontally stacked as "embedding maps" above the embedding layer. For example, given a set of interacted items' embeddings for a user  $\{\mathbf{q}_1, \mathbf{q}_3, \dots, \mathbf{q}_j\}$ , the stacked item embedding map is constructed as follows:

$$\mathbf{E}_i^{|N(u)| \times K} = \begin{bmatrix} \mathbf{q}_1^T \\ \mathbf{q}_3^T \\ \dots \\ \mathbf{q}_j^T \end{bmatrix} \quad (4)$$

In this way, the historical interactions are denoted as matrix form. Likewise, for a set of interacted users' embeddings  $\{\mathbf{p}_1, \mathbf{p}_3, \dots, \mathbf{p}_k\}$ , the stacked user embedding map can be represented as:

$$\mathbf{E}_u^{|N(i)| \times K} = \begin{bmatrix} \mathbf{p}_1^T \\ \mathbf{p}_3^T \\ \dots \\ \mathbf{p}_k^T \end{bmatrix} \quad (5)$$

where  $\mathbf{E}_i$  and  $\mathbf{E}_u$  represent the stacked item embedding map and stacked user embedding map, respectively. Note that  $|N(i)|$  and  $|N(u)|$  represent the cardinality of  $N(u)$  and  $N(i)$ , which are the number of historical interactions and the values can be controlled by historical data sampling.

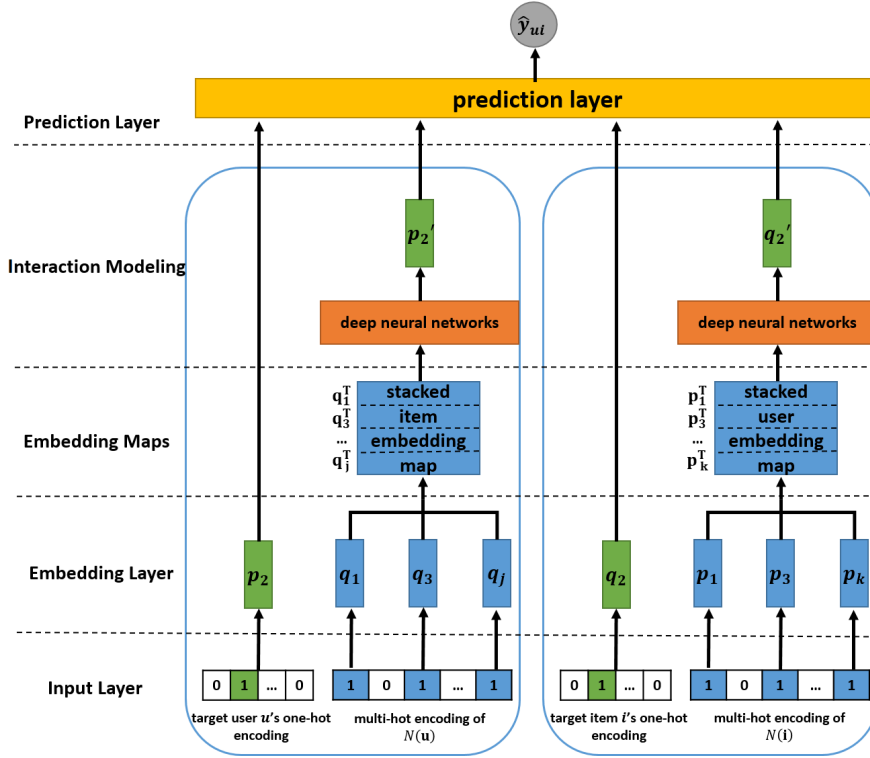


Fig. 1: Framework of COMET (details of interaction modelling is given in Figure 2).

Constructing such embedding maps is advantageous in threefold. Firstly, by representing the historical interactions as embedding maps, our model is able to exploit the interaction signals internally (i.e. relationships among items and relationships among users), which empowers our model to learn users' representations and items' representations. Secondly, different from outer-product operation which only considers pairwise dimensional interactions, our proposed embedding map reserve the latent information in the original embedding space, which enables our model to explicitly capture high-order dimensional interactions. The third, such design of embedding maps make it possible for our proposed COMET to capture the internal interactions and dimensional interactions simultaneously.

**Interaction Modeling.** The latent representations characterizes both users and items by vectors of factors, and a high matching score between user and item factors lead to a recommendation [16]. Therefore, modeling the dimensional interactions among such factors are important to achieve personalized recommendations.

In this subsection, since user interaction vector and item interaction vector can be obtained from the same process, we focus on illustrating how to obtain user interaction vector. As shown in Figure 2, the interaction modeling process aims to generate an interaction vector which encodes the high-order interaction information among item embedding map constructing in the previous layer. Technically speaking, any method that can transform a matrix to a vector can be used here. Intuitively, MLP is a common choice to capture high-order interac-

tions, which has been widely used in recommendation research [4], [12], [22]. However, recent studies [14], [15] demonstrate that the interactions are inefficiently and implicitly modeled by MLP with current optimization techniques, resulting in sub-optimal performance on recommendation tasks. Inspired by the recent works that explicitly encode the pairwise interactions and treat the pairwise interaction map as a 2D image or 3D cube [14], [15], [23], [24]. We propose to use a single-layer CNN with filters of variant sizes to capture the high-order interactions encoded in the item embedding map. A fully-connected MLP is then used to generate the user interaction vector. The efficacy of such design is studied in Section 4.2.

Specifically, the cross features generated by the convolution of the item embedding map  $\mathbf{E}_i$  and  $l$ -th filter is denoted as:

$$\mathbf{c}_i^l = \psi(\mathbf{W}_i^l * \mathbf{E}_i + \mathbf{b}_i^l) \quad (6)$$

where  $*$  represents a convolution operator,  $\mathbf{W}_i^l \in \mathbb{R}^{|\mathbf{N}(i)| \times H}$  is a weight matrix and  $\mathbf{b}_i^l$  is the corresponding bias. Besides,  $\psi(\cdot)$  is a non-linear activation function, here we employ the rectified linear unit (ReLU) [25]–[27]. Note that  $|\mathbf{N}(i)| \times H$  denotes the size of filter, aiming to cover all the rows (interacted items) of the embedding map. We use multiple filters with varying widths such as [28] to extract features from both the local and global scale.

$$\mathbf{c}_i = [\mathbf{c}_i^1; \mathbf{c}_i^2; \dots; \mathbf{c}_i^l], \quad (7)$$

where  $\mathbf{c}_i$  represents the item internal interaction features.

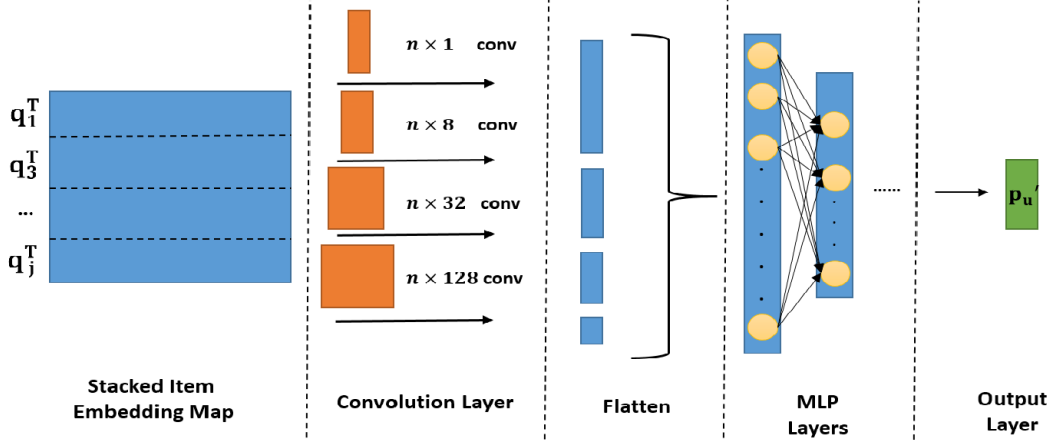


Fig. 2: Illustration of the process of Interaction modeling.

Above the CNN is a fully-connected MLP layer, it takes  $\mathbf{c}_i$  as input and generates the user interaction vector.

$$\begin{aligned} \mathbf{p}_u^1 &= \psi_2(\mathbf{W}_i^1 \mathbf{c}_i + \mathbf{b}_i^1) \\ \mathbf{p}_u^2 &= \psi_2(\mathbf{W}_i^2 \mathbf{p}_u^1 + \mathbf{b}_i^2) \\ &\dots \\ \mathbf{p}_u^L &= \psi_2(\mathbf{W}_i^L \mathbf{p}_u^{L-1} + \mathbf{b}_i^L) \end{aligned} \quad (8)$$

where the number of hidden layers is denoted by  $L$ ,  $\mathbf{W}_i^L$  represents the weight matrix,  $\mathbf{b}_i^L$  is a bias vector, and  $\psi_2$  means the activation function for MLP layers. The output of the last hidden layer  $\mathbf{p}_u^L$  is then transformed to the user interaction vector  $\mathbf{p}_{u'}$ :

$$\mathbf{p}_{u'} = \mathbf{W}_i \mathbf{p}_u^L + \mathbf{b}_i \quad (9)$$

where  $\mathbf{W}_i$ ,  $\mathbf{b}_i$  represent the weight matrix and bias vector for output layer. We can obtain the item interaction vector  $\mathbf{q}_{i'}$  in the same way.

**Prediction Layer.** Given two interaction vectors  $\mathbf{p}_{u'}$  and  $\mathbf{q}_{i'}$  for  $\mathbf{p}_u$  and  $\mathbf{q}_i$ , the original embedding and the learnt interaction information are combined in the prediction layer. To be specific, the predicted interaction score between the target user and the target item is predicted as follows:

$$\hat{y}_{ui} = \sigma(\mathbf{h}^\top((\mathbf{p}_u + \mathbf{p}_{u'}) \odot (\mathbf{q}_i + \mathbf{q}_{i'}))) \quad (10)$$

where  $\mathbf{h}$  denotes the weight vector, the sigmoid function is used as the activation function, and " $\odot$ " represents the element-wise product between two vectors. By enriching the original embeddings of target user and target item with internal interaction vectors, users' representations and items' representations are dependently learnt. The efficacy of such design is discussed in Section 4.2.

**Loss Function.** In this paper, we focus on the task of recommendation from implicit feedback data. To this end, our model should learn parameters with a ranking-aware objective. Therefore, Binary Cross Entropy (BCE) loss which constrains the output in the range of  $[0, 1]$  is employed:

TABLE I: Statistics of three datasets.

| Dataset                | ML-1M     | Movies&Tv | CDs&Vinyl |
|------------------------|-----------|-----------|-----------|
| Number of users        | 6,040     | 40,928    | 26,876    |
| Number of Items        | 3,706     | 51,509    | 66,820    |
| Number of interactions | 1,000,209 | 1,163,413 | 770,188   |
| Rating density         | 0.04468   | 0.00055   | 0.00043   |

#### Algorithm 1 The COMET Algorithm

**Inputs:** Interaction matrix  $\mathbf{Y}$ , number of neighbors  $|\mathbf{N}(u)|$  and  $|\mathbf{N}(u)|$

**Process:**

- 1: **for** each  $(u, i) \in \mathcal{O}^+$  **do**
- 2:   Draw negative instances  $(u, j) \in \mathcal{O}^-$ ;
- 3:   Collect historical interactions  $\mathbf{N}(u)$  and  $\mathbf{N}(i)$
- 4: **end for**
- 5: **for** each  $(u, i) \in$  a mini-batch **do**
- 6:   Represent each user  $u$  as  $\mathbf{p}_u$ , and each item  $i$  as  $\mathbf{q}_i$ ;
- 7:   Compute  $\mathbf{q}_{i'}$  and  $\mathbf{q}_{i'}$  with CNN and MLP;
- 8:    $\hat{y}_{ui} = \sigma(\mathbf{h}^\top((\mathbf{p}_u + \mathbf{p}_{u'}) \odot (\mathbf{q}_i + \mathbf{q}_{i'})))$ ;
- 9:   Define  $\mathcal{L} = -\sum_{(u,i) \in \mathcal{O}^+ \cup \mathcal{O}^-} y_{ui} \log \hat{y}_{ui} + (1 - y_{ui}) \log(1 - \hat{y}_{ui})$
- 10:    $\theta \leftarrow$  Update  $\theta$  to minimize  $\mathcal{L}$ , using the gradient of  $\nabla_{\theta} \mathcal{L}$
- 11: **end for**

**Output:** Model parameters  $\theta$

$$\mathcal{L} = - \sum_{(u,i) \in \mathcal{O}^+ \cup \mathcal{O}^-} y_{ui} \log \hat{y}_{ui} + (1 - y_{ui}) \log(1 - \hat{y}_{ui}) \quad (11)$$

where  $\mathcal{O}^+$  is the set of positive samples and  $\mathcal{O}^-$  represents the set of negative samples, respectively. During the training process, four negative samples are randomly sampled for each positive sample in every single training epoch.

## V. EXPERIMENTS

We aim to evaluate the effectiveness and rationality of our proposed method in this section. We hence design extensive

TABLE II: HR@5 and NDCG@5 of all recommendation models are evaluated.

|          | ML-1M        |              | Movie&Tv     |              | CDs&Vinyl    |              |
|----------|--------------|--------------|--------------|--------------|--------------|--------------|
|          | HR@5         | NDCG@5       | HR@5         | NDCG@5       | HR@5         | NDCG@5       |
| BCE-MF   | 0.540        | 0.375        | 0.635        | 0.499        | 0.606        | 0.465        |
| SVD++    | 0.557        | 0.388        | 0.606        | 0.462        | 0.607        | 0.466        |
| FISM     | 0.528        | 0.372        | 0.583        | 0.452        | 0.592        | 0.457        |
| MLP      | 0.526        | 0.362        | 0.570        | 0.425        | 0.588        | 0.445        |
| GMF      | 0.540        | 0.372        | 0.569        | 0.427        | 0.620        | 0.481        |
| NeuMF    | 0.548        | 0.381        | 0.596        | 0.453        | 0.629        | 0.491        |
| ConvNCF  | 0.539        | 0.376        | 0.623        | 0.488        | 0.603        | 0.457        |
| LightGCN | 0.541        | 0.381        | 0.619        | 0.476        | 0.658        | 0.525        |
| COMET    | <b>0.558</b> | <b>0.392</b> | <b>0.637</b> | <b>0.493</b> | <b>0.666</b> | <b>0.527</b> |

TABLE III: HR@10 and NDCG@10 of all recommendation models are evaluated.

|          | ML-1M        |              | Movie&Tv     |              | CDs&Vinyl    |              |
|----------|--------------|--------------|--------------|--------------|--------------|--------------|
|          | HR@10        | NDCG@10      | HR@10        | NDCG@10      | HR@10        | NDCG@10      |
| BCE-MF   | 0.706        | 0.428        | 0.739        | 0.533        | 0.727        | 0.508        |
| SVD++    | 0.713        | 0.438        | 0.728        | 0.502        | 0.719        | 0.502        |
| FISM     | 0.699        | 0.433        | 0.708        | 0.471        | 0.729        | 0.512        |
| MLP      | 0.703        | 0.421        | 0.703        | 0.471        | 0.712        | 0.485        |
| GMF      | 0.711        | 0.429        | 0.712        | 0.479        | 0.729        | 0.515        |
| NeuMF    | 0.727        | 0.443        | 0.721        | 0.493        | 0.750        | 0.529        |
| ConvNCF  | 0.710        | 0.431        | 0.726        | 0.521        | 0.722        | 0.496        |
| LightGCN | 0.707        | 0.434        | 0.745        | 0.517        | 0.756        | 0.556        |
| COMET    | <b>0.730</b> | <b>0.448</b> | <b>0.758</b> | <b>0.532</b> | <b>0.777</b> | <b>0.562</b> |

experiments and ablation studies in order to answer the following research questions:

- **RQ1** Is COMET able to outperform the state-of-the-art latent factor models?
- **RQ2** Can our method effectively capture the interaction information from historical interactions and embedding dimensions?
- **RQ3** Does COMET benefit from the learnt internal interaction signals?
- **RQ4** How do the key hyperparameters influence the performance of our method?

#### A. Experimental Settings

**Datasets.** We validate the performance of recommendation models and conduct sensitivity analysis on three public datasets: Amazon Movies & Tv<sup>2</sup>, and Amazon CDs & Vinyl, and MovieLens 1M (ML-1M) dataset<sup>3</sup>. Since it is difficult to evaluate recommendation models on a highly sparse dataset, we follow the common practice [4], [18], ignoring the users with less than 10 interactions for both Amazon datasets.

Besides, since COMET aims to generate personalized recommendation with implicit feedback, we hence convert all ratings to implicit feedback to indicate whether the user has interacted with the item, by representing the rating entries either 1 or 0. The statistics of three datasets are showed in Table 1.

**Compared Methods.** To demonstrate the effectiveness of COMET, we also study the performance of the following state-of-the-art counterparts:

- **MF** [18] It is trained by optimizing the binary cross entropy loss.
- **SVD++** [20] SVD++ enriches the user latent factor with her interacted items' embedding.
- **FISM** [19] As an item-based collaborative filtering method, FISM factorizes the item-item similarity matrix into two low dimensional latent factor matrices.
- **GMF** [4] GMF generalized the MF model in a non-linear manner.
- **MLP** [4] The interaction function between users' and items' representations is learnt by a multi-layer perceptron.
- **NeuMF** [4] NeuMF combines of GMF and MLP. We compare with NeuMF-p which pre-trains GMF and MLP [4].
- **ConvNCF** [14] It uses outer-product to model the pairwise interactions between the latent dimensions. A convolutional neural network is then used to discover the high-level interactions among embedding dimensions. **LightGCN** [29] A state-of-the-art Graph Convolution Network-based recommendation approach.

**Training Details.** In order to find out the optimal parameter settings for the comparing approaches, we carefully tune hyperparameters suggested by the respective literature. To be specific, for all the recommendation models, we choose the learning rate from  $[5e^{-7}, 1e^{-6}, 5e^{-6}, 1e^{-5}, 5e^{-5}, 1e^{-4}, 5e^{-4}, 1e^{-3}, 5e^{-3}]$ , we select the embedding size  $K$  from the following set:  $[16, 32, 64, 128]$ , and the regularization parameter tried lie in the interval  $[5e^{-8}, 1e^{-7}, 5e^{-7}, 1e^{-6}, 5e^{-6}, 1e^{-5}, 5e^{-5}]$ . Since there are multiple fully-connected layers in the MLP and

<sup>2</sup>Amazon Movies and Tv: <http://jmcauley.ucsd.edu/data/amazon/>

<sup>3</sup>MovieLens 1M: <https://grouplens.org/datasets/movielens/>

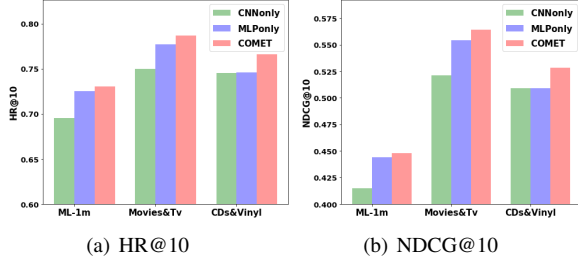


Fig. 3: Performance of different structures for interaction modeling on all the dataset.

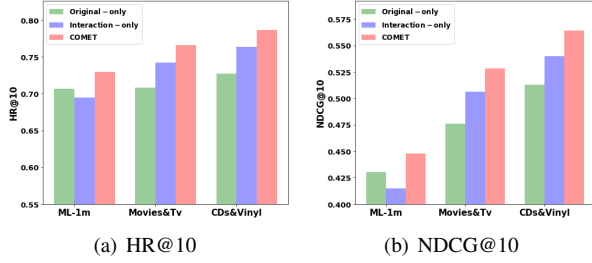


Fig. 4: Comparison among COMET, COMET-original only, and COMET-interaction only on all used datasets.

NeuMF<sup>4</sup>, the number of hidden layers has been fairly tuned from 1 to 3 [4]. As for ConvNCF<sup>5</sup>, we follow the settings proposed in [14]. Note that we trained Matrix Factorization and ConvNCF by binary cross entropy loss like [30], so as to conduct a fair comparison among all baselines and our proposed method. Besides, all the recommendation approaches are trained until convergence.

For our proposed method, the weight vectors are initialized by the Xavier initialization [31]. Moreover, we initialize the embedding layer and weight matrices for CNN by uniform distribution. In addition, we employ the Adaptive Moment Estimation optimizer (Adam) [32] to train our proposed model, and implement our proposed method using PyTorch [33]. The learning rate we tried are  $[5e^{-5}, 1e^{-4}, 5e^{-4}, 1e^{-3}, 5e^{-3}]$ , and the regularization parameter we tried are:  $[1e^{-6}, 5e^{-6}, 1e^{-5}, 5e^{-5}]$ . Moreover, the embedding size  $K$  is fixed at 128 and dropout rate at 0.3 which always achieves better results under our setting. As for CNN, we empirically set the number of channels, stride, and padding to 8, 1 and 0, respectively. The filters of CNN are designed to cross all the latent dimensions, for example, the sizes of filters for the item embedding map are  $|N(u)| \times 1$ ,  $|N(u)| \times 8$ ,  $|N(u)| \times 32$ ,  $|N(u)| \times 128$ , respectively. However, a user may have interacted with many items and lead to a large  $|N(u)|$  in the real word scenario and thus may need intensive computational power. To alleviate the problem, we empirically set the maximum number of the interaction to 50 in the experiment.

<sup>4</sup>[https://github.com/hexiangnan/neural\\_collaborative\\_filtering](https://github.com/hexiangnan/neural_collaborative_filtering)

<sup>5</sup><https://github.com/duxy-me/ConvNCF>

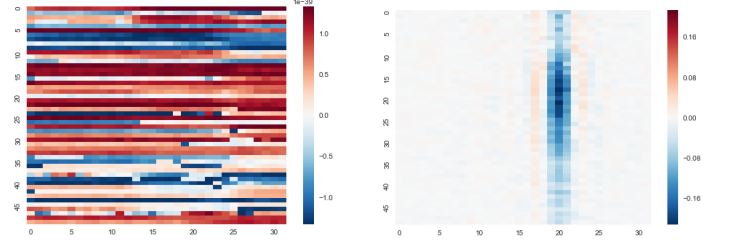


Fig. 5: Visualisation of the kernels of CNN. The patterns differ significantly across different channels, hence different interaction signals are generated. Best viewed in color.

## B. Experimental Results

**Evaluation Protocols.** In order to make a fair comparison among COMET with other approaches, the *leave-one-out* evaluation method is adopted [14], [18]. To be specific, we hold the latest interacted item of each user as the test positive samples, and other 99 random items which have no interaction with this user as the test negative samples. Therefore, all the comparing models generate recommendations for each user by ranking the above 100 mentioned items.

To evaluate the quality of the generated recommendation list, we employ two evaluation metrics in this paper, namely *Hit Ratio* (HR) and *Normalized Discounted Cumulative Gain* (NDCG).  $HR@k$  measures if the testing item is included in the top- $k$  recommendation list, and  $NDCG@k$  takes the position of correct recommendations into account [14].

### Performance Comparison (The Answer to RQ1)

Table 2 and Table 3 show the top- $k$  evaluation on all three datasets. Obviously, COMET achieves the best performance on all datasets regarding to HR and NDCG. We believe that the underlying factor is the interaction modeling process. By efficiently capturing the high-order interaction information among embedding maps, better representations of users and items are modeled.

Besides, we can see that SVD++ achieves comparable performance to some deep models (i.e. MLP and ConvNCF) on ML-1M dataset, which may benefit from the abundant latent factors of interacted items in ML-1M dataset.

### Study of interaction modeling (The Answer to RQ2)

COMET aims to model the high-order interactions from historical interactions and embedding dimensions. In this work, we apply a single-layer CNN to extract cross features over the embedding map. With filters of variant sizes, interaction features can be effectively obtained in local and global scale. Those features are then served as the input of fully-connected MLP layer, in this way, dimensional interaction signals are captured in a rather explicit manner. To clearly demonstrate the rationality of our proposed interaction modeling process, we present two models here:

- **COMET-CNN only** This method uses a 3 layer CNN to transform embedding maps to interaction vectors. An output layer is used to guarantee the dimension of interaction



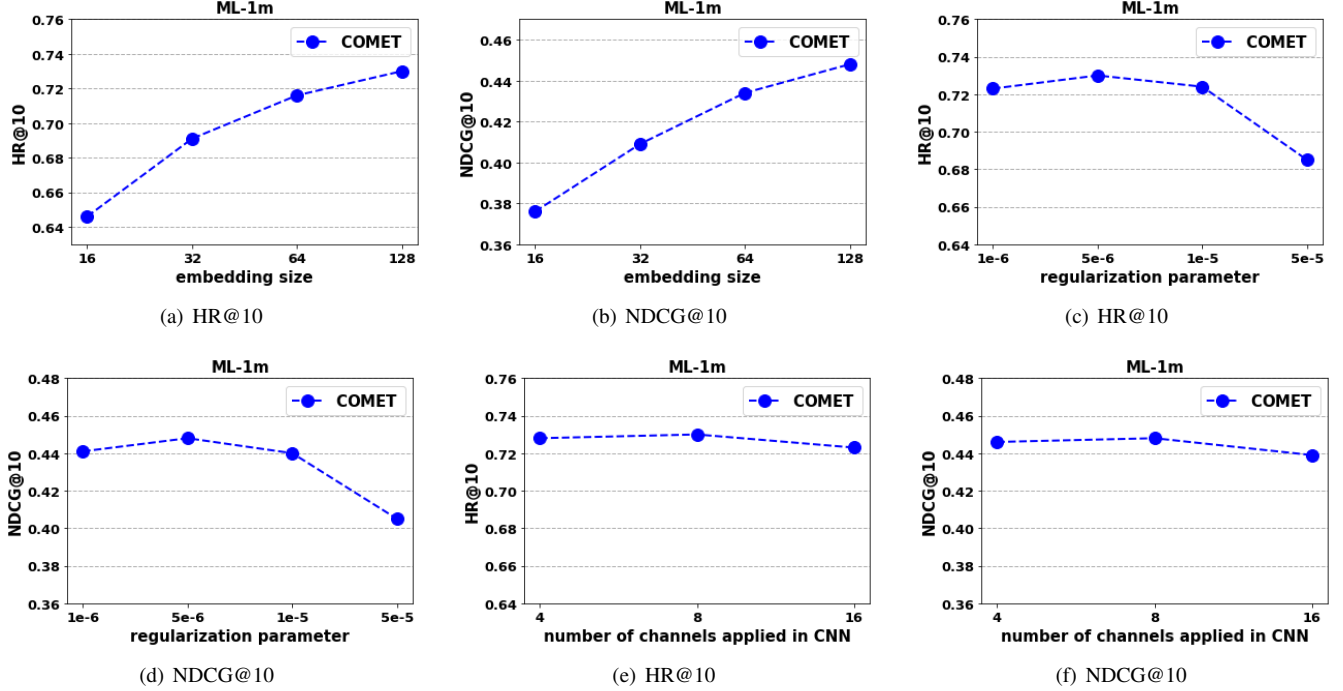


Fig. 6: Sensitivity analysis of COMET on the ML-1M dataset.

vector to  $K$ . The filter size, number of channels, stride, and padding are set to  $3 \times 3$ , 8, 2 and 0, respectively.

- **COMET-MLP only** Embeddings of the interacted users or the interacted items are concatenated and fed into a fully-connected MLP directly. Besides dropout rate, we carefully tune the number of hidden layers from 1 to 3 according to the tower structure of neural networks [4].

The comparison among COMET, COMET-CNN only, and COMET-MLP only is displayed in figure 3. We can see that MLP is able to capture the complex relationships better by encoding the high-order feature interactions with CNN in a rather explicit way. This observation agrees with the conclusion of recent works [14], [15].

Furthermore, to discover the benefit of modeling high-order interactions among all the latent dimensions, a fair comparison among different sets of filter is studied here. For example, COMET(1) means that only a filter  $\mathbf{W} \in \mathbb{R}^{N(i) \times 1}$  is used and no dimensional interaction is captured. While COMET (i.e. COMET(1,8,32,128)) captures not only the independent dimensional information, but also the interaction signals among all the embedding dimensions. The performance of COMET with different filter set is shown in Table 4 and Table 5. We can see that although COMET is slightly better than other counterparts, the margin is not obvious. The underlying reason may be the relative small amount of input which encode the interaction among all (i.e.,  $K$ ) the embedding dimensions. We may alleviate this problem by weighting or selecting the cross features before feeding them onto MLP. We leave this challenge as future work. Figure 5 shows the heat map of two randomly selected kernels. A quick observation is that the selected two kernels are able to capture different interaction signals among latent dimensions.

TABLE IV: Performance of COMET with different filter sets on the CD&amp;Vinyl dataset.

|               | HR@5         | NDCG@5       | HR@10        | NDCG@10      |
|---------------|--------------|--------------|--------------|--------------|
| COMET(1)      | 0.642        | 0.513        | 0.749        | 0.547        |
| COMET(1,8)    | 0.660        | 0.525        | 0.772        | 0.558        |
| COMET(1,8,32) | 0.665        | 0.523        | <b>0.779</b> | 0.559        |
| COMET         | <b>0.666</b> | <b>0.527</b> | 0.777        | <b>0.562</b> |

TABLE V: Performance of COMET with different filter sets on the Movie&amp;Tv dataset.

|               | HR@5         | NDCG@5       | HR@10        | NDCG@10      |
|---------------|--------------|--------------|--------------|--------------|
| COMET(1)      | 0.631        | 0.483        | <b>0.758</b> | 0.524        |
| COMET(1,8)    | 0.619        | 0.476        | 0.748        | 0.515        |
| COMET(1,8,32) | 0.619        | 0.477        | 0.749        | 0.517        |
| COMET         | <b>0.637</b> | <b>0.493</b> | <b>0.758</b> | <b>0.532</b> |

### Study of the interaction-aware representation (The Answer to RQ3)

As mentioned before, the representations of users and items are enriched by learnt interaction vectors in the prediction layer. In order to study the efficacy of such design, we design the following models:

- **COMET-original only** The interaction score is only predicted by the inner product of original embedding of the target user and target item. In this way, the step of constructing embedding maps and interaction modeling process are omitted.
- **COMET-interaction only** Similarly, we ignore the original representations of the target user and the target item in the prediction layer in this approach.

The performance of COMET, COMET-original only, and



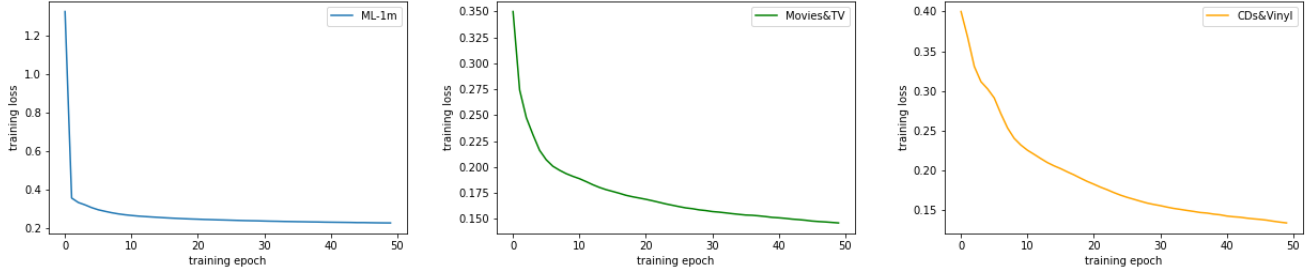


Fig. 7: Training loss of COMET on three datasets.

COMET-interaction only is reported in Figure 4. Obviously, the combination of the original representation and the interaction vectors achieve the best performance among three models. By enriching the original embedding with internal interaction vectors, the latent embedding of users and items are dependently learnt in COMET. This observation demonstrates a promising way to improve the implicit recommendation task without any additional data such as text reviews, social networks and knowledge graphs [34].

the negative sampling strategy and the choice of loss function (e.g: Bayesian personalized ranking [18]) will also be studied.

## VII. ACKNOWLEDGMENT

This work was supported in part by the A\*STAR-NTU-SUTD AI Partnership Grant RGANS1905, and in part by the Singapore Institute of Manufacturing Technology-Nanyang Technological University (SIMTech-NTU) Joint Laboratory and Collaborative Research Programme on Complex Systems.

**Sensitivity Analysis (The Answer to RQ4)** Here we investigate the effect of the regularization parameter, the embedding size  $K$ , and number of channels applied on COMET. From Figure 6, we can observe that COMET obtains better performance with the increase of embedding size. It is reasonable since a larger embedding size is able to encode richer representations of users and items. Besides, better performance is achieved when the regularization parameter is relative small, and the performance of COMET degrades significantly as the regularization parameter increases. At last, we find that the performance of COMET based on different number of channels is very stable, which shows the strong expressiveness of CNN. We only conduct sensitivity test on 3 different number of channels here, since the training time will increase dramatically with more channels under our setting. In addition, to show the convergence of our proposed method, we plot the training loss in each training epoch in the Figure 7.

## VI. CONCLUSION

The latent factor models aim to learn effective representations of users and items. In this paper, we studied how the interactions among historical interactions and embedding dimensions enrich the representations learnt by matrix factorization. By representing the interacted items and interacted users as two "embedding maps", COMET is able to exploit high-order interaction signals among historical interactions and embedding dimensions simultaneously. The advantage of enriching the representations of users and items by the learnt interaction information is also be demonstrated. Extensive experiments and ablation studies demonstrate the efficacy of our proposed method over the existing state-of-the-art methods.

In future work, we will explore more efficient and scalable approaches to capture the interactions among historical interactions and embedding dimensions. In addition, the attempts of

## REFERENCES

- [1] P. Covington, J. Adams, and E. Sargin, "Deep neural networks for youtube recommendations," in *Proceedings of the 10th ACM Conference on Recommender Systems*, 2016, pp. 191–198.
- [2] G. Linden, B. Smith, and J. York, "Amazon. com recommendations: Item-to-item collaborative filtering," *IEEE Internet computing*, vol. 7, no. 1, pp. 76–80, 2003.
- [3] C.-D. Wang, Z.-H. Deng, J.-H. Lai, and S. Y. Philip, "Serendipitous recommendation in e-commerce using innovator-based collaborative filtering," *IEEE Transactions on Cybernetics*, vol. 49, no. 7, pp. 2678–2692, 2018.
- [4] X. He, L. Liao, H. Zhang, L. Nie, X. Hu, and T.-S. Chua, "Neural collaborative filtering," in *Proceedings of the 26th International Conference on World Wide Web*, 2017, pp. 173–182.
- [5] M. Weimer, A. Karatzoglou, Q. V. Le, and A. J. Smola, "Cofi rank-maximum margin matrix factorization for collaborative ranking," in *Advances in neural information processing systems*, 2008, pp. 1593–1600.
- [6] E. J. Candès and B. Recht, "Exact matrix completion via convex optimization," *Foundations of Computational mathematics*, vol. 9, no. 6, p. 717, 2009.
- [7] G. Liu, Q. Liu, X.-T. Yuan, and M. Wang, "Matrix completion with deterministic sampling: Theories and methods," *IEEE transactions on pattern analysis and machine intelligence*, 2019.
- [8] Z. Lin, L. Feng, R. Yin, C. Xu, and C.-K. Kwoh, "Glimr: Global and local item graphs for top-n recommender systems," *arXiv preprint arXiv:2007.14018*, 2020.
- [9] H.-T. Cheng, L. Koc, J. Harmsen, T. Shaked, T. Chandra, H. Aradhye, G. Anderson, G. Corrado, W. Chai, M. Ispir *et al.*, "Wide & deep learning for recommender systems," in *Proceedings of the 1st Workshop on Deep Learning for Recommender Systems*, 2016, pp. 7–10.
- [10] X. Wang, X. He, F. Feng, L. Nie, and T.-S. Chua, "Tem: Tree-enhanced embedding model for explainable recommendation," in *Proceedings of the 2018 World Wide Web Conference*, 2018, pp. 1543–1552.
- [11] S. Rendle, "Factorization machines," in *2010 IEEE International Conference on Data Mining*. IEEE, 2010, pp. 995–1000.
- [12] X. He and T.-S. Chua, "Neural factorization machines for sparse predictive analytics," in *Proceedings of the 40th International ACM SIGIR conference on Research and Development in Information Retrieval*, 2017, pp. 355–364.
- [13] Y. Qu, H. Cai, K. Ren, W. Zhang, Y. Yu, Y. Wen, and J. Wang, "Product-based neural networks for user response prediction," in *2016 IEEE 16th International Conference on Data Mining (ICDM)*. IEEE, 2016, pp. 1149–1154.
- [14] X. He, X. Du, X. Wang, F. Tian, J. Tang, and T.-S. Chua, "Outer product-based neural collaborative filtering," in *Proceedings of the 27th International Joint Conference on Artificial Intelligence*, 2018, pp. 2227–2233.
- [15] X. Xin, B. Chen, X. He, D. Wang, Y. Ding, and J. Jose, "Cfm: convolutional factorization machines for context-aware recommendation," in *Proceedings of the 28th International Joint Conference on Artificial Intelligence*. AAAI Press, 2019, pp. 3926–3932.
- [16] Y. Koren, R. Bell, and C. Volinsky, "Matrix factorization techniques for recommender systems," *Computer*, vol. 42, no. 8, pp. 30–37, 2009.
- [17] Y. Shan, T. R. Hoens, J. Jiao, H. Wang, D. Yu, and J. Mao, "Deep crossing: Web-scale modeling without manually crafted combinatorial features," in *Proceedings of the 22nd ACM SIGKDD International Conference on Knowledge Discovery and Data Mining*, 2016, pp. 255–262.
- [18] S. Rendle, C. Freudenthaler, Z. Gantner, and L. Schmidt-Thieme, "Bpr: Bayesian personalized ranking from implicit feedback," in *Proceedings of the Twenty-Fifth Conference on Uncertainty in Artificial Intelligence*, 2009, pp. 452–461.
- [19] S. Kabbur, X. Ning, and G. Karypis, "Fism: factored item similarity models for top-n recommender systems," in *Proceedings of the 19th ACM SIGKDD International Conference on Knowledge Discovery and Data Mining*, 2013, pp. 659–667.
- [20] Y. Koren, "Factorization meets the neighborhood: a multifaceted collaborative filtering model," in *Proceedings of the 14th ACM SIGKDD International Conference on Knowledge Discovery and Data Mining*, 2008, pp. 426–434.
- [21] Z.-H. Deng, L. Huang, C.-D. Wang, J.-H. Lai, and S. Y. Philip, "Deeppcf: A unified framework of representation learning and matching function learning in recommender system," in *Proceedings of the AAAI Conference on Artificial Intelligence*, vol. 33, no. 01, 2019, pp. 61–68.
- [22] K. Hornik, "Approximation capabilities of multilayer feedforward networks," *Neural networks*, vol. 4, no. 2, pp. 251–257, 1991.
- [23] L. Han, H. Wu, N. Hu, and B. Qu, "Convolutional neural collaborative filtering with stacked embeddings," in *Asian Conference on Machine Learning*, 2019, pp. 726–741.
- [24] A. Yan, S. Cheng, W.-C. Kang, M. Wan, and J. McAuley, "Cosrec: 2d convolutional neural networks for sequential recommendation," in *Proceedings of the 28th ACM International Conference on Information and Knowledge Management*, 2019, pp. 2173–2176.
- [25] R. Yin, N. N. Thwin, P. Zhuang, Y. Zhang, Z. Lin, and C. K. Kwoh, "lav-cnn: a 2d convolutional neural network model to predict antigenic variants of influenza a virus," *bioRxiv*, 2020.
- [26] R. Yin, Z. Luo, P. Zhuang, Z. Lin, and C. K. Kwoh, "Virprenet: a weighted ensemble convolutional neural network for the virulence prediction of influenza a virus using all eight segments," *Bioinformatics*, vol. 37, no. 6, pp. 737–743, 2021.
- [27] V. Nair and G. E. Hinton, "Rectified linear units improve restricted boltzmann machines," in *ICML*, 2010.
- [28] Y. Kim, "Convolutional neural networks for sentence classification," *Proceedings of the 2014 Conference on Empirical Methods in Natural Language Processing (EMNLP)*, pp. 1746–1751, 2014.
- [29] X. He, K. Deng, X. Wang, Y. Li, Y. Zhang, and M. Wang, "Lightgcn: Simplifying and powering graph convolution network for recommendation," in *Proceedings of the 43rd International ACM SIGIR Conference on Research and Development in Information Retrieval*, ser. SIGIR '20. New York, NY, USA: Association for Computing Machinery, 2020, pp. 639–648.
- [30] S. Rendle, W. Krichene, L. Zhang, and J. Anderson, "Neural collaborative filtering vs. matrix factorization revisited," *arXiv preprint arXiv:2005.09683*, 2020.
- [31] X. Glorot and Y. Bengio, "Understanding the difficulty of training deep feedforward neural networks," in *Proceedings of the Thirteenth International Conference on Artificial Intelligence and Statistics*, 2010, pp. 249–256.
- [32] D. P. Kingma and J. Ba, "Adam: A method for stochastic optimization," *ICLR*, 2015.
- [33] A. Paszke, S. Gross, S. Chintala, G. Chanan, E. Yang, Z. DeVito, Z. Lin, A. Desmaison, L. Antiga, and A. Lerer, "Automatic differentiation in pytorch," 2017.
- [34] Z. Sun, Q. Guo, J. Yang, H. Fang, G. Guo, J. Zhang, and R. Burke, "Research commentary on recommendations with side information: A survey and research directions," *Electronic Commerce Research and Applications*, vol. 37, p. 100879, 2019.

PLACE  
PHOTO  
HERE

**Zhuoyi Lin** is currently pursuing the Ph.D. degree with the School of Computer Science and Engineering, Nanyang Technological University, Singapore. He received the B.S. degree in Electronic Engineering from Ming Chuan University, Taiwan, in 2017. His research interests include collaborative filtering, deep learning and their applications.

PLACE  
PHOTO  
HERE

**Chee Keong Kwoh** (Senior Member, IEEE) received the bachelor's degree (Hons.) in electrical engineering and the master's degree in industrial system engineering from the National University of Singapore, Singapore, in 1987 and 1991, respectively, and the Ph.D. degree from the Imperial College of Science, Technology and Medicine, University of London, in 1995. He has been with the School of Computer Engineering, Nanyang Technological University (NTU), since 1993. His research interests include data mining, soft computing and graph-

based inference; applications areas include bioinformatics and biomedical engineering. He has done significant research work in his research areas and has published many quality international conferences and journal articles. He has often been invited as an organizing member or referee and a reviewer for a number of premier conferences and journals, including GIW, IEEE, BIBM, RECOMB, PRIB, BIBE, ICDM, and iCBBE. He is also a member of the Association for Medical and Bioinformatics, Imperial College Alumni Association of Singapore. He has provided many services to professional bodies in Singapore and was conferred the Public Service Medal by the president of Singapore, in 2008. His research interests include data mining, soft computing and graph-based inference; applications areas include bioinformatics and biomedical engineering. He is an editorial board member of the International Journal of Data Mining and Bioinformatics, the Scientific World Journal, Network Modeling and Analysis in Health Informatics and Bioinformatics, Theoretical Biology Insights, and Bioinformation. He has been a Guest Editor of many journals, such as the Journal of Mechanics in Medicine and Biology, the International Journal on Biomedical and Pharmaceutical Engineering, and others.

PLACE  
PHOTO  
HERE

**Lei Feng** received his Ph.D. degree in Computer Science from Nanyang Technological University, Singapore, in 2021. He is currently a full professor in the College of Computer Science, Chongqing University, Chongqing, China. His main research interests include weakly supervised learning, statistical learning theory, and data mining. He has published more than 10 papers on top conferences such as ICML, NeurIPS, KDD, CVPR, AAAI, and IJCAI. He has also served as a senior program committee member for IJCAI/AAAI, expert review for ICML,

program committee member (or reviewer) for other top conferences such as NeurIPS, ICLR, KDD, CVPR, ICCV, and AAAI.

PLACE  
PHOTO  
HERE

**Xingzhi Guo** is a Ph.D candidate in the Department of Computer Science at Stony Brook University, NY, USA. His research interests include graph embedding and NLP. He received his M.S. in Computer Science from National Taiwan University in 2018, and received Bachelor's degree in Information and Telecommunication Engineering from Ming Chuan University in 2015.

PLACE  
PHOTO  
HERE

**Yu Zhang** is now a research fellow at University of Cambridge, UK. She received the B.Eng. degree from Shandong University, China, and the M.Sc. degree (Hons.) from Imperial College London, U.K., in 2017 and in 2018, respectively. After that, she received his Ph.D. degree from Nanyang Technological University of Singapore in 2021. Her research interests include bioinformatics and deep learning.

PLACE  
PHOTO  
HERE

**Chi Xu** received his Ph.D. and Bachelor (Honors) from Nanyang Technological University (NTU), Singapore, in 2010 and 2003 respectively. After joined SIMTech A\*Star in 2010, he has been working in the areas of information management and operations analytics for enterprise and supply chain applications. He has developed various technologies which have been licensed to companies in different industries such as aerospace, construction, transportation&logistics, and fast moving consumer goods (FMCG). Currently, he is deputy group manager

of planning and operations management group (POM) of SIMTech. He is responsible to drive the group research direction and capabilities development for operation analytics and system optimization. He is an adjunct assistant professor of School of Computer Science and Engineering (SCSE) of Nanyang Technological University (NTU).

PLACE  
PHOTO  
HERE

**Rui Yin** is now a research fellow at Harvard University. He obtained his B.S. and M.Sc. degree from Shandong University and Central South University in China in 2013 and 2016, respectively, majoring in automation. He received his Ph.D. degree from Nanyang Technological University of Singapore in 2020 in the field of biomedical informatics. Dr. Yin's research interests include but not limited to data mining in bioinformatics, computational genomics and precision medicine, aiming to develop novel computational methods (e.g. machine learning al-

gorithms and artificial intelligence techniques) to help address biomedical questions. While trained as a computer scientist, he maintains active and long-standing collaborations with biologists, clinicians and epidemiologists.