

# 1-Bit Massive MIMO Transmission: Embracing Interference with Symbol-Level Precoding

Ang Li, *Member, IEEE*, Christos Masouros, *Senior Member, IEEE*, A. Lee Swindlehurst, *Fellow, IEEE*, and Wei Yu, *Fellow, IEEE*

**Abstract**—In this paper, we review the usefulness of symbol-level precoding towards hardware-efficient large-scale antenna arrays, driven by the concept of constructive interference. Specifically, we focus on the implementation of low-resolution DACs towards the realization of hardware-efficient base station architectures. We firstly review the concept of constructive interference and symbol-level precoding, and explains how they differ from traditional block-level precoding approaches. Subsequently, we introduce BS transmit architectures with low-resolution DACs and explain why symbol-level precoding can be useful in this specific case. We proceed with some reviews of existing 1-bit precoding schemes and further discuss recent developments in symbol-level precoding methods that target at hardware-efficient large-scale antenna arrays with low-resolution DACs. We show that carefully designed symbol-level precoding schemes can achieve near-optimal performance for BS transmitters with low-resolutions DACs with relatively low computational complexity. Finally, we conclude our paper and highlight some exciting potential research directions for symbol-level precoding and hardware-efficient large-scale antenna arrays.

## I. INTRODUCTION

It has been widely acknowledged that massive multiple-input multiple-output (MIMO) is an attractive enabling technology to support the desired 1000-fold system throughput improvements for fifth-generation (5G) cellular communication systems. By deploying a large-scale antenna array at base stations (BSs) or access points (APs), massive MIMO systems are able to spatially multiplex multiple data streams during the same time and frequency with near-orthogonal transmission simultaneously, offering significant gains in data rates compared to classical small-scale deployments. More importantly, the channel hardening effect further simplifies the channel estimation and power allocation procedure for massive MIMO. Nevertheless, the above potential benefits are premised for ideal fully-digital massive MIMO BSs with infinite-precision digital-to-analog converters (DACs), where losses or signal distortions are not present. In practice, this would require a radio frequency (RF) chain, a highly linear power amplifier (PA) and a pair of DACs per antenna element (higher than 6 bits), and such deployments would result in significant hardware complexity and costs. Furthermore, the vast amount of RF components required by massive MIMO systems significantly increases the total BS power consumption. This is especially true for the downlink, where the PAs and DACs account for the bulk of the power dissipated by the BS. Transmission of signals with a wide dynamic range requires linear PAs with a large back-off that further reduces energy efficiency, while the power consumed by the DACs

grows exponentially with their bit resolution and linearly with their bandwidth.

All of the issues mentioned above have made fully-digital massive MIMO systems prohibitive to deploy in practical wireless communication systems. Towards practical massive MIMO deployment, hardware-efficient massive MIMO architectures have attracted increasing research attention, which can balance the tradeoff between performance, hardware complexity and cost, and power consumption. Existing solutions include analog-only precoding, hybrid analog-digital (HAD) architectures in the millimeter-wave (mmWave) band (defined as FR2 in 5G), constant-envelope (CE) transmission, to name a few [1]. More recently, the use of low-resolution DACs has attracted research attention as a promising solution for hardware-efficient massive MIMO in both the sub-6 GHz band (defined as FR1 in 5G) and the mmWave band, which is the focus of this paper.

Compared to the HAD architecture and CE transmission which reduce the number of RF chains to reduce complexity, the implementation of low-resolution DACs retains the benefits in degrees of freedom for massive MIMO by reducing the hardware cost, complexity and the resulting power consumption on each RF chain [2]. Given that two DACs are required per RF chain, the aforementioned three factors can be greatly alleviated through the implementation of low-resolution DACs, especially the 1-bit DACs. Meanwhile, similar to the case of CE transmission that enjoys low peak-to-average-power-ratio (PAPR) transmission, the 1-bit DAC outputs also meet the CE requirement, which enables to deploy the most power-efficient PAs at each antenna port to further reduce the hardware cost and improve the energy efficiency. **In the 1-bit precoding design, ...** In the following, we overview the precoding approaches for 1-bit DAC transmission based on the mean-squared error (MSE) metric, and further highlight the opportunities and benefits of interference exploitation.

### A. Classical 1-Bit DAC Transmission: MSE-based Approaches

Precoding design for 1-bit DACs ranges from adaptation of traditional linear precoding to optimization-based nonlinear methods. Of these, the simple adaptation of traditional linear zero-forcing (ZF) precoding and MSE-based approaches, which apply a closed-form precoding matrix to a stream of data symbols over time in a transmission block (a block of symbols), within which the wireless channel remains constant, requires the lowest computational complexity. These techniques yield poor error-rate performance due to the se-

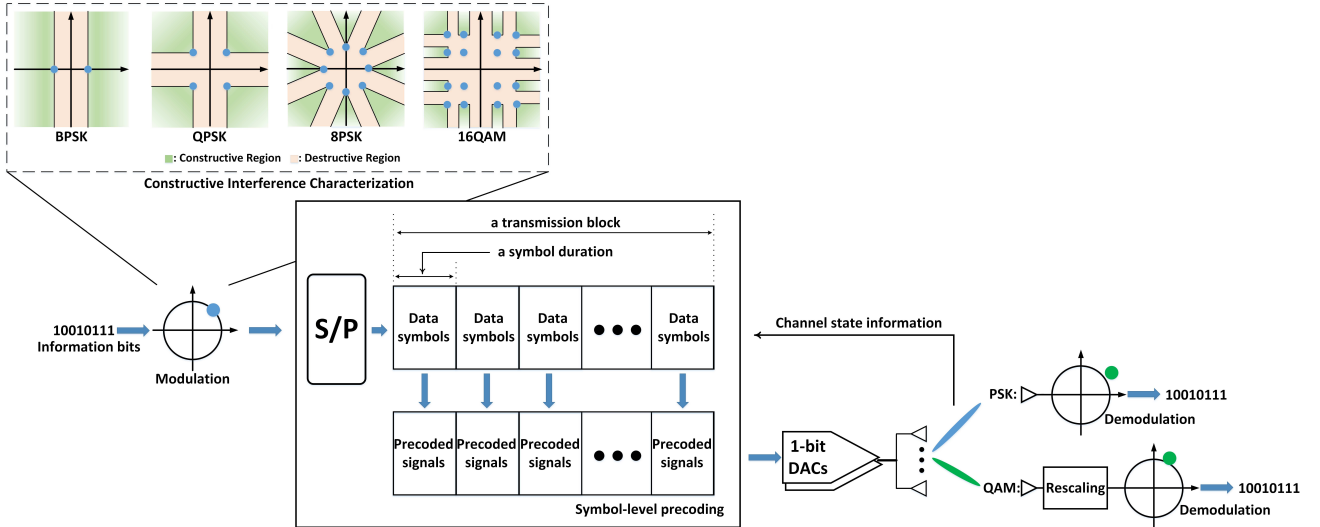


Figure 1. A generic framework for 1-bit massive MIMO communication systems based on constructive interference.

vere signal distortions from the 1-bit DACs that cannot be compensated with block-level precoding. [3].

Providing a reasonable performance with 1-bit DACs necessitates a symbol-by-symbol signal design, i.e., symbol-level precoding. In such approaches, the signals to be transmitted are directly designed, where the channel state information (CSI) as well as the knowledge of the data symbols are exploited, which is different from traditional block-level precoding designs where the precoding matrices depend only on the CSI. Moreover, given that the precoding matrices for symbol-level precoding may not have explicit expressions and the precoding procedure may not be linear, in the 1-bit precoding literature they are thus referred to as ‘nonlinear precoding’ methods and usually the precoded signals to be transmitted are directly designed, as shown in Figure 1. Targeting the symbol-level MSE between the intended data symbols and received symbols subject to the 1-bit constraint, one line of research employs a least-square approach in [4], where the biconvex relaxation framework is adopted for 1-bit precoding design, and the resulting biConvex 1-bit Precoding (C1PO) algorithm is shown to be superior to the 1-bit linear approaches. For very large multi-antenna systems, [4] further provides a low-complexity alternative to the 1-bit C1PO algorithm based on forward-backward splitting, referred to as ‘1-bit C2PO’. Near-optimal 1-bit precoding solutions relying on the semidefinite relaxation (SDR) method as well as the adaptation of sphere decoding have been employed in [5], both of which are applicable to small- and moderately-sized systems. For QAM modulation, [7] proposes a 1-bit precoding framework for SER minimization via the combination of a novel penalty method and an inexact majorization-minimization process. These traditional MSE-based 1-bit precoding schemes treat interference as a detrimental effect which is to be minimized using the MSE metric.

While the works mentioned above focus on optimization techniques for finding the appropriate transmit signals for fixed constellations, an equally important dimension in 1-bit

precoding is constellation design. The 1-bit precoding problem can be thought of assigning  $\{\pm 1 \pm j\}$  to each of the transmit antennas so that for the given channel, a desired constellation point is synthesized at the receiver. It turns out that in the regime of a large-scale transmit antenna array, it can be shown that restricting the transmit signal to be  $\{\pm 1 \pm j\}$  as with 1-bit DACs only provides  $\sqrt{\frac{2}{\pi}}$  or 80% of the dynamic range at the user side compared to the case of infinite-resolution transmit signals [6]. As long as the constellation range is reduced to about 80% of the infinite-resolution case, the 1-bit precoder design problem becomes considerably easier – heuristic greedy and exhaustive search algorithms can already do well when a large number of transmit antennas is implemented at the cellular BS [6].

We refer the readers to Table I which provides a thorough summary of representative 1-bit precoding schemes in the literature. Compared with linear closed-form 1-bit methods, nonlinear 1-bit precoding schemes are shown to offer significant error-rate improvements, but require increased complexity since an iterative optimization problem must be solved at the symbol rate [5].

### B. 1-Bit DAC Transmission: The Scope for Interference Exploitation

While both the linear and nonlinear 1-bit precoding techniques mentioned above have their distinct benefits and drawbacks, we note an important feature that has been neglected in these 1-bit precoding designs: When we shift the precoding design from the traditional block level to the symbol level, the MSE-based approach shown in Figure 2 that aims to suppress all interference is no longer optimal. As will be explained in the following, interference need not be constrained in all directions around the nominal constellation point. Instead, interference exploitation techniques based on the concept of constructive interference (CI) and destructive interference (DI) are able to exploit beneficial interference inherent in multi-user transmission and the interference artificially introduced

1-Bit Precoding Scheme	Design Principle	Methodology	Linear or Nonlinear	Error Rate	Complexity	Feature
1-bit ZF	Block-level ZF	Direct 1-bit quantization	Linear	Poor	Low	Closed-form precoding matrix
1-bit MMSE [3]	Block-level MMSE					
1-bit CIPO [4]	Symbol-level MSE	Biconvex relaxation + alternating optimization	Nonlinear (Symbol-level)	Good with PSK signaling	Moderate	Applicable to all modulations
1-bit C2PO [4]		forward-backward splitting method		Good with PSK signaling	Moderate, less than CIPO	Strong connection with CIPO via series expansion
1-bit SDR [5]		Semidefinite programming and relaxation		Near-optimal	High	Only applicable to moderately-sized systems
1-bit SQUID [5]		Douglas-Rachford splitting		Promising	Moderate	Comparable performance to SDR with low complexity
1-bit SP [5]		Sphere precoding + tree search		Near-optimal	Prohibitive	Only applicable to small-sized systems
1-bit-Greedy [6]		Greedy + exhaustive search		Near-optimal	Moderate	With proper constellation range design and with large antenna array
1-bit MM [7]		SER minimization		Penalty method + majorization-minimization	Promising	Moderate
1-bit BB [8]	CI	Full branch-and-bound	Nonlinear (Symbol-level)	Optimal	Prohibitive	PSK only, only applicable to small-sized systems
1-bit LP [9]		Linear programming formulation		Good with PSK signaling	Moderate	Applicable to both PSK and QAM
1-bit SS [2]		3-stage algorithm		Good	Moderate	PSK only
1-bit IST [10]		Iterative soft thresholding + bit flipping		Promising	Moderate	PSK only, allows zero-power allocation
1-bit P-BB [11]		Partial branch-and-bound		Near-optimal	Moderate	Applicable to both PSK and QAM

TABLE I: A summary of both linear and nonlinear 1-bit precoding schemes in the literature.

from 1-bit quantization. This factor was not fully explored in the traditional MSE-based 1-bit precoding solutions mentioned above, where all the interference is minimized, and can yield additional performance improvements [1], as will be shown in Section III.

Motivated by the above, this article provides an overview of symbol-level precoding designs tailored for 1-bit massive MIMO systems through the concept of CI. We begin by characterizing the notion of CI and explain how it can benefit 1-bit transmission. Subsequently, we discuss the extension of interference exploitation to 1-bit massive MIMO systems by describing several CI-based 1-bit solutions.

## II. CI CHARACTERIZATION

We begin by introducing the concept of CI, followed by the description of CI signal design for downlink 1-bit massive MIMO.

### A. The Concept of Interference Exploitation

Information theory and the notion of dirty-paper coding indicate that known interference will not degrade the capacity of the wireless broadcast channel when CSI is available, and that it is optimal to use interference-cognizant coding rather than just cancelling it. In addition to CSI, the data to be transmitted is also available at the BSs, but such information is not fully exploited by traditional block-level precoding methods. This is the idea behind CI exploitation, as illustrated in Figure 2 for the  $1+j$  constellation point of quadrature phase

shift keying (QPSK) modulation. In this case, the constellation decision boundaries are formed by the real and imaginary axes, and we can define CI as interference that pushes the received signal further away from these axes. Such ‘‘interference’’ is beneficial and increases useful signal power, thus offering error-rate improvements [12]. As a toy example, consider a two-user scenario in which the desired and the interfering data symbols are  $s_1 = 1$  and  $s_2 = -1$  respectively, both drawn from a BPSK constellation. For simplicity, assume the channel between the transmitter and receiver is  $h_1 = 1$ , and the interfering channel is  $h_2 = \rho$ . When  $\rho > 0$ , the received signal  $r = h_1 s_1 + h_2 s_2 = 1 - \rho < 1$ , which means that the received symbol is pushed closer to the decision boundary by the interfering signal, and hence destructive interference is observed. On the contrary, when  $\rho < 0$ , the received signal  $r = h_1 s_1 + h_2 s_2 = 1 - \rho > 1$ , and the received symbol is pushed further away from the decision boundary by the interfering signal, in which case constructive interference is observed.

Interference exploitation is achieved by controlling both the magnitude and the phase of the interfering signals through symbol-level precoding, and all of the interfering signals can be made constructive to the signal of interest, allowing the received signals to fall inside the constructive region of the constellation instead of the MSE region and move further from the decision thresholds of the constellation, leading to improved performance. Consequently, the MSE metric that aims to minimize the difference between the received and

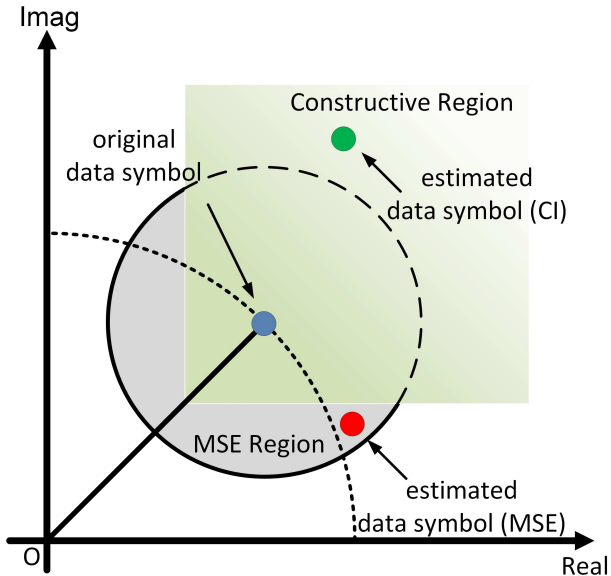


Figure 2. An illustration of the advantage of the CI metric compared with MSE.

transmitted symbol as in Figure 2 is sub-optimal. Given that the interference due to 1-bit DACs is a symbol-level phenomenon and that the existing 1-bit precoding solutions mentioned above neglect the use of CI to further benefit the 1-bit precoding, the concept of interference exploitation finds particular application to 1-bit transmission.

### B. CI Signal Design

The essential idea of CI signal design is to exploit interference instead of suppressing it via symbol-level precoding, pushing the received signals as far as possible away from their corresponding decision boundaries. The resulting increased distance to the decision boundaries translates into an increase in the received SINR, thus leading to an improved performance for each receiver.

Recall Figure 1 where we depict the CI-based 1-bit precoding procedure for a generic multi-user transmission scenario. Based on the modulation type, the constructive region within which all the interfered signals achieve CI is determined, denoted by the green shaded areas in the constellations of Figure 1. For example, since the decision boundary for binary phase shift keying (BPSK) modulation is the imaginary axis only, the interference is constructive as long as its real part shares the same sign as the real part of the intended signal. Interference can be similarly characterized for higher-order PSK modulations and quadrature amplitude modulation (QAM), and we refer the readers to [1] for more explicit descriptions and mathematical formulations. Subsequently, given that both the data symbols and CSI are available at the BS, symbol-level precoding techniques design the transmit signal vector such that all the interfering signals for each user are simultaneously made constructive to the signal of interest. By exploiting CI, the interfering signals that were harmful to the wireless transmission now become beneficial. Moreover,

the transmit power that was used to suppress interference in traditional block-level precoding methods can now be used more judiciously via symbol-level precoding. The above two effects jointly offer a signal-to-noise ratio (SNR) gain of over 7.5dB for PSK modulations and 5dB for QAM modulations, when compared with traditional ZF and MMSE precoding methods with an uncoded bit error rate (BER) target of  $10^{-3}$  in a typical small-scale  $12 \times 12$  MIMO system [1].

Similarly, for 1-bit precoding, in addition to the inter-user interference that is inherent in wireless transmission, there also exists artificial interference introduced by the coarse quantization of the 1-bit DACs. In this rich interference environment, both sources of interference can be made constructive to the users, as discussed in the following.

### III. CI-BASED 1-BIT PRECODING SOLUTIONS

A number of CI-based 1-bit precoding schemes have already appeared in the literature, adopting the CI concept either implicitly or explicitly. For example, [8] proposes the optimal 1-bit solution via the branch-and-bound (BB) framework, which applies to small-sized MIMO systems due to the prohibitive computational costs of the BB operations. In addition, [10] enables zero-power allocation for part of the antenna elements in 1-bit precoding design, and has shown that such an approach enables further performance improvements under certain scenarios. It should be mentioned that although the concept of CI is not mentioned explicitly, the problem formulation in the two works above coincides with the symbol-scaling formulation in [2]. Below, we highlight some representative CI-based 1-bit precoding designs.

#### A. Linear Programming based Solution

We first introduce a computationally efficient 1-bit precoding solution based on the linear programming (LP) formulation. This approach is formulated in [9], and designs the 1-bit precoding which aims to maximize the safety margin (the constructive region defined in the CI concept) to the decision thresholds by incorporating the classical CI constraint into the 1-bit precoding optimization problem. As opposed to traditional CI precoding for fully-digital MIMO systems where the formulated problem is a second-order cone programming (SOCP) problem, a simple LP formulation can be obtained by relaxing the discrete 1-bit constraints to inequality constraints on the real parts and imaginary parts for the transmit signal, and the solution is then obtained by enforcing a 1-bit quantization on the result of the LP optimization. The performance gains of the CI-based 1-bit LP solution includes promising error-rate performance with low computational complexity, obtained by exploiting interference rather than minimizing it. To illustrate the corresponding error-rate performance, Figure 3(a) presents the bit error rate (BER) performance with an increase in the transmit SNR in a typical massive MIMO scenario with standard uncorrelated Rayleigh fading channels, where the BS is equipped with  $N_T = 128$  transmit antennas, and there are  $K = 8$  single-antenna users, benchmarked by several linear and nonlinear 1-bit precoding methods in the literature. Since 1-bit precoding algorithms are designed in the baseband, they

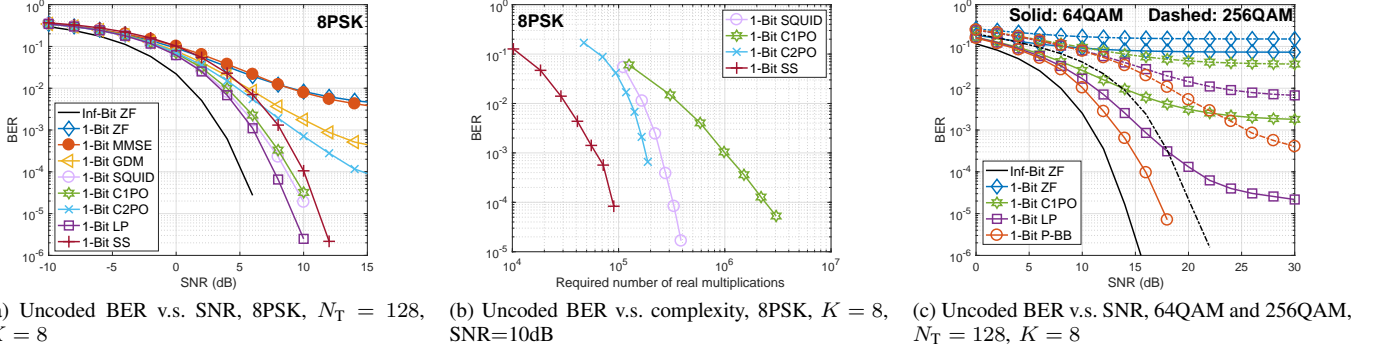


Figure 3. Numerical comparison of CI-based and MSE-based 1-bit precoding in the literature, standard uncorrelated Rayleigh fading channel, the maximum number of iterations for ‘1-Bit SQUID’, ‘1-Bit C1PO’ and ‘1-Bit C2PO’ is 50, 20 and 20, respectively [2], [11].

apply to both the sub-6 GHz and mmWave bands, although standard uncorrelated Rayleigh fading channels are adopted to generate the numerical results in Figure 3 as a representative example. As observed, the ‘1-Bit LP’ [9] exhibits the best BER result compared with other benchmark schemes and the SNR loss compared to unquantized ZF precoding is less than 3dB when the BER target is  $10^{-5}$ , bearing in mind that only 1-bit DACs instead of high-resolution ones are employed.

### B. Symbol Scaling based Solution

We next illustrate an alternative low-complexity 1-bit precoder based on symbol scaling. The mathematical relationship between these approaches is formulated in [2], along with a three-stage algorithm based on this idea, referred to here as ‘1-bit SS’ for symbol scaling. In particular, the values of the precoded signals for some antennas are allocated in the first stage following a specific criterion based on the data symbol and CSI. The second stage allocates the 1-bit signals for the residual entries of the transmit signals based on two different design criterions. The final stage includes a refinement process which performs a greedy algorithm to see if the CI effect can be further improved by modifying the sign of each precoded signal. The superiority of the ‘1-bit SS’ scheme lies in its performance-complexity tradeoff, achieved using an efficient iterative algorithm instead of solving an optimization problem. To illustrate the favorable performance-complexity tradeoff offered by the proposed 1-bit SS scheme, Figure 3(b) plots the BER against the analytical complexity for  $K = 8$  users with a transmit SNR of 10dB, where the number of transmit antennas varies from 32 to 128. As can be observed, the 1-bit SS scheme is superior to the existing 1-bit algorithms in the literature, requiring only 10% the complexity at the cost of only slight BER losses.

### C. P-BB based Near-Optimal Solution

Next we describe a near-optimal 1-bit precoding solution that leverages the partial branch-and-bound (P-BB) approach, which applies to both PSK and QAM modulations. This method is based on that most entries in the 1-bit transmit signal of the solution to the LP formulation discussed in

Section III-A already satisfy the 1-bit requirement, and the quantization losses are due to the relatively small portion of entries that fail to obey the 1-bit constraint [11]. The approach in [11] leaves the entries already satisfying the constraint unchanged, and only applies the BB procedure to those for which the constraint is inactive. As a result, the complexity relative to previous BB approaches is significantly reduced, and meanwhile the error-rate performance has been improved over the ‘1-bit LP’ method because the introduced P-BB framework returns a near-optimal solution. To numerically demonstrate the performance gains, in Figure 3(c) we depict the BER result for both 64QAM and 256QAM modulation as the transmit SNR increases, where it is observed that the performance of the traditional interference-suppression approaches degrades severely, although they exhibit competitive error-rate performance when PSK signaling is employed. The 1-bit precoding design via P-BB exhibits a transmit SNR gain of more than 4dB for 64QAM and 6dB for 256QAM over existing 1-bit precoding designs, validating its superiority.

## IV. OPEN CHALLENGES AND FUTURE WORKS

Hardware-efficient massive MIMO systems based on CI are still an open and ongoing research topic for 5G and future wireless communication systems. Some interesting research directions in the future are identified in the following.

### A. CI Precoding for Different DAC Architectures

One of the potential future works in this field is the study of alternative DAC architectures. A representative work uses a spatial version of Sigma-Delta modulation with 1-bit precoding in [13], which leads to simplified optimization problem formulations for 1-bit precoding by transforming the complicated binary optimization into peak amplitude constraints and better control over the 1-bit quantization for massive MIMO. In addition to the above, using DACs with more than one bit per dimension can be another option, which leads to improved error-rate performance and even approaches the ideal unquantized case, at the expense of increased hardware costs. This problem was considered for the LP approach in [9] for the case of polar DACs, where the CE property of the transmit signal

is maintained by distributing the quantization points around the unit circle. For such studies, a natural question arises: what is the optimal bit resolution for DACs that should be adopted at low, medium, and high SNR regimes in terms of the error-rate, hardware-efficiency and energy-efficiency tradeoff? The literature would benefit from an analytical performance study of massive MIMO with low-resolution DACs, founded on which, practical block/symbol-level few-bit-DAC precoding designs could be developed.

### B. Task-based Quantization

Recently, a new concept referred to as ‘task-based quantization (TBQ)’ has emerged in the signal processing community as a counterpart to traditional quantization methods [14]. The TBQ technique considers the specific task of the system in the quantization design, leading to improved performance compared to traditional quantizers that only aim to accurately represent the underlying signals. The superiority of TBQ over traditional quantization techniques is analogous to that of CI-based 1-bit precoding designs over traditional MSE-based designs, since it takes into account how the signals are processed post-reception. While TBQ has been shown to be a promising technique for channel estimation in the uplink when low-resolution analog-to-digital converters (ADCs) are deployed at the massive MIMO array, the combination of the TBQ concept with interference exploitation has stimulated new research directions for the data transmission of massive MIMO in the downlink.

### C. Effect of Nonlinear Power Amplifiers

Practical wireless communication systems often operate the PAs in the nonlinear region near saturation in order to improve power efficiency, which generally works well with CE transmissions such as CE precoding (CEP) or 1-bit DACs, as described above. However, if few-bit DACs are employed at cellular BSs and the transmit signals are no longer CE, the input signals with increased PAPR may incur severe in-band distortion and out-of-band radiation that further deteriorate the system performance. Thus, the effect of imperfect nonlinear PAs must be taken into account if focus is shifted to higher-order DACs in future works, which would require a rethinking of the communication model that takes into account the resulting signal distortion of the nonlinear PAs. This will potentially lead to a joint optimization problem on the DAC resolution, precoded signals and their corresponding peak power values that need to be carefully designed for a promising performance tradeoff.

### D. Machine Learning based 1-Bit CI Transmitter

The solutions discussed above for the precoded signal design for 1-bit DACs are all based on model-based approaches, where the intended precoded signal is obtained either by solving an optimization problem or through an (iterative) algorithm, both featuring system parameters that are tuned manually. Recently, machine learning and deep neural networks have extensively been discussed in the literature

for their potential applications in wireless communication systems. Machine learning has already found applications in image/audio processing, social behavior analyses, economics and finance, and has been shown to be particularly effective in the field of pattern recognition and natural language processing. The application of machine learning and deep neural networks (DNNs) to 1-bit precoding has already started to emerge [15], especially utilizing the concept of auto-encoders to model the end-to-end 1-bit precoding procedure as a DNN. A key advantage of such an approach is that the channel uncertainty can be taken into account in the training process for the auto-encoder. By using a data-driven approach, neural network based encoder and decoder, along with optimized constellation, can be designed in a manner that makes the overall system robust to the changing channel propagation conditions.

## V. CONCLUSIONS

This article has given an overview of the potential of employing interference exploitation in hardware-constrained massive MIMO systems. We have discussed how interference can be categorized as either constructive or destructive and how interference artificially introduced in downlink 1-bit massive MIMO systems can be manipulated to further benefit the system performance. The overviewed solutions offer prominent gains in terms of the error-rate performance, validating the potential of exploiting CI to guarantee both energy-efficient and hardware-efficient massive MIMO architectures. Still, there exist a number of open challenges that are yet to be addressed, opening a broad and exciting new research area for the years to come.

## ACKNOWLEDGMENT

This work was supported by the EPSRC project EP/R007934/1, the Canada Research Chairs Program, and the Science and Technology Program of Shaanxi Province under Grant No. 2019KW-007 and No. 2020KW-007.

## REFERENCES

- [1] A. Li, D. Spano, J. Krivochiza, S. Domouchtsidis, C. G. Tsinos, C. Masouros, S. Chatzinotas, Y. Li, B. Vucetic, and B. Ottersten, “A Tutorial on Interference Exploitation via Symbol-Level Precoding: Overview, State-of-the-Art and Future Directions,” *IEEE Commun. Surveys & Tut.*, vol. 22, no. 2, pp. 796–839, Secondquarter 2020.
- [2] A. Li, C. Masouros, F. Liu, and A. L. Swindlehurst, “Massive MIMO 1-Bit DAC Transmission: A Low-Complexity Symbol Scaling Approach,” *IEEE Trans. Wireless Commun.*, vol. 17, no. 11, pp. 7559–7575, Nov. 2018.
- [3] O. B. Usman, H. Jedda, A. Mezghani, and J. A. Nossek, “MMSE Precoder for Massive MIMO Using 1-Bit Quantization,” in *2016 IEEE International Conference on Acoustics, Speech and Signal Processing (ICASSP)*, Shanghai, 2016, pp. 3381–3385.
- [4] O. Castañeda, S. Jacobsson, G. Durisi, M. Coldrey, T. Goldstein, and C. Studer, “1-Bit Massive MU-MIMO Precoding in VLSI,” *IEEE J. Emer. Sel. Topics Cir. Sys.*, vol. 7, no. 4, pp. 508–522, Dec. 2017.
- [5] S. Jacobsson, G. Durisi, M. Coldrey, T. Goldstein, and C. Studer, “Quantized Precoding for Massive MU-MIMO,” *IEEE Trans. Commun.*, vol. 65, no. 11, pp. 4670–4684, Nov. 2017.
- [6] F. Sohrabi, Y. Liu, and W. Yu, “One-Bit Precoding and Constellation Range Design for Massive MIMO with QAM Signaling,” *IEEE J. Sel. Topics in Sig. Process.*, vol. 12, no. 3, pp. 557–570, June 2018.

- [7] M. Shao, Q. Li, W.-K. Ma, and A. M. So, "A Framework for One-Bit and Constant-Envelope Precoding over Multiuser Massive MISO Channels," *IEEE Trans. Sig. Process.*, vol. 67, no. 20, pp. 5309–5324, Oct. 2019.
- [8] L. T. N. Landau and R. C. de Lamare, "Branch-and-Bound Precoding for Multiuser MIMO Systems with 1-Bit Quantization," *IEEE Wireless Commun. Lett.*, vol. 6, no. 6, pp. 770–773, Dec. 2017.
- [9] H. Jedda, A. Mezghani, A. L. Swindlehurst, and J. A. Nossek, "Quantized Constant Envelope Precoding With PSK and QAM Signaling," *IEEE Trans. Wireless Commun.*, vol. 17, no. 12, pp. 8022–8034, Dec. 2018.
- [10] G. Park and S. Hong, "Construction of 1-Bit Transmit-Signal Vectors for Downlink MU-MISO Systems with PSK Signaling," *IEEE Trans. Veh. Tech.*, vol. 68, no. 8, pp. 8270–8274, Aug. 2019.
- [11] A. Li, F. Liu, C. Masouros, Y. Li, and B. Vucetic, "Interference Exploitation 1-Bit Massive MIMO Precoding: A Partial Branch-and-Bound Solution with Near-Optimal Performance," *IEEE Trans. Wireless Commun.*, vol. 19, no. 5, pp. 3474–3489, May 2020.
- [12] C. Masouros and G. Zheng, "Exploiting Known Interference as Green Signal Power for Downlink Beamforming Optimization," *IEEE Trans. Sig. Process.*, vol. 63, no. 14, pp. 3628–3640, July 2015.
- [13] M. Shao, W.-K. Ma, Q. Li, and A. L. Swindlehurst, "One-Bit Sigma-Delta MIMO Precoding," *IEEE J. Sel. Topics in Sig. Process.*, vol. 13, no. 5, pp. 1046–1061, Sept. 2019.
- [14] N. Shlezinger, Y. C. Eldar, and M. R. D. Rodrigues, "Asymptotic Task-Based Quantization with Application to Massive MIMO," *IEEE Trans. Sig. Process.*, vol. 67, no. 15, pp. 3995–4012, Aug. 2019.
- [15] F. Sohrabi, H. V. Cheng, and W. Yu, "Robust Symbol-Level Precoding via Autoencoder-Based Deep Learning," in *IEEE International Conference on Acoustics, Speech and Signal Processing (ICASSP)*, Barcelona, 2020.