

Constraints on cosmological parameters from gamma-ray burst peak photon energy and bolometric fluence measurements and other data

Narayan Khadka,¹[★] and Bharat Ratra,¹[†]

¹*Department of Physics, Kansas State University, 116 Cardwell Hall, Manhattan, KS 66502, USA*

Accepted XXX. Received YYY; in original form ZZZ

ABSTRACT

We use measurements of the peak photon energy and bolometric fluence of 119 gamma-ray bursts (GRBs) extending over the redshift range of $0.3399 \leq z \leq 8.2$ to simultaneously determine cosmological and Amati relation parameters in six different cosmological models. The resulting Amati relation parameters are almost identical in all six cosmological models, thus validating the use of the Amati relation in standardizing these GRBs. The GRB data cosmological parameter constraints are consistent with, but significantly less restrictive than, those obtained from a joint analysis of baryon acoustic oscillation and Hubble parameter measurements.

Key words: (*cosmology:*) cosmological parameters – (*cosmology:*) observations – (*cosmology:*) dark energy

1 INTRODUCTION

If general relativity provides an accurate description of cosmological gravitation, dark energy is needed to explain the observed accelerated expansion of the current universe. At the current epoch, dark energy is the major contributor to the energy budget of the universe. Most cosmological models are based on the cold dark matter (CDM) scenario named after the second largest contribution to the current cosmological energy budget. There are a variety of CDM models under discussion now, based on different dark energy models. Peebles (1984) proposed that Einstein’s cosmological constant Λ contributes a large part of the current energy budget of the universe. In this spatially flat model—which is consistent with many cosmological measurements (Alam et al. 2017; Farooq et al. 2017; Scolnic et al. 2018; Planck Collaboration 2018)— Λ is responsible for the accelerated expansion of the universe. This is the simplest CDM model which is observationally consistent with the accelerated expansion of the universe. In this Λ CDM standard model, the spatially homogenous cosmological constant Λ contributes $\sim 70\%$ of the cosmological energy budget, the second most significant contributor being the cold dark matter which contributes $\sim 25\%$, and third place is occupied by ordinary baryonic matter which contributes $\sim 5\%$.

Observational data however do not yet have sufficient

precision to rule out extensions of the standard spatially-flat Λ CDM model. For example, dynamical dark energy (Peebles & Ratra 1988) that slowly varies in time and space remains observationally viable. Slightly non-flat spatial geometries are also not inconsistent with current observational constraints.¹ In this paper we study the Λ CDM model as well as dynamical dark energy models, both spatially-flat and non-flat.

One of the main goals in cosmology now is to find the cosmological model that most accurately approximates the universe. A related important goal is to measure cosmological parameters precisely. To accomplish these goals require more and better data. Cosmological models are now largely tested in the redshift range $0 < z < 2.3$, with baryon acoustic oscillation (BAO) measurements providing the $z \sim 2.3$ constraints, and with cosmic microwave background (CMB) anisotropy data at $z \sim 1100$. There are only a few cosmological probes that access the $z \sim 2$ to $z \sim 1100$ part of the universe. These include HII starburst galaxies which reach

¹ For observational constraints on spatial curvature see Farooq et al. (2015), Chen et al. (2016), Yu & Wang (2016), Rana et al. (2017), Ooba et al. (2018a,b,c), DES Collaboration (2019), Yu et al. (2018), Park & Ratra (2018a,b,c, 2019, 2020), Wei (2018), Xu et al. (2019), Li et al. (2019), Giambó et al. (2019), Coley (2019), Eingorn et al. (2019), Jesus et al. (2019), Handley (2019), Wang et al. (2019), Zhai et al. (2019), Geng et al. (2020), Kumar et al. (2020), Efstathiou & Gratton (2020), Di Valentino et al. (2020), Gao et al. (2020) and references therein.

[★] E-mail: nkhadka@phys.ksu.edu

[†] E-mail: ratra@phys.ksu.edu

to $z \sim 2.4$ (Siegel et al. 2005; Mania & Ratra 2012; González-Morán et al. 2019; Cao et al. 2020, and references therein), quasar angular size measurements which reach to $z \sim 2.7$ (Gurvits et al. 1999; Chen & Ratra 2003; Cao et al. 2017; Ryan et al. 2019; Cao et al. 2020, and references therein), and quasar flux measurements that reach to $z \sim 5$ (Risaliti & Lusso 2015, 2019; Khadka & Ratra 2020a,b; Yang et al. 2019, and references therein).

Gamma-ray burst (GRBs) are another higher redshift probe of cosmology (Lamb & Reichart 2000; Samushia & Ratra 2010; Liu & Wei 2015; Lin et al. 2016; Wang et al. 2016; Demianski et al. 2017, 2019; Amati et al. 2019; Dirirsa et al. 2019; Kumar et al. 2020; Montiel et al. 2020, and references therein). As a consequence of the enormous energy released during the burst, GRBs have been observed at least up to $z \sim 8.2$. The cosmology of the $z \sim 5 - 8$ part of the universe is to date primarily accessed by GRBs. So if we can standardize GRBs this could help us study a very large part of the universe that has not yet been much explored.

There have been many attempts to standardize GRBs using phenomenological relations (Amati et al. 2002; Ghirlanda et al. 2004; Liang & Zhang 2005, and references therein). One such relation is the non-linear Amati relation (Amati et al. 2002) between the peak photon energy E_p and the isotropic energy E_{iso} of a GRB. We test this relation and use it to constrain cosmological parameters in six different cosmological models. From our study of the Amati relation in six different cosmological models, we find, for the GRB data we study, that the parameters of the Amati relation are independent of the cosmological model we consider. This means that the Amati relation can standardize the GRBs we consider and so makes it possible to use them as a cosmological probe. Our demonstration of the cosmological-model-independence of the Amati relation is the most comprehensive to date.

The GRB data we use have large error bars and so do not provide restrictive constraints on cosmological parameters. However, the GRB constraints are consistent with those we derive from BAO and Hubble parameter $[H(z)]$ data and so we also perform joint analyses of the GRB + BAO + $H(z)$ data. Future improvements in GRB data should provide more restrictive constraints and help fill part of the observational data gap between the highest $z \sim 2.3$ BAO data and the $z \sim 1100$ CMB anisotropy data.

This paper is organized as follows. In Sec. 2 we describe the cosmological models that we study. In Sec. 3 we discuss the data that we use to constrain cosmological parameters in these models. In Sec. 4 we describe the methodology adopted for these analyses. In Sec. 5 we present our results, and we conclude in Sec. 6.

2 MODELS

We work with six different general relativity dark energy cosmological models. Three are spatially-flat, the other three allow for non-zero spatial curvature. Each model is used to compute the luminosity distances of cosmological events at known redshifts, which can be used to predict observed quantities in terms of the parameters of the cosmological model. The luminosity distance depends on the cosmological

expansion rate—the Hubble parameter—which is a function of redshift z and the cosmological parameters of the model.

In the Λ CDM model the Hubble parameter is

$$H(z) = H_0 \sqrt{\Omega_{m0}(1+z)^3 + \Omega_{k0}(1+z)^2 + \Omega_\Lambda}, \quad (1)$$

where Ω_{m0} , Ω_{k0} , and Ω_Λ are the current values of the non-relativistic matter density, spatial curvature energy density, and cosmological constant dark energy density parameters, and H_0 is the Hubble constant. The three energy density parameters are related as $\Omega_{m0} + \Omega_{k0} + \Omega_\Lambda = 1$. In the Λ CDM model Ω_Λ is a constant. In the spatially-flat cosmological models $\Omega_{k0} = 0$. In the spatially-flat Λ CDM model, Ω_{m0} and H_0 are chosen to be the free parameters. In the spatially non-flat Λ CDM model, Ω_{m0} , Ω_Λ , and H_0 are taken to be the free parameters.

In the XCDM parametrization the Hubble parameter is

$$H(z) = H_0 \sqrt{\Omega_{m0}(1+z)^3 + \Omega_{k0}(1+z)^2 + \Omega_{X0}(1+z)^{3(1+\omega_X)}}, \quad (2)$$

where Ω_{X0} is the current value of the X -fluid dynamical dark energy density parameter and ω_X is the equation of state parameter for the X -fluid. The X -fluid pressure P_X and energy density ρ_X are related through the equation of state $P_X = \omega_X \rho_X$. The three energy density parameters are related as $\Omega_{m0} + \Omega_{k0} + \Omega_{X0} = 1$. In the $\omega_X = -1$ limit the XCDM parametrization reduces to the Λ CDM model. In this parametrization dark energy is dynamical when $\omega_X \neq -1$, and when $0 > \omega_X > -1$ its energy density decreases with time. In the spatially-flat XCDM parametrization, Ω_{m0} , ω_X , and H_0 are taken to be the free parameters while in the non-flat XCDM parametrization, Ω_{m0} , Ω_{k0} , ω_X , and H_0 are chosen to be the free parameters.

In the ϕ CDM model dynamical dark energy is modeled as a scalar field ϕ (Peebles & Ratra 1988; Ratra & Peebles 1988; Pavlov et al. 2013).² Here we consider a scalar field potential energy density $V(\phi)$ of the inverse power law form

$$V(\phi) = \frac{1}{2} \kappa m_p^2 \phi^{-\alpha}, \quad (3)$$

where m_p is the Planck mass, α is a positive parameter, and κ is a function of α

$$\kappa = \frac{8}{3} \left(\frac{\alpha+4}{\alpha+2} \right) \left[\frac{2}{3} \alpha(\alpha+2) \right]^{\alpha/2}. \quad (4)$$

With this potential energy density, the equations of motion of a homogenous cosmological model are

$$\ddot{\phi} + \frac{3\dot{a}}{a} \dot{\phi} - \frac{1}{2} \alpha \kappa m_p^2 \phi^{-\alpha-1} = 0, \quad (5)$$

and,

$$\left(\frac{\dot{a}}{a} \right)^2 = \frac{8\pi}{3m_p^2} (\rho_m + \rho_\phi) - \frac{k}{a^2}. \quad (6)$$

² For observational constraints on the ϕ CDM model see Yashar et al. (2009), Samushia et al. (2010), Campanelli et al. (2012), Farooq & Ratra (2013), Farooq et al. (2013), Avsajanishvili et al. (2015), Sòla et al. (2017), Sòla Peracaula et al. (2018, 2019), Zhai et al. (2017), Ooba et al. (2018b, 2019), Sangwan et al. (2018), Park & Ratra (2018a), Singh et al. (2019), Mitra et al. (2019), Cao et al. (2020), and references therein.

Here overdots denote derivatives with respect to time, k is positive, zero, and negative for closed, flat, and open spatial hypersurfaces, ρ_m is the non-relativistic matter density, and ρ_ϕ is the contribution to the energy density from the scalar field

$$\rho_\phi = \frac{m_p^2}{32\pi}[\dot{\phi}^2 + \kappa m_p^2 \phi^{-\alpha}]. \quad (7)$$

By solving eqs. (5) and (6) numerically we can compute the scalar field energy density parameter

$$\Omega_\phi(z, \alpha) = \frac{8\pi\rho_\phi}{3m_p^2 H_0^2}. \quad (8)$$

The Hubble parameter in the ϕ CDM model is

$$H(z) = H_0 \sqrt{\Omega_{m0}(1+z)^3 + \Omega_{k0}(1+z)^2 + \Omega_\phi(z, \alpha)}, \quad (9)$$

where $\Omega_{m0} + \Omega_{k0} + \Omega_\phi(z=0, \alpha) = 1$ and in the limit $\alpha \rightarrow 0$ the ϕ CDM model reduces to the Λ CDM model. In the spatially-flat ϕ CDM model, Ω_{m0} , α , and H_0 are chosen to be the free parameters and in the non-flat ϕ CDM model, Ω_{m0} , Ω_{k0} , α , and H_0 are taken to be the free parameters.

3 DATA

In this paper, we use GRB, BAO, and $H(z)$ data to constrain cosmological model parameters.

We use 25 GRB measurements (hereafter D19) from [Dirirsa et al. \(2019\)](#) over the redshift range of $0.3399 \leq z \leq 4.35$, given in Table 2 of [Dirirsa et al. \(2019\)](#). We also use 94 GRB measurements (hereafter W16) from [Wang et al. \(2016\)](#) over the redshift range $0.48 \leq z \leq 8.2$, given in Table 5 of [Dirirsa et al. \(2019\)](#). The GRB measurements we use are the values of z , peak photon energy (E_p), bolometric fluence (S_{bolo}), and corresponding 1σ uncertainties.³ The D19 S_{bolo} data we use are those computed for the $1 - 10^4$ keV energy band (the F10 values). As discussed in the next section, the value of S_{bolo} and its uncertainty can be used to obtain the isotropic radiated energy (E_{iso}) and the uncertainty on E_{iso} .

For some GRBs, E_{iso} and E_p are empirically found to be related through the Amati relation ([Amati et al. 2002](#)), a non-linear relation between these observed quantities that is discussed in the next section. The use of GRB data for cosmological purposes is based on the validity of this relation. This relation has two free parameters and an intrinsic dispersion (σ_{ext}). By simultaneously fitting to the Amati relation and cosmological parameters in six different cosmological models, we find that these Amati relation parameter values are almost independent of cosmological model. Values of σ_{ext} determined by D19 and W16 in the spatially-flat Λ CDM model are around 0.48 and 0.38 respectively. The value of σ_{ext} for D19 is higher than that obtained from W16. This is expected because D19 has only about a quarter the number of GRBs as does W16.

The BAO data we use are listed in Table 1 of [Cao et al.](#)

³ The only non-zero z error is that for GRB 080916C of D19. In the flat and non-flat Λ CDM models including or excluding this z error in the analysis results in no noticeable difference, and so we ignore it in our analyses.

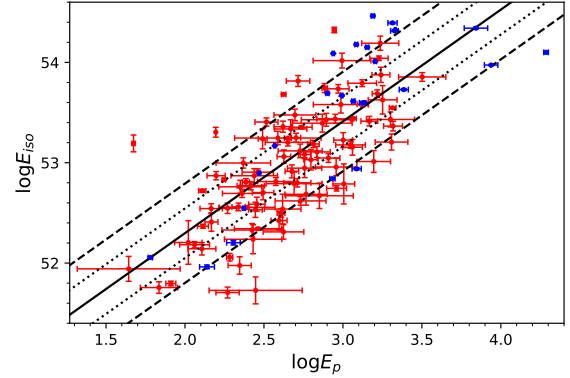


Figure 1. $E_{\text{iso}} - E_p$ correlation of the 119 GRBs for the spatially-flat Λ CDM model. Blue crosses show the 25 D19 GRBs and red crosses show the 94 W16 GRBs. 1σ error bars. Black solid line is the Amati relation with best-fit parameter values, dotted and dashed lines are the Amati relations for the $\pm 1\sigma$ and $\pm 2\sigma$ values of the intercept (a).

(2020). It includes 11 measurements extending over the redshift range $0.122 \leq z \leq 2.34$. The $H(z)$ data we use are listed in Table 2 of [Ryan et al. \(2018\)](#). It includes 31 measurements extending over the redshift range $0.07 \leq z \leq 1.965$.

In this paper, we determine cosmological and Amati relation parameter constraints from the D19 and W16 GRB data. The Amati relation parameters obtained from these two GRB data sets are consistent with each other so we also determine the constraints on the cosmological and Amati relation parameters using the combined D19 + W16 GRB data. The D19 + W16 data constraints are consistent with the BAO + $H(z)$ ones, so we jointly analyze these GRB data and the BAO + $H(z)$ data.

4 METHODS

GRBs have been observed to high redshift, at least to $z = 8.2$. If it is possible to standardize GRBs, they can then be used as a cosmological probe to study a part of the universe which is not presently accessible to any other cosmological probe. For some GRBs the observed peak photon energy and isotropic energy are related through the Amati relation ([Amati et al. 2002](#)). Figure 1 shows that the GRB data we use here are related non-linearly through the Amati relation. This allows us to use these GRB data to constrain cosmological model parameters.

The Amati relation between the GRB's peak photon energy in the cosmological rest frame, E_p , and isotropic energy, E_{iso} , is

$$\log(E_{\text{iso}}) = a + b \log(E_p), \quad (10)$$

where $\log = \log_{10}$ and a and b are free parameters to be determined from the data. E_{iso} and E_p are not observed quantities. They are derived quantities defined through

$$E_{\text{iso}} = \frac{4\pi D_L^2(z, p) S_{\text{bolo}}}{(1+z)}, \quad (11)$$

$$E_p = E_{p, \text{obs}}(1+z), \quad (12)$$

where S_{bolo} is the measured bolometric fluence and $E_{p,\text{obs}}$ is the measured peak energy of the gamma-ray burst. Here the luminosity distance $D_L(z, p)$ is a function of redshift z and cosmological parameters p and is given by (Khadka & Ratra 2020a)

$$\frac{H_0 \sqrt{|\Omega_{k0}|} D_L(z, p)}{(1+z)} = \begin{cases} \sinh[g(z)] & \text{if } \Omega_{k0} > 0, \\ g(z) & \text{if } \Omega_{k0} = 0, \\ \sin[g(z)] & \text{if } \Omega_{k0} < 0, \end{cases} \quad (13)$$

where

$$g(z) = H_0 \sqrt{|\Omega_{k0}|} \int_0^z \frac{dz'}{H(z')}, \quad (14)$$

and $H(z)$ is the Hubble parameter listed in Sec. 2 for the cosmological models we use. GRB data cannot constrain H_0 because there is a degeneracy between the intercept parameter a and H_0 . So for GRB-only data analyses we set $H_0 = 70 \text{ km s}^{-1} \text{ Mpc}^{-1}$ but when using GRB data in conjunction with other data we allow H_0 to be a free parameter.

Using eqs. (10)–(12) together we can predict the bolometric fluence of a gamma-ray burst from E_p and z , as a function of $D_L(z, p)$. We then compare these predicted values of bolometric fluence with the corresponding measured values using a likelihood function (LF). To avoid a circularity problem we fit the cosmological and Amati relation parameters simultaneously. The likelihood function we use for the GRB data is (D’Agostini 2005)

$$\ln(\text{LF}) = -\frac{1}{2} \sum_{i=1}^N \left[\frac{[\log(S_{\text{bolo},i}^{\text{obs}}) - \log(S_{\text{bolo},i}^{\text{th}})]^2}{s_i^2} + \ln(s_i^2) \right], \quad (15)$$

where $\ln = \log_e$ and $s_i^2 = \sigma_{\log(S_{\text{bolo},i})}^2 + b^2 \sigma_{\log(E_{p,i})}^2 + \sigma_{\text{ext}}^2$. Here, $\sigma_{\log(S_{\text{bolo},i})}$ is the error in the measured value of $\log(S_{\text{bolo},i})$, $\sigma_{\log(E_{p,i})}$ is the error in $\log(E_{p,i})$, and σ_{ext} is the intrinsic dispersion of the Amati relation. $\sigma_{\log(S_{\text{bolo},i})}$ and $\sigma_{\log(E_{p,i})}$ are computed using the method of error propagation. We maximize this likelihood function and find best-fit values and errors of all the free parameters.

For the uncorrelated BAO and $H(z)$ data, the likelihood function is

$$\ln(\text{LF}) = -\frac{1}{2} \sum_{i=1}^N \frac{[A_{\text{obs}}(z_i) - A_{\text{th}}(z_i, p)]^2}{\sigma_i^2}, \quad (16)$$

where $A_{\text{obs}}(z_i)$ and $A_{\text{th}}(z_i, p)$ are the observed and model-predicted quantities at redshift z_i and σ_i is the uncertainty in the observed quantity. For the correlated BAO data, the likelihood function is

$$\ln(\text{LF}) = -\frac{1}{2} [A_{\text{obs}}(z_i) - A_{\text{th}}(z_i, p)]^T \mathbf{C}^{-1} [A_{\text{obs}}(z_i) - A_{\text{th}}(z_i, p)], \quad (17)$$

For the BAO data from Alam et al. (2017) the covariance matrix \mathbf{C} is given in eq. (19) of Khadka & Ratra (2020a) and for the BAO data from de Sainte Agathe et al. (2019) the covariance matrix is given in eq. (27) of Cao et al. (2020).

In the BAO data analysis, the sound horizon (r_s) is computed using the approximate formula (Aubourg et al. 2015)

$$r_s = \frac{55.154 \exp[-72.3(\Omega_{\nu 0} h^2 + 0.0006)^2]}{(\Omega_{b0} h^2)^{0.12807} + (\Omega_{cb0} h^2)^{0.25351}}, \quad (18)$$

where $\Omega_{cb0} = \Omega_{b0} + \Omega_{c0} = \Omega_{m0} - \Omega_{\nu 0}$. Here Ω_{b0} , Ω_{c0} , and $\Omega_{\nu 0} = 0.0014$ (Cao et al. 2020) are the CDM, baryonic, and neutrino energy density parameters at the present time, respectively, and $h = H_0/(100 \text{ km s}^{-1} \text{ Mpc}^{-1})$.

The maximization of the likelihood function in our analysis is done using the Markov chain Monte Carlo (MCMC) method as implemented in the emcee package (Foreman-Mackey et al. 2013) in Python 3.7. The convergence of a chain is confirmed using the Goodman & Weare (2010) auto-correlation time (the chain should satisfy $N/50 \geq \tau$, where N is the iteration number (size of the chain) and τ is the mean auto-correlation time). In our analysis we use flat priors for all free parameters, except in the GRB-only analyses where we set $H_0 = 70 \text{ km s}^{-1} \text{ Mpc}^{-1}$. The range of parameters over which the prior is non-zero are $0 \leq \Omega_{m0} \leq 1$, $0 \leq \Omega_{\Lambda} \leq 1.3$, $-0.7 \leq \Omega_{k0} \leq 0.7$ (and $-0.6 \leq k \leq 0.5$), $-5 \leq \omega_X \leq 5$ ($-20 \leq \omega_X \leq 20$ for the GRB-only data sets), $0 \leq \alpha \leq 3$, $0.45 \leq h \leq 1.0$, $-20 \leq \ln \sigma_{\text{ext}} \leq 10$, $0 \leq b \leq 5$, and $0 \leq a \leq 300$.

To quantify the goodness of fit we compute Akaike Information Criterion (AIC) and Bayes Information Criterion (BIC) values for each cosmological model using eqs. (20) and (21) of Khadka & Ratra (2020a). The degree of freedom for each model is $\text{dof} = n - d$, where n is the number of data points in the data set and d is the number of free parameters in the model.

5 RESULTS

5.1 D19, W16, and D19 + W16 GRB data constraints

The unmarginalized and marginalised best-fit values and 1σ uncertainties (2σ limit when only an upper or lower limit exists) for all free parameters determined using GRB data sets are given in Tables 1 and 2 respectively. One-dimensional likelihood distributions and two-dimensional constraint contours obtained using GRB data are shown in Figs. 2–4. In these figures the D19, W16, and D19 + W16 GRB data results are shown in green, red, and blue respectively. Use of GRB data to constrain cosmological model parameters is based on the assumption that the Amati relation is valid for the GRB data. Here we use these GRB data and simultaneously determine Amati relation parameters for six different cosmological models. This is the most comprehensive test of the Amati relation for a GRB data set done to date.

The Amati relation parameters for the three different GRB data sets are largely consistent with each other. In the flat Λ CDM model the slope parameter (b) for the D19, W16, and D19 + W16 data sets is found to be $1.109^{+0.181}_{-0.181}$, $1.052^{+0.109}_{-0.108}$, and $1.114^{+0.086}_{-0.087}$, and the intercept parameter (a) is found to be $50.190^{+0.543}_{-0.056}$, $50.306^{+0.298}_{-0.303}$, and $50.070^{+0.247}_{-0.248}$, respectively. In the non-flat Λ CDM model, for the D19, W16, and D19 + W16 data sets b is found to be $1.051^{+0.182}_{-0.178}$, $1.058^{+0.110}_{-0.113}$, and $1.115^{+0.087}_{-0.088}$, and a is found to be $50.344^{+0.182}_{-0.056}$, $50.269^{+0.297}_{-0.299}$, and $50.081^{+0.245}_{-0.246}$, respectively. Similar results hold for the flat and non-flat XCDM and ϕ CDM cases. For the D19 data the measured values of b are slightly lower in both the XCDM cases compared to the other models and GRB data sets. The Amati relation parameters for different data sets and cosmological models differ only slightly

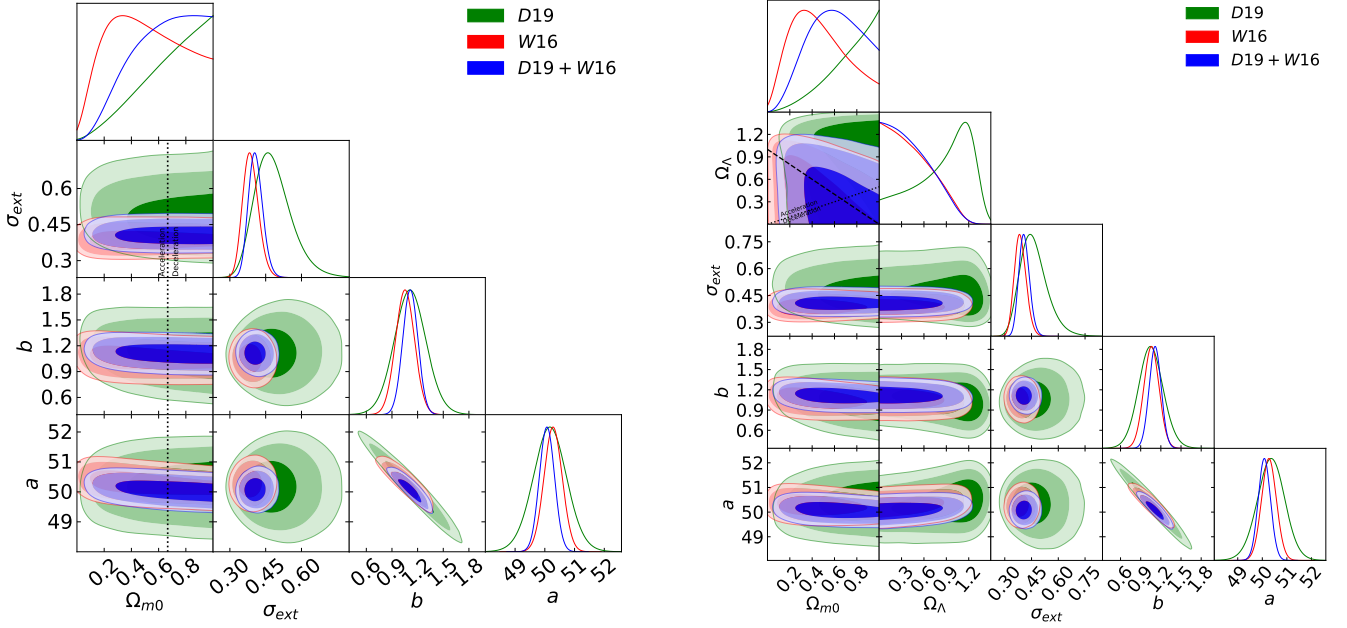


Figure 2. One-dimensional likelihood distributions and two-dimensional contours using D19 (green), W16 (red), and D19 + W16 (blue) GRB data for all free parameters. Left panel shows the flat Λ CDM model. The black dotted lines are the zero acceleration line with currently accelerated cosmological expansion occurring to the left of the lines. Right panel shows the non-flat Λ CDM model. The black dotted lines in the $\Omega_\Lambda - \Omega_{m0}$ panel is the zero acceleration line with currently accelerated cosmological expansion occurring to the upper left of the line. The black dashed line in the $\Omega_\Lambda - \Omega_{m0}$ panel corresponds to the flat Λ CDM model, with closed hypersurface being to the upper right.

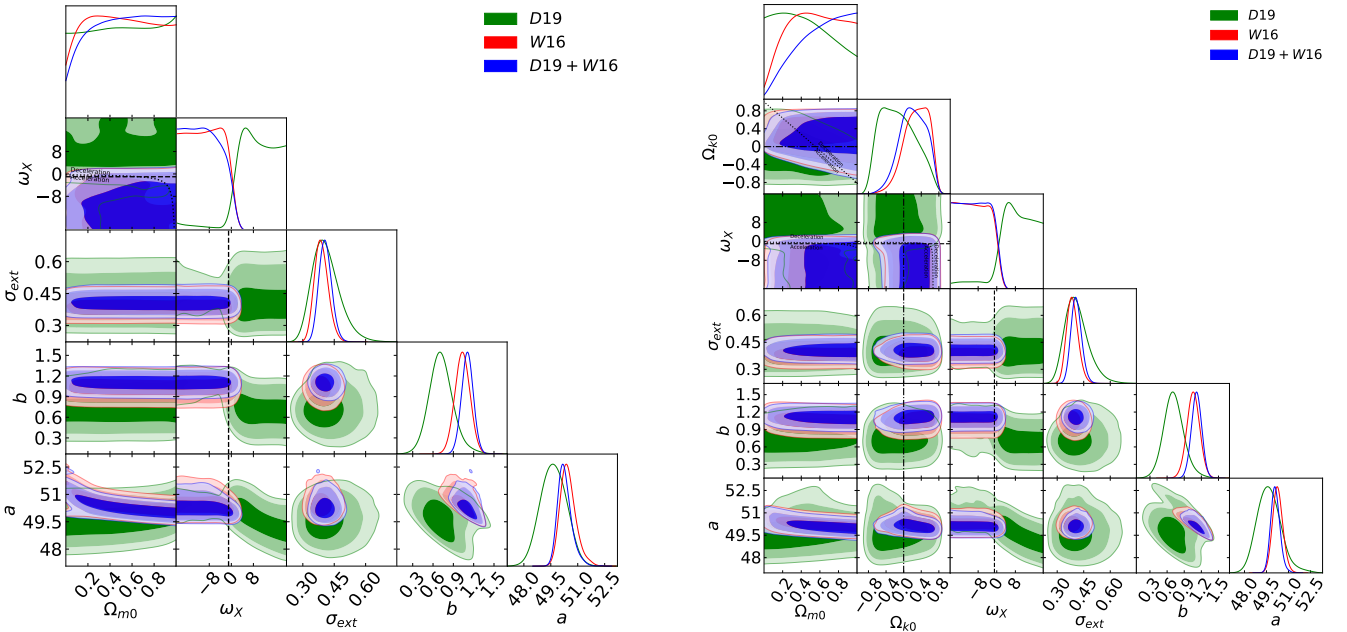


Figure 3. One-dimensional likelihood distributions and two-dimensional contours using D19 (green), W16 (red), and D19 + W16 (blue) GRB data for all free parameters. Left panel shows the flat XCDM parametrization. The black dotted line in the $\omega_X - \Omega_{m0}$ panel is the zero acceleration line with currently accelerated cosmological expansion occurring below the line and the black dashed lines correspond to the $\omega_X = -1$ Λ CDM model. Right panel shows the non-flat XCDM parametrization. The black dotted lines in the $\Omega_{k0} - \Omega_{m0}$, $\omega_X - \Omega_{m0}$, and $\omega_X - \Omega_{k0}$ panels are the zero acceleration lines with currently accelerated cosmological expansion occurring below the lines. Each of the three lines are computed with the third parameter set to the GRB + BAO + $H(z)$ data best-fit value of Table 1. The black dashed lines correspond to the $\omega_X = -1$ Λ CDM model. The black dotted-dashed lines corresponds to $\Omega_{k0} = 0$.

Table 1. Unmarginalized best-fit parameters for all data sets.

Model	Data set	Ω_{m0}	Ω_{Λ}	Ω_{k0}	ω_X	α	H_0^a	σ_{ext}	a	b	χ^2_{min}	dof	AIC	BIC
Flat Λ CDM	B ^b	0.314	0.686	-	-	-	68.515	-	-	-	20.737	40	24.737	28.212
	D19	0.997	0.003	-	-	-	-	0.440	50.148	1.086	24.809	21	32.809	37.685
	W16	0.303	0.697	-	-	-	-	0.380	50.349	1.064	93.028	90	101.028	111.201
	GRB ^c	0.878	0.122	-	-	-	-	0.402	50.003	1.103	117.659	115	125.659	136.775
	GRB ^c + B ^b	0.314	0.686	-	-	-	68.450	0.404	50.192	1.137	138.247	156	148.247	163.654
Non-flat Λ CDM	B ^b	0.308	0.644	0.048	-	-	67.534	-	-	-	20.452	39	26.452	31.665
	D19	0.968	1.299	-	-	-	-	0.398	50.180	0.983	26.049	20	36.049	42.143
	W16	0.481	0.012	-	-	-	-	0.380	50.180	1.076	92.322	89	102.322	115.039
	GRB ^c	0.723	0.022	-	-	-	-	0.400	50.016	1.117	117.984	114	127.984	141.880
	GRB ^c + B ^b	0.308	0.635	-	-	-	67.235	0.402	50.204	1.137	138.980	155	150.980	169.468
Flat XCDM	B ^b	0.319	0.681	-	-0.867	-	65.850	-	-	-	19.504	39	25.504	30.717
	D19	0.976	-	-	4.097	-	-	0.380	50.610	0.737	23.969	20	33.969	40.063
	W16	0.077	-	-	-0.229	-	-	0.374	50.236	1.049	95.599	89	105.599	118.315
	GRB ^c	0.292	-	-	-0.183	-	-	0.404	50.042	1.106	116.443	114	126.443	140.339
	GRB ^c + B ^b	0.321	0.679	-	-0.853	-	65.524	0.406	50.222	1.130	135.929	155	147.929	166.418
Non-flat XCDM	B ^b	0.327	0.831	-0.158	-0.732	-	65.995	-	-	-	18.386	38	26.386	33.337
	D19	0.980	-	0.002	4.560	-	-	0.386	50.628	0.726	23.208	19	35.208	42.541
	W16	0.812	-	0.434	0.094	-	-	0.378	50.168	1.079	93.003	88	105.003	120.263
	GRB ^c	0.905	-	0.529	-1.272	-	-	0.397	49.946	1.112	119.562	113	131.562	148.237
	GRB ^c + B ^b	0.326	0.816	-0.142	-0.745	-	66.121	0.407	50.175	1.134	134.217	154	148.217	169.786
Flat ϕ CDM	B ^b	0.318	0.682	-	-	0.361	66.103	-	-	-	19.581	39	25.581	30.794
	D19	0.999	-	-	-	1.825	-	0.378	50.643	0.911	25.570	20	35.570	41.664
	W16	0.999	-	-	-	1.782	-	0.379	49.958	1.097	91.167	89	101.167	113.883
	GRB ^c	0.997	-	-	-	2.436	-	0.398	49.939	1.122	117.360	114	127.360	141.256
	GRB ^c + B ^b	0.321	0.679	-	-	0.416	65.793	0.402	50.218	1.132	138.156	155	150.156	168.645
Non-flat ϕ CDM	B ^b	0.322	0.832	-0.154	-	0.935	66.391	-	-	-	18.545	38	26.545	33.496
	D19	0.997	-	0.003	-	1.755	-	0.389	50.895	0.837	24.200	19	36.200	43.514
	W16	0.992	-	0.007	-	1.451	-	0.381	50.193	1.005	90.820	88	102.820	118.080
	GRB ^c	0.978	-	0.018	-	2.072	-	0.396	49.957	1.114	118.192	113	130.192	145.452
	GRB ^c + B ^b	0.323	0.792	-0.115	-	0.808	66.343	0.399	50.202	1.126	138.419	154	152.419	173.989

^a km s⁻¹Mpc⁻¹.^b BAO + $H(z)$.^c D19 + W16.

from each other. These differences between values for different GRB data sets are not unexpected because each data set has a different number of GRBs. For the combined D19 + W16 data these parameters are essentially independent of cosmological model.

Another free parameter which characterizes how well the GRB data can constrain cosmological model parameters is the intrinsic dispersion of the Amati relation (σ_{ext}). In the flat Λ CDM model σ_{ext} for the D19, W16, and D19 + W16 data sets is found to be $0.475^{+0.085}_{-0.064}$, $0.386^{+0.034}_{-0.030}$, and $0.407^{+0.031}_{-0.027}$, respectively. In the non-flat Λ CDM model for the D19, W16, and D19 + W16 data sets σ_{ext} is found to be $0.475^{+0.084}_{-0.063}$, $0.387^{+0.035}_{-0.030}$, and $0.409^{+0.032}_{-0.028}$ respectively. Similar results hold for the flat and non-flat XCDM and ϕ CDM cases. The measured values of σ_{ext} are almost model-independent, especially for the combined D19 + W16 GRB data, which indicates that these data behave in the same way for all cosmological models considered here. The model-independent behavior of the Amati relation parameters and intrinsic dispersion signifies that these GRBs can be used as standard candles although, given the large error bars, they do not restrictively constrain cosmological parameters.

From Figs. 2–4 we see that for the combined D19 + W16 GRB data set, in most models currently accelerated cosmological expansion is more consistent with the observational constraints; a notable exception is the flat ϕ CDM model, left panel of Fig. 4, where currently decelerated cosmological expansion is more favored.

Values of the non-relativistic matter density parameter, Ω_{m0} , obtained using GRB data are given in Table 2. In the flat Λ CDM model, for the D19, W16, and D19 + W16 data Ω_{m0} is determined to be > 0.269 , > 0.125 , and > 0.247 , respectively. In the non-flat Λ CDM model, for the D19, W16, and D19 + W16 data $\Omega_{m0} > 0.326$, $= 0.432^{+0.299}_{-0.217}$, and $= 0.596^{+0.249}_{-0.237}$, respectively. In the flat XCDM parametrization, none of the three GRB data sets constrain Ω_{m0} . In the non-flat XCDM case, the D19 data do not constrain Ω_{m0} , and for the W16, and D19 + W16 data sets $\Omega_{m0} > 0.125$, and > 0.202 , respectively. In the flat ϕ CDM model, for the D19, W16, and D19 + W16 data $\Omega_{m0} > 0.244$, > 0.101 , and > 0.210 , respectively. In the non-flat ϕ CDM model, for the D19, W16, and D19 + W16 data $\Omega_{m0} > 0.236$, $= 0.473^{+0.326}_{-0.272}$, and > 0.209 , respectively. These GRB data only weakly constrain and mostly provide a lower 2σ limit on Ω_{m0} . These

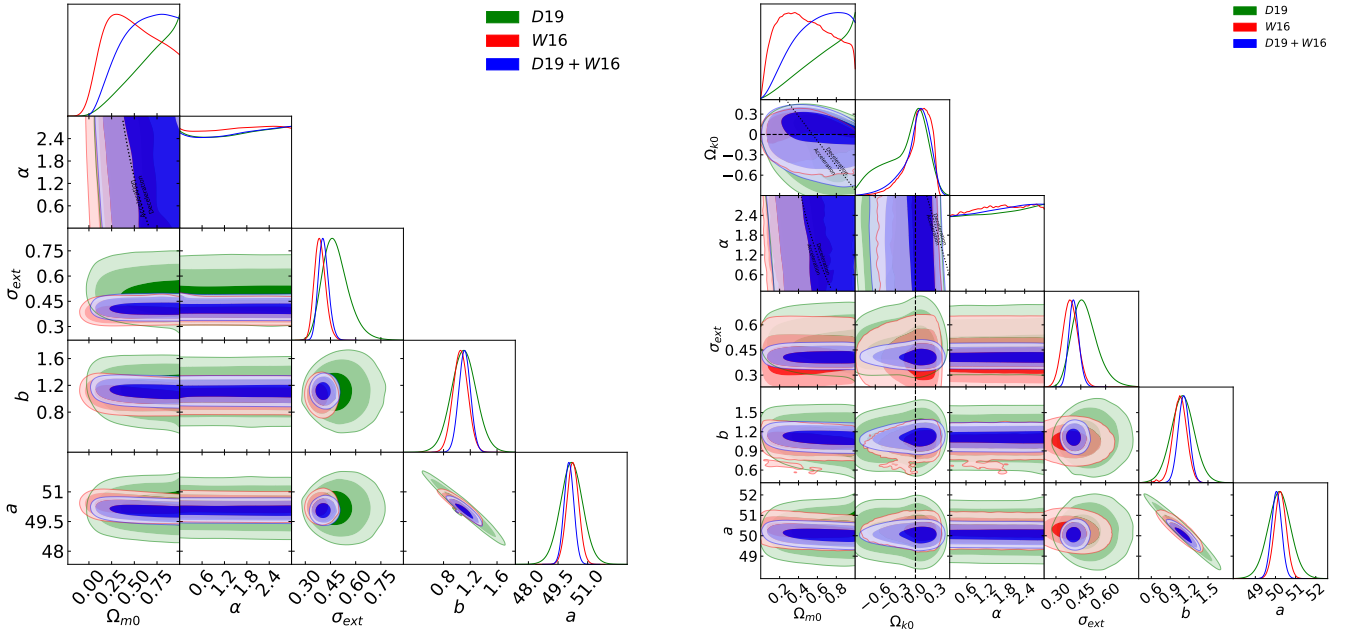


Figure 4. One-dimensional likelihood distributions and two-dimensional contours using D19 (green), W16 (red), and D19 + W16 (blue) GRB data for all free parameters. Left panel shows the flat ϕ CDM model. The black dotted curved line in the $\alpha - \Omega_{m0}$ panel is the zero acceleration line with currently accelerated cosmological expansion occurring to the left of the line. Right panel shows the non-flat ϕ CDM model. The black dotted lines in the $\Omega_{k0} - \Omega_{m0}$, $\alpha - \Omega_{m0}$, and $\alpha - \Omega_{k0}$ panels are the zero acceleration lines with currently accelerated cosmological expansion occurring below the lines. Each of the three lines are computed with the third parameter set to the GRB + BAO + $H(z)$ data best-fit value of Table 1. The black dashed straight lines correspond to $\Omega_{k0} = 0$.

Ω_{m0} constraints are largely consistent with those determined using other data.

Values of the curvature energy density parameter (Ω_{k0}) determined using GRB data sets are given in Table 2. In the non-flat Λ CDM model,⁴ the D19 data cannot constrain Ω_{k0} and for the W19 and D19 + W19 data Ω_{k0} is > -0.976 , and > -1.027 , respectively. In the non-flat XCDM parametrization, for the D19, W16, and D19 + W16 data Ω_{k0} is $-0.145^{+0.457}_{-0.384}$, $0.297^{+0.273}_{-0.300}$, and $0.199^{+0.321}_{-0.306}$, respectively. In the non-flat ϕ CDM model, for the D19, W16, and D19 + W16 data Ω_{k0} is $-0.050^{+0.180}_{-0.235}$, $0.076^{+0.147}_{-0.209}$, and $0.054^{+0.146}_{-0.235}$, respectively.

In the flat Λ CDM model, for the D19, W16, and D19 + W16 data sets the cosmological constant energy density parameter (Ω_{Λ}) is measured to be < 0.731 , < 0.875 , and < 0.753 , respectively. In the non-flat Λ CDM model the D19 data cannot constrain Ω_{Λ} at the 2σ confidence level and values of Ω_{Λ} for the W16 and D19+W16 data sets are found to be < 0.946 , and < 0.933 , respectively.

In the flat (non-flat) XCDM parametrization, for the D19, W16, and D19 + W16 data the equation of state parameter (ω_X) is determined to be $> -2.793 (> -3.623)$, $< 5.303 (< 5.104)$, and $< 3.244 (< 5.442)$ respectively. None of the GRB data sets are able to constrain the scalar field potential energy density parameter α of the ϕ CDM model.

From the values of AIC , and BIC listed in Table 1, The

most favored model for all three GRB data sets is the flat Λ CDM model. The least favored case for the D19 + W16 data is the non-flat XCDM parametrization.

5.2 Constraints from BAO + $H(z)$ data

The BAO data that we use here are an updated compilation compared to what we used in Khadka & Ratra (2020b). These were first used in Cao et al. (2020) although the BAO + $H(z)$ -only results were not shown or discussed there. Unmarginalized and marginalized best-fit values of all free parameters are given in Tables 1 and 2. One-dimensional likelihood distributions and two-dimensional constraint contours are shown in red in Figs. 5–10.

From Table 2, for the BAO + $H(z)$ data the value of the non-relativistic matter density parameter (Ω_{m0}) ranges from 0.309 ± 0.016 to $0.323^{+0.020}_{-0.021}$. The lowest value is obtained in the non-flat Λ CDM model and the highest value in the non-flat XCDM parametrization.

We can also constrain the Hubble constant using BAO + $H(z)$ data. We find that the Hubble constant (H_0) ranges from $65.300^{+2.300}_{-1.800}$ to 68.517 ± 0.869 km s⁻¹Mpc⁻¹. The lowest value is obtained for the spatially-flat ϕ CDM model and the highest value for the spatially-flat Λ CDM model. These values are more consistent with the Planck Collaboration (2018) result than with the local expansion rate measurement of Riess et al. (2019).⁵

⁴ In the non-flat Λ CDM case, values of Ω_{k0} are computed (if possible) using the measured values of Ω_{m0} and Ω_{Λ} and the equation $\Omega_{m0} + \Omega_{k0} + \Omega_{\Lambda} = 1$.

⁵ They are also consistent with median statistics estimates (Gott et al. 2001; Chen et al. 2003; Chen & Ratra 2003) and a num-

Table 2. Marginalized one-dimensional best-fit parameters with 1σ confidence intervals for all data sets. A 2σ limit is given when only an upper or lower limit exists.

Model	Data set	Ω_{m0}	Ω_{Λ}	Ω_{k0}	ω_X	α	H_0^a	σ_{ext}	a	b
Flat Λ CDM	B ^b	$0.315^{+0.016}_{-0.016}$	$0.685^{+0.016}_{-0.016}$	-	-	-	$68.517^{+0.869}_{-0.869}$	-	-	-
	D19	> 0.269	< 0.731	-	-	-	-	$0.475^{+0.085}_{-0.064}$	$50.190^{+0.543}_{-0.560}$	$1.109^{+0.181}_{-0.181}$
	W19	> 0.125	< 0.875	-	-	-	-	$0.386^{+0.034}_{-0.030}$	$50.306^{+0.298}_{-0.303}$	$1.052^{+0.109}_{-0.108}$
	GRB ^c	> 0.247	< 0.753	-	-	-	-	$0.407^{+0.031}_{-0.027}$	$50.070^{+0.247}_{-0.248}$	$1.114^{+0.086}_{-0.087}$
	GRB ^c + B ^b	$0.316^{+0.016}_{-0.016}$	$0.684^{+0.016}_{-0.016}$	-	-	-	$68.544^{+0.871}_{-0.862}$	$0.409^{+0.029}_{-0.027}$	$50.196^{+0.231}_{-0.230}$	$1.134^{+0.083}_{-0.083}$
Non-flat Λ CDM	B ^b	$0.309^{+0.016}_{-0.016}$	$0.640^{+0.073}_{-0.077}$	$0.051^{+0.095}_{-0.089}$	-	-	$67.468^{+2.336}_{-2.311}$	-	-	-
	D19	> 0.326	-	-	-	-	-	$0.457^{+0.084}_{-0.063}$	$50.344^{+0.538}_{-0.563}$	$1.051^{+0.182}_{-0.178}$
	W16	$0.432^{+0.299}_{-0.217}$	< 0.946	> -0.976	-	-	-	$0.387^{+0.035}_{-0.030}$	$50.269^{+0.297}_{-0.299}$	$1.058^{+0.110}_{-0.113}$
	GRB ^c	$0.596^{+0.249}_{-0.237}$	< 0.933	> -1.027	-	-	-	$0.409^{+0.032}_{-0.028}$	$50.081^{+0.245}_{-0.246}$	$1.115^{+0.087}_{-0.088}$
	GRB ^c + B ^b	$0.310^{+0.016}_{-0.016}$	$0.639^{+0.072}_{-0.078}$	$0.051^{+0.094}_{-0.088}$	-	-	$67.499^{+2.281}_{-2.279}$	$0.408^{+0.030}_{-0.027}$	$50.203^{+0.234}_{-0.231}$	$1.137^{+0.083}_{-0.084}$
Flat XCDM	B ^b	$0.319^{+0.017}_{-0.016}$	$0.681^{+0.016}_{-0.017}$	-	$-0.882^{+0.106}_{-0.121}$	-	$66.185^{+2.575}_{-2.375}$	-	-	-
	D19	-	-	-	> -2.793	-	-	$0.407^{+0.074}_{-0.056}$	$49.648^{+0.724}_{-0.739}$	$0.710^{+0.174}_{-0.182}$
	W16	-	-	-	< 5.303	-	-	$0.388^{+0.030}_{-0.030}$	$50.428^{+0.484}_{-0.383}$	$1.033^{+0.152}_{-0.108}$
	GRB ^c	-	-	-	< 3.244	-	-	$0.407^{+0.032}_{-0.027}$	$50.232^{+0.424}_{-0.323}$	$1.103^{+0.085}_{-0.086}$
	GRB ^c + B ^b	$0.321^{+0.017}_{-0.016}$	$0.679^{+0.016}_{-0.017}$	-	$-0.874^{+0.107}_{-0.121}$	-	$66.058^{+2.557}_{-2.391}$	$0.409^{+0.031}_{-0.027}$	$50.206^{+0.233}_{-0.237}$	$1.132^{+0.085}_{-0.084}$
Non-flat XCDM	B ^b	$0.323^{+0.020}_{-0.021}$	-	$-0.095^{+0.165}_{-0.177}$	$-0.777^{+0.119}_{-0.202}$	-	$66.171^{+2.477}_{-2.348}$	-	-	-
	D19	-	-	$-0.145^{+0.457}_{-0.384}$	> -3.623	-	-	$0.406^{+0.075}_{-0.055}$	$49.647^{+0.818}_{-0.758}$	$0.714^{+0.183}_{-0.160}$
	W16	> 0.125	-	$0.297^{+0.273}_{-0.300}$	< 5.104	-	-	$0.386^{+0.035}_{-0.030}$	$50.249^{+0.353}_{-0.339}$	$1.056^{+0.111}_{-0.111}$
	GRB ^c	> 0.202	-	$0.199^{+0.321}_{-0.306}$	< 5.442	-	-	$0.408^{+0.033}_{-0.028}$	$50.075^{+0.306}_{-0.297}$	$1.114^{+0.088}_{-0.090}$
	GRB ^c + B ^b	$0.324^{+0.020}_{-0.020}$	-	$-0.090^{+0.156}_{-0.161}$	$-0.774^{+0.114}_{-0.193}$	-	$66.002^{+2.491}_{-2.323}$	$0.408^{+0.030}_{-0.027}$	$50.198^{+0.234}_{-0.231}$	$1.127^{+0.084}_{-0.084}$
Flat ϕ CDM	B ^b	$0.319^{+0.017}_{-0.016}$	$0.681^{+0.016}_{-0.017}$	-	-	$0.540^{+0.170}_{-0.490}$	$65.300^{+2.300}_{-1.800}$	-	-	-
	D19	> 0.244	-	-	-	-	-	$0.474^{+0.082}_{-0.064}$	$50.183^{+0.542}_{-0.542}$	$1.102^{+0.181}_{-0.179}$
	W16	> 0.101	-	-	-	-	-	$0.386^{+0.034}_{-0.030}$	$50.245^{+0.290}_{-0.288}$	$1.053^{+0.107}_{-0.106}$
	GRB ^c	> 0.210	-	-	-	-	-	$0.407^{+0.030}_{-0.027}$	$50.052^{+0.238}_{-0.236}$	$1.115^{+0.084}_{-0.084}$
	GRB ^c + B ^b	$0.321^{+0.017}_{-0.017}$	$0.679^{+0.017}_{-0.017}$	-	-	$0.570^{+0.200}_{-0.500}$	$65.200^{+2.300}_{-1.900}$	$0.409^{+0.027}_{-0.030}$	$50.215^{+0.232}_{-0.232}$	$1.131^{+0.084}_{-0.084}$
Non-flat ϕ CDM	B ^b	$0.321^{+0.017}_{-0.017}$	-	$-0.130^{+0.160}_{-0.130}$	-	$0.940^{+0.450}_{-0.650}$	$65.900^{+2.300}_{-2.300}$	-	-	-
	D19	> 0.236	-	$-0.05^{+0.180}_{-0.471}$	-	-	-	$0.470^{+0.083}_{-0.064}$	$50.183^{+0.544}_{-0.562}$	$1.100^{+0.182}_{-0.179}$
	W16	$0.473^{+0.326}_{-0.272}$	-	$0.076^{+0.147}_{-0.209}$	-	-	-	$0.387^{+0.036}_{-0.030}$	$50.230^{+0.293}_{-0.306}$	$1.054^{+0.111}_{-0.112}$
	GRB ^c	> 0.209	-	$0.054^{+0.146}_{-0.235}$	-	-	-	$0.408^{+0.031}_{-0.027}$	$50.047^{+0.241}_{-0.244}$	$1.116^{+0.087}_{-0.085}$
	GRB ^c + B ^b	$0.321^{+0.017}_{-0.017}$	-	$-0.120^{+0.150}_{-0.130}$	-	$0.940^{+0.460}_{-0.630}$	$65.800^{+2.300}_{-2.300}$	$0.408^{+0.030}_{-0.027}$	$50.202^{+0.232}_{-0.233}$	$1.126^{+0.084}_{-0.084}$

^a km s⁻¹Mpc⁻¹.^b BAO + $H(z)$.^c D19 + W16.

Values of curvature energy density parameter (Ω_{k0}) determined using BAO + $H(z)$ data sets are given in Table 2. In the non-flat Λ CDM model (see footnote 4) Ω_{k0} is $0.051^{+0.095}_{-0.089}$. In the non-flat XCDM parametrization and ϕ CDM model Ω_{k0} is $-0.095^{+0.165}_{-0.177}$, and $-0.130^{+0.160}_{-0.130}$, respectively.

The value of the cosmological constant energy density parameter (Ω_{Λ}) for the flat (non-flat) Λ CDM model is determined to be $0.685 \pm 0.016(0.640^{+0.073}_{-0.079})$.

The equation of state parameter (ω_X) of the flat (non-flat) XCDM parametrization is measured to be $\omega_X = -0.882^{+0.106}_{-0.121}(-0.777^{+0.119}_{-0.202})$. The value of the scalar field potential energy density parameter (α) of the flat (non-flat) ϕ CDM model is measured to be $\alpha = 0.540^{+0.170}_{-0.490}(0.940^{+0.450}_{-0.650})$.

ber of recent measurements (Chen et al. 2017; Zhang et al. 2017; Dhawan et al. 2017; Fernández Arenas et al. 2018; DES Collaboration 2018; Yu et al. 2018; Gómez-Valent & Amendola 2018; Haridasu et al. 2018; Zhang 2018; Domínguez et al. 2019; Martinelli & Tutusaus 2019; Cuceu et al. 2019; Freedman et al. 2019, 2020; Zeng & Yan 2019; Schöneberg et al. 2019; Lin & Ishak 2019; Rameez & Sarkar 2019; Zhang & Huang 2019; Philcox et al. 2020).

Measurements of both parameters favor dynamical dark energy.

From the *AIC* and *BIC* values listed in Table 1, the most favored model for the BAO + $H(z)$ data is the flat Λ CDM model and the least favored is the non-flat ϕ CDM model.

5.3 Constraints from GRB + BAO + $H(z)$ data

Constraints obtained from the GRB data, are not very restrictive but are consistent with those obtained from the BAO + $H(z)$ data so it is reasonable to do joint analyses of these data. The constraints obtained from the GRB + BAO + $H(z)$ data are given in Tables 1 and 2. One-dimensional likelihood distributions and two-dimensional constraint contours are shown in blue in Figs. 5–10.

Amati relation parameters and intrinsic dispersion of the Amati relation determined using GRB + BAO + $H(z)$ data are model-independent and just a little different from the GRB-only values. These are listed in Table 2.

The values of the cosmological parameters determined

from the GRB + BAO + $H(z)$ data do not differ significantly from those determined the BAO + $H(z)$ data. In what follows we record some interesting results from the joint analyses

While the non-flat Λ CDM and XCDM cases results in Ω_{k0} values consistent with flat spatial hypersurfaces, the non-flat ϕ CDM model favors closed geometry at 0.8σ . The Hubble constant values we measure are 2.3σ to 3.1σ lower than what is measured from the local expansion rate (Riess et al. 2019).

The flat and non-flat XCDM parametrizations favor dynamical dark energy density at 1.0σ and 1.2σ significance respectively. The flat and non-flat ϕ CDM model favor dynamical dark energy density at 1.1σ and 1.5σ significance respectively.

From the AIC values listed in Table 1, the most-favored model for the GRB + BAO + $H(z)$ data is the flat XCDM parametrization, and the least favored is the non-flat ϕ CDM model. While the BIC values most and least favor the flat Λ CDM model and the non-flat ϕ CDM model.

6 CONCLUSION

From the analysis of the combined GRB data in six different cosmological models we find that the Amati relation is independent of cosmological model. This is the most comprehensive demonstration to date of this model independence, and shows that these GRBs can be standardized and used to derive cosmological constraints.

However, even the joint GRB measurements have large uncertainty and so cosmological constraints obtained from them are not so restrictive. They are mostly only able to set a lower limit on the non-relativistic matter density parameter (Ω_{m0}) but are a little more successful at setting (weak) limits on the spatial curvature density parameter (Ω_{k0}). They can only set an upper limit on the cosmological constant energy density parameter (Ω_{Λ}) and on ω_X in the XCDM parametrization, but are unable to constrain α in the ϕ CDM model.

We note that in many previous analyses cosmological constraints have been obtained using GRB data with fixed Amati relation parameters (fixed using additional external information), or with a fixed value of Ω_{m0} , or calibrated using external calibrator (such as Type Ia supernovae). Such constraints are tighter than what we have determined here, but are not purely GRB constraints. As this is still a developing area of research, we believe it is important to also examine GRB-only constraints, as we have done here. In addition, since we simultaneously fit all the cosmological parameters and the Amati relation parameters our results are free of the circularity problem but are less constraining.

Current GRB data are not able to constrain cosmological parameters very restrictively but future improved GRB data should provide more restrictive constraints and help study the largely unexplored $z \sim 2 - 8$ part of the universe.

7 ACKNOWLEDGEMENTS

We thank Fayin Wang, Lado Samushia, Javier De Cruz, Joe Ryan, and Shulei Cao for useful discussions. We are grateful to the Beocat Research Cluster at Kansas State University

team. This research was supported in part by DOE grants DE-SC0019038 and DE-SC0011840.

REFERENCES

- Alam S., et al., 2017, MNRAS, 470, 2617
 Amati L., et al., 2002, A&A, 390, 81
 Amati L., D'Agostino R., Luongo O., Muccino M., Tantalò M., 2019, MNRAS, 486, L46
 Aubourg A.L., et al., 2015, Phys. Rev. D, 92, 123516
 Avsajanishvili O., Samushia L., Arkhipova N. A., Kahnishvili T., 2015, preprint, (arXiv:1511.09317)
 Campanelli L. et al., 2012, Eur. Phys. J. C, 72, 2218
 Cao S., Ryan J., Ratra B., 2020, preprint, (arXiv:2005.12617)
 Cao S., Zheng X., Biesiada M., Qi J., Chen Y., Zhu Z.-H., 2017, A&A, 606, A15
 Chen G., Gott III J. R., Ratra B., 2003, PASP, 115, 1269
 Chen G., Ratra B., 2003, ApJ, 582, 586
 Chen G., Ratra B., 2011, PASP, 123, 1127
 Chen Y., Kumar S., Ratra B., 2017, ApJ, 835, 86
 Chen Y. et al., 2016, ApJ, 829, 61
 Coley A. A., 2019, preprint, (arXiv:1905.04588)
 Cuceu A., Farr J., Lemos P., Font-Ribera A., 2019, JCAP, 1910, 044
 D'Agostino G., 2005, preprint, (arXiv:physics/0511182)
 Demianski M., Piedipalumbo E., Sawant D., Amati L., A&A, 598, A113
 Demianski M., Piedipalumbo E., Sawant D., Amati L., 2019, preprint, (arXiv: 1911.08228)
 de Sainte Agathe V., et al., 2019, A&A, 629, A85
 DES Collaboration, 2019, Phys. Rev. D, 99, 123505
 DES Collaboration, 2018, MNRAS, 480, 3879
 Dhawan S., Jha S. W., Leibundgut B. 2017, A&A, 609, A72
 Dirisa F. F. et al., 2019, ApJ, 887, 13
 Di Valentino E., Melchiorri A., Silk J., 2020, preprint, (arXiv:2003.04935)
 Domínguez A. et al., 2019, ApJ, 885, 137
 Efstathiou G., Gratton S., 2020, preprint, (arXiv:2002.06892)
 Eingorn M., Yukselci E. A., Zhuk A., 2019, EPJC, C79, 655
 Farooq O., Crandall S., Ratra B., 2013, Physics Letters B, 726, 72
 Farooq O., Madiyar F., Crandall S., Ratra B., 2017, ApJ, 835, 26
 Farooq O., Mania D., Ratra B., 2015, ApSS, 357, 11
 Farooq O., Ratra B., 2013, ApJ, 766, L7
 Fernández Arenas D., et al., 2018, MNRAS, 474, 1250
 Foreman-Mackey D., Hogg D. W., Lang D., Goodman J., 2013, PASP, 125, 306
 Freedman W. L. et al., 2019, ApJ, 882, 34
 Freedman W. L. et al., 2020, ApJ, 891, 57
 Gao C., Chen Y., Zheng J., 2020, preprint, (arXiv: 2004.09291)
 Geng C. Q., Hsu Y. T., Yin L., Zhang K., 2020, preprint, (arXiv: 2002.05290)
 Ghirlanda G., Ghisellini G., Lazzati D., 2004, ApJ, 616, 331
 Giambó R., Miritzis J., Pezzola A., 2019, preprint, (arXiv: 1905.01742)
 Goodman J., Weare J., 2010, CAMCS, 5, 65
 Gómez-Valent A. & Amendola L., 2018, JCAP, 1804, 051
 González-Morán et al., 2019, MNRAS, 487, 4669
 Gott III J. R., Vogeley M. S., Podariu S., Ratra B., 2001, ApJ, 549, 1
 Gurvits L. I., Kellermann K. I., Frey S., 1999, A&A, 342, 378
 Handley W., 2019, Phys.Rev. D, 100, 123517
 Haridasu B. S., Luković V. V., Moresco M., Vittorio N., 2018, JCAP, 1810, 015
 Jesus F. J., Valentim R., Moraes P. H. R. S., Malheiro M., 2019, preprint, (arXiv:1907.01033)
 Khadka N., Ratra B., 2020a, MNRAS, 492, 4456
 Khadka N., Ratra B., 2020b, preprint, (arXiv: 2004.09979)

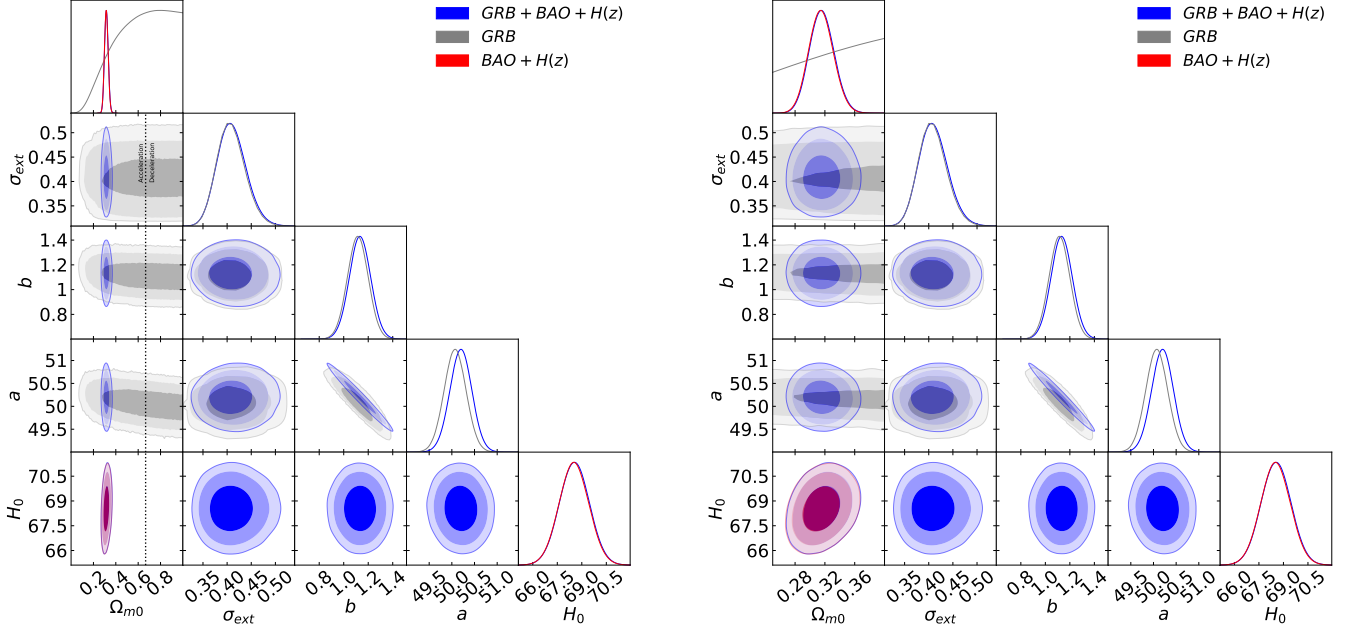


Figure 5. Flat Λ CDM model one-dimensional likelihood distributions and two-dimensional contours using GRB (grey), BAO + $H(z)$ (red), and GRB + BAO + $H(z)$ (blue) data for all free parameters. The right panel shows the zoomed-in version of the left panel. Black dotted lines in the left panel are the zero acceleration line with currently accelerated cosmological expansion occurring to the left of the line.

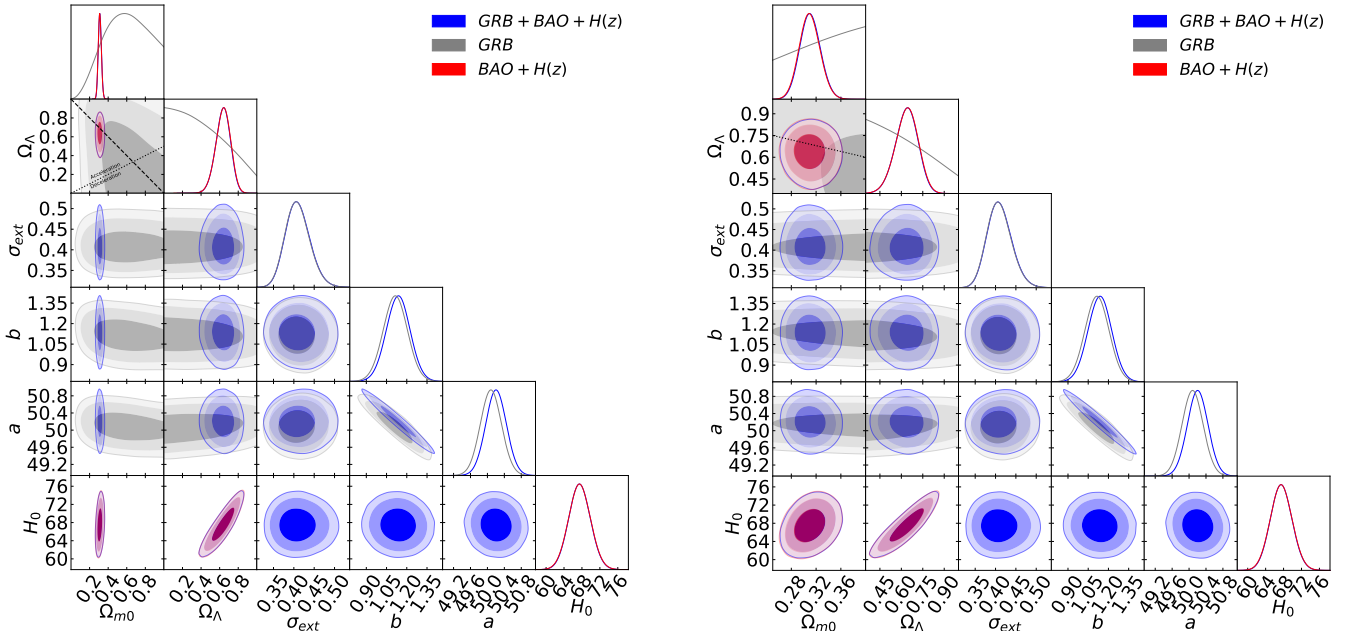


Figure 6. Non-flat Λ CDM model one-dimensional likelihood distributions and two-dimensional contours using GRB (grey), BAO + $H(z)$ (red), and GRB + BAO + $H(z)$ (blue) data for all free parameters. The right panel shows the zoomed-in version of the left panel. The black dotted line in the $\Omega_\Lambda - \Omega_{m0}$ panel is the zero acceleration line with currently accelerated cosmological expansion occurring to the upper left of the line. The black dashed line in the $\Omega_\Lambda - \Omega_{m0}$ panel corresponds to the flat Λ CDM model, with closed hypersurface being to the upper right.

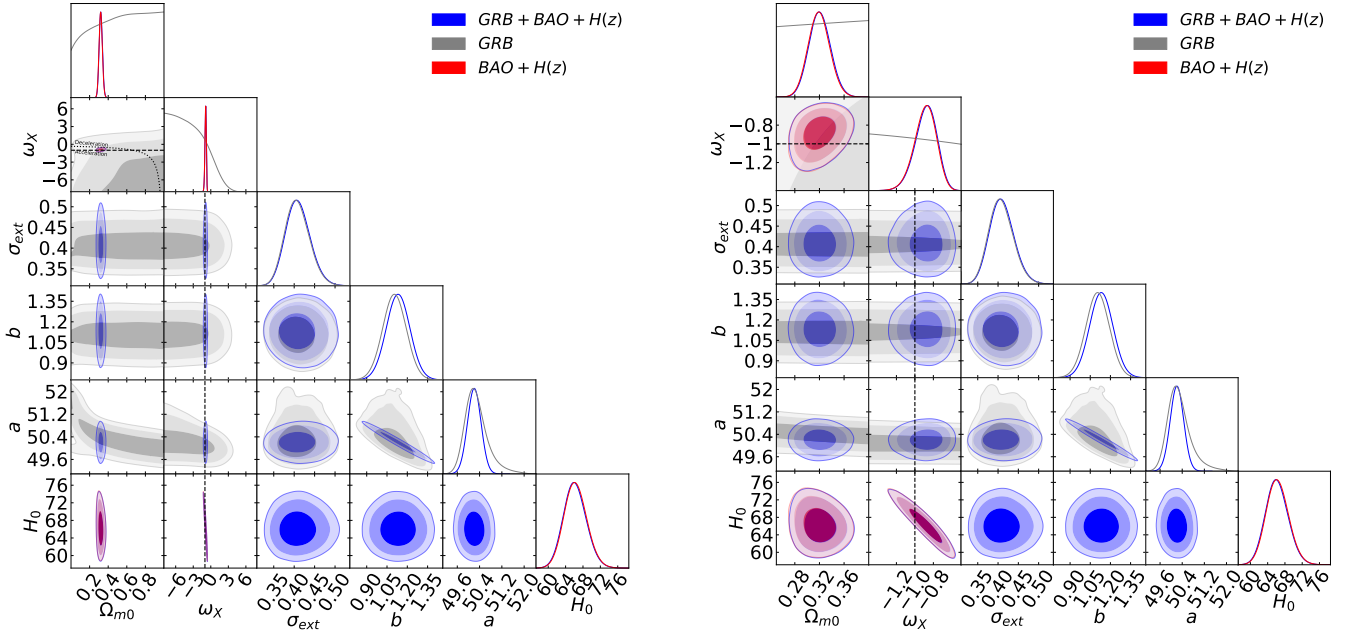


Figure 7. Flat XCDM parametrization one-dimensional likelihood distributions and two-dimensional contours using GRB (grey), BAO + $H(z)$ (red), and GRB + BAO + $H(z)$ (blue) data for all free parameters. The right panel shows the zoomed-in version of the left panel. The black dotted line in the $\omega_X - \Omega_{m0}$ sub-panel of the left panel is the zero acceleration line with currently accelerated cosmological expansion occurring below the line. The black dashed lines correspond to the $\omega_X = -1$ Λ CDM model.

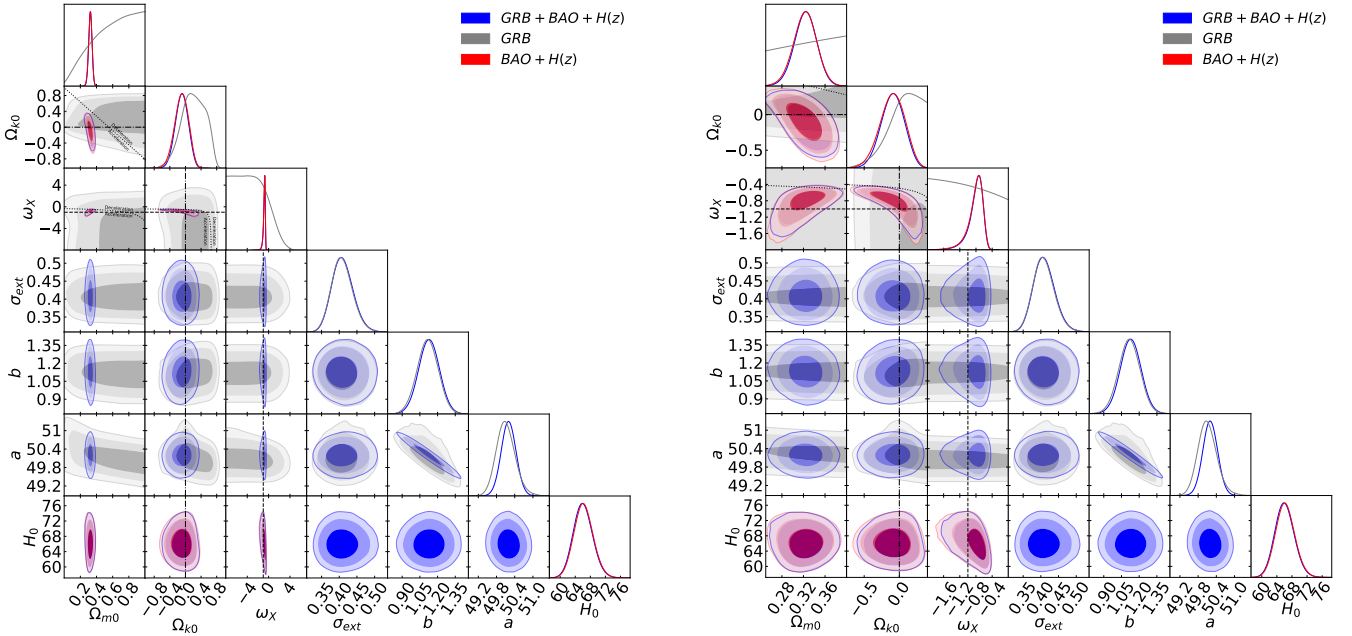


Figure 8. Non-flat XCDM parametrization one-dimensional likelihood distributions and two-dimensional contours using GRB (grey), BAO + $H(z)$ (red), and GRB + BAO + $H(z)$ (blue) data for all free parameters. The right panel shows the zoomed-in version of the left panel. The black dotted lines in the $\Omega_{k0} - \Omega_{m0}$, $\omega_X - \Omega_{m0}$, and $\omega_X - \Omega_{k0}$ sub-panels of the left panel are the zero acceleration line with currently accelerated cosmological expansion occurring below the lines. Each of the three lines are computed with the third parameter set to the GRB + BAO + $H(z)$ data best-fit value of Table 1. The black dashed lines correspond to the $\omega_X = -1$ Λ CDM model. The black dot-dashed lines corresponds to $\Omega_{k0} = 0$.

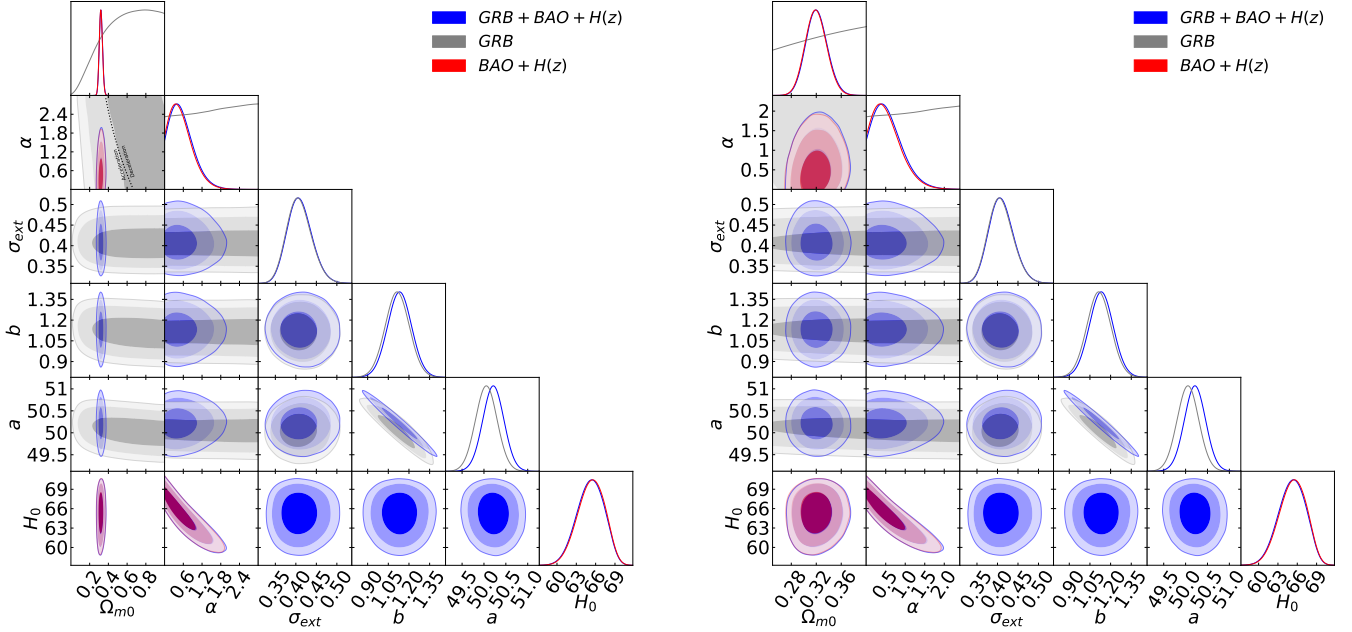


Figure 9. Flat ϕ CDM model one-dimensional likelihood distributions and two-dimensional contours using GRB (grey), BAO + $H(z)$ (red), and GRB + BAO + $H(z)$ (blue) data for all free parameters. The right panel shows the zoomed-in version of the left panel. The black dotted curved line in the $\alpha - \Omega_{m0}$ sub-panel of the left panel is the zero acceleration line with currently accelerated cosmological expansion occurring to the left of the line. The $\alpha = 0$ axis corresponds to the Λ CDM model.

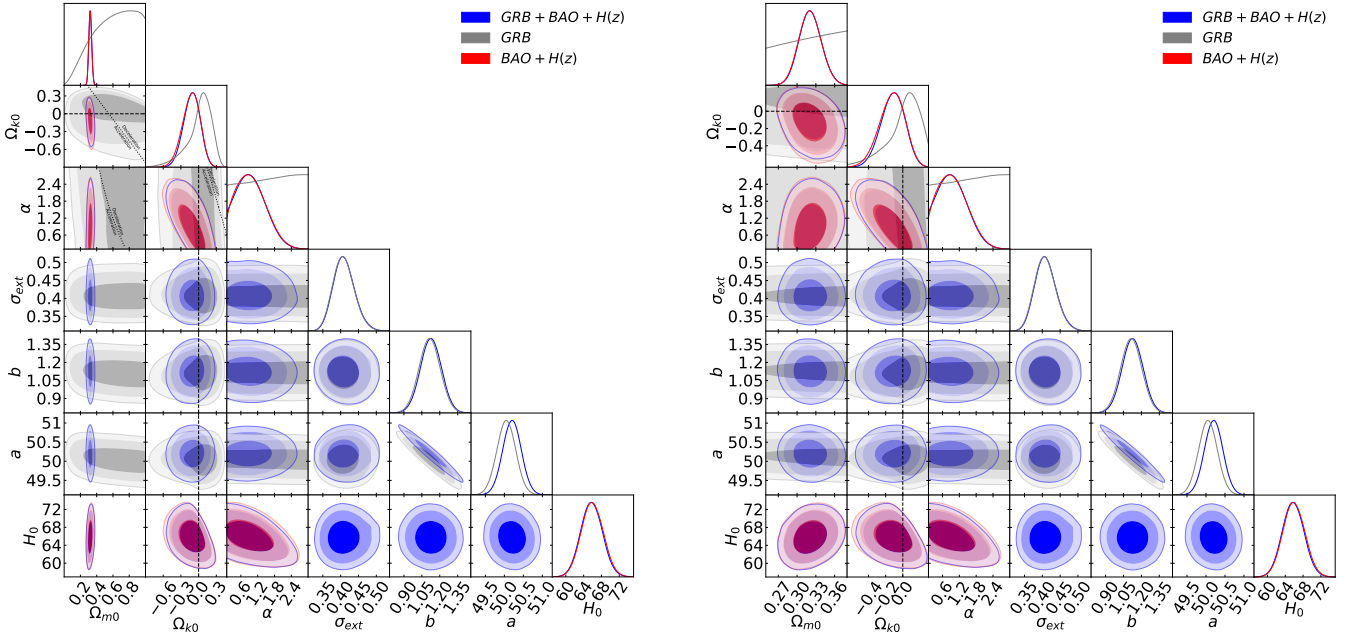


Figure 10. Non-flat ϕ CDM model one-dimensional likelihood distributions and two-dimensional contours using GRB (grey), BAO + $H(z)$ (red), and GRB + BAO + $H(z)$ (blue) data for all free parameters. The right panel shows the zoomed-in version of the left panel. The black dotted lines in the $\Omega_{k0} - \Omega_{m0}$, $\alpha - \Omega_{m0}$, and $\alpha - \Omega_{k0}$ sub-panels of the left panel are the zero acceleration lines with currently accelerated cosmological expansion occurring below the lines. Each of the three lines are computed with the third parameter set to the GRB + BAO + $H(z)$ data best-fit value of Table 1. The $\alpha = 0$ axis corresponds to the Λ CDM model. The black dashed straight lines correspond to $\Omega_{k0} = 0$.

- Kumar D. et al., 2020, preprint, (arXiv: 2002.06354)
- Lamb D. Q., Reichart D. E., 2000, *ApJ*, 536, 1
- Liang E., Zhang B., 2005, *ApJ*, 633, 611
- Li E. K., Du M., Xu L., 2019, *MNRAS*, 491, 4960
- Lin H.-N., Li X., Chang Z., 2016, *MNRAS*, 455, 2131
- Lin W., Ishak M., 2019, preprint, (arXiv: 1909.10991)
- Liu J., Wei H., 2015, *GRG*, 47, 141
- Mania D., Ratra B., 2012, *Phys.Lett.B*, 715, 9
- Martinelli M., Tutusaus I., 2019, *Symmetry*, 08, 986
- Mitra S., Park C.-G., Choudhury T. R., Ratra B., 2019, *MNRAS*, 487, 5118
- Montiel A., Cabrera J. I., Hidalgo J. C., 2020, preprint, (arXiv: 2003.03387)
- Ooba J., Ratra B., Sugiyama N., 2018a, *ApJ*, 864, 80
- Ooba J., Ratra B., Sugiyama N., 2018b, *ApJ*, 866, 68
- Ooba J., Ratra B., Sugiyama N., 2018c, *ApJ*, 869, 34
- Ooba J., Ratra B., Sugiyama N., 2019, *ApSS*, 364, 176
- Park C.-G., Ratra B., 2018a, *ApJ*, 868, 83
- Park C.-G., Ratra B., 2018b, *ApSS*, 364, 82
- Park C.-G., Ratra B., 2019, *ApJ*, 882, 158
- Park C.-G., Ratra B., 2018d, *ApSS*, 364, 134
- Park C.-G., Ratra B., 2020, *Phys.Rev. D*, 101, 083508
- Pavlov A., Westmoreland S., Saaidi K., Ratra B., 2013, *Phys. Rev. D*, 88, 123513
- Peebles P.J.E., 1984, *ApJ*, 284, 439
- Peebles P.J.E., Ratra B., 1988, *ApJ*, 325, L17
- Philcox O. H. E., Ivanov M. M., Simonović M., Zaldarriaga M., 2020, *JCAP*, 05, 32
- Planck Collaboration, 2018, preprint, (arXiv:1807.06209)
- Rameez M., Sarkar S., 2019, preprint, (arXiv: 1911.06456)
- Rana A., Jain D., Mahajan S., Mukherjee A., 2017, *JCAP*, 1703, 028
- Ratra B., Peebles P.J.E., 1988, *Phys. Rev. D*, 37, 3406
- Riess A. G., Casertano S., Yuan W., Macri L. M., Scolnic D., 2019, *ApJ*, 876, 85
- Risaliti G., Lusso E., 2015, *ApJ*, 815, 33
- Risaliti G., Lusso E., 2019, *Nat. Astron.*, 3, 272
- Ryan J., Chen Y., Ratra B., 2019, *MNRAS*, 488, 3844
- Ryan J., Doshi S., Ratra B., 2018, *MNRAS*, 480, 759
- Samushia L., Dev A., Jain D., Ratra B., 2010, *Physics Letters B*, 693, 509
- Samushia L., Ratra B., 2010, *ApJ*, 714, 1347
- Sangwan A., Tripathi A., Jassal H. K., 2018, preprint, (arXiv:1804.09350)
- Schöneberg N., Lesgourgues J., Hooper D. C., 2019, *JCAP*, 1910, 029
- Scolnic D. et al., 2018, *ApJ*, 859, 101
- Siegel E. et al., 2005, *MNRAS*, 356, 1117
- Singh A., Sangwan A., Jassal H. K., 2019, *JCAP*, 1904, 047
- Solà J., Gómez-Valent A., Pérez J. d. C., 2017, *Mod. Phys. Lett.*, A32, 1750054
- Solà Peracaula J., Pérez J. d. C., Gómez-Valent A., 2018, *MNRAS*, 478, 4357
- Solà Peracaula J., Gómez-Valent A., Pérez J. d. C., 2019, *Phys. Dark Univ.*, 25, 100311
- Wang B., Qi J.-Z., Zhang J.-F., Zhang X., 2019, preprint, (arXiv: 1910.12173)
- Wang J.S., Wang F.Y., Cheng K.S., Dai Z.G., 2016, *A&A*, 585, 68
- Wei J.-J., 2018, *ApJ*, 868, 29
- Xu H., Huang Z., Liu Z., Miao H., 2019, *ApJ*, 877, 107
- Yang T., Banerjee A., Colgón E., 2019, preprint, (arXiv: 1911.01681)
- Yashar M. et al., 2009, *Phys. Rev. D*, 79, 103004
- Yu H., Ratra B., Wang F.-Y., 2018, *ApJ*, 856, 3
- Yu H., Wang F. Y., 2016, *ApJ*, 828, 85
- Zeng H., Yan D., 2019, *ApJ*, 882, 87
- Zhai Z., Blanton M., Slosar A., Tinker J., 2017, *ApJ*, 850, 183
- Zhai Z., Park C.-G., Wang Y., Ratra B., 2019, preprint, (arXiv: 1912.04921)
- Zhang B. R. et al., 2017, *MNRAS*, 471, 2254
- Zhang J., 2018, *PASP*, 130, 084502
- Zhang X., Huang Q.-G., 2019, preprint, (arXiv: 1911.09439)

This paper has been typeset from a \LaTeX file prepared by the author.