

# The Adaptability and Challenges of Autonomous Vehicles to Pedestrians in Urban China

Ke Wang<sup>a,\*</sup>, Gang Li<sup>a,1</sup>, Junlan Chen<sup>b,\*</sup>, Yan Long<sup>a</sup>, Tao Chen<sup>c</sup>, Long Chen<sup>c</sup> and Qin Xia<sup>c</sup>

<sup>a</sup>School of Automobile Engineering, the Key Lab of Mechanical Transmission, Chongqing University, Chongqing 400044, China

<sup>b</sup>School of Economics & Management, Chongqing Normal University, Chongqing 401331, China

<sup>c</sup>State Key Laboratory of vehicle NVH and Safety Technology, China Automotive Engineering Research Institute Company, Ltd., Chongqing 401122, China

## ARTICLE INFO

### Keywords:

Chinese Pedestrian Environment  
Adaptability  
Autonomous Vehicles  
Road Safety

## ABSTRACT

China is the world's largest automotive market and is ambitious for autonomous vehicles (AVs) development. As one of the key goals of AVs, pedestrian safety is an important issue in China. Despite the rapid development of driverless technologies in recent years, there is a lack of researches on the adaptability of AVs to pedestrians. To fill the gap, this study would discuss the adaptability of current driverless technologies to China urban pedestrians by reviewing the latest researches. The paper firstly analyzed typical Chinese pedestrian behaviors and summarized the safety demands of pedestrians for AVs through articles and open database data, which are worked as the evaluation criteria. Then, corresponding driverless technologies are carefully reviewed. Finally, the adaptability would be given combining the above analyses. Our review found that autonomous vehicles have trouble in the occluded pedestrian environment and Chinese pedestrians do not accept AVs well. And more explorations should be conducted on standard human-machine interaction, interaction information overload avoidance, occluded pedestrians detection and nation-based receptivity research. The conclusions are very useful for motor corporations and driverless car researchers to place more attention on the complexity of the Chinese pedestrian environment, for transportation experts to protect pedestrian safety in the context of AVs, and for governors to think about making new pedestrian policies to welcome the upcoming driverless cars.

## 1. Introduction

Pedestrians are the vulnerable road users and account for 23% of world traffic deaths in 2018 according to WHO (World Health Organization, 2018). Naturally, China has the most pedestrians around the world due to its largest population and traffic developing state, and pedestrian safety has always been a problem of China since 26.1% of traffic deaths are pedestrians in 2013, while in America it is 16.1% (World Health Organization, 2016). This terrible result comes from bad road behaviors of Chinese pedestrians, such as red light running; a report (N=31649) showed 18.54% of pedestrians would run red lights in Changsha (Yan et al., 2016). These bad behaviors make the Chinese traffic environment very challenging. Fig.1 is the common scene at Chinese crosswalks.

AVs are deemed as promising solutions for safer road transportation in the future (Yang et al., 2018; Chen et al., 2018) and China is expected to become one of the largest markets for AVs (Wang et al., 2014). Therefore, it will be meaningful to analyze the adaptability of AVs to better protect pedestrians and give corporations and governments some useful guidance.

Driverless technologies are developing rapidly and according to the ability of self-driving, the Society of Auto-



Figure 1: The challenging Chinese pedestrian environment

otive Engineers (SAE) divides self-driving into six levels (L0-L5: from no automation to full automation) (SAE On-Road Automated Driving Committee, 2016), corresponding to driving in pedestrians traffic of different difficulty levels. However, the adaptability of driverless technologies to pedestrians is largely unknown. In previous researches, the manuscripts paid attention to pedestrian detection (Hussein et al., 2016; Ouyang et al., 2018; Li et al., 2019), interaction (Rasouli and Tsotsos, 2019a), receptivity (Deb et al., 2017; Jayaraman et al., 2018), behavior prediction (Volz et al., 2018), pose estimation (Fang and Laszpez, 2019; Wang et al., 2019), etc. These researches are related to the adaptability but did not directly point out the adaptability.

\*Corresponding author.

✉ kw@cqu.edu.cn (K. Wang); ligangvehicle@cqu.edu.cn (G. Li); junlanchen@cqu.edu.cn (J. Chen); longyan@cqu.edu.cn (Y. Long); wang.dongqiang@ciat-cq.org (Y. Long)

<sup>1</sup>These authors contributed equally to this work.

Similarly, review articles focused more on technology as well. Generally, pedestrian detection is reviewed to summarize and compare the detection algorithms according to the used sensors (Hurney et al., 2015; Lai and Teoh, 2014; Li et al., 2012, 2006; Simonnet et al., 2012; Yadav et al., 2015). Additionally, Deb et al. summarized the factors that influence the pedestrians' behaviors, public acceptance of fully automated vehicles as well as current interacting interfaces between pedestrians and autonomous vehicles (Deb et al., 2018a). Cao et al. conducted a review on different methods to model crowd of pedestrians (Cao et al., 2015). Daniela et al. explored the ways pedestrians' intention estimation has been studied, evaluated, and evolved (Ridel et al., 2018). Kardi et al. provided a review of a microscopic pedestrian simulation model (Teknomo et al., 2016). Sarker et al. reviewed human factors that would influence the acceptance of users to AVs including user comfort, trust, reliability, and preferences (Sarker et al., 2019). In these reviews, the detection methods, influencing factors, and interacting interfaces were carefully summarized and these are closely related to adaptability. Nevertheless, there is a lack of systematic and direct analyses of the adaptability to pedestrians. Therefore, the adaptability analyses are valuable and needs to be supplemented.

We have three contributions: firstly, the paper is the first to summarize the Chinese pedestrians' phenomena through abundant data and comparison with foreign countries and analyze the key safety demands for AVs. Secondly, we conducted a comprehensive literature review on the newest driverless technologies to pedestrians, including detection, interaction as well as receptivity. Thirdly, we executed the first try on the adaptability of AVs to Chinese pedestrians and summed up the challenges as well as opportunities. The paper is useful for driverless researchers who care about pedestrian safety and researchers from other areas, such as traffic safety and public policy, who want to conduct researches related to AVs, for we offer them guidance and research directions.

The rest of the paper is organized as follows. Section 2 show the methods that we review and conduct our analyses. Section 3 analyzed three typical phenomena of Chinese pedestrians. A comprehensive literature review of driverless technologies for pedestrians and adaptability analyses were provided in Section 4. In Section 5, emerging challenges and opportunities for future pedestrian research were proposed. Section 6 is the conclusion of this paper.

## 2. Methods

The objective of this article is to figure out the adaptability of AVs to Chinese pedestrians by reviewing articles. The first question should be how to evaluate the adaptability logically. To analyze the adaptability step by step, we divided it into two main questions: what are the Chinese pedestrians' characteristics and their technical demands for AVs, and

what are the current abilities of AVs when facing pedestrians? By solving the first, we know the safety demands for Chinese pedestrians, which would be worked as our criteria to evaluate adaptability. Then, through reviewing articles, the current abilities of AVs would be summarized. By combining the two answers, the adaptability would be analyzed and develop the answer to the adaptability of AVs to Chinese urban pedestrians. The methodology is shown in figure 2.

Firstly, pedestrian behaviors data was collected from the Chinese government, research articles and websites as the left side of figure 2 showed. In the searching process, we used terms like 'Chinese urban pedestrians', 'pedestrian bad behaviors', 'pedestrian accidents', 'pedestrian safety' to search results in engine (baidu, baidu scholar, google, google scholar) and filter them by reading the abstract. After collecting data, some typical behaviors of Chinese pedestrians are gained. Then, based on our technical background of AVs, the influence of these pedestrian behaviors on AVs would be carefully discussed. More importantly, some technical demands for AVs are proposed to protect pedestrian safety. In our research, these demands are worked as the criteria to evaluate the adaptability. To make it concrete, we divide it into three classes: excellent, OK, bad, to evaluate the adaptability.

Secondly, according to the demands, corresponding driverless technologies are searched and summarized through scholar engine and authoritative websites. In the searching process, we combined terms like 'autonomous vehicles', 'driverless technologies', 'pedestrians', and 'pedestrian safety' to search professional articles and filtered them according to our demands. After that, the abilities of AVs are categorized into groups and summarized by tables and figures. Considering the demands, we evaluate the abilities of AVs respectively. **One important thing** is that our reviewed technologies are the newest researches and are hard to tell which autonomous level they belong to. Therefore, in this article, we discuss the adaptability based on single technology rather than autonomous levels. Finally, the adaptability summary of every single technology would be our analyses of adaptability.

Thirdly, during the process, we found some challenging but promising problems and we analyzed them in a simple way after the adaptability analyses, to give some guidance to practitioners.

## 3. Phenomena & Analyses

Pedestrians are vulnerable road users around the world and recognized as the worst victims because they are directly exposed to the impact of traffic crashes compared to vehicle passengers (Lee et al., 2019a; World Health Organization, 2018). In developed countries, pedestrians would be safer. According to Road trauma Australia: 2018 statistical summary (Bureau of Infrastructure, Transport, Regional Development and Communications of Australia, 2018), the deaths-to-injuries rate of Australian pedestrians is 4%. In

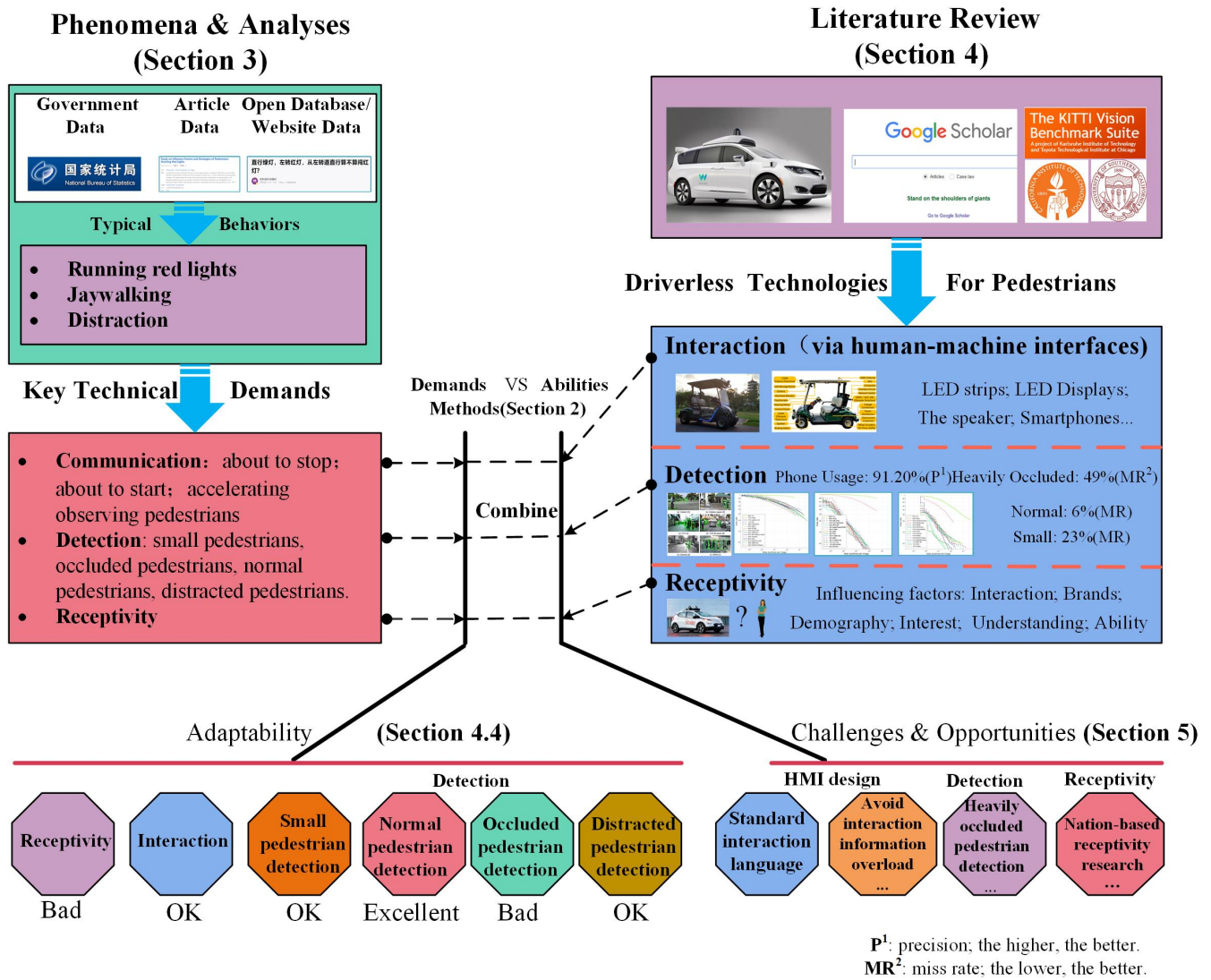


Figure 2: The content structure of this paper

America, 5,977 pedestrians were killed with 71,000 injuries in 2017 according to road traffic statistics(National Highway Traffic Safety Administration, 2019). While in England, one fatal accident would take place in 50 accidents(Department for Transport of the UK, 2019). However, as the biggest developing country, China has more severe pedestrian safety problems. According to the statistics of National Bureau of Statistics of China(The National Bureau of Statistics of China, 2019), the deaths-to-accidents ratio of pedestrians is about 50%, which is far worse than that of car passengers as well as cyclists as Table 1 shows; in other words, there will be a person dead in every two pedestrian accidents. Therefore, protecting pedestrians is an essential problem of Chinese traffic safety.

However, due to the low average education level and awareness of obeying rules, Chinese pedestrians often violate traffic rules and cause accidents, adding complexity to the Chi-

nese driving environment. The driverless car is a potential solution to promote traffic safety, however, whether AVs are suitable for the Chinese pedestrian environment is largely unknown. To assess the adaptability, three typical behaviors of Chinese pedestrians were summarized in the following through literature as well as open databases and we found China is one of serious countries of these behaviors. After that, the characteristics of Chinese pedestrians were analyzed. On the basis, the key technical demands for AVs were put forward as the evaluating criteria of adaptability. The followings are the analyses of three typical behaviors.

### 3.1. Red lights running

Red lights running of pedestrians greatly influences their safety. In Lille of France, one third of pedestrians are reported running red lights in 2015(Dommes et al., 2015). In America, 4.5% of pedestrians traffic deaths happened when



**Table 1**  
The ratio of deaths to accidents of Chinese traffic participants(The National Bureau of Statistics of China, 2019)

Traffic participants	data	2017	2016	2015	2014	2013	2012	2011	2010
All	Accidents	203049	212846	187781	196812	198394	204196	210812	219521
	Deaths	63772	63093	58022	58523	58539	59997	62387	65225
	<b>Deaths/accidents</b>	<b>0.31</b>	<b>0.30</b>	<b>0.31</b>	<b>0.30</b>	<b>0.30</b>	<b>0.30</b>	<b>0.29</b>	<b>0.30</b>
Cyclists	Accidents	1576	1460	1369	1393	1304	1433	1522	1978
	Deaths	350	341	304	289	300	279	315	447
	<b>Deaths/accidents</b>	<b>0.22</b>	<b>0.23</b>	<b>0.22</b>	<b>0.21</b>	<b>0.23</b>	<b>0.19</b>	<b>0.21</b>	<b>0.23</b>
Car passengers	Accidents	139412	145820	129155	136386	138113	142995	145338	148367
	Deaths	46817	45990	42388	42847	42927	44679	46100	46878
	<b>Deaths/accidents</b>	<b>0.34</b>	<b>0.32</b>	<b>0.33</b>	<b>0.31</b>	<b>0.31</b>	<b>0.31</b>	<b>0.31</b>	<b>0.32</b>
Pedestrians	Accidents	2470	2443	2137	2242	2088	2063	2277	2565
	Deaths	1322	1304	1192	1247	1185	1075	1134	1222
	<b>Deaths/accidents</b>	<b>0.54</b>	<b>0.53</b>	<b>0.56</b>	<b>0.56</b>	<b>0.57</b>	<b>0.52</b>	<b>0.50</b>	<b>0.48</b>

**Table 2**  
Statistics of red lights running of pedestrians in Hangzhou (the first column is the different possibility to run red lights and the second is corresponding percentages of pedestrians, N=200) (Mengyun et al., 2013)

Possibility of running red light	80%	50%	10%	0%
Percentage	2.5%	17.5%	88%	1%

**Table 3**  
The impact of groups on running red lights of pedestrians in Yulin(Single denotes pedestrians run red lights alone and group means pedestrians together run reds lights, N=3460) (Kedeng et al., 2015))

Pedestrians state	Obey the rules	Run red lights
Single	76.7%	23.3%
Group	70.2%	29.8%

**Table 4**  
Pedestrians' attitudes toward running red lights in Xian(N=425)(Qiang et al., 2017)

Attitudes	Agree to run red lights	Disagree
Percentage	60%	40%

they failed to obey traffic signals according to national statistics in 2017(National Highway Traffic Safety Administration, 2019). However, running lights running is more serious in China and is nicknamed the Chinese style of road crossing. Table 2, 3, 4 as well as 5 are statistics of running red lights done in four main cities in China. From these data, running red lights is a regular behavior when pedestrians are crossing the crosswalk with a possibility up to 70%. What is more, the attitudes of pedestrians toward obeying light rules are negative because 60% of pedestrians are approved of running red lights as table 4 shows. Table 3 reflects that the number of pedestrians influences the violating behaviors since walking in group increases the possibility to violate lights, which is related to the conformity phenomenon of psychology.

The Fig. 3a, b, c are common scenes in Chinese crosswalks, which shows three levels of running red lights according to the pedestrian number. The conflict in the scenes is that cars have to cross the crosswalk but to keep pedestrians safe. When there are minority persons violating the lights, their bodies, trajectories, tendencies as well as intent are clear and cars could slow down to avoid at sacrifice of efficiency. To make matters worse, influenced by the conformity phenomenon, persons would violate lights in group as 3b shows, hence leading to pedestrian occlusion. The occlusion would cause a misunderstanding of pedestrian intent and wrong detection of pedestrians, possibly causing accidents. In rush hours, the pedestrian flow is even walking on the vehicle road. In this case, it is difficult for the cars to move forward but wait.

Analyzing the behaviors, we conclude detection plays an essential role in red lights running scenarios. Good detection means cars know the right position as well as features of pedestrians, and could predict the intent. Based on detection, cars could decide whether they should yield or keep their movements when pedestrians are running red lights. Additionally, special care would be given to those special pedestrians like the elderly, the disabled, the distracted as well as the wheelman according to the detected features. In the context of traditional cars, drivers could detect almost all pedestrians in the first level of red lights running according to human intelligence. When more pedestrians violate the lights, drivers impossibly detect all pedestrians as a result of limited attention and occlusion. AVs could understand the world through multiple sensors, so could they detect pedestrians well in the red lights running scenarios?

Additionally, intent communication between pedestrians and vehicles is of vital importance in the process. Generally, intent communication includes the moving state of pedestrians and cars and their observation of each other. Through detection, drivers know pedestrian position and features, however, who should take the road right to go need negotiating, which is tackled by communication. In the current driving



**Figure 3:** Three typical bad behaviors of Chinese pedestrians: a), b), c) running red lights; d), e), f) jaywalking; g), h), i) distraction (phone utilization)

**Table 5**

Frequency of running red lights of pedestrians in Shanghai(N=500)(Zhichan, 2017)

Behaviors	Run red lights			See others run red lights		
	Usually	Occasionally	Never	Usually	Occasionally	Never
Frequency	12%	65%	23%	67%	30%	3%
Percentage	12%	65%	23%	67%	30%	3%

environment, there already exist some nonverbal methods to communicate pedestrians with cars, such as car light (headlights, turn lights, rear lights), distance, voice of the cars. In addition, drivers play an important role in communication. During the process, drivers could interact with pedestrians by utilizing eye contact, gestures as well as voice to assign road right (Charisi et al., 2017) as shown in Fig. 4a, and Lee et al. (Lee et al., 2019b) concluded that the existence of drivers would strength the safety-in-numbers effect to protect pedestrians by increasing the interaction between pedestrians and vehicles. More importantly, it will give pedestrians more trust to communicate with humans rather than ma-

chines. Compared with traditional cars, there will be no real driver in AVs as Fig. 4b shows, so how do AVs communicate with pedestrians and whether pedestrians would trust AVs?

### 3.2. Jaywalking

Jaywalking means pedestrians pass a road illegally for convenience where there is no crosswalk or some leading signs, possible with a baluster-passing behaviors. In the UK, nearly 50% of pedestrians crossed the road ignoring the traffic signals according to YouGov poll 2013 (Jordan, 2013). In America, a similar YouGov poll in 2014 found that only 13% of Americans said they had never jaywalked (Moore, 2014)





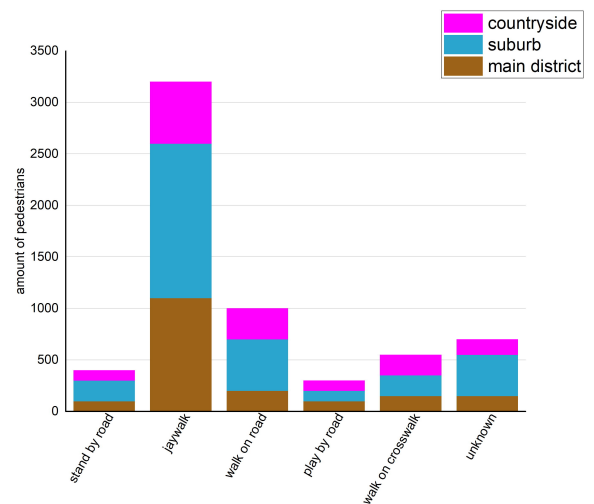
**Figure 4:** Intent communication methods between pedestrians and vehicles: a) traditional vehicles and pedestrians b) AVs and pedestrians

and America national statistics showed that 21.2% of pedestrians traffic deaths came from pedestrians' improper crossing of roadway (National Highway Traffic Safety Administration, 2019). The Singapore government fined 2,049 jaywalkers in the first quarter of 2013 (Ren et al., 2011). Similarly, jaywalking is very common in China because of unreasonable crosswalk settings and a lack of awareness to obey rules. From Table 6, we could see jaywalking is very dangerous for 68% pedestrian accidents are related to accidents. What is more, the research of (Jun et al., 2012) showed that no matter in urban, suburbs or countryside, jaywalking is the biggest cause of car accidents according to Fig. 5.

Fig. 3d, e, f are common scenes of jaywalking in urban China, from which we could observe jaywalking often occurs in the area without signs, even with a fence in the middle of the road. In these scenes, the trajectories of pedestrians are irregular and difficult to predict because there are no signs to regulate their movements, and they are faster than on the crosswalks. For drivers, they would be partly lacking in concentration as a result of no expectation for pedestrians; additionally, cars would be faster due to the higher speed limit on these sections. For the road itself, some special sections, such as curved sections, cars and pedestrians are naturally difficult to detect each other.

These features contribute to most of jaywalking accidents, which could be divided into three types. The first type of accidents is the failure to detect each other. The drivers do not observe pedestrians cross the road and hence they crash into pedestrians directly because of no expectation for pedestrians or on special sections. The second is untimely detection to each other. In this case, it is difficult for drivers to avoid a collision as a result of vast inertia out of high speed. The third is poor communication between drivers and pedestrians. With high speed, both drivers and pedestrians have very little time to negotiate the road rights, often leading to poor communication.

Similarly, detection is essential to keep pedestrians safe in



**Figure 5:** The causes of pedestrian accidents in three areas in Chongqing (Jun et al., 2012)

the jaywalking. In this scenario, cars must detect pedestrians from long distance because cars are so fast that drivers need more time and longer distance to stop. Moreover, enough communication is required to transfer the moving state. With high speed and far distance, the communicating methods between pedestrians and drivers would be limited and easily misunderstood. Therefore, more communicating methods are needed to better transmit the state. Traditional cars are troubled by remote communication and small pedestrian detection. As a high technology, how do AVs interact with remote pedestrians and could they detect remote small pedestrians?

**Table 6**

The behaviors of pedestrians just before pedestrian accidents took place(N=181)(Shibo et al., 2018)

Behaviors	Jaywalk	Walk on crosswalk in the section	Walk on crosswalk in the intersection	Stand on the road	Work by the road	Walk by the road	others
Percentage	68%	5.5%	7.2%	2.8%	6.6%	7.7%	2.2%

**Table 7**

The attitudes of using phone on crosswalks of pedestrians in Hefei(questionnaire, N=405)(Feiyang, 2017)

Attitudes	Use phone when crossing the road this week	Involved in accidents because of phone utilization in crosswalk	Whether to be punished
Positive	162(40%)	22(5.4%)	206(51.7%)
Negative	243(60%)	383(94.6%)	199(48.3%)

### 3.3. Distraction

Distraction refers to pedestrians doing other things and not paying full attention to the environment when they are passing the road, and the possible reasons are reading, eating, using smartphones, talking, and the influence of alcohol, drugs, or medication. As Judith et al. showed(Mwakalonge et al., 2015), phone usage has been the major reason of pedestrian distraction recently, therefore, the following mainly talk about phone usage.

In America, a report of Liberty Mutual Insurance in 2013 surveyed 1,004 adults and found that 60% of them had used phones when crossing the crosswalks(Liberty Mutual Insurance, 2013). Moreover, the Consumer Product Safety Commission of America estimated that 3.76% of American injuries are related to phone usage and Nasar et al. (Nasar and Troyer, 2013a) thought injuries caused by phone usage would be much bigger. In England, a report in 2019 found that 31.37% of adolescent pedestrians crossed the crosswalks using phones(Baswail et al., 2019). Similarly, phone usage of pedestrians has been an important problem of Chinese pedestrian safety. The table 7 as well as 8 are statistics of phone usage on crosswalks in Hefei and Wuhan respectively while Fig. 6 shows data collected in Beijing and Chongqing. From these data, it could be concluded that about 12% of pedestrians would really utilize phones when crossing the road. What is more, about half of the pedestrians thought they should not be punished because of using phones(Feiyang, 2017). This reflects a lack of awareness to obey traffic rules of Chinese pedestrians. As can be seen from table 8, watching telephone screens, having a call and listening to music are three aspects of phone usage and watching phones is the most common behavior. During these processes, the attention of pedestrians is occupied so they hardly perceive surroundings and communicate road rights with vehicles.

Ling et al. emphasized that the time to cross a road would increase and the times pedestrians watch around would decrease when they use phones(Feiyang, 2017). According to a

research(Nasar and Troyer, 2013b), the proportion of pedestrians killed while using phones has increased by more than 3.5% in 2010. Additionally, pedestrians using phones are more likely to conflict with vehicles than pedestrians not using phones.

There are two scenarios where pedestrians use their mobile phones at the crosswalk; the first is when the pedestrian traffic light is green and the second is when the pedestrian traffic light is red. In the first case, pedestrians might be relatively safe since pedestrians have the road right while cars have to wait. However, drivers might run red lights when pedestrians cross the road using phones. In this situation, distracted pedestrians cannot avoid a collision. In the second case, it will be extremely unsafe for pedestrians. Firstly, cars may not realize pedestrians are utilizing phones and think pedestrians would behave like normal persons. Furthermore, the distraction would hinder the intent communication between pedestrians and vehicles. As a result, drivers do not know how to respond to the behaviors accordingly and cause accidents.

From the analyses above, we could conclude the unsafety comes from little communication and poor detection when pedestrians are utilizing phones, which highlights the importance of communication as well as detection again. In the context of traditional cars, drivers could partially recognize who are using phones and slow down to keep safe. Nevertheless, the intent communication remains a problem. Under the context of AVs, could AVs detect phone utilization and communicate with pedestrians well?

### 3.4. The summary of pedestrians' technical demands for AVs

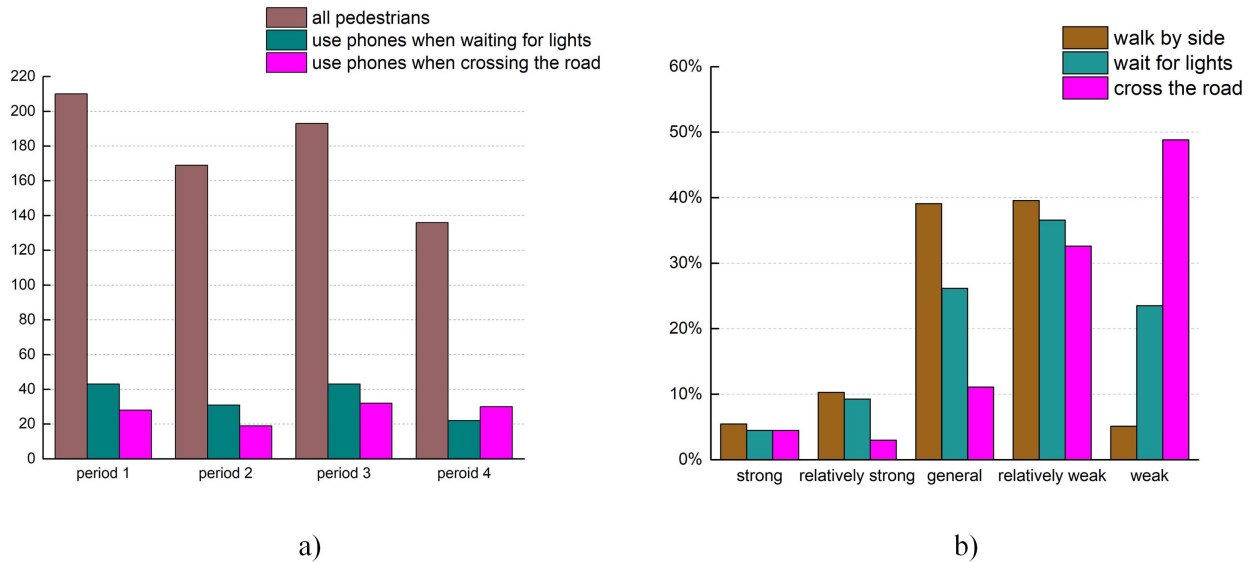
Based on the above phenomena and analyses, pedestrian safety requires good detection and communication between cars and pedestrians. In the following, the technical demands of pedestrians for AVs would be summarized. Simultaneously, we propose criteria to evaluate the ability of each technology.

In the detection part, in order to protect the safety of normal

**Table 8**

The statistics of using phone on crosswalks in Wuhan(empirical research, N=2901)(CunBao et al., 2018)

Behaviors	Use phones when crossing the road			Not use phones
	Watch phone	Have a call	Listen to music	when crossing the road
Percentage	6.65%	2.83%	2.28%	88.24%



**Figure 6:** The phone usage of pedestrians in different scenarios: a) Beijing (empirical research)(Cun et al., 2019) b) Chongqing (questionnaire)(Jinhua, 2017)

pedestrians (under no bad behaviors), vehicles should know the location and features of pedestrians. Moreover, occluded pedestrian detection is required to solve the problems of occlusion, which often takes place in red lights running. Additionally, remote(small) pedestrian detection is essential to protect pedestrians when pedestrians are jaywalking. Last but not the least, phone utilization detection is required to distinguish normal pedestrians and distracted ones. To evaluate the detection ability, the precision of location and classification will be reviewed and summarized.

In terms of communication, other than existing physical information transferring, more interfaces should be designed for interaction. For example, more external interfaces are needed to transfer the intent of cars to pedestrians in the scenarios of occlusion as well as jaywalking. As mentioned above, we suggested the state of AVs should be well transferred, which would be worked as our evaluating metric. To make it concrete, we propose the intent transferring comprised of stopping, accelerating, slowing down, as well as the observation of pedestrians, to evaluate the ability of communication.

Importantly, there is a hidden factor, receptivity, that plays an important role in the relationship between AVs and pedestrians. If pedestrians cannot accept AVs, the communication is meaningless for pedestrians could not trust the infor-

mation. Furthermore, there will be significant obstacles to bring AVs into the market. In this article, we have considered more about Chinese pedestrians, hence, we take the receptivity of Chinese pedestrians into account.

In summary, the adaptability of AVs depends on the adaptability of communication, detection as well as receptivity and hence we evaluate the adaptability of the three technologies to figure out the adaptability of AVs. The following section 3 will talk about the adaptability of AVs to pedestrians in detail. At the same time, the adaptability relationship would change the current mentality of pedestrians and ask for the government's regulations adjustment. Based on the adaptability, we would simply analyze the influence that AVs would bring to current pedestrians mentality and government regulations.

#### 4. The Adaptability of Driverless Technologies to Pedestrians

China has a challenging driving environment of pedestrians, in which running red lights, jaywalking as well as phone usage take place usually. These behaviors lead to crowd, occlusion and poor communication, greatly harming the safety of pedestrians. Analyzing the scenarios, detection, communication and receptivity are summed up as key technical de-



mands for safety. As a promising technology, AVs could perceive the world through multiple sensors, so can AVs solve these problems? What are the essential driverless technologies?

The adaptability could be divided into two parts: AVs adapt to pedestrians and pedestrians adapt to AVs. Corresponding to the demands, driverless technologies that are dedicated to solving these problems are divided into detection, interaction, and receptivity. In these researches, detection applies various sensors and algorithms to determine whether there are pedestrians and find their location, which shows the ability of AVs to feel the world and hence describes the adaptability of AVs to pedestrians. According to the demands, normal pedestrian detection, occluded pedestrian detection, small pedestrian detection and distracted pedestrian are reviewed and analyzed respectively. Furthermore, the technology of interaction utilizes different kinds of external interfaces to transfer the state of AVs to pedestrians, which shows the ability of pedestrians to understand AVs and hence describe the adaptability of pedestrians to AVs. And the researches of receptivity are committed to seeking factors that influence the acceptance of pedestrians to AVs; this reflects the pedestrians' trust in AVs and also describes the adaptability of pedestrians to AVs.

The following will examine these technologies by reviewing articles. After that, we would give out the adaptability by combining the analyse of phenomenon with technologies. To get an intuitive result, three levels of descriptions are applied to evaluate the adaptability: bad is used for poor research status and terrible adaptability; OK is used for good research status but there is still room to improve; excellent is used for splendid work and good adaptability. Furthermore, after summarizing the adaptability, the influence on these driverless technologies to the mentality of pedestrians and government regulations would be talked about in a simple manner, to offer some guidance to Practitioners.

#### 4.1. AVs adapt to pedestrians: detection

As discussed above, detection is important to guarantee pedestrian safety. As a promising technology, AVs pay more attention to the detection task to recognize and localize pedestrians. However, the occlusion, small size as well as distraction of pedestrians make it a challenging task in China. To recognize the capabilities, the detection task would be divided into four subtasks including normal, occluded, small and distracted pedestrian detection.

In order to better review the ability, we first summarized the pedestrian dataset.

##### 4.1.1. Pedestrian dataset

The popularity of data-based methods promotes the importance of datasets. The improvement of dataset also reflects the technical tendency of pedestrian detection. The authoritative pedestrian datasets are summarized in Table 9.

These datasets are mainly used to evaluate the capabilities of detectors, of which Caltech dataset as well as KITTI

dataset are popular datasets in recent years. The number of pedestrians is related to the number of ground truth and frames, representing the difficulty of detection. Caltech dataset ranks first with 350,000 pedestrians at 1,000,000 frames. Additionally, the dataset released later often has a larger number of pedestrians because data-based methods dominate the mainstream. As the year increases, occluded labels are added to the dataset more because occlusion usually occurs in real scenarios, which is why KITTI as well as Caltech datasets become popular currently. The occlusion level could be evaluated by the fraction of occlusion, which can be calculated as one minus the fraction of visible area over the total area. However, KITTI and Caltech datasets have different occlusion labels. KITTI dataset divided scenes into three levels: easy, moderate and heavy whereas Caltech grouped them into no, partial occlusion as well as heavy occlusion based on occlusion ratio, which is shown in the third column. Naturally, the two datasets both take the occlusion into account when evaluating detectors.

To emphasize different things, the metrics utilized to evaluate the abilities of detectors are different. The ROC curve evaluates the detectors in terms of true positive rate and false negative rate in the early dataset. The MR-FPPI curve used by Caltech and ETH reflects the relationship between miss rate (MR) and false positive per image (FPPI), and used miss rate value when the FPPI value is 10-1 as the evaluation metric. In order to emphasize precision and recall, KITTI dataset used the P-R curve to evaluate the performance of the detectors and utilize the area between the P-R curve and coordinates as the evaluation metric. Recently, the P-R and MR-PFFI curves are utilized more in the detection task due to the popularity of KITTI and Caltech datasets. Reasonably, each dataset has an optimal detector shown in the fifth column. We cannot get a specific optimal detector in some datasets so we use a dash to represent. In the early dataset, detectors gain a splendid detection rate even around 100% while detectors get worse in recent as a result of increasing difficulty in datasets. Additionally, the popularity of neural network-based methods are reflected in terms of the name of optimal detectors. More importantly, the websites of these datasets would rank detection methods to help researchers follow the latest development and this would be our approach to evaluate the capabilities.

Last but not the least, KITTI dataset collected pictures from campus, city, road, residential and person scenes, which is closer to real scenarios in an autonomous driving environment. However, the urban Chinese pedestrians would be only talked in this paper so Caltech dataset would be more suitable.

##### 4.1.2. Normal pedestrians detection

Normal pedestrians are pedestrians who do not perform bad behaviors. We set the occlusion level, size as well as the distraction of these pedestrians to normal values. Normal pedestrian detection could assess basic detection capa-

**Table 9**  
Comparison of pedestrian detection datasets

Dataset	Pedestrian number	Occlusion labels			Evaluation Metrics <sup>1</sup>	Best detector & performances	Year
MIT(Papageorgiou and Poggio, 2000)	924	YES			MR-FPPW	(HOG,100%)	2000
USC(Wu and Nevatia, 2005)	816	NO			ROC <sup>2</sup>	-	2005
INRIA(Dalal and Triggs, 2005)	1774	NO			MR-FPPW	(F-DNN, 7%)	2005
Daimler(Munder and Gavrilu, 2006)	4000	NO			ROC	(MLS,28%)	2006
CVC(GerÅsnimo et al., 2007)	1000	NO			ROC	-	2007
ETH(Ess et al., 2007)	12,000	NO			R-FPPI	(RPN+BF, 30%)	2007
TUD-Brussels(Wojek et al., 2009)	3247	NO			P-R	(SpatialPooling,47%)	2009
Caltech (Dollár et al., 2009) (Dollar et al., 2011)	350,000	YES			MR-FPPI	(ARPed,6%)	2009
		No occlusion(0%)	Partial (1%-35%)	Heavy (35% - 80%)			
KITTI (Geiger et al., 2012)	80,000	YES			P-R	(FichaDL, 81.73%)	2012(2015)
		Easy(0-15%)	Moderate (15%-30%)	Hard(35%-50%)			

<sup>1</sup> MR, FPPW, FPPI, R and P respectively infer to miss rate, false positive per window, false positive per image, recall and precision. the higher, the better in MR-FPPW and P-R curve whereas the lower, the better in ROC, MR-FPPI, MR-FPPW and R-FPPI curve.

<sup>2</sup> ROC curve takes true positive rate and false negative rate as coordinate

bilities because normal pedestrians are the largest parts of pedestrians. To check the ability, the performance of detectors is summed up based on four popular pedestrian datasets in Fig. 7. The moderate and reasonable occluded levels of KITTI and Caltech datasets are selected to meet the demands of normal pedestrians.

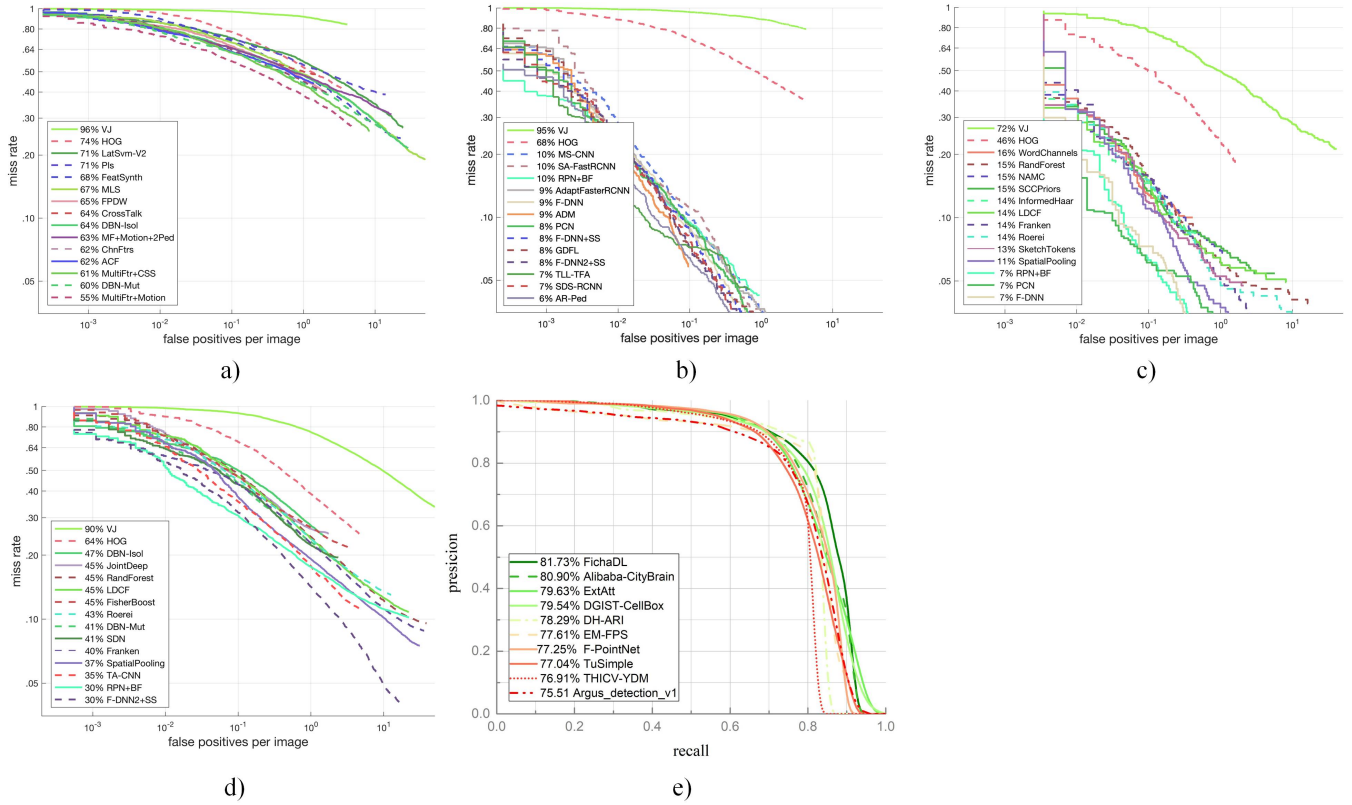
It is observed that detectors in Caltech are the best with the lowest miss rate of 6% among all the four datasets. The best detector in INRIA is slightly behind with a 7% precision. However, the optimal detector named F-DNN2+SS in ETH dataset achieved the best miss rate of just 30%. This is possibly because it is so old-fashioned that the latest detectors would not validate performance on it. Interestingly, the difference between Caltech training dataset and Caltech testing dataset is huge, which is because data-based methods use a testing dataset to validate while features-based methods use a training dataset. This also reflects the superiority of data-based methods.

In KITTI dataset, the area of the curve is utilized to evaluate detection performance and the best detector achieves an average moderate precision of 81.73%. Roughly speaking, we could say the best detectors in Caltech with 7% miss rate is

better than in the best detectors in KITTI with 81.73% precision. As talked above, the scenarios in Caltech dataset are more suitable for the setting of Chinese urban pedestrians, hence, the result of Caltech is more reliable in this article. In conclusion, the capabilities of normal pedestrian detection are excellent with a miss rate of 6% and the driverless technology of normal pedestrian detection is adaptive to urban China.

#### 4.1.3. Occluded pedestrians detection

Pedestrian occlusion usually happens in driving scenarios and about 70% of pedestrians have occlusions according to Caltech dataset(Dollár et al., 2009; Dollar et al., 2011), which is among the toughest problems in pedestrian detection. Since Chinese pedestrians perform badly on crosswalks, occlusion has always been a serious problem. Compared to no occlusion, occluded pedestrian needs two bounding boxes to jointly label, one for visible portion and one for full extent. Furthermore, occlusion could be divided into two categories: pedestrians are occluded by other objects, which often causes information missing and leads to false



**Figure 7:** The performances of 10 top detectors in five popular datasets: a) Caltech training (Dollár et al., 2009; Dollar et al., 2011) b) Caltech testing(Dollár et al., 2009; Dollar et al., 2011) c) ETH (Ess et al., 2007) d) INRIA (Dalal and Triggs, 2005) e) KITTI (Geiger et al., 2012)(Data is summarized in October 1, 2019)

negatives, and pedestrians are occluded by other pedestrians, which brings lots of interfering information and leads to false positives(Wang et al., 2018b).

To figure out the capabilities, the top 10 detectors in KITTI and Caltech datasets are summarized in terms of different occlusion levels in Table 10. The hard level of KITTI dataset and the heavy level of Caltech dataset are the most occluded scenarios.

It is reasonable that when occlusion levels improve, accuracies would significantly decrease. The detectors in easy occlusion of KITTI has an excellent performance since 88.27% of pedestrians are detected (the same is true in no occlusion in Caltech). However, the performance becomes particularly poor, especially in heavy occlusion in Caltech (hard in KITTI), for 49% of pedestrians are missed. More importantly, the change rate is huge when the difficulty of scenarios changes from easy to hard, especially in Caltech dataset with a change rate of about 40%. This is because Caltech dataset has a more complicated occlusion status. However, occlusion is common and sometimes there is heavy occlusion taking place in jaywalking or crosswalk crossing scenarios. Therefore, both the easy level and heavy level of occlusion detection are important in the Chinese urban environment. Above all, driverless technologies perform excel-

lent detection in easy occlusion whereas detectors perform very poorly in the heavy level. Considering the importance of easy occlusion and heavy occlusion, we think driverless technology has overall bad research in occluded pedestrian detection due to the unacceptable result of heavy occlusion.

#### 4.1.4. Small pedestrians detection

Small pedestrians mean that pedestrians take up small parts of pixels in the eyes of AVs. As analyzed above, jaywalking is very common and has caused a number of accidents in the Chinese environment. In the scenarios, the speed of vehicles is fast and they need to detect pedestrians at long distances to take timely measures. Therefore, small pedestrian detection is important to protect pedestrians. However, small pedestrian detection is complicated due to low resolution and noisy presentation(Li et al., 2017). In the authoritative dataset, COCO of Microsoft(Lin et al., 2014), they define objects smaller than 32\*32 pixels as small objects. In the KITTI dataset, researchers set a minimized bounding box height of 25 pixels for moderate as well as hard level while Caltech dataset categorized them into near scale, medium scale and far scale. Additionally, Dollar et al. (Dollár et al., 2009)thought that pedestrians from 30 to 80 pixels are most important for automotive settings, respectively correspond to 20m and 60m away from the pedestrians



**Table 10**

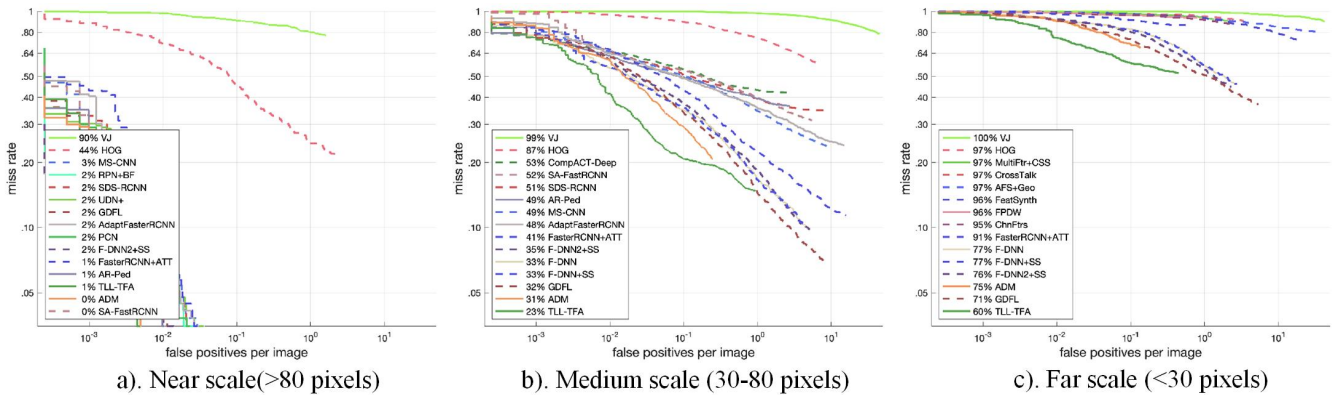
The performances of 10 top detectors of KITTI & Caltech datasets in different occlusion levels(data is summarized in October 1, 2019)

Rangking & Methods	KITTI dataset <sup>1</sup>			Rangking & Methods	Caltech dataset <sup>2</sup>		
	Easy	Moderate/Change	Hard/Change <sup>3</sup>		No	Patial/Change	Heavy/Change
1. FichDL	88.27%	81.73% /6.54%	75.29%/12.98%	1. AR-Ped(Nasar and Troyer, 2013b)	5.00%	12.00%/7%	49.00%/44%
2. Alibaba-CityBrain	88.13%	80.90%/7.23%	74.08%/14.05%	2. SDS-RCNN(Brazil et al., 2017)	6.00%	15.00%/9%	59.00%/53%
3. ExtAtt	87.95%	79.63%/8.32%	74.78%/13.17%	3. F-DNN+SS(Du et al., 2017)	7.00%	15.00%/8%	54.00%/47%
4. DGIST-CellBox	87.77%	79.54%/8.23%	75.70%/12.07%	4. F-DNN(Du et al., 2017)	7.00%	15.00%/8%	55.00%/48%
5. DH-ARI	87.43%	78.29%/8.32%	69.91%/17.52%	5. PCN(Wang et al., 2018a)	7.00%	16.00%/9%	56.00%/49%
6. EM-FPS	84.93%	77.61%/9.14%	72.52%/12.41%	6. F-DNN2+SS(Du et al., 2018)	6.00%	16.00%/10%	40.00%/34%
7. F-PointNet(Qi et al., 2018)	87.81%	77.25%/7.32%	74.46%/13.35%	7. GDFL(Lin et al., 2018)	6.00%	17.00%/11%	43.00%/37%
8. TuSimple(He et al., 2016; Yang et al., 2016)	86.78%	77.04%/10.56%	72.40%/14.38%	8. ADM(Zhang et al., 2018)	7.00%	18.00%/11%	30.00%/23%
9. THICV-YDM	87.27%	76.91%/9.74%	69.02%/18.25%	9. TLL-TFA(Song et al., 2018)	6.00%	18.00%/12%	29.00%/23%
10. Argus-detection-v1	83.49%	75.51%/10.36%	71.24%/12.25%	10. MS-CNN(Cai et al., 2016)	8.00%	19.00%/11%	60.00%/52%

<sup>1</sup> KITTI dataset uses P-R curve to evaluate detectors and the higher, the better.

<sup>2</sup> Caltech dataset uses MR-FPPI curve to evaluate detecors and the lower, the better.

<sup>3</sup> Change denotes the value of current level minus the value of first column of each dataset;



**Figure 8:** Small pedestrian detection in three scales in Caltech dataset(Data is summarized in October 1, 2019)

at urban speed of 15m/s. Above all, we would focus more on pedestrians with the range from 30 to 80 pixels, which include small pedestrians in autonomous settings.

In the COCO dataset, general small object detection reflects an average precision of 0.343, compared to medium objects of 0.556 and large objects of 0.660. This also shows the difficulty of small object detection. As for small pedestrian de-

tection, Caltech researchers summed up the performance of detectors in three scales shown in Fig. 8. Reasonably, detectors in near scale has the best performance with the lowest miss rate of nearly 0%. However, when it comes to medium scale, the performance drops dramatically with the lowest miss rate of 23%. To make matters worse, detectors in the far scale have a terrible miss rate of only 60%. As analyzed

above, the medium-scale (30-80 pixels) pedestrian data is more suitable for Chinese urban pedestrians. Therefore, the best performance is the TLL-TFA algorithm with a miss rate of 23%. In summary, driverless technology is OK to detect small pedestrians but has some room to improve.

#### 4.1.5. Distracted pedestrians detection

Distraction usually happens when pedestrians are reading books, talking to others as well as using phones and phone utilization is the main reason. Distraction can seriously harm the safety of pedestrians as discussed above. In the context of AVs, it is essential to detect pedestrians using phones and accordingly decide how to respond.

Although the phone utilization of drivers gains much attention in research, there is a lack of researches about pedestrians using phones. Akshay et al. proposed a vision-based framework to classify whether a pedestrian is using a phone, with the highest accuracy of 91.20% (Rangesh et al., 2016). At the same time, a pedestrian dataset using phones was proposed as well, in which pedestrians are in high resolution. However, there is little research to further the study.

Yet, surprisingly, phone utilization hasn't always been terrible for AVs. Vehicle-to-pedestrians (V2P) communication is thought as a method to guarantee active safety, in which smartphone works as a receiving device. Ahmed et al. (Hussein et al., 2016) proposed a V2P-based application to broadcast alert information, including possible collision distance and time, to both phone users and AVs. At the same time, Pooya et al. (Rahimian et al., 2018) proposed a model using phones to send alert warnings to pedestrians when they are around the crosswalk. Furthermore, He et al. (He et al., 2017) proposed a V2P model utilizing WIFI, Bluetooth as well as DSRC technology to establish interaction between AVs and pedestrians. In these cases, the smartphone plays an important role to avoid collision rather than lead to accidents.

All in all, there exists research with excellent phone utilization detection of 91.20%, nevertheless, no other researches are conducted to support and further the study. Moreover, the smartphone has played a totally new role to interact with the pedestrians rather than ruin the safety, and the method performs well. In conclusion, there is not systematic work to support the accurate detection to distracted pedestrians but the phone has become another way to protect safety. Hence, we think the driverless technology is OK and has some room to promote.

#### 4.1.6. The adaptability of detection

To summarize the above conclusions, normal pedestrian detection is excellent. Occluded pedestrian detection is bad. Distracted pedestrian detection is OK. Small pedestrian detection is OK.

## 4.2. Pedestrians adapt to AVs: interaction

According to Gunnar (Johannsen, 2009), human-machine interaction (HMI) transfers communication information be-

tween human users and machines via human-machine interfaces. Under the context of traffic, the interaction takes place between vehicles and road users, such as pedestrians, and human-machine interfaces are utilized as the interacting methods. When pedestrians enter the road network, they begin constant information exchange with the traffic environment (Deb et al., 2018b). Traditionally, drivers interact with pedestrians to negotiate road rights. While under the context of AVs, drivers do not have the control right of the cars (above Level 4) and cannot know the state. Sometimes the person sitting on the seat might be distracted, leaving pedestrians to infer the state of AVs alone. In this case, pedestrians could get limited information by observing the speed and distance. There is a special need for alternative communication techniques of AVs, which must be able to substitute for the gaze of the driver (Saleh et al., 2017a). Furthermore, the interaction helps to boost acceptance and develop proper mental models when AVs are originally put into markets. More importantly, it is crucial to inform pedestrians when AVs have a failure state (Steinfeld et al., 2018).

#### 4.2.1. Human Machine Interfaces

Recently, a lot of researches has been conducted on interaction, focusing on the human-machine interfaces. The used interfaces and transferring information are summarized in Table 11. Google developed a patent utilizing LED displays to notify pedestrians of the state of AVs (Urmson et al., 2015). Tobias et al. (Lagström and Lundgren, 2015a) used LED strips to conduct interaction, in which lights are laid in a line and different locations as well as light numbers show different information. The middle four lights light up to express autonomous mode is on; lights expand to the sides, indicating AVs notice pedestrians while the lights shrink from the sides to the middle, which means AVs is about to start; all lights light up to indicate AVs are resting.

Karthik et al. proposed a fusion interface to communicate with pedestrians. In their studies, infrastructures and electric devices can also become important interfaces of interaction (Mahadevan et al., 2018). They have proposed four prototypes and prototype 1 utilized a speaker coupled with LED strips on cars. In order to transfer intent, the LED strip was mounted on the vehicle and exhibit four states. Solid red lights indicate the pedestrian shouldn't cross as the vehicle would not stop. Blinking blue lights mean the vehicle was aware of the pedestrian. Green lights moving from left to right indicate the vehicle had fully halted and it was safe to cross. Purple lights moving from right to the left mean the vehicle would start soon.

Milecia et al. proposed a method fusing the speaker, LED word displays as well as strobe lights to transfer intent and corresponding experiments showed pedestrians' trust to AVs was greatly improved (Matthews et al., 2017). Furthermore, based on human-robot interaction, three novel methods were proposed by Nicole et al. (Mirnig et al., 2017).

First, Gaze and gestures of conventional drivers are logged and projected on wild shield screens to interact with pedestrians. Second, elements in the front of cars, such as headlights, radiator grill as well as side mirrors, were also utilized to make gestures like drivers to inform pedestrians. Third, a robot driver was utilized to imitate the eye contact and gestures of drivers.

In experiments of Rahimian et al. (Rahimian et al., 2018), pedestrians could receive an alarm auditory from the AVs when they are crossing the road, alerting not using phones and paying attention to driving environment. However, phones are not always terrible during the interaction process. Ahmed et al. (Hussein et al., 2016) applied phones to interact with pedestrians. Based on GPS data, phone application and AVs could calculate the distance and time to the collision point as well as danger indexes, therefore, the application could warn pedestrians and AVs by displaying a warning message or vibrating. Additionally, He et al. (He et al., 2017) proposed a V2P model which utilized WIFI, Bluetooth as well as DSRC communication technology to build interaction between AVs and pedestrians. Last but not the least, it will be essential to transfer information to pedestrians under the collapse of AVs, so Aaron et al. (Steinfeld et al., 2018) utilized the words of iPad and LED strips to send faulty information to pedestrians.

Through these external interfaces, pedestrians argued they know more about the state of AVs in (Deb et al., 2018b; Florentine et al., 2016; Jayaraman et al., 2018; Lagström and Lundgren, 2015b; Mahadevan et al., 2018; Matthews et al., 2017; Reig et al., 2018a) and thereafter they trust AVs more in (Creech et al., 2017; Deb et al., 2017, 2018b; Florentine et al., 2016; Hussein et al., 2016; Jayaraman et al., 2018; Matthews et al., 2017). To show the process of interaction, the features and transferring information are partially plotted in Fig. 9.

#### 4.2.2. Shortages and suggestions on HMI design

Nevertheless, every interface has its inevitable shortages. Visual interfaces are the most commonly used interfaces but it is not useful for people with color blindness, visual impairment and distraction. Auditory interfaces are thought to be more like a command and hence pedestrians dislike it. In addition, pedestrians would be confused when there are lots of AVs and other sounds. Phone vibration isn't preferred by pedestrians for there are other functions that would cause vibration in a phone (Mahadevan et al., 2018).

To tackle the shortages, a fusion of multiple features is a promising method to transfer more information and reach higher robustness (Mahadevan et al., 2018). In Karthik's experiments, mixed interfaces got the best score. However, it doesn't mean the more interfaces mixed, the better interaction it gets. However, information overload takes place when there are too many interfaces (Mahadevan et al., 2018). In the situations, pedestrians tend to check all interfaces and then allow a go-head, thus leading to inefficiency. Therefore, researchers should consider possible information over-

load when fusing different interfaces. Furthermore, interaction needs a standard language to decide what interfaces to use and how to use. At above, different interfaces and different information transferring methods are adopted by various researchers. Considering the future with AVs, pedestrians would get confused when interacting with AVs of different brands (Habibovic et al., 2019). Therefore, a standard interaction language is extremely needed for better welcoming AVs.

#### 4.2.3. The adaptability of pedestrians-AVs interaction

In conclusion, equipped with external features, AVs could transfer the following state: about to start, about to stop, slowing down, starting AV mode as well as observing the pedestrians, etc. Furthermore, phone utilization would be warned and pedestrians could get the failure state of AVs. Through these, pedestrians could know the driving state of AVs and hence decide what and how to do. Compared to traditional interaction methods, the external features of AVs seem to be more abundant and intuitive. Yet, there still exists some shortages in these researches and more efforts should be taken in the area of making a uniform interacting language and fusing multiple external interfaces. Above all, we conclude driverless technology is OK on interacting with pedestrians but still has room to improve. Moreover, we boldly predict that AVs could even reach a better interaction compared to traditional cars by accomplishing the current limitations.

#### 4.3. Pedestrians adapt to AVs: receptivity

Receptivity was originally defined as the willingness to accept uncertain, unfamiliar, or paradoxical idea (Smith, 1988). Therefore, the receptivity of pedestrians to AVs is the willingness of pedestrians to accept AVs, similar to the concept of trust and acceptance.

The high receptivity of pedestrians is important. On the one hand, as Vahidi concluded, the main obstacle to achieve a place in the market is not only technical issues but also the lack of acceptance of new ideas, which is important to gradually push AVs into markets (Vahidi and Eskandarian, 2003). On the other hand, pedestrians would be more willing to interact with AVs and push the technology to evolve.

##### 4.3.1. Factors that influence receptivity

Recent researches have paid attention to factors that influence receptivity, which is summarized in Table 12. Demography (including age & gender), reflects some basic properties of persons and is thought to influence the receptivity. Shuchisnigdha found males and younger people tend to trust AVs due to more interest in new technologies (Deb et al., 2017). However, Reig thought demographic variables were not meaningfully related to beliefs and perceptions (Reig et al., 2018b).

Moreover, understanding to AVs has a strong relationship with receptivity. Samantha et al. (Reig et al., 2018b) found an insufficient understanding of AVs would lead to mistrust



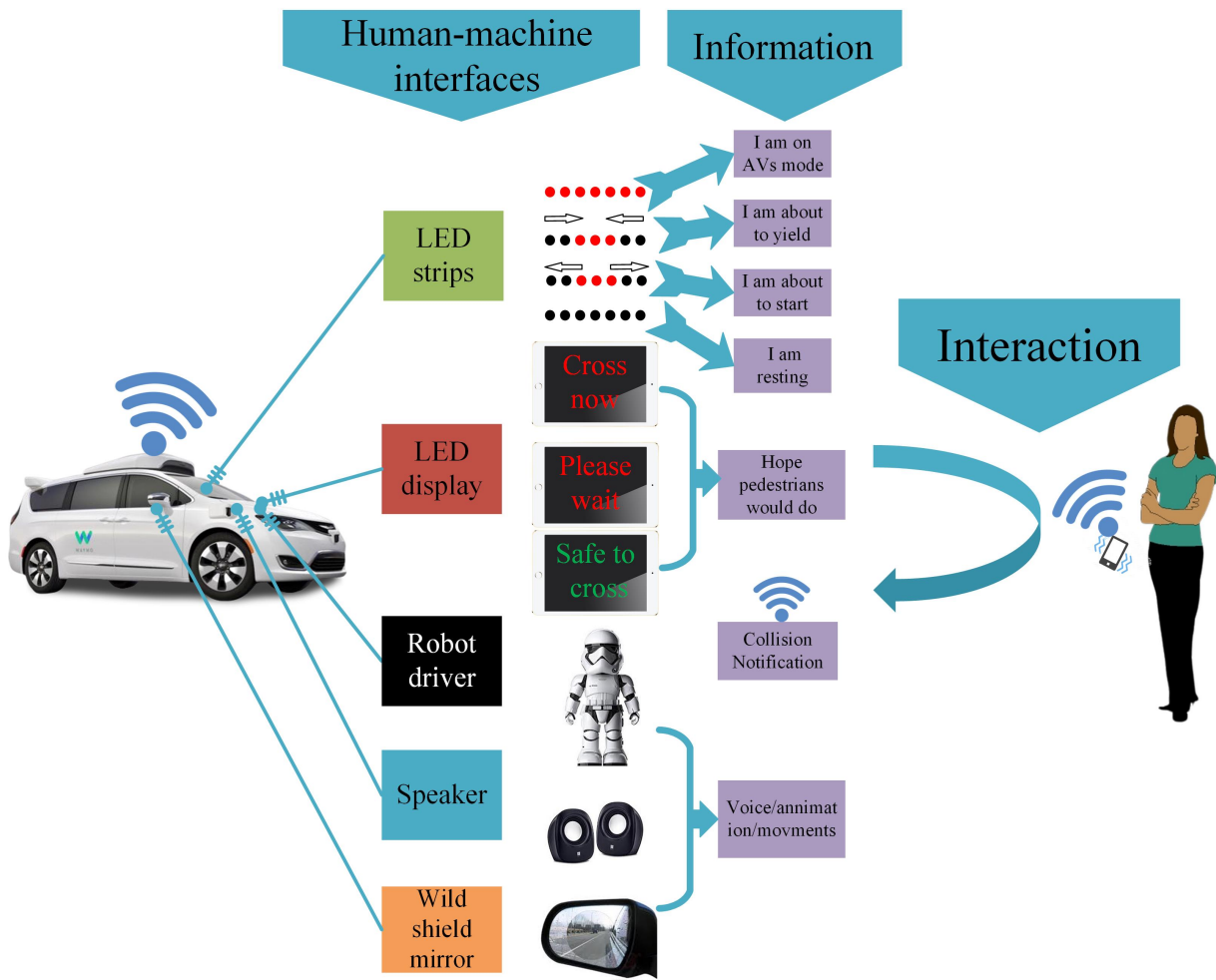
and made-up explanations for the behaviors of AVs. Monika et al. (Hengstler et al., 2016) showed that people's understanding of driverless algorithms improves receptivity and pedestrians now know a little how AVs conduct their movements

Table 11: Interacting methods of driverless technologies to communicate with pedestrians

Reference	Experimental type	Date	Interfaces	Information	Conclusion
Karthik et al.(Mahadevan et al., 2018)	Empirical experiment & questionnaire	2018	1. Speaker + LED strip 2. Speaker + LED lights (in street) 3. Animated face + phone haptic(pedestrians) 4. Printed hand + phone audio + LED lights (street)	(AVs) about to start; about to stop; fully stop, notice the pedestrians;	(1) Interfaces help pedestrians attempt to cross; (2) Interfaces can exist in the environment; (3) AVs should use a combination of visual,auditory, and physical interfaces.
Milecia et al.(Matthews et al., 2017)	Empirical experiment & simulating experiments	2017	LED word display + speakers +strobe lights	(Pedestrians): cross now; stop; wait to cross	(1) Humans react positively and more predictably when the intent of the vehicle is communicated (2) Pedestrians trust AVs more when there are interfaces or they have prior knowledge to AVs
Aaron et al.(Steinfeld et al., 2018)	Empirical experiment & simulating experiments & interview	2018	LED strobe lights+iPad display	(Pedestrians): please wait; safe to cross	(1) There exists possible confusion of interfaces (2) Pedestrians want to know the state of AVs rather than what they should do
Nicole et al.(Mirnig et al., 2017) Tobias et al.	N/A	2017	1. Windshield screen 2. Head lights, radiator grill, the side mirrors 3. Robot driver	Human-like gaze and gestures	N/A
(Lagström and Lundgren, 2015a) Ahmed et al.	A Wizard of Oz approach	2015	LED light strip	In AV mode; about to yield; about to start; is resting	Interfaces can promote the interaction between pedestrians and vehicles.
(Hussein et al., 2016) Urmson et al.	User study & simulating experiments	2016	Smartphones	Time to collision; velocity; distance to collision etc.	External interfaces create good performance high detection rate and user satisfaction
(Urmson et al., 2015)	N/A (patent)	2015	An electronic sign or lights, a speaker	What AVs are doing or going to do	The interfaces could replace the interaction between pedestrians and drivers

Pooya et al. (Rahimian et al., 2018)	Simulating experiments	2018	Smartphones	Warn pedestrians that "Take care around and there are AVs"	Informing pedestrians by phones could improve the safety
He et al. (He et al., 2017)	Simulating experiment & case study	2016	Smartphones	The location of AVs and pedestrians	Bluetooth technology combined with DSRC could be workable for active pedestrian protection.
Evelyn et al. (Florentine et al., 2016)	Empirical experiment	2016	Speaker + LED display	1. Whether pedestrians's presence has been perceived by the autonomous vehicle 2. Broadcast the detection result of LiDAR	The audio cues and LED strips are useful for interaction and promote trust.
Shuchisnigdha et al. (Deb et al., 2018b)	VR experiment	2018	Speaker + LED display	1. AVs are braking 2. Pedestrians are safe to cross	(1). Familiar sign for pedestrian, clear text and clear verbal message is preferred (2). The inclusion interfaces increase pedestrians's receptivity
Azra et al. (Habibovic et al., 2019)	N/A	2018	LED light strips	In AV or manual mode; about to start; about to yield	External interfaces help to add up trust to AVs; Features call for standardization;





**Figure 9:** External interfaces and transferring information for interaction in driverless technology

agreeing with previous research of Rogers (Rogers, 2003). Furthermore, Monika et al. emphasized the usability as well as trialability would take pedestrians closer to AVs. The experiments of Samantha et al. (Reig et al., 2018b) found the more interest pedestrians have, the higher level pedestrians would trust AVs. Actually, usability, trialability and interest improve the receptivity by promoting the understanding of pedestrians.

The interaction between AVs and pedestrians also promotes the receptivity (Habibovic et al., 2019). In the context of AVs, interaction is conducted based on external interfaces. Samantha et al. (Reig et al., 2018b) emphasized the importance of external interfaces to promote receptivity due to transferring the intent as well as the current state of AVs. Saleh et al. highlighted the intent communication and called it the most critical sign to win the trust (Rasouli and Tsotsos, 2019b). Ahmed et al. (Hussein et al., 2016) adopted a V2P application to warn persons and found a promotion in trust toward AVs. Azrac et al. discovered that after interacting with AVs once, pedestrians could gain a close understanding of AVs, hence promoting trust and acceptance. Similarly,

pedestrians trust AVs more in (Deb et al., 2018b; Florentine et al., 2016; Matthews et al., 2017) after interacting with external interfaces.

Interestingly, the brands of companies influence the receptivity to AVs. Samantha et al. (Reig et al., 2018b) discovered pedestrians trust the AVs of Uber because of its largeness, engineering quality while others doubt Uber for its fast speed to develop AVs.

Accidents related to AVs harm the receptivity because negative events are more visible compared to positive events (Lee and See, 2004). Small events, even totally no responsibility from AVs, could set off a number of resistances (Slovic, 1993). Actually, most of the accidents should not blame AVs as Favaro et al. showed in (Favaro et al., 2017) that contributing factors come more from other the manoeuvres of other vehicles.

#### 4.3.2. The adaptability of receptivity

Above all, demography, understanding, the ability of AVs, interaction, the brands of companies and accidents would in-

**Table 12**  
Influencing factors of pedestrians's receptivity to AVs

Title	Reference	Method	Year	Factors
A Field Study of Pedestrians and Autonomous Vehicles	(Reig et al., 2018b)	Questionnaire	2018	Understanding & Ability & Brand & Demography
Applied artificial intelligence and trust's case of autonomous vehicles and medical assistance devices	(Hengstler et al., 2016)	Case study	2016	Understanding
Trust in AV: An Uncertainty Reduction Model of AV-Pedestrian Interactions	(Jayaraman et al., 2018)	VR	2018	Ability
Towards Trusted Autonomous Vehicles from Vulnerable Road Users Perspective	(Saleh et al., 2017b)	Model (trust model)	2017	Ability
Development and validation of a questionnaire to assess pedestrian receptivity toward fully autonomous vehicles	(Deb et al., 2017)	Questionnaire	2017	Interaction & Demography
P2V and V2P Communication for Pedestrian Warning on the basis of Autonomous Vehicles	(Hussein et al., 2016)	Model (application)	2016	Interaction
External Vehicle Interfaces for Communication with Other Road Users?	(Habibovic et al., 2019)	Model (external interfaces)	2018	Interaction
Intent Communication between Autonomous Vehicles and Pedestrians	(Matthews et al., 2017)	Model (external interfaces)	2017	Interaction
Pedestrian Notification Methods in Autonomous Vehicles for Multi-Class Mobility-on-Demand Service	(Florentine et al., 2016)	Model (external interfaces)	2018	Interaction
Investigating pedestrian suggestions for external interfaces on fully autonomous vehicles: A virtual reality experiment	(Deb et al., 2018b)	VR	2018	Interaction

fluence the receptivity of AVs. By analyzing these factors, interaction has taken up largely in the influencing factors, which emphasize the importance of interaction and interacting experiences again. Additionally, the understanding and the ability also contribute to the receptivity. More importantly, the ability of AVs, knowledge and interaction could promote each other and the commonality of these factors is to stress the real experiences with AVs. It is known that real experiences occur in close contact with pedestrians. However, we seldom see researches on Chinese pedestrians; we hardly see interacting experiment is carried out in China; we never see waymo (google) or cruise (general motor) test their AVs in the Chinese environment. Therefore, the receptivity of Chinese pedestrians to AVs must be very low. In conclusion, the receptivity of Chinese pedestrians is bad and not adaptive to China.

#### 4.4. The adaptability of driverless technologies

According to analyses above, we summarize the adaptability of AVs to pedestrians in Table 13. The interaction features could transfer the state of AVs to pedestrians but need a standard language to manage external interfaces. Driverless technologies could detect normal pedestrians well. Moreover, in small and distracted pedestrian detection, the precision is OK and there is room to promote. The worse scenes are pedestrians with heavy occlusion and detectors have very

bad performance in the situation. Additionally, the influencing factors of receptivity reflects the importance of real experiences with AVs but little is conducted in China. Hence, the receptivity of Chinese pedestrians is so bad.

#### 4.5. Influence on pedestrian mentality and government regulations.

AVs would greatly change the traditional situation of pedestrian traffic and take a change to pedestrian mentality and regulations. In the scholar research, There are some articles talking about and the mentality of drivers in AVs and legal obstacles of pushing AVs into mass production, such as issue of compliance, issues of liability, issues of information governance (National Highway Traffic Safety Administration, 2016; Gurney, 2015; Lin, 2016; Smith, 2016; Wu, 2019). However, there is a lack of research on the change of pedestrian mentality and government regulations to pedestrians when AVs enter the road. Therefore, based on the analyzed behaviors of pedestrians and adaptability analysis, the AVs's influence on pedestrian mentality and government regulations would be discussed in the following.

Firstly, the mentality of pedestrians to conduct these bad behaviors would change. Currently, AVs are troubled by occluded pedestrian detection, which is to say, AVs would not pass the road when there are a few pedestrians. Furthermore,

**Table 13**  
The adaptability of AVs to pedestrians in urban China

Technical demands	AVs adapt to pedestrians: detection				Pedestrians adapt to AVs	
	Normal pedestrians	Occluded pedestrians	Small pedestrians	Distracted pedestrians	Interaction(HMI)	Receptivity
Evaluation	Excellent	Bad	OK	OK	OK	Bad
Limitations and suggestions	N/A	Greatly improve precision in heavy occlusion(lowest miss rate:49%)	Improve detection precision(lowest miss rate:23%)	More researches about phone distraction detection; more researches focusing on other distraction factors	Call for standard HMI design language;avoid information overload of HMI; fuse different interface modalities	Totally lack receptivity research in China; conduct driverless experiments involving pedestrians

the human-machine interface would accurately transfer this state to pedestrians that AVs would stop. In the situation, pedestrians would get road rights with no fear of accidents and learn experience from it, which could cause a more serious red light running take place. Similarly, jaywalking would be safer for pedestrians because they could find the AVs are about to stop directly compared to gaining information from traditional drivers. As for distraction, pedestrians would have to pay attention to AVs because they are not familiar with this new technology and the human-machine interface should read by them themselves, which possibly reduces the distracted pedestrians. In summary, pedestrians would pay more attention to the traffic but turn bold to violate rules.

Under the context of AVs, pedestrian regulations should be adjusted accordingly. We conclude that pedestrians could be bolder to violate the rules above. In the situation, pedestrians would be safe but AVs would lose their ability to make traffic efficiency. In most of existing regulations, violated pedestrians are hard to caught and the punishment is light, which could not prevent bad behaviors in an efficient way. Therefore, the government must take stronger and more efficient measures to limit pedestrians violate the rules; for example, record illegal records into personal credit reports or build pedestrian bridges. Only by strong or efficient measures could reduce pedestrian violations and let AVs bring traffic more efficiency.

## 5. Challenges & Opportunities

Based on the above analyses, we summarize some challenging but promising researches in the Chinese pedestrian environment.

### 5.1. Standard interaction language

As discussed above, a number of researches emerge on the external interfaces to interact AVs with pedestrians but there is not a common language. What information to transfer and how to transfer depends on researchers. We could

imagine it will be a mess if different AVs use different interacting ways to inform pedestrians, causing a possible misunderstanding. Therefore, we call for a standard interacting language with two parts. Firstly, the kind of transferring information should be standardized. All AVs only transfer specific kinds of information, such as startup, observing the pedestrians, etc. Secondly, the information transferring methods should be made standard. For example, AVs would only indicate they are starting up by lighting red lights. Under the system, we believe pedestrians would have a better understanding of driverless technologies and push AVs to become real traffic participants in the long run.

### 5.2. Interfaces fusion of HMI design

Single modality interface, such as LED strips, might offer limited interaction information and have some shortages in its nature. Fusing interfaces of different modalities would be a promising solution, which would promote the precision and robustness of interaction. For example, pedestrians could observe all the interfaces and decide what to do. Especially, pedestrians could still judge the state of AVs when part of interfaces collapse, which is essential to protect pedestrian safety in the future with AVs. It is suggested that researchers should combine the advantages of different interfaces and eliminate the shortages by adding other interfaces.

### 5.3. Information overload avoidance on HMI design

Interfaces fusion of HMI design has been a trend, however, overfull interfaces would lead to interaction information overload. In the situation, pedestrians tend to check all interfaces and then decide what to do. This would confuse pedestrians and cause an inefficiency in traffic because pedestrians need much time to observe interfaces' state. Therefore, information overload on HMI design is suggested to avoid and the reviewed articles showed three interfaces are enough.

#### 5.4. Small pedestrian detection

Small pedestrian detection is important to protect safety around the world. In the Chinese driving environment, there are a number of small pedestrians due to jaywalking. However, the optimal detector only has a 23% miss rate of small pedestrian detection, which is far from practical use. We suggest more efforts should be taken to improve the performance.

#### 5.5. Heavily occluded pedestrian detection

Occlusion often happens when pedestrians are crossing the crosswalk and is a challenging problem in the Chinese driving environment. Nevertheless, the detector performs poorly in heavily occluded pedestrians. Hence, we call on efforts to tackle the issues of heavily occluded pedestrian detection.

#### 5.6. More distracted pedestrian research

We have talked about the distracted pedestrian detection above and focus on smartphone usage. However, there is only one paper implemented to detect pedestrians using phones. Further research is required to push phone utilization detection. Moreover, other distracted reasons also call for researches in the context of AVs. Therefore, we suggest more distracted pedestrian research.

#### 5.7. Nation-based receptivity research

In the part of receptivity, we concluded factors that influence the receptivity of pedestrians, such as demography, knowledge and interaction, which highlight the real experiences between AVs and pedestrians. Therefore, the researches based on American would be not adaptive to other countries. However, as the largest market of cars, few researches are conducted on the receptivity in China. Therefore, we suggest nation-based receptivity research, especially in China, to get close knowledge to develop AVs.

#### 5.8. Driverless experiments involving pedestrians.

We conclude that real interacting experience of pedestrians greatly promote the trust to AVs. However, few researches are implemented involving pedestrians. To achieve receptivity, why not invite more pedestrians to join the empirical experiments? By doing so, not only do researchers gain practical feedback but also pedestrians could interact with AVs. In the process, pedestrians know more knowledge about AVs and hence promote the receptivity. Overall, it is wise for researchers to conduct experiments with pedestrians.

### 6. Conclusions

The objective of this paper is to survey the adaptability of autonomous vehicles to pedestrians in urban China. China has a complicated pedestrian environment, however, little is known about the adaptability of future driverless technology. To this end, we analyzed three typical pedestrian behaviors in urban China and summed up the key technical demands

for AVs. Then by reviewing the latest driverless technologies, we conclude the adaptability of autonomous vehicles to pedestrians respectively. Finally, we summarized the challenging problems and opportunities in Chinese pedestrian environment.

As we talked above, the adaptability of autonomous vehicles depends on the adaptability of interaction, detection as well as receptivity. In conclusion, driverless technologies perform well in normal pedestrian detection. Additionally, driverless technologies have an OK work in small pedestrian detection, distracted pedestrian detection and interaction. However, occluded pedestrian detection and the receptivity of pedestrians are not adaptive to China. We noted some challenging but promising areas for Chinese pedestrian environment, such as standard interaction languages and nation-based receptivity research. These aspects could be our future research or conducted by other practitioners.

### Acknowledgment

This research was funded by National Natural Science Foundation of China (Grant No. 51605054), State Key Laboratory of Vehicle NVH and Safety Technology (NVHSKL-202008 and NVHSKL-202010), The Science and Technology Research Program of Chongqing Education Commission of China (KJQN201800517 and KJQN201800107), Fundamental Research Funds for the Central Universities (No: 2019CDXYQC003), Chongqing Social Science Planning Project (No:2018QNJJ16), Key Technical Innovation Projects of Chongqing Artificial Intelligent Technology (cstc2017rgzn-zdyfX0039)

### References

- Baswail, A., Allinson, L., Goddard, P., Pfeffer, K., 2019. Adolescents's mobile phone use while crossing the road. *Safety* 5, 27.
- Brazil, G., Yin, X., Liu, X., 2017. Illuminating pedestrians via simultaneous detection & segmentation, in: *Proceedings of the IEEE International Conference on Computer Vision*, pp. 4950–4959.
- Bureau of Infrastructure, Transport, Regional Development and Communications of Australia, 2018. Road trauma Australia 2018 statistical summary. URL: [https://www.bitre.gov.au/publications/ongoing/road\\_deaths\\_australia\\_annual\\_summaries](https://www.bitre.gov.au/publications/ongoing/road_deaths_australia_annual_summaries).
- Cai, Z., Fan, Q., Feris, R.S., Vasconcelos, N., 2016. A unified multi-scale deep convolutional neural network for fast object detection, in: *European conference on computer vision*, Springer, pp. 354–370.
- Cao, K., Chen, Y., Stuart, D., Yue, D., 2015. Cyber-physical modeling and control of crowd of pedestrians: a review and new framework. *IEEE/CAA Journal of Automatica Sinica* 2, 334–344.
- Charisi, V., Habibovic, A., Andersson, J., Li, J., Evers, V., 2017. Children's views on identification and intention communication of self-driving vehicles, in: *Proceedings of the 2017 Conference on Interaction Design and Children*, ACM, pp. 399–404.
- Chen, J.L., Wang, K., Xiong, Z.B., 2018. Collision probability prediction algorithm for cooperative overtaking based on ttc and conflict probability estimation method. *International Journal of Vehicle Design* 77, 195–210. URL: [GotoISI://WOS:000468735200001](https://doi.org/10.1007/s100468735200001).
- Creech, C., Jayaraman, S.K., Robert, L., Tilbury, D., Yang, X.J., Pradhan, A., Tsui, K., 2017. Trust and control in autonomous vehicle interactions.
- Cun, G., Jun, M., Jingbo, H., 2019. Behavior analysis of pedestrian crossing using mobile phones based on relevance theory (in chinese). *Traffic Engineering*.



- CunBao, Z., Feng, C., Yuanyuan, W., Hualong, Z., 2018. Impacts on street crossing behaviors of pedestrians using phones in unsignal section (in chinese). *Transportation System Engineering and Information v.18*, 140–145.
- Dalal, N., Triggs, B., 2005. Histograms of oriented gradients for human detection, in: 2005 IEEE computer society conference on computer vision and pattern recognition (CVPR'05), IEEE. pp. 886–893.
- Deb, S., Rahman, M.M., Strawderman, L.J., Garrison, T.M., 2018a. Pedestrians' receptivity toward fully automated vehicles: Research review and roadmap for future research. *IEEE Transactions on Human-Machine Systems* 48, 279–290.
- Deb, S., Strawderman, L., Carruth, D.W., DuBien, J., Smith, B., Garrison, T.M., 2017. Development and validation of a questionnaire to assess pedestrian receptivity toward fully autonomous vehicles. *Transportation Research Part C: Emerging Technologies* 84, 178–195. doi:10.1016/j.trc.2017.08.029.
- Deb, S., Strawderman, L.J., Carruth, D.W., 2018b. Investigating pedestrian suggestions for external features on fully autonomous vehicles: A virtual reality experiment. *Transportation Research Part F: Traffic Psychology and Behaviour* 59, 135–149. doi:10.1016/j.trf.2018.08.016.
- Department for Transport of the UK, 2019. Reported road casualties Great Britain, annual report: 2018. URL: [https://assets.publishing.service.gov.uk/government/uploads/system/uploads/attachment\\_data/file/834585/reported-road-casualties-annual-report-2018.pdf](https://assets.publishing.service.gov.uk/government/uploads/system/uploads/attachment_data/file/834585/reported-road-casualties-annual-report-2018.pdf).
- Dollár, P., Wojek, C., Schiele, B., Perona, P., 2009. Pedestrian detection: A benchmark, in: 2009 IEEE Conference on Computer Vision and Pattern Recognition, IEEE. pp. 304–311.
- Dollar, P., Wojek, C., Schiele, B., Perona, P., 2011. Pedestrian detection: An evaluation of the state of the art. *IEEE transactions on pattern analysis and machine intelligence* 34, 743–761.
- Dommes, A., GraniĀ, M.A., Cloutier, M.S., Coquelet, C., Huguenin-Richard, F., 2015. Red light violations by adult pedestrians and other safety-related behaviors at signalized crosswalks. *Accident Analysis & Prevention* 80, 67–75.
- Du, X., El-Khamy, M., Lee, J., Davis, L., 2017. Fused dnn: A deep neural network fusion approach to fast and robust pedestrian detection, in: 2017 IEEE winter conference on applications of computer vision (WACV), IEEE. pp. 953–961.
- Du, X., El-Khamy, M., Morariu, V.I., Lee, J., Davis, L., 2018. Fused deep neural networks for efficient pedestrian detection. arXiv preprint arXiv:08688.
- Ess, A., Leibe, B., Van Gool, L., 2007. Depth and appearance for mobile scene analysis, in: 2007 IEEE 11th International Conference on Computer Vision, IEEE. pp. 1–8.
- Fang, Z., LĀspez, A.M., 2019. Intention recognition of pedestrians and cyclists by 2d pose estimation. *IEEE Transactions on Intelligent Transportation Systems*.
- Favaro, F.M., Nader, N., Eurich, S.O., Tripp, M., Varadaraju, N., 2017. Examining accident reports involving autonomous vehicles in california. *PLoS One* 12, e0184952. doi:10.1371/journal.pone.0184952.
- Feiyang, L., 2017. Researches on behavior features and controlling methods of pedestrians using phones when crossing the road (In Chinese). Thesis. Hefei University of Technology.
- Florentine, E., Ang, M.A., Pendleton, S.D., Andersen, H., Ang Jr, M.H., 2016. Pedestrian notification methods in autonomous vehicles for multi-class mobility-on-demand service, in: Proceedings of the Fourth International Conference on Human Agent Interaction, pp. 387–392.
- Geiger, A., Lenz, P., Urtasun, R., 2012. Are we ready for autonomous driving? the kitti vision benchmark suite, in: 2012 IEEE Conference on Computer Vision and Pattern Recognition, IEEE. pp. 3354–3361.
- GerĀnimo, D., Sappa, A.D., LĀspez, A., Ponsa, D., 2007. Adaptive image sampling and windows classification for on-board pedestrian detection, in: International Conference on Computer Vision Systems: Proceedings.
- Gurney, J.K., 2015. Crashing into the unknown: An examination of crash-optimization algorithms through the two lanes of ethics and law. *Alb. L. Rev.* 79, 183.
- Habibovic, A., Andersson, J., Lundgren, V.M., KlingegĀrd, M., Englund, C., Larsson, S., 2019. External vehicle interfaces for communication with other road users?, in: *Automated Vehicles Symposium 2018*, Springer. pp. 91–102.
- He, K., Zhang, X., Ren, S., Sun, J., 2016. Deep residual learning for image recognition, in: *Proceedings of the IEEE conference on computer vision and pattern recognition*, pp. 770–778.
- He, S., Li, J., Qiu, T.Z., 2017. Vehicle-to-pedestrian communication modeling and collision avoiding method in connected vehicle environment. *Transportation Research Record* 2621, 21–30.
- Hengstler, c., Enkel, E., Duelli, S., 2016. Applied artificial intelligence and trustĀthe case of autonomous vehicles and medical assistance devices. *Technological Forecasting and Social Change* 105, 105–120. doi:10.1016/j.techfore.2015.12.014.
- Hurney, P., Waldron, P., Morgan, F., Jones, E., Glavin, M., 2015. Review of pedestrian detection techniques in automotive far-infrared video. *IEEE Transactions on Intelligent Transportation Systems* 9, 824–832.
- Hussein, A., GarcĀa, F., Armingol, J.M., Olaverri-Monreal, C., 2016. P2v and v2p communication for pedestrian warning on the basis of autonomous vehicles, in: 2016 IEEE 19th International Conference on Intelligent Transportation Systems (ITSC), IEEE. pp. 2034–2039.
- Jayaraman, S.K., Creech, C., Robert Jr, L.P., Tilbury, D.M., Yang, X.J., Pradhan, A.K., Tsui, K.M., 2018. Trust in av: An uncertainty reduction model of av-pedestrian interactions, in: *Companion of the 2018 ACM/IEEE International Conference on Human-Robot Interaction*, pp. 133–134.
- Jinhua, L., 2017. Research on Impact of Pedestrian Crossing Using Mobile Phones on Traffic Safety Based on Logistic Model (In Chinese). Thesis. Chongqing University.
- Johannsen, G., 2009. Human-machine interaction. *Control Systems, Robotics and Automation* 21, 132–62.
- Jordan, W., 2013. Green man gets the red light. URL: <https://yougov.co.uk/topics/politics/articles-reports/2013/09/06/green-man-gets-red-light>.
- Jun, Q., Zhiqian, J., Danfeng, Y., 2012. Analysis of pedestrian road traffic injury in chongqing (in chinese). *Chinese Journal of Trauma* 28, 24–27.
- Kedeng, H., Xiaofei, H., Qiwei, C., Ye, W., 2015. Mathematical model for chinese style of crossing management (in chinese). *Journal of Yulin Normal University* 02, 26–32+36. URL: <http://www.cqvip.com/QK/90794B/201502/665391090.html>.
- LagstrĀm, T., Lundgren, V.M., 2015a. AVIPĀĀAutonomous Vehicles Interaction with Pedestrians: An Investigation of Pedestrian-Driver Communication and Development of a Vehicle External Interface. Thesis. Master thesis, Chalmers University of Technology.
- LagstrĀm, T., Lundgren, V.M., 2015b. An investigation of pedestrian-driver communication and development of a vehicle external interface. *Human Factors* 84.
- Lai, C.Q., Teoh, S.S., 2014. A review on pedestrian detection techniques based on histogram of oriented gradient feature, in: 2014 IEEE Student Conference on Research and Development, IEEE. pp. 1–6.
- Lee, J., Abdel-Aty, M., Shah, I., 2019a. Evaluation of surrogate measures for pedestrian trips at intersections and crash modeling. *Accident Analysis & Prevention* 130, 91–98.
- Lee, J., Abdel-Aty, M., Xu, P., Gong, Y., 2019b. Is the safety-in-numbers effect still observed in areas with low pedestrian activities? a case study of a suburban area in the united states. *Accident Analysis & Prevention* 125, 116–123.
- Lee, J.D., See, K.A., 2004. Trust in automation: Designing for appropriate reliance. *Human Factors* 46, 50–80.
- Li, B., Yao, Q., Wang, K., 2012. A review on vision-based pedestrian detection in intelligent transportation systems, in: *Proceedings of 2012 9th IEEE international conference on networking, sensing and control*, IEEE. pp. 393–398.
- Li, G., Yang, Y., Qu, X., 2019. Deep learning approaches on pedestrian detection in hazy weather. *IEEE Transactions on Industrial Electronics* PP, 1–1. URL: [GotoISI>:DOI:10.1109/TIE.2019.2945295](https://doi.org/10.1109/TIE.2019.2945295).
- Li, J., Liang, X., Wei, Y., Xu, T., Feng, J., Yan, S., 2017. Perceptual generative adversarial networks for small object detection, in: *Proceedings of the IEEE Conference on Computer Vision and Pattern Recognition*, pp.

- 1222–1230.
- Li, Z., Wang, K., Li, L., Wang, F.Y., 2006. A review on vision-based pedestrian detection for intelligent vehicles, in: 2006 IEEE International Conference on Vehicular Electronics and Safety, IEEE. pp. 57–62.
- Liberty Mutual Insurance, 2013. Pedestrian Safety Survey Infographic.
- Lin, C., Lu, J., Wang, G., Zhou, J., 2018. Graininess-aware deep feature learning for pedestrian detection, in: Proceedings of the European Conference on Computer Vision (ECCV), pp. 732–747.
- Lin, P., 2016. Why ethics matters for autonomous cars. Springer, Berlin, Heidelberg. pp. 69–85.
- Lin, T.Y., Maire, M., Belongie, S., Hays, J., Perona, P., Ramanan, D., Dollár, P., Zitnick, C.L., 2014. Microsoft coco: Common objects in context, in: European conference on computer vision, Springer. pp. 740–755.
- Mahadevan, K., Somanath, S., Sharlin, E., 2018. Communicating awareness and intent in autonomous vehicle-pedestrian interaction, in: Proceedings of the 2018 CHI Conference on Human Factors in Computing Systems, pp. 1–12.
- Matthews, M., Chowdhary, G., Kieson, E., 2017. Intent communication between autonomous vehicles and pedestrians. arXiv preprint arXiv:1708.07123 .
- Mengyun, S., Anqi, W., Weiqiang, W., 2013. Phenomenon and reason for illegal road crossing of pedestrians toward hangzhou (in chinese). Operation and management 02, 135–138.
- Mirnig, N., Perterer, N., Stollnberger, G., Tscheligi, M., 2017. Three strategies for autonomous car-to-pedestrian communication: A survival guide, in: Proceedings of the Companion of the 2017 ACM/IEEE International Conference on Human-Robot Interaction, pp. 209–210.
- Moore, P., 2014. Almost everyone jaywalks, but many still want it to be illegal. URL: <https://today.yougov.com/topics/lifestyle/articles-reports/2014/09/25/almost-everyone-jaywalks>.
- Munder, S., Gavrilă, D.M., 2006. An experimental study on pedestrian classification. IEEE transactions on pattern analysis and intelligence, machine 28, 1863–1868.
- Mwakalonge, J., Siuhi, S., White, J., 2015. Distracted walking: Examining the extent to pedestrian safety problems. Journal of traffic and transportation engineering (English edition) 2, 327–337.
- Nasar, J.L., Troyer, D., 2013a. Pedestrian injuries due to mobile phone use in public places. Accident Analysis & Prevention 57, 91–95.
- Nasar, J.L., Troyer, D., 2013b. Pedestrian injuries due to mobile phone use in public places. Accident Analysis and Prevention 57.
- National Highway Traffic Safety Administration, 2016. Federal automated vehicles policy: Accelerating the next revolution in roadway safety. US Department of Transportation.
- National Highway Traffic Safety Administration, 2019. Traffic Safety Facts 2017: A Compilation of Motor Vehicle Crash Data. volume 812806.
- Ouyang, W., Zhou, H., Li, H., Li, Q., Yan, J., Wang, X., 2018. Jointly learning deep features, deformable parts, occlusion and classification for pedestrian detection. IEEE transactions on pattern analysis and machine intelligence 40, 1874–1887.
- Papageorgiou, C., Poggio, T., 2000. A trainable system for object detection. International journal of computer vision 38, 15–33.
- Qi, C.R., Liu, W., Wu, C., Su, H., Guibas, L.J., 2018. Frustum pointnets for 3d object detection from rgb-d data, in: Proceedings of the IEEE Conference on Computer Vision and Pattern Recognition, pp. 918–927.
- Qiang, W., Zhaojun, H., Mei, L., 2017. Survey on red light running on the background of chinese style of crossing toward xian (in chinese), in: Decision Forum-Academic Symposium on Scientific and Democratic Decisions. URL: <http://cpfd.cnki.com.cn/Article/CPFDTOTAL-KJQY201701002094.htm>.
- Rahimian, P., O’Neil, E.E., Zhou, S., Plumert, J.M., Kearney, J.K., 2018. Harnessing vehicle-to-pedestrian (v2p) communication technology: sending traffic warnings to texting pedestrians. Human factors 60, 833–843.
- Rangesh, A., Ohn-Bar, E., Yuen, K., Trivedi, M.M., 2016. Pedestrians and their phones-detecting phone-based activities of pedestrians for autonomous vehicles, in: 2016 IEEE 19th International Conference on Intelligent Transportation Systems (ITSC), IEEE. pp. 1882–1887.
- Rasouli, A., Tsotsos, J.K., 2019a. Autonomous vehicles that interact with pedestrians: A survey of theory and practice. IEEE Transactions on Intelligent Transportation Systems .
- Rasouli, A., Tsotsos, J.K., 2019b. Autonomous vehicles that interact with pedestrians: A survey of theory and practice. IEEE transactions on intelligent transportation systems .
- Reig, S., Norman, S., Morales, C.G., Das, S., Steinfeld, A., Forlizzi, J., 2018a. A field study of pedestrians and autonomous vehicles, in: Proceedings of the 10th International Conference on Automotive User Interfaces and Interactive Vehicular Applications, ACM. pp. 198–209.
- Reig, S., Norman, S., Morales, C.G., Das, S., Steinfeld, A., Forlizzi, J., 2018b. A field study of pedestrians and autonomous vehicles, in: Proceedings of the 10th international conference on automotive user interfaces and interactive vehicular applications, pp. 198–209.
- Ren, G., Zhou, Z., Wang, W., Zhang, Y., Wang, W., 2011. Crossing behaviors of pedestrians at signalized intersections: Observational study and survey in china. Transportation Research Record 2264, 65–73. URL: <https://journals.sagepub.com/doi/abs/10.3141/2264-08>, doi:10.3141/2264-08.
- Ridel, D., Rehder, E., Lauer, M., Stiller, C., Wolf, D., 2018. A literature review on the prediction of pedestrian behavior in urban scenarios, in: 2018 21st International Conference on Intelligent Transportation Systems (ITSC), IEEE. pp. 3105–3112.
- Rogers, E.M., 2003. Diffusion of innovations/everett m. rogers. NY: Simon and Schuster 576.
- SAE On-Road Automated Driving Committee, 2016. SAE J3016. Taxonomy and Definitions for Terms Related to Driving Automation Systems for On-Road Motor Vehicles. Report. SAE International.
- Saleh, K., Hossny, M., Nahavandi, S., 2017a. Towards trusted autonomous vehicles from vulnerable road users perspective, in: 2017 Annual IEEE International Systems Conference (SysCon), IEEE. pp. 1–7.
- Saleh, K., Hossny, M., Nahavandi, S., 2017b. Towards trusted autonomous vehicles from vulnerable road users perspective, in: 2017 Annual IEEE International Systems Conference (SysCon), IEEE. pp. 1–7.
- Sarker, A., Shen, H., Rahman, M., Chowdhury, M., Dey, K., Li, F., Wang, Y., Narman, H.S., 2019. A review of sensing and communication, human factors, and controller aspects for information-aware connected and automated vehicles. IEEE Transactions on Intelligent Transportation Systems .
- Shibo, Z., Lan, L., Pingfei, L., 2018. Study on the characteristics and causes of pedestrian fatal traffic accidents based on 181 cases of in-depth investigation of accidents (in chinese). Traffic Information and Safety 36, 22–29. URL: <http://www.cnki.com.cn/Article/CJFDTotal-JTJS201806003.htm>.
- Simonnet, D., Velastin, S., Turkbeyler, E., Orwell, 2012. Backgroundless detection of pedestrians in cluttered conditions based on monocular images: a review. IET Computer Vision 6, 540–550.
- Slovic, P., 1993. Perceived risk, trust, and democracy. Risk analysis 13, 675–682.
- Smith, B.W., 2016. The trolley and the pinto: Cost-benefit analysis in automated driving and other cyber-physical systems. Tex. A&M L. Rev. 4, 197.
- Smith, J.C., 1988. Steps toward a cognitive-behavioral model of relaxation. Biofeedback and Self-regulation 13, 307–329.
- Song, T., Sun, L., Xie, D., Sun, H., Pu, S., 2018. Small-scale pedestrian detection based on somatic topology localization and temporal feature aggregation. arXiv preprint arXiv:01438 .
- Steinfeld, A., Forlizzi, J., Das, S., Morales, C.G., Norman, S., Reig, S., 2018. Bystander interactions with failing vehicle autonomy .
- Teknomo, K., Takeyama, Y., Inamura, H., 2016. Review on microscopic pedestrian simulation model. arXiv preprint arXiv:01808 .
- The National Bureau of Statistics of China, 2019. National data national bureau of statistics of china (in chinese) URL: <http://data.stats.gov.cn/english/easyquery.htm?cn=C01>.
- Urmson, C.P., Mahon, J.J., Dolgov, D.A., Zhu, J., 2015. Pedestrian notifications. US Patent 8,954,252.
- Vahidi, A., Eskandarian, A., 2003. Research advances in intelligent collision avoidance and adaptive cruise control. IEEE Transactions on Intelli-

- gent Transportation Systems 4, 143–153. doi:10.1109/tits.2003.821292.
- Volz, B., Mielenz, H., Gilitschenski, I., Siegart, R., Nieto, J., 2018. Inferring pedestrian motions at urban crosswalks. *IEEE Transactions on Intelligent Transportation Systems* 20, 544–555.
- Wang, K., Huang, X., Chen, J.L., Cao, C., Xiong, Z.B., Chen, L., 2019. Forward and backward visual fusion approach to motion estimation with high robustness and low cost. *Remote Sensing* 11. URL: <GotoISI>://WOS:000489101500069, doi:ARTN213910.3390/rs11182139.
- Wang, K., Huang, Z., Zhong, Z.H., 2014. Simultaneous multi-vehicle detection and tracking framework with pavement constraints based on machine learning and particle filter algorithm. *Chinese Journal of Mechanical Engineering* 27, 1169–1177. URL: <GotoISI>://WOS:000344448800009, doi:10.3901/Cjme.2014.0707.118.
- Wang, S., Cheng, J., Liu, H., Tang, M., 2018a. Pcn: Part and context information for pedestrian detection with cnns. arXiv preprint arXiv:1804.04483.
- Wang, X., Xiao, T., Jiang, Y., Shao, S., Sun, J., Shen, C., 2018b. Repulsion loss: Detecting pedestrians in a crowd, in: *Proceedings of the IEEE Conference on Computer Vision and Pattern Recognition*, pp. 7774–7783.
- Wojek, C., Walk, S., Schiele, B., 2009. Multi-cue onboard pedestrian detection, in: *2009 IEEE Conference on Computer Vision and Pattern Recognition*, IEEE. pp. 794–801.
- World Health Organization, 2016. Reported distribution of road traffic deaths by type of road user data by country. URL: <https://apps.who.int/gho/data/node.main.A998?lang=en>.
- World Health Organization, 2018. Global status report on road safety 2018.
- Wu, B., Nevatia, R., 2005. Detection of multiple, partially occluded humans in a single image by bayesian combination of edgelet part detectors, in: *Tenth IEEE International Conference on Computer Vision (ICCV'05) Volume 1*, IEEE. pp. 90–97.
- Wu, S.S., 2019. Autonomous vehicles, trolley problems, and the law. *Ethics and Information Technology*, 1–13.
- Yadav, R., Senthilarasu, V., Kutty, K., Vaidya, V., Ugale, S., 2015. A review on day-time pedestrian detection. Report 0148-7191. SAE Technical Paper.
- Yan, F., Li, B., Zhang, W., Hu, G., 2016. Red-light running rates at five intersections by road user in changsha, china: An observational study. *Accident Analysis & Prevention* 95, 381–386.
- Yang, D.G., Jiang, K., Zhao, D., Yu, C.L., Cao, Z., Xie, S.C., Xiao, Z.Y., Jiao, X.Y., Wang, S.J., Zhang, K., 2018. Intelligent and connected vehicles: Current status and future perspectives. *Science China-Technological Sciences* 61, 1446–1471. doi:10.1007/s11431-017-9338-1.
- Yang, F., Choi, W., Lin, Y., 2016. Exploit all the layers: Fast and accurate cnn object detector with scale dependent pooling and cascaded rejection classifiers, in: *Proceedings of the IEEE conference on computer vision and pattern recognition*, pp. 2129–2137.
- Zhang, X., Cheng, L., Li, B., Hu, H.M., 2018. Too far to see? not really! pedestrian detection with scale-aware localization policy. *IEEE transactions on image processing* 27, 3703–3715.
- Zhichan, L., 2017. Research on Administrative Punishment of Red Light Running of Pedestrians (In Chinese). Thesis. Shanghai Normal University.