

Improved Inference for Heterogeneous Treatment Effects Leveraging Trial and Observational Studies Subject to Hidden Confounding

Shu Yang ^{*}, Donglin Zeng [†] and Xiaofei Wang [‡]

Abstract

The heterogeneity of treatment effect lies at the heart of precision medicine. Randomized controlled trials are gold-standard for treatment effect estimation but are typically underpowered for heterogeneous effects. While large observational studies have high predictive power but are often confounded due to lack of randomization of treatment. We show that the observational study, even subject to hidden confounding, may empower trials in estimating the heterogeneity of treatment effect using the notion of confounding function. The confounding function summarizes the impact of unmeasured confounders on the difference in the potential outcomes between the treated and untreated groups accounting for the observed covariates, which is unidentifiable based only on the observational study. Coupling the randomized trial and observational study, we show that the heterogeneity of treatment effect and confounding function are nonparametrically identifiable. We then derive the semiparametric efficient scores and the rate-doubly robust integrative estimators of the heterogeneity of treatment effect and confounding function under parametric structural models. We clarify the conditions under which the integrative estimator of the heterogeneity of treatment effect is strictly more efficient than the trial estimator. We illustrate the integrative estimators via simulation and an application.

Keywords: Average treatment effect; Goodness of fit; Marginal structural model; Over-identification test; Semiparametric efficiency.

^{*}Department of Statistics, North Carolina State University, North Carolina 27695, U.S.A. Email: syang24@ncsu.edu.

[†]Department of Biostatistics, University of North Carolina at Chapel Hill

[‡]Department of Biostatistics and Bioinformatics, Duke University

1 Introduction

Randomized controlled trials are the cornerstone of evidence-based medicine for treatment effect evaluation because randomization of treatment ensures that treatment groups are comparable and biases are minimized. Recently, there is considerable interest in understanding the heterogeneity of treatment effect, a critical path toward personalized medicine (Collins and Varmus; 2015). However, due to eligibility criteria for recruiting patients, the trial sample is often limited in patient diversity, which renders the trial underpowered to estimate the heterogeneity of treatment effect. On the other hand, large observational studies are increasingly available for research purposes, such as electronic health records, claims databases, and disease registries, that have much broader demographic and diversity compared to trial cohorts. However, they often present challenges such as confounding due to the lack of randomization.

Existing approaches to harmonize evidence from trial and observational studies include meta-analysis (Verde and Ohmann; 2015) and joint analysis of the pooled data (Prentice et al.; 2008). However, these approaches assume no hidden confounders which are unlikely to be true in practice. As related, Chen et al. (2008) proposed an efficient generalized-method-of-moments estimator for regression analysis combining primary and auxiliary samples under missingness at random, analogous to no unmeasured confounding in our context. The no unmeasured confounding assumption requires researchers to measure all relevant predictors of treatment and outcome. Yet, it is always possible that certain important confounders are unavailable in uncontrolled real-world settings. For example, doctors used patients' symptoms that are not captured in the medical charts to assign treatments. Or certain prognostic factors are measured with errors due to technological limitations. Unmeasured confounding presents a major threat to causal inference from observational studies. Classical approaches to mitigating bias due to unmeasured confounding include instrumental variables (Angrist et al.; 1996), negative controls (Kuroki and Pearl; 2014), and sensitivity analysis (Robins et al.; 1999). In particular, sensitivity analysis is often recommended to assess the robustness of a study conclusion to no unmeasured confounding. Many authors have implemented sensitivity analysis using the so-called confounding function (Yang and Lok; 2017; Kasza et al.; 2017), namely, the difference of the potential outcome means between the treatment groups given the measured covariates, due to the unmeasured confounders. Because the observational studies carry no information about confounding biases due to unmeasured confounders, the confounding function is not identifiable based solely on the observational studies.

In this paper, we leverage observational studies to improve trial analysis of the heterogeneity

of treatment effect with a vector of known effect modifiers. We focus on the setting where the transportability of the heterogeneous treatment effect holds from the randomized trial to the treated observational sample but the observational study may be subject to hidden confounding. Transportability is a minimal requirement for data integration and has been considered in a wide literature (e.g., Stuart et al.; 2011; Tipton; 2013; Buchanan et al.; 2018; Dahabreh et al.; 2019). It holds if either the sample is randomly selected from the population or treatment effect modifiers are fully captured. Under parametric structural model assumptions, we show that the trial can be leveraged to identify both the heterogeneity of treatment effect and confounding function, in contrast to sensitivity analysis.

The identification results motivate a wide class of consistent estimators of the model parameters. However, naive choices lead to inefficient estimators. To guide constructing efficient estimators and accelerate the full potential of trial and observational studies, we derive the semiparametric efficient score combining the two data sources. The theoretical task is challenging because of restrictions on the parameters of interest induced from the identification assumptions such that existing semiparametric efficiency theory for data integration (e.g., Chen et al.; 2008) cannot be applied. To overcome the challenges, we translate the restrictions into the likelihood function by re-parameterization and follow the geometric approach (e.g., Bickel et al.; 1993; Tsiatis; 2006) to derive the efficient score. We then propose an integrative estimator of the heterogeneity of treatment effect and confounding function, which is rate-doubly robust (Rotnitzky et al.; 2019) in the sense that the estimator has a fast root- N rate of convergence with weaker conditions on nuisance function approximation, e.g. using flexible semiparametric and nonparametric methods. We clarify the conditions under which the gain of efficiency is strictly positive by data integration over the trial estimator. A simulation study shows that the integrative estimator outperforms the trial estimator in two settings with and without unmeasured confounding in the observational study. We apply the proposed method to estimate the heterogeneous treatment effect of adjuvant chemotherapy for early stage non-small cell lung cancer after surgery.

In connection with the existing literature, Yang and Ding (2020) developed integrative causal analyses of the average treatment effect by calibrating auxiliary information from the validation sample, namely the trial sample in our context, to the big main sample with unmeasured confounders for efficiency gain. However, their approach requires the validation and main samples to be comparable in providing consistent estimators of auxiliary parameters. This requirement may be stringent because randomized controlled trials often have strict inclusion and exclusion criteria leading their underlying

population different from the observational population (Stuart et al.; 2015). Another line of research of combining trial and observational study is to generalize the average treatment effects from trials to the target population (Buchanan et al.; 2018; Lee et al.; 2021), where the observational sample provides a representative covariate distribution of the target population. As a by-product of the proposed data integration framework, we derive an efficient plug-in estimator of the population average treatment effect by averaging the estimated heterogeneous treatment effect over the representative observational sample. Most existing methods for generalizing the treatment effect from trial to a target population rely on the overlap assumption on the covariate distribution between the trial and observational samples. Our method does not require the overlap assumption but utilizes parametric structural assumptions on the heterogeneity of treatment effects, thus offering an alternative means for causal generalization.

2 Basic Setup and Identification

2.1 Notation, causal effects, and two data sources

Let A be the binary treatment, X be a vector of pre-treatment covariates with the first component being 1, and Y be the outcome of interest. The target population consists of all patients with certain diseases where the new treatment is intended to be given. We consider two independent data sources taken from the same target population: one from the trial study and the other from the observational study. Let $S = 1$ denote trial participation, and let $S = 0$ denote observational study participation. The trial data consist of $\{V_i = (A_i, X_i, Y_i, S_i = 1) : i \in \mathcal{A}\}$ with sample size n , and the observational data consist of $\{V_i = (A_i, X_i, Y_i, S_i = 0) : i \in \mathcal{B}\}$ with sample size m , where \mathcal{A} and \mathcal{B} are sample index sets for the two data sources. The total sample size is $N = n + m$. We use the potential outcomes to define causal effects. Let $Y(a)$ be the potential outcome had the subject been given treatment a , for $a = 0, 1$, and the observed outcome is $Y = Y(A)$. This assumption rules out the interference between subjects and treatment version relevance between samples and population (Tipton; 2013). The implication is that $Y(a)$ has consistent meaning and value across the trial and observational studies. This assumption requires the same treatment or comparison conditions to be given to both studies, and being in the trial should not affect the values of the potential outcomes. Based on the potential outcomes, the individual treatment effect becomes $Y(1) - Y(0)$, the heterogeneity of treatment effect can be characterized through $\tau(X) = E[Y(1) - Y(0) | X]$, and the average treatment

effect is $\tau_0 = E[\tau(X)]$. To simplify the exposition, we define

$$e(X, S) = P(A = 1 \mid X, S), \mu(X, S) = E[Y(0) \mid X, S], \sigma^2(A, X, S) = V[Y(0) \mid A, X, S],$$

where $e(X, S)$ is the propensity score, $\mu(X, S)$ is the outcome mean, and $\sigma^2(A, X, S)$ is the outcome variance. For any $g(V)$, define $\epsilon_{g(V)} = g(V) - E[g(V) \mid X, S]$, e.g., $\epsilon_A = A - e(X, S)$ and $\epsilon_{Y(0)} = Y(0) - \mu(X, S)$.

2.2 Assumptions, confounding function, and nonparametric identification

Due to the fundamental problem that the potential outcomes can never be jointly observed for a particular subject, $\tau(X)$ is not identifiable in general. We make the following assumptions.

Assumption 1 (Transportability and strong ignorability of trial treatment assignment)

(i) $E[Y(1) - Y(0) \mid X, S = 1] = E[Y(1) - Y(0) \mid A = 1, X, S = 0] = \tau(X)$, and (ii) $Y(a) \perp\!\!\!\perp A \mid (X, S = 1)$ for $a \in \{0, 1\}$, and $e(X, S) > 0$ almost surely.

Assumption 1(i) states that the treatment effect function is transportable from the trial sample and the treated observational sample to the target population. Stronger versions of Assumption 1 include the ignorability of study participation (e.g., Buchanan et al.; 2018) and the mean exchangeability (e.g., Dahabreh et al.; 2019). Assumption 1(i) holds if X captures the heterogeneity of effect modifiers. To ensure this assumption holds, variables and samples should be carefully chosen with consultations of subject knowledge; e.g., collect data on likely effect modifiers that affect study participation. Under the structural equation model framework, Pearl and Bareinboim (2011) provided graphical conditions for transportability. The graphical representation can aid the investigator to assess the plausibility of Assumption 1(i). Assumption 1(ii) holds by a well-designed trial with good patient compliance.

Unlike trials, treatment randomization given X is often unrealistic for observational studies. To take into account the possible unmeasured confounders, define *the confounding function*

$$\lambda(X) = E[Y(0) \mid A = 1, X, S = 0] - E[Y(0) \mid A = 0, X, S = 0].$$

In the absence of unmeasured confounders, we have $\lambda(X) = 0$. In the presence of unmeasured U that is related to both $Y(0)$ and A after controlling for X , we have $\lambda(X) \neq 0$. Thus, $\lambda(X)$ measures the impact of unmeasured confounders on the potential outcome distribution between the treated and untreated patients, accounting for observed X .

Under Assumption 1, $\tau(X)$ and $\lambda(X)$ are identifiable by

$$\tau(X) = E[Y | A = 1, X, S = 1] - E[Y | A = 0, X, S = 1], \quad (1)$$

$$\lambda(X) = E[Y | A = 1, X, S = 0] - E[Y | A = 0, X, S = 0] - \tau(X). \quad (2)$$

That is, the transportability and trial treatment randomization identify $\tau(X)$. The observed treatment effect from the observational study is attributable to both $\tau(X)$ and $\lambda(X)$, but coupling the trial and observational samples identifies $\lambda(X)$.

2.3 Parametric structural models and identification results

In clinical settings, the parametric models of the heterogeneity of treatment effect are desirable due to their easy interpretation. These models offer a transparent way of describing how the treatment effect varies across patients' characteristics and can be used to tailor the treatment to an individual's characteristics (Chakraborty and Moodie; 2013). We make the following parametric structural assumptions.

Assumption 2 (Parametric structural models) *The heterogeneity of treatment effect and confounding functions are*

$$\tau(X) = \tau_{\varphi_0}(X), \quad \lambda(X) = \lambda_{\phi_0}(X), \quad (3)$$

where $\tau_{\varphi}(X)$ and $\lambda_{\phi}(X)$ are known continuous functions of $\varphi \in \Theta_1$ and $\phi \in \Theta_2$, Θ_1 and Θ_2 are compact sets in \mathcal{R}^{p_1} and \mathcal{R}^{p_2} , and φ_0 and ϕ_0 are unique but unknown values, respectively.

The continuity of $\tau_{\varphi}(X)$ and $\lambda_{\phi}(X)$ and compactness of Θ_1 and Θ_2 are imposed for identification and are standard in the literature. The treatment effect model $\tau_{\varphi_0}(X)$ is a special case of structural nested mean models (Robins; 1994) with a single treatment. Tian et al. (2014) and Vansteelandt et al. (2014) considered a linear treatment effect $\tau_{\varphi_0}(X) = X^T \varphi_0$, where the first component of X is one, specifying an intercept term. This model entails that on average, the treatment would increase the mean of the outcome by $X^T \varphi_0$, and the magnitude of the increase depends on X . Moreover, each component of φ_0 quantifies the magnitude of the treatment effect of each X . Assume that higher values are indicative of better outcomes. If $X^T \varphi_0 > 0$, it indicates that the treatment is beneficial for the subject with X . Other flexible models can also be considered, such as single-index models (Song et al.; 2017) and multiple-index models (Chen et al.; 2011). Modeling $\lambda_{\phi_0}(X)$ follows the large sensitivity analysis literature (Robins et al.; 1999), which typically requires domain knowledge to identify the possible unmeasured confounders and their relationships with the observed data.

Nonparametric identification, established in (1) and (2), leads to identification of $\psi_0 = (\varphi_0^T, \phi_0^T)^T \in \Theta = \Theta_1 \times \Theta_2 \subset \mathcal{R}^{p=p_1+p_2}$ under Assumption 2:

$$\varphi_0 = \arg \min_{\varphi \in \Theta_1} \mathbb{E}[S\{E[Y | A = 1, X, S = 1] - E[Y | A = 0, X, S = 1] - \tau_\varphi(X)\}^2], \quad (4)$$

$$\begin{aligned} \phi_0 = \arg \min_{\phi \in \Theta_2} \mathbb{E}[(1 - S)\{E[Y | A = 1, X, S = 0] - E[Y | A = 0, X, S = 0] \\ - \lambda_\phi(X) - \tau_{\varphi_0}(X)\}^2], \end{aligned} \quad (5)$$

where φ_0 and ϕ_0 are the unique values that satisfy (4) and (5). A goodness-of-fit test can be developed to assess the adequacy of the structural models using over-identification restrictions (see Yang and Lok; 2016 and also §S6). With model misspecification, $\tau_{\varphi_0}(X)$ and $\lambda_{\phi_0}(X)$ can be interpreted as the best approximations of $\tau(X)$ and $\lambda(X)$ in the overlap population (Li et al.; 2017); see Remark 1.

Aside from the interpretability, a technical reason to consider parametric models is that fully nonparametric $\tau(X)$ and $\lambda(X)$, when X contains continuous components, are local parameters that are not pathwise differentiable, so their efficient scores with finite variances do not exist (Bickel et al.; 1993). With the parametric models, the estimand becomes a finite-dimensional parameter ψ_0 , and we can estimate ψ_0 based on the semiparametric efficiency theory; see §3. With the nonparametric models, one can alternatively study the bounds on the asymptotic minimax risk (e.g., Donoho and Liu; 1991), which generalizes the classical parametric and semiparametric notion of efficiency. This could be a topic for future research.

3 Semiparametric Efficiency Theory for $\tau_{\varphi_0}(X)$ and $\lambda_{\phi_0}(X)$

3.1 Semiparametric models with conditional moment restrictions

Our semiparametric model consists of Assumption 1, the parametric structural models (3), and other unspecified components of the likelihood function. Assumption 1 leads to restrictions on the structural parameters of interest. To show this, for the trial participants ($S = 1$), define

$$H = Y - \tau(X)A. \quad (6)$$

Intuitively, H subtracts from Y the observed treatment effect $\tau(X)A$, so it mimics $Y(0)$. Formally, as shown by Robins (2000), $\mathbb{E}[H | A, X, S = 1] = \mathbb{E}[Y(0) | A, X, S = 1]$. Therefore, Assumption 1(ii) leads to the mean exchangeability:

$$\mathbb{E}[H | A, X, S = 1] = \mathbb{E}[H | X, S = 1]. \quad (7)$$

A natural question arises as to whether or not this property holds for the same construction of H in the observational sample. Unfortunately, the answer is “no” due to the possible unmeasured confounding. Explicitly, the difference of the conditional means of $Y - \tau(X)A$ and $Y(0)$ is

$$\begin{aligned} \mathbb{E}[Y - \tau(X)A \mid A, X, S] - \mathbb{E}[Y(0) \mid X, S] &= \mathbb{E}[Y(0) \mid A, X, S] - \mathbb{E}[Y(0) \mid X, S] \\ &= (1 - S)\lambda(X)\epsilon_A, \end{aligned} \tag{8}$$

which is not zero if there exists an unmeasured confounder. Based on (8), define

$$H_{\psi_0} = Y - \tau_{\varphi_0}(X)A - (1 - S)\lambda_{\phi_0}(X)\epsilon_A. \tag{9}$$

For $S = 1$, (9) reduces to (6); for $S = 0$, we have an additional correction term $(1 - S)\lambda_{\phi_0}(X)\epsilon_A$. It is this correction term that leads to $\mathbb{E}[H \mid A, X, S = 0] = \mathbb{E}[Y(0) \mid X, S = 0]$, which extends the property (7) to $S = 0$.

Proposition 1 (Conditional moment restriction) *Under Assumptions 1 and 2, for H_{ψ_0} constructed by (9), we have*

$$\mathbb{E}[H_{\psi_0} \mid A, X, S] = \mathbb{E}[H_{\psi_0} \mid X, S] = \mu(X, S). \tag{10}$$

3.2 Semiparametric efficient score

The semiparametric likelihood function based on a single variable V is $\mathcal{L}(\psi_0, \theta; V) = f(\epsilon_{H, \psi_0} \mid A, X, S)f(A \mid X, S)f(X, S)$, where $\epsilon_{H, \psi_0} = Y - \tau_{\varphi_0}(X)A - (1 - S)\lambda_{\phi_0}(X)\{A - e(X, S)\} - \mu(X, S)$ and θ is an infinite-dimensional nuisance parameter. The general geometric approach of Bickel et al. (1993) to deriving the efficient score requires deriving the nuisance tangent space Λ of θ and the projection of the score function of ψ_0 onto the orthogonal complement space of Λ , Λ^\perp . This task is non-trivial. First, Assumption 1 imposes restrictions on ψ_0 by (10) or equivalently $\mathbb{E}[\epsilon_{H, \psi_0} \mid A, X, S] = 0$. To resolve this challenge, following Robins (1994), we will translate the restrictions directly into the observed data likelihood function, leading to an unconstrained likelihood function of ψ_0 ; see (S7). Second, ϵ_{H, ψ_0} relies not only on ψ_0 but also on $e(X, S)$; thus the parametric and nonparametric components are interrelated, imposing a unique challenge to characterize Λ and the projections of the scores onto Λ^\perp ; see §S2. Theorem 1 presents the efficient score of ψ_0 .

Theorem 1 (Semiparametric efficient score of ψ_0) *Suppose Assumptions 1 and 2 hold. The*

efficient score of ψ_0 is

$$S_{\psi_0}(V) = \begin{pmatrix} \frac{\partial \tau_{\psi_0}(X)}{\partial \varphi} \\ (1-S) \frac{\partial \lambda_{\psi_0}(X)}{\partial \phi} \end{pmatrix} (A - \mathbb{E}[AW | X, S] \mathbb{E}[W | X, S]^{-1}) W \epsilon_{H, \psi_0}, \quad (11)$$

where $\epsilon_{H, \psi_0} = H_{\psi_0} - \mu(X, S)$, $W = \{\sigma^2(A, X, S)\}^{-1}$, and $V_{\text{eff}} = (\mathbb{E}[S_{\psi_0}(V) S_{\psi_0}^T(V)])^{-1}$ is the semi-parametric efficiency bound for ψ_0 .

Theorem 1 provides a benchmark for gauging the efficiency of estimators of ψ_0 . The efficient score in (11) depends on the unknown distribution through the nuisance functions $\vartheta = (e, \mu, \sigma^2)$, indicating $e(X, S)$, $\mu(X, S)$, and $\sigma^2(A, X, S)$, respectively, because $\mathbb{E}[AW | X, S] = \{\sigma^2(1, X, S)\}^{-1} e(X, S)$ and $\mathbb{E}[W | X, S] = \{\sigma^2(1, X, S)\}^{-1} e(X, S) + \{\sigma^2(0, X, S)\}^{-1} \{1 - e(X, S)\}$. To overcome this issue, we posit models for the nuisance functions and solve the estimating equation of ψ_0 with the approximated nuisance functions. We define the following quantities: $\widehat{H}_\psi = Y - \tau_\varphi(X)A - (1-S)\lambda_\phi(X)\widehat{\epsilon}_A$, $\widehat{\epsilon}_{g(V)} = g(V) - \widehat{\mathbb{E}}[g(V) | X, S]$ for any function $g(V)$, e.g., $\widehat{\epsilon}_A = A - \widehat{e}(X, S)$ and $\widehat{\epsilon}_{H, \psi} = \widehat{H}_\psi - \widehat{\mu}(X, S)$. To emphasize their dependence on the nuisance functions ϑ , we write $S_\psi(V)$ in (11) as $S_\psi(V; \vartheta)$. We summarize the proposed estimation procedure as follows.

Step 3.1. Using the data $\{(A_i, X_i, Y_i, S_i) : i \in \mathcal{A} \cup \mathcal{B}\}$, fit a propensity score model, separately for the two data sources, denoted by $\widehat{e}(X, S)$.

Step 3.2. Using the data $\{(A_i, X_i, Y_i, S_i) : i \in \mathcal{A} \cup \mathcal{B}\}$, obtain a preliminary, consistent but may not efficient, estimator $\widehat{\psi}_{\text{pre}}$ by solving the empirical analogs of (4) and (5), i.e.,

$$\widehat{\varphi}_{\text{pre}} = \arg \min_{\varphi \in \Theta_1} \mathbb{P}_N[S\{\widehat{\mathbb{E}}[Y | A = 1, X, S = 1] - \widehat{\mathbb{E}}[Y | A = 0, X, S = 1] - \tau_\varphi(X)\}^2], \quad (12)$$

$$\widehat{\phi}_{\text{pre}} = \arg \min_{\phi \in \Theta_2} \mathbb{P}_N[(1-S)\{\widehat{\mathbb{E}}[Y | A = 1, X, S = 0] - \widehat{\mathbb{E}}[Y | A = 0, X, S = 0] - \lambda_\phi(X) - \tau_{\widehat{\varphi}_{\text{pre}}}(X)\}^2], \quad (13)$$

where $\widehat{\mathbb{E}}[Y | A = a, X, S = s]$ is an estimator of $\mathbb{E}[Y | A = a, X, S = s]$ for $a, s = 0, 1$. Then, using the data $\{(A_i, X_i, \widehat{H}_{\widehat{\psi}_{\text{pre}}, i}, S_i) : i \in \mathcal{A} \cup \mathcal{B}\}$, fit an outcome mean model, separately for the two data sources, denoted by $\widehat{\mu}(X, S)$, and fit a variance function, separately for the treatment group and data source, denoted by $\widehat{\sigma}^2(A, X, S)$.

Step 3.3. Obtain $\widehat{\psi} = (\widehat{\varphi}^T, \widehat{\phi}^T)^T$ by solving $\mathbb{P}_N S_\psi(V; \widehat{\vartheta}) = 0$ with $e(X, S)$, $\mu(X, S)$, and $\sigma^2(A, X, S)$ replaced by $\widehat{e}(X, S)$, $\widehat{\mu}(X, S)$, and $\widehat{\sigma}^2(A, X, S)$, respectively.

In Steps 3.2 and 3.3, all nuisance functions can be approximated by flexible semiparametric or nonparametric models. In the simulation study, we adopt the generalized additive models, which can be carried out using off-the-shelf software, e.g., the “gam” function in R. The variance function $\sigma^2(A, X, S)$ can be estimated by fitting a model for $\log\{\widehat{H}_{\widehat{\psi}_{\text{pre},i}} - \widehat{\mu}(X_i, S_i)\}^2$ against X_i , separately for the treatment group and data source, and transforming the fitted models to the exponential scale. In Step 3.3, without further assumptions, the efficiency score may not identify ψ_0 globally (Domínguez and Lobato; 2004). To ensure consistency of $\widehat{\psi}$, we can use $\widehat{\psi}_{\text{pre}}$ as the initial value and obtain $\widehat{\psi}$ by the Newton-Raphson algorithm. This is because the consistency of $\widehat{\psi}_{\text{pre}}$ guarantees that $\widehat{\psi}_{\text{pre}}$ falls in the region where the efficient score has local identification for n large enough.

Remark 1 *When the putative models for $\tau(X)$ and $\lambda(X)$ are misspecified, $\tau_{\varphi_0}(X)$ and $\lambda_{\phi_0}(X)$ can be interpreted as the best approximations of $\tau(X)$ and $\lambda(X)$ in the sense of*

$$(\varphi_0, \phi_0) = \arg \min_{\varphi, \phi} \text{E}_W[\omega(X, S)[\tau(X) - \tau_{\varphi}(X) + (1 - S)\{\lambda(X) - \lambda_{\phi}(X)\}]^2],$$

where $\text{E}_W[g(V) | X, S] = \text{E}[g(V)W | X, S]/\text{E}[W | X, S]$ for any $g(V)$ and $\omega(X, S) = \text{E}_W[A | X, S](1 - \text{E}_W[A | X, S])$ is called the overlap weight (Li et al.; 2017); see a proof in §S3 of the supplementary material. When the putative models for $\tau(X)$ and $\lambda(X)$ are correctly specified, the minimizers (φ_0, ϕ_0) are equivalent to (4) and (5).

4 Asymptotic property

4.1 Robustness to slower rates for nuisance functions

It is well-known that estimators constructed based on efficient scores are doubly robust in the sense that they are consistent if either one of the parametric models for the nuisance functions is correctly specified (Robins et al.; 1994). More recently, many authors have shown that doubly robust estimators possess a “rate-double robustness” property (Rotnitzky et al.; 2019) in the sense that they retain a root- N convergence rate under weaker conditions on the flexible models of the nuisance functions, such as semi-/non-parametric models and machine learning algorithms (Chernozhukov et al.; 2018).

The proposed integrative estimator depends on the estimation of the nuisance functions including $e(X, S)$, $\mu(X, S)$, and $\sigma^2(A, X, S)$. There are two approaches to estimating $\mu(X, S)$: one based on \widehat{H}_{ψ} with a preliminary estimator $\widehat{\psi}_{\text{pre}}$ in Step 3.2 and the other one based on estimating $\mu(X, S) = \mu_Y(X, S) - \{\tau_{\varphi_0}(X) + (1 - S)\lambda_{\phi_0}(X)\}\epsilon_A$. However, both approaches rely on a correct model for $e(X, S)$. Although the proposed estimator capitalizes on efficient scores, it relies on the correct

specification of $e(X, S)$ and therefore is not doubly robust. To protect the estimator from model misspecification, we adopt data-adaptive methods to approximate the nuisance functions. We show that under mild regularity conditions, the proposed estimator is rate-doubly robust.

Suppose $\widehat{\vartheta} = (\widehat{e}, \widehat{\mu}, \widehat{\sigma}^2)$ include general semi-/non-parametric estimators $\widehat{e}(X, S)$, $\widehat{\mu}(X, S)$, and $\widehat{\sigma}^2(A, X, S)$. Let ϑ_0 be the probability limit of $\widehat{\vartheta}$. For a vector v , we use $\|v\|_2 = (v^\top v)^{1/2}$ to denote its Euclidean norm. For a function $g(V)$, denote $\mathbb{P}g(V) = \int g(v)d\mathbb{P}(v)$ and the L_2 -norm $\|g(V)\| = \{\int g(v)^2 d\mathbb{P}(v)\}^{1/2}$. The following theorem summarizes the regularity conditions and asymptotic properties of $\widehat{\psi}$. The proof is relegated to §S4 of the supplementary material.

Theorem 2 (Rate-double robustness) *Suppose Assumptions 1 and 2 hold. Assume further the following regularity conditions hold:*

Condition 1 ψ_0 is the unique solution to $\mathbb{P}S_\psi(V; \vartheta_0) = 0$, and for any sequence ψ_n , $\|\mathbb{P}S_{\psi_n}(V; \vartheta_0)\|_2 \rightarrow 0$ implies $\|\psi_n - \psi_0\|_2 \rightarrow 0$.

Condition 2 $\mathbb{P}_N \partial S_\psi(V; \vartheta) / \partial \psi$ exists and converges uniformly for ψ and ϑ in the neighborhoods of their true values, and $\Psi = \mathbb{E}[\partial S_{\psi_0}(V; \vartheta_0) / \partial \psi]$ is non-singular.

Condition 3 $S_{\psi_0}(V; \widehat{\vartheta})$ and $S_{\psi_0}(V; \vartheta_0)$ belong to a Donsker class of functions.

Condition 4 $\|\widehat{e}(X, S) - e(X, S)\| = o_{\mathbb{P}}(1)$, $\|\widehat{\mu}(X, S) - \mu(X, S)\| = o_{\mathbb{P}}(1)$, and $|\partial \tau_{\varphi_0}(X) / \partial \varphi^\top|$, $|\partial \lambda_{\phi_0}(X) / \partial \phi^\top|$, $\{\widehat{\sigma}^2(A, X, S)\}^{-1}$ are uniformly bounded.

Condition 5 $\|\widehat{e}(X, S) - e(X, S)\|^2 + \|\widehat{e}(X, S) - e(X, S)\| \times \|\widehat{\mu}(X, S) - \mu(X, S)\| = o_{\mathbb{P}}(N^{-1/2})$.

Then, we have $\|\widehat{\psi} - \psi_0\| = o_{\mathbb{P}}(1)$, and

$$N^{1/2}(\widehat{\psi} - \psi_0) \rightarrow \mathcal{N}\{0, (\Psi^{-1})^\top \mathbb{E}[S_{\psi_0}(V; \vartheta_0)^{\otimes 2}] \Psi^{-1}\}, \quad (14)$$

in distribution, as $N \rightarrow \infty$. Moreover, if $\|\widehat{\sigma}^2(A, X, S) - \sigma^2(A, X, S)\| = o_{\mathbb{P}}(1)$, the asymptotic variance of $\widehat{\psi}$ achieves the semiparametric efficiency bound V_{eff} in Theorem 1.

We discuss the implications of the regularity conditions. Condition 1 is a local identifiability condition. Condition 2 is standard in the Z-estimation literature (van der Vaart; 2000). The Donsker class condition (van der Vaart and Wellner; 1996) in Condition 3 requires that the nuisance functions should not be too complex. We refer the interested readers to §4.2 of Kennedy (2016) for a thorough discussion of Donsker classes of functions. Relaxing this condition is possible by using the sample

splitting technique for estimation (Chernozhukov et al.; 2018). Condition 4 requires $\widehat{e}(X, S)$ and $\widehat{\mu}(X, S)$ to be consistent. Although the consistency of $\widehat{e}(X, S)$ is embedded in Condition 5, we state this requirement explicitly in Condition 4 for clarity. Condition 5 is used to derive the asymptotic distribution of $\widehat{\psi}$. In general, there exist different combinations of convergence rates of $\widehat{e}(X, S)$ and $\widehat{\mu}(X, S)$ that result in a negligible error bound accommodating different smoothness conditions of the underlying true nuisance functions. Interestingly, the consistency and asymptotic normality of $\widehat{\psi}$ do not require $\widehat{\sigma}^2(A, X, S)$ to be consistent for $\sigma^2(A, X, S)$ but the efficiency of $\widehat{\psi}$ does. For variance estimation of $\widehat{\psi}$, we approximate the variance formula in (14) by replacing the analytical components with their estimated counterparts, and the expectations with the empirical averages.

4.2 Efficiency gain of the treatment effect estimation by using the observational studies

We now discuss the advantages of data integration. The trial data grant a consistent estimator of φ_0 . Suppose Assumptions 1 and 2 hold for the trial sample, following the same derivation as in §3, the efficient score of φ_0 is $S_{\text{rct}, \varphi_0}(V; \vartheta) = S\{\partial\tau_{\varphi_0}(X)/\partial\varphi\}(A - E[AW | X, S]E[W | X, S]^{-1})W \epsilon_{H, \psi_0}$. Then, the trial estimator $\widehat{\varphi}_{\text{rct}}$ can be obtained by solving $\mathbb{P}_N S_{\text{rct}, \varphi}(V; \widehat{\vartheta}) = 0$.

Theorem 3 shows that combining trial and observational studies has the advantage of gaining efficiency in the estimation of φ_0 .

Theorem 3 (Efficiency gain by combining trial and observational studies) *Suppose the assumptions in Theorem 2 hold. The asymptotic variance of $\widehat{\varphi}$ is equal to or less than the asymptotic variance of $\widehat{\varphi}_{\text{rct}}$, with the equality hold when*

$$\frac{\partial\tau_{\varphi_0}(X_i)}{\partial\varphi} = M \frac{\partial\lambda_{\phi_0}(X_i)}{\partial\phi} \quad (15)$$

for some constant matrix M . Moreover, the gain in the asymptotic precision, i.e., the inverse of the asymptotic variance, is

$$\{V_a(\widehat{\varphi})\}^{-1} - \{V_a(\widehat{\varphi}_{\text{rct}})\}^{-1} = m \times \left(\Omega_{\varphi\varphi} - \Omega_{\varphi\phi} \Omega_{\phi\phi}^{-1} \Omega_{\phi\varphi}^{\text{T}} \right) \geq 0, \quad (16)$$

where V_a denotes the asymptotic variance, and Ω_{ab} is a covariance matrix for $a, b \in \{\varphi, \phi\}$.

Exact expressions of Ω_{ab} for $a, b \in \{\varphi, \phi\}$ are provided in the supplementary material. To gain intuition about Theorem 3, it is helpful to discuss two scenarios. If $\lambda_{\phi_0}(X)$ is known, $S_{\psi}(V; \vartheta)$ uses the additional observational data for estimating φ_0 , comparing with $S_{\text{rct}, \varphi}(V; \vartheta)$; therefore, $\widehat{\varphi}$ gains

precision over $\widehat{\varphi}_{\text{rct}}$. Next, because $\lambda_{\phi_0}(X)$ is unknown, the estimation of ϕ_0 and φ_0 competes for the information in the observational data. When (15) holds, the terms in $\lambda_{\phi_0}(X)$ and that in $\tau_{\varphi_0}(X)$ are collinear, and all observational data are used to estimate ϕ_0 . In this case, $\widehat{\psi}$ and $\widehat{\psi}_{\text{rct}}$ have the same asymptotic precision. When (15) does not hold, the terms in $\lambda_{\phi_0}(X)$ and that in $\tau_{\varphi_0}(X)$ are not entirely linearly dependent, and the observational data are used to estimate both ϕ_0 and φ_0 . In this case, $\widehat{\psi}$ gains precision over $\widehat{\psi}_{\text{rct}}$, the magnitude of the gain increases with the observational sample size.

5 Improve average treatment effect estimation

The heterogeneity of treatment effect characterizes individual variations of the treatment effect, while the average treatment effect τ_0 summarizes the treatment effect for the target patient population at large. Because the trial assigns treatments randomly to the participants, $\tau_{\varphi_0}(X)$ is identifiable and can be estimated. However, the trial sample is known to be different from the real patient population due to the restrictive inclusion and exclusion criteria for recruiting patients; thus $f(X | S = 1) \neq f(X)$ in general. Consequently, $\text{E}[\tau_{\varphi_0}(X) | S = 1]$ is different from τ_0 , and the estimator using the trial data only is biased of τ_0 generally. On the other hand, the observational sample is conceivably more representative of the real patient population because of the real-world data collection mechanisms. Formally, we formulate the following assumption.

Assumption 3 $f(X | S = 0) = f(X)$.

We allow the support of $f(X | S = 1)$ and $f(X)$ to be different, and hence the trial sample and the observational sample to have non-overlapping covariate distributions.

A byproduct of the proposed framework is the identification of τ_0 .

Proposition 2 (Identification of τ_0) *Under Assumptions 1 and 3, τ_0 is identified by $\tau_0 = \text{E}[\tau(X)] = \text{E}[\tau(X) | S = 0]$, where $\tau(X)$ is identified by (1).*

The semiparametric efficient score of τ is presented in the following theorem.

Theorem 4 *Suppose Assumptions 1–3 hold. The semiparametric efficient score of τ_0 is*

$$S_{\tau_0}(V) = \frac{1-S}{\pi_0} \{\tau_{\varphi_0}(X) - \tau_0\} + \text{E} \left[\frac{\partial \tau_{\varphi_0}(X)}{\partial \varphi^{\text{T}}} \Big| S = 0 \right] S_{\varphi_0}(V), \quad (17)$$

where $\pi_0 = \text{P}(S = 0)$, $S_{\varphi_0}(V)$ is the efficient score of φ_0 , i.e., the first p_1 components of $S_{\psi_0}(V)$ in (11), and $V_{\tau_0, \text{eff}} = (\text{E}[S_{\tau_0}(V)^2])^{-1}$ is the semiparametric efficiency bound for τ_0 .

Recall that φ_0 is the parameter in the heterogeneity of treatment effect, ϕ_0 is the parameter in the confounding function, and $\psi_0 = (\varphi_0^T, \phi_0^T)^T$ is the combined vector of parameters. From (11), $S_{\varphi_0}(V)$ depends on ϕ_0 in general. Although τ_0 depends only on φ_0 in $\tau_{\varphi_0}(X)$, $S_{\tau_0}(V)$ can depend on ϕ_0 through $S_{\varphi_0}(V)$. From Theorem 4, the observational sample not only provides a representative covariate distribution of the target population but also can contribute to improve the estimation efficiency of τ_0 .

Once we obtain $\widehat{\varphi}$, a simple plug-in estimator of τ_0 is $\widehat{\tau} = m^{-1} \sum_{i=1}^N (1 - S_i) \tau_{\widehat{\varphi}}(X_i)$. The following theorem shows the rate-double robustness and local efficiency of $\widehat{\tau}$.

Theorem 5 *Suppose the assumptions in Theorem 2 and Assumption 3 hold. Then,*

$$N^{1/2}(\widehat{\tau} - \tau_0) \rightarrow \mathcal{N}(0, V_{\tau_0}), \quad (18)$$

in distribution, as $N \rightarrow \infty$, where

$$V_{\tau_0} = \frac{1}{\pi_0} \text{V}[\tau_{\varphi_0}(X) \mid S = 0] + \Psi_0^T \Psi^{-1, \text{T}} \text{E}[S_{\psi_0}(V; \vartheta_0)^{\otimes 2}] \Psi^{-1} \Psi_0,$$

and $\Psi_0 = \text{E}[\partial \tau_{\varphi_0}(X) / \partial \varphi \mid S = 0]$. Moreover, the asymptotic variance of $\widehat{\tau}$ achieves the semiparametric efficiency bound $V_{\tau_0, \text{eff}}$ in Theorem 4.

6 Simulation study

We conduct a simulation study to evaluate the finite sample performance of the proposed estimators of the heterogeneity of treatment effect. We follow a similar strategy in Kallus et al. (2018) to generate the data. We first generate the trial data with sample size $n = 300$. For each subject in the trial sample, we generate $X_j \sim \text{N}(0, 1)$, $j = 1, \dots, 5$, $A \mid (X, S = 1) \sim \text{Ber}(0.5)$, and $Y(a) = a\tau(X) + \sum_{j=1}^5 X_j + \epsilon(a)$, where $\tau(X) = 1 + X_1 + X_1^2 + X_2 + X_2^2$ and $\epsilon(a) \sim \text{N}(0, 1)$, for $a = 0, 1$. We then generate the observational data with sample size $m = 5000$. For each subject in the observational sample, we generate $X_j \sim \text{N}(0, 1)$, $j = 1, \dots, 5$, $A \mid (X, S = 0) \sim \text{Ber}\{e(X, 0)\}$, where $\text{logit}\{e(X, 0)\} = -\sum_{j=1}^5 X_j$, and $Y(a) = a\tau(X) + \sum_{j=1}^5 X_j + U + \epsilon(a)$, where U is a latent variable, and $\epsilon(a) \sim \text{N}(0, 1)$, for $a = 0, 1$. We generate U according to a pattern mixture model $U \mid (X, A, S = 0) \sim \text{N}\{(2A - 1)X^T \beta, 1\}$, and thus the confounding function is $\lambda(X) = \text{E}[Y(0) \mid A = 1, X, S = 0] - \text{E}[Y(0) \mid A = 0, X, S = 0] = 2X^T \beta$. We consider two settings: Setting 1 with $\beta = 0 \times (1, \dots, 1)^T$, in which U does not confound the relationship between A and Y , and Setting 2 with $\beta = (1, \dots, 1)^T$, such that U is an unmeasured confounder of A and Y . We consider three estimators: i) $\widehat{\varphi}_{\text{ret}}$ using only

the trial data, ii) $\widehat{\varphi}_{\text{meta}}$, meta-analysis of the combined trial and observational studies by regressing the inverse probability of treatment weighting adjusted outcome $Y_i^{\text{adj}} = \{\widehat{e}(X_i, S_i)\}^{-1} A_i Y_i - \{1 - \widehat{e}(X_i, S_i)\}^{-1} (1 - A_i) Y_i$ on $(1, X_1, X_1^2, X_2, X_2^2)$, and iii) $\widehat{\varphi}$, the proposed integrative estimator. The rationale for $\widehat{\varphi}_{\text{meta}}$ is that it uses weighting to adjust for measured confounders with $E[Y_i^{\text{adj}} | X_i, S_i] = \tau_{\varphi_0}(X_i)$ in the absence of unmeasured confounders. For all estimators, the nuisance functions are estimated under generalized additive models.

Table 1 reports results for point estimation for τ_0 and $\tau(x)$ at various values of x . In Setting 1 without unmeasured confounding in the observational study, all three estimators are unbiased. Among them, $\tau_{\widehat{\varphi}}(x)$ has a smaller variance than $\tau_{\widehat{\varphi}_{\text{meta}}}(x)$ by capitalizing on semiparametric efficiency theory; $\tau_{\widehat{\varphi}}(x)$ has a smaller variance than $\tau_{\widehat{\varphi}_{\text{RCT}}}(x)$ by leveraging the confounding function in the observational study. In Setting 2 with unmeasured confounding in the observational study, $\tau_{\widehat{\varphi}_{\text{meta}}}(x)$ assuming no unmeasured confounding is biased for $\tau(x)$, due to the unmeasured confounding biases in the observational studies, $\tau_{\widehat{\varphi}_{\text{RCT}}}(x)$ and $\tau_{\widehat{\varphi}}(x)$ remain unbiased for $\tau(x)$, and $\tau_{\widehat{\varphi}}(x)$ has improved efficiency over $\tau_{\widehat{\varphi}_{\text{RCT}}}(x)$. From Table 2, the empirical coverage rates for $\tau_{\widehat{\varphi}}(x)$ in both settings with and without unmeasured confounding in the observational study are close to the nominal level. The same discussion applies to the estimation of τ_0 .

Table 1: Simulation results for τ_0 and $\tau(x)$ at different x ($\times 10^{-2}$) including Monte Carlo means ($\times 10^{-2}$) and variances ($\times 10^{-3}$) of Meta, RCT, and Integrative estimators

Parameter	Meta		RCT		Integrative		Parameter	Meta		RCT		Integrative	
	Mean	Var	Mean	Var	Mean	Var		Mean	Var	Mean	Var	Mean	Var
Setting 1 (without unmeasured confounding in the observational study)													
$\tau(-3, 0) = 700$	721	128558	692	3250	699	577	$\tau(0, -3) = -500$	-514	15317	-498	3037	-500	551
$\tau(-1.5, 0) = 175$	179	10541	174	368	175	154	$\tau(0, -1.5) = 25$	20	2072	26	351	25	147
$\tau(1.5, 0) = 475$	479	10541	474	368	476	154	$\tau(0, 1.5) = -275$	-278	2072	-273	351	-274	147
$\tau(3, 0) = 1300$	1321	128558	1293	3250	1300	577	$\tau(0, 3) = -1100$	-1109	15317	-1095	3037	-1098	551
$\tau(0, 0) = 100$	99	833	101	83	101	37	$\tau_0 = 100$	100	181	101	38	101	36
Setting 2 (with unmeasured confounding in the observational study)													
$\tau(-3, 0) = 700$	433	134661	692	3250	697	705	$\tau(0, -3) = -500$	-795	13247	-498	3037	-502	687
$\tau(-1.5, 0) = 175$	36	11160	174	368	175	165	$\tau(0, -1.5) = 25$	-121	2023	26	351	25	159
$\tau(1.5, 0) = 475$	621	11160	474	368	475	165	$\tau(0, 1.5) = -275$	-137	2023	-273	351	-274	159
$\tau(3, 0) = 1300$	1603	134661	1293	3250	1298	705	$\tau(0, 3) = -1100$	-826	13247	-1095	3037	-1100	687
$\tau(0, 0) = 100$	98	852	101	83	101	40	$\tau_0 = 100$	100	233	101	38	101	36

7 Real data application

We apply the proposed estimators to evaluate the effect of adjuvant chemotherapy for stage 1B resected non-small-cell lung cancer using the CALGB 9633 trial data and a large clinical oncology observational database – the national cancer database. In the trial sample, 319 patients after surgery were randomly assigned to observation versus chemotherapy, resulting 163 on observation, $A = 0$,

Table 2: Simulation results for τ_0 and $\tau(x)$ at different x ($\times 10^{-2}$) including Monte Carlo variances ($\times 10^{-3}$), variance estimators ($\times 10^{-3}$), and coverage rates (%) of the integrative estimator

Integrative				Integrative			
Parameter $\times 10^{-2}$	Var $\times 10^{-3}$	VE $\times 10^{-3}$	CVG %	Parameter $\times 10^{-2}$	Var $\times 10^{-3}$	VE $\times 10^{-3}$	CVG %
Setting 1 (without unmeasured confounding in the observational study)							
$\tau(-3, 0) = 700$	577	561	95.1	$\tau(0, -3) = -500$	551	556	95.0
$\tau(-1.5, 0) = 175$	154	150	94.6	$\tau(0, -1.5) = 25$	147	149	95.2
$\tau(1.5, 0) = 475$	154	150	95.2	$\tau(0, 1.5) = -275$	147	149	95.2
$\tau(3, 0) = 1300$	577	561	95.5	$\tau(0, 3) = -1100$	551	556	95.5
$\tau(0, 0) = 100$	37	39	95.1	$\tau_0 = 100$	36	37	94.6
Setting 2 (with unmeasured confounding in the observational study)							
$\tau(-3, 0) = 700$	705	692	93.6	$\tau(0, -3) = -500$	687	684	93.6
$\tau(-1.5, 0) = 175$	165	161	94.2	$\tau(0, -1.5) = 25$	159	159	94.2
$\tau(1.5, 0) = 475$	165	161	95.6	$\tau(0, 1.5) = -275$	159	160	96.3
$\tau(3, 0) = 1300$	705	692	95.6	$\tau(0, 3) = -1100$	687	688	96.2
$\tau(0, 0) = 100$	40	41	95.4	$\tau_0 = 100$	36	38	94.8

and 156 on chemotherapy, $A = 1$. The comparable observational sample consists of 15166 patients diagnosed with the same disease between years 2004 – 2016 with 10903 on observation and 4263 received chemotherapy after surgery. As the treatments for the trial patients were randomly assigned and the treatments for the observational patients were chosen by physicians and patients, the numbers of treated and controls are relatively balanced in the trial sample while they are unbalanced in the observational sample. The outcome Y is the indicator of cancer recurrence within 3 years after surgery.

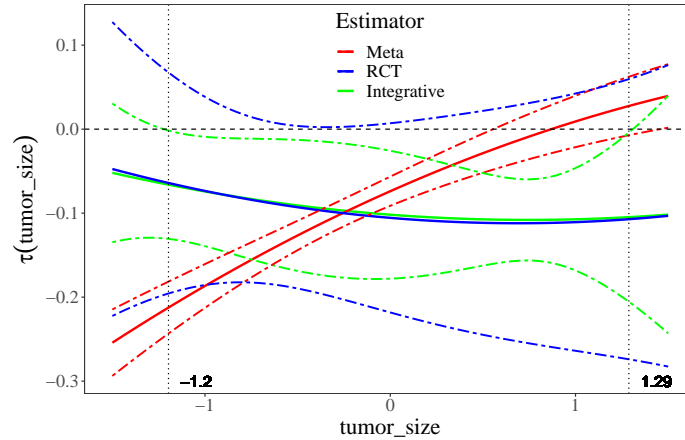
We are interested in estimating the heterogeneous treatment effects of chemotherapy varying by tumor size. The original trial analysis did not show any clinical improvement for chemotherapy, possibly because of its small sample size (Strauss et al.; 2008). Ad hoc exploratory analysis, however, showed that tumor size may modify the treatment effect and patients with larger tumor sizes may benefit more from the chemotherapy (Strauss et al.; 2008, Speicher et al.; 2015, Morgensztern et al.; 2016). Thus, we formulate the heterogeneity of treatment effect of interest to be $\tau_\varphi(X) = \varphi_1 + \varphi_2 \text{ tumor size}^* + \varphi_3(\text{tumor size}^*)^2$, where tumor size^* standardizes tumor size by subtracting the mean 4.8 and dividing the standard error 1.7, and $\varphi = (\varphi_1, \varphi_2, \varphi_3)^T$. In the analysis, we include five covariates to adjust for in both samples: age, tumor size, sex, histology, and race. Table 3 reports the covariate means by treatment group in the two samples. Due to treatment randomization, all covariates are balanced between the treated and the control in the trial sample. Due to a lack of treatment randomization, some covariates are highly unbalanced in the observational sample. It can

Table 3: Sample sizes and covariate means by A in the trial and observational samples

	N	A	Age (years)	Tumor Size (cm)	Sex (1=Male)	Histology (1=Squamous)	Race (1=White)
Trial	156	$A=1$	60.6	4.62	64.1%	40.4%	90.4%
	163	$A=0$	61.1	4.57	63.8%	39.3%	88.3%
Observational study	4263	$A=1$	63.9	5.19	54.3%	35.6%	88.6%
	10903	$A=0$	69.4	4.67	54.8%	40.5%	90.0%

be seen that older patients with smaller tumor sizes and histology are likely to choose a conservative treatment, on observation. Moreover, we can not rule out the possibility of unmeasured confounders in the observational sample. To formulate the confounding function, possible unmeasured confounders include disease status at diagnosis, financial status, and accessibility to health care facilities that affect the decision of receiving adjuvant chemotherapy after surgery and clinical outcomes (Speicher et al.; 2015; Yang et al.; 2016; Morgensztern et al.; 2016; Speicher et al.; 2017). The linear confounding function $\lambda_\phi(X)$ includes age, tumor size, gender, race, histology, Charlson co-morbidity score, income level, insurance coverage, and travel range to large health care facilities as predictors.

We compare the trial, Meta, and integrative estimators. Fig. 1 displays the estimated treatment effect as a function of tumor size*. Table S1 reports the results for the estimated parameters. Due to the small sample size, the trial estimator is not statistically significant. By pooling all information from the trial and observational sample, the Meta and integrative estimators gain efficiency and both show that the tumor size is a significant treatment effect modifier. Interestingly, the two combining approaches produce different conclusions. The difference between the Meta and integrative estimators may be attributable to the no unmeasured confounding. The Meta estimator assumes that there are no unmeasured confounders, while the integrative estimator takes into account the possible unmeasured confounders in the observational sample. The results in the supplementary material show that age, gender and histology are significant in the confounding function, suggesting that the no unmeasured confounding assumption is not plausible in the observational sample. For the integrative estimator, we carry out the over-identification restrictions test to assess the goodness-of-fit of $\tau_\psi(X)$ and $\lambda_\phi(X)$. Because age may be a treatment effect modifier, the test is directed at the alternative model specifications $\tau_\psi^{\text{alt}}(X) = a$ quadratic function of age* and tumor size*, and $\lambda_\phi^{\text{alt}}(X) = \lambda_\phi(X)$ augmented with (tumor size*)². The test statistics is 2.08 with p-value 0.55 based on a χ_3^2 null reference distribution. Therefore, there is no strong evidence to reject the model specifications of $\tau_\psi(X)$ and $\lambda_\phi(X)$ in this application. From the integrative approach, chemotherapy has significant



The solid lines represent the estimators, and the dashed bands represent the solid lines ± 1.96 standard errors of the estimators.

Figure 1: Treatment effect as a function of tumor size*

benefits for patients with tumor size in $[-1.2, 1.29] \times 1.7 + 4.8 = [2.8, 7.0]$ cm.

Acknowledgements

Yang is partially supported by the NSF grant DMS 1811245, NCI grant P01 CA142538, NIA grant 1R01AG066883, and NIEHS grant 1R01ES031651. Zeng is partially supported by GM124104, and MH117458. Wang is partially supported by NCI grant P01 CA142538 and NIA grant 1R01AG066883.

References

- Angrist, J. D., Imbens, G. W. and Rubin, D. B. (1996). Identification of causal effects using instrumental variables, *Journal of the American Statistical Association* **91**: 444–455. 1
- Bickel, P. J., Klaassen, C., Ritov, Y. and Wellner, J. (1993). *Efficient and Adaptive Inference in Semiparametric Models*, Johns Hopkins University Press, Baltimore. 1, 2.3, 3.2, S2.1, S2.2, S7.1
- Brown, B. W. and Newey, W. K. (1998). Efficient semiparametric estimation of expectations, *Econometrica* **66**: 453–464. S2.3
- Buchanan, A. L., Hudgens, M. G., Cole, S. R., Mollan, K. R., Sax, P. E., Daar, E. S., Adimora, A. A., Eron, J. J. and Mugavero, M. J. (2018). Generalizing evidence from randomized trials using inverse probability of sampling weights, *J. R. Statist. Soc. A* p. doi: 10.1111/rssa.12357. 1, 2.2
- Chakraborty, B. and Moodie, E. E. (2013). *Statistical Methods for Dynamic Treatment Regimes*, Springer, New York. 2.3

- Chen, D., Hall, P., Müller, H.-G. et al. (2011). Single and multiple index functional regression models with nonparametric link, *The Annals of Statistics* **39**: 1720–1747. 2.3
- Chen, X., Hong, H. and Tarozzi, A. (2008). Semiparametric efficiency in gmm models with auxiliary data, *The Annals of Statistics* **36**: 808–843. 1
- Chernozhukov, V., Chetverikov, D., Demirer, M., Duflo, E., Hansen, C., Newey, W. and Robins, J. (2018). Double/debiased machine learning for treatment and structural parameters, *The Econometrics Journal* **21**: 1–68. 4.1, 4.1
- Collins, F. S. and Varmus, H. (2015). A new initiative on precision medicine, *New England journal of medicine* **372**: 793–795. 1
- Dahabreh, I. J., Robertson, S. E., Tchetgen, E. J., Stuart, E. A. and Hernán, M. A. (2019). Generalizing causal inferences from individuals in randomized trials to all trial-eligible individuals, *Biometrics* **75**: 685–694. 1, 2.2
- Domínguez, M. A. and Lobato, I. N. (2004). Consistent estimation of models defined by conditional moment restrictions, *Econometrica* **72**: 1601–1615. 3.2
- Donoho, D. L. and Liu, R. C. (1991). Geometrizing rates of convergence, III, *The Annals of Statistics* **19**: 668–701. 2.3
- Kallus, N., Puli, A. M. and Shalit, U. (2018). Removing hidden confounding by experimental grounding, *Advances in Neural Information Processing Systems*, pp. 10888–10897. 6
- Kasza, J., Wolfe, R. and Schuster, T. (2017). Assessing the impact of unmeasured confounding for binary outcomes using confounding functions, *International Journal of Epidemiology* **46**: 1303–1311. 1
- Kennedy, E. H. (2016). Semiparametric theory and empirical processes in causal inference, *Statistical Causal Inferences and Their Applications in Public Health Research*, Springer, pp. 141–167. 4.1
- Kuroki, M. and Pearl, J. (2014). Measurement bias and effect restoration in causal inference, *Biometrika* **101**: 423–437. 1
- Lee, D., Yang, S., Dong, L., Wang, X., Zeng, D. and Cai, J. (2021). Improving trial generalizability using observational studies, *Biometrics* p. doi:10.1111/biom.13609. 1

- Li, F., Morgan, K. L. and Zaslavsky, A. M. (2017). Balancing covariates via propensity score weighting, *Journal of the American Statistical Association* p. doi:10.1080/01621459.2016.1260466. 2.3, 1
- Morgensztern, D., Du, L., Waqar, S. N., Patel, A., Samson, P., Devarakonda, S., Gao, F., Robinson, C. G., Bradley, J. and Baggstrom, M. (2016). Adjuvant chemotherapy for patients with T2N0M0 NSCLC, *Journal of Thoracic Oncology* **11**: 1729–1735. 7
- Newey, W. K. (1990). Semiparametric efficiency bounds, *Journal of Applied Econometrics* **5**: 99–135. S2.9
- Pearl, J. and Bareinboim, E. (2011). Transportability of causal and statistical relations: A formal approach, *Data Mining Workshops (ICDMW), 2011 IEEE 11th International Conference on*, IEEE, pp. 540–547. 2.2
- Prentice, R. L., Chlebowski, R. T., Stefanick, M. L., Manson, J. E., Pettinger, M., Hendrix, S. L., Hubbell, F. A., Kooperberg, C., Kuller, L. H. and Lane, D. S. (2008). Estrogen plus progestin therapy and breast cancer in recently postmenopausal women, *American Journal of Epidemiology* **167**: 1207–1216. 1
- Robins, J. M. (1994). Correcting for non-compliance in randomized trials using structural nested mean models, *Comm. Statist. Theory Methods* **23**: 2379–2412. 2.3, 3.2
- Robins, J. M. (2000). Marginal structural models versus structural nested models as tools for causal inference, *Statistical Models in Epidemiology, the Environment, and Clinical Trials*, Springer, New York, pp. 95–133. 3.1
- Robins, J. M., Rotnitzky, A. and Scharfstein, D. O. (1999). Sensitivity analysis for selection bias and unmeasured confounding in missing data and causal inference models, *Statistical Models in Epidemiology, the Environment, and Clinical Trials*, Springer, New York, pp. 1–94. 1, 2.3
- Robins, J. M., Rotnitzky, A. and Zhao, L. P. (1994). Estimation of regression coefficients when some regressors are not always observed, *Journal of the American Statistical Association* **89**: 846–866. 4.1
- Rotnitzky, A., Smucler, E. and Robins, J. M. (2019). Characterization of parameters with a mixed bias property, *arXiv preprint arXiv:1904.03725* . 1, 4.1

- Song, R., Luo, S., Zeng, D., Zhang, H. H., Lu, W. and Li, Z. (2017). Semiparametric single-index model for estimating optimal individualized treatment strategy, *Electronic journal of statistics* **11**(1): 364. 2.3
- Speicher, P. J., Englum, B. R., Ganapathi, A. M., Mulvihill, M. S., Hartwig, M. G., Onaitis, M. W., D’Amico, T. A. and Berry, M. F. (2015). Adjuvant chemotherapy is associated with improved survival after esophagectomy without induction therapy for node-positive adenocarcinoma, *Journal of Thoracic Oncology* **10**: 181–188. 7
- Speicher, P. J., Englum, B. R., Ganapathi, A. M., Wang, X., Hartwig, M. G., D’Amico, T. A. and Berry, M. F. (2017). Traveling to a high-volume center is associated with improved survival for patients with esophageal cancer, *Annals of Surgery* **265**: 743. 7
- Strauss, G. M., Herndon, J. E., II, M. A. M., Johnstone, D. W., Johnson, E. A., Harpole, D. H., Gillenwater, H. H., Watson, D. M., Sugarbaker, D. J. and Schilsky, R. L. (2008). Adjuvant paclitaxel plus carboplatin compared with observation in stage IB non-small-cell lung cancer: CALGB 9633 with the Cancer and Leukemia Group B, Radiation Therapy Oncology Group, and North Central Cancer Treatment Group Study Groups, *Journal of Clinical Oncology* **26**: 5043–5051. 7
- Stuart, E. A., Bradshaw, C. P. and Leaf, P. J. (2015). Assessing the generalizability of randomized trial results to target populations, *Prevention Science* **16**: 475–485. 1
- Stuart, E. A., Cole, S. R., Bradshaw, C. P. and Leaf, P. J. (2011). The use of propensity scores to assess the generalizability of results from randomized trials, *J. R. Statist. Soc. A* **174**: 369–386. 1
- Tian, L., Alizadeh, A., Gentles, A. and Tibshirani, R. (2014). A simple method for estimating interactions between a treatment and a large number of covariates, *Journal of the American Statistical Association* **109**: 1517–1532. 2.3
- Tipton, E. (2013). Improving generalizations from experiments using propensity score subclassification: Assumptions, properties, and contexts, *Journal of Educational and Behavioral Statistics* **38**: 239–266. 1, 2.1
- Tsiatis, A. (2006). *Semiparametric Theory and Missing Data*, Springer, New York. 1, S2.2
- van der Vaart, A. W. (2000). *Asymptotic Statistics*, Cambridge University Press, Cambridge, MA. 4.1

- van der Vaart, A. W. and Wellner, J. A. (1996). *Weak Convergence and Empirical Processes: With Applications to Statistics*, New York: Springer. 4.1
- Vansteelandt, S., Joffe, M. et al. (2014). Structural nested models and g-estimation: The partially realized promise, *Statistical Science* **29**: 707–731. 2.3
- Verde, P. E. and Ohmann, C. (2015). Combining randomized and non-randomized evidence in clinical research: a review of methods and applications, *Research Synthesis Methods* **6**: 45–62. 1
- Weidmann, J. (2012). *Linear operators in Hilbert spaces*, Vol. 68, Springer Science & Business Media. S2.5
- Yang, C.-F. J., Chan, D. Y., Speicher, P. J., Gulack, B. C., Wang, X., Hartwig, M. G., Onaitis, M. W., Tong, B. C., D’Amico, T. A., Berry, M. F. et al. (2016). Role of adjuvant therapy in a population-based cohort of patients with early-stage small-cell lung cancer, *Journal of Clinical Oncology* **34**: 1057. 7
- Yang, S. and Ding, P. (2020). Combining multiple observational data sources to estimate causal effects, *Journal of the American Statistical Association* **115**: 1540–1554. 1
- Yang, S. and Lok, J. J. (2016). A goodness-of-fit test for structural nested mean models, *Biometrika* **103**: 734–741. 2.3, S6
- Yang, S. and Lok, J. J. (2017). Sensitivity analysis for unmeasured confounding in coarse structural nested mean models, *Statistica Sinica* **28**: 1703–1723. 1

Supplementary Material for “Improved Inference for Heterogeneous Treatment Effects Leveraging Trial and Observational Studies Subject to Hidden Confounding” by Yang, Zeng, and Wang

Section S1 provides the proof of Proposition 1. Section S2 develops the semiparametric efficiency theory of the treatment effect. Sections S3, S4 and S5 provide the proofs of Remark 1, Theorems 2 and 3. Section S6 develops a goodness-of-fit test of the structural model assumptions based on the over-identification restrictions. Section S7 establishes the semiparametric efficiency theory of the average treatment effect. Section S8 provides figures from the simulation study. Section S9 presents additional results from the application.

S1 Proof of Proposition 1

To prove (10), we show that $E[H \mid A, X, S = 0]$ does not depend on A . Toward this end, we first show that

$$\begin{aligned} E[Y(0) \mid A, X, S = 0] - E[Y(0) \mid X, S = 0] &= P(1 - A \mid X, S = 0)(2A - 1)\lambda(X) \\ &= P(1 - A \mid X, S = 0)(2A - 1) \{E[Y(0) \mid X, A = 1, S = 0] - E[Y(0) \mid X, A = 0, S = 0]\}. \end{aligned} \quad (S1)$$

It suffices to show (S1) holds for both $A = 0$ and 1.

Considering (S1) for $A = 0$, the left hand side of (S1) becomes

$$\begin{aligned} &E[Y(0) \mid A = 0, X, S = 0] - E[Y(0) \mid X, S = 0] \\ &= E[Y(0) \mid A = 0, X, S = 0] - E[Y(0) \mid A = 0, X, S = 0]P(A = 0 \mid X, S = 0) \\ &\quad - E[Y(0) \mid A = 1, X, S = 0]P(A = 1 \mid X, S = 0) \\ &= -P(A = 1 \mid X, S = 0) \{E[Y(0) \mid A = 1, X, S = 0] - E[Y(0) \mid A = 0, X, S = 0]\}, \end{aligned}$$

which is the right hand side of (S1) with $A = 0$.

Considering (S1) for $A = 1$, the left hand side of (S1) becomes

$$\begin{aligned} &E[Y(0) \mid A = 1, X, S = 0] - E[Y(0) \mid X, S = 0] \\ &= E[Y(0) \mid A = 1, X, S = 0] - E[Y(0) \mid A = 0, X, S = 0]P(A = 0 \mid X, S = 0) \end{aligned}$$

$$\begin{aligned}
& -\mathbb{E}[Y(0) \mid A = 1, X, S = 0]P(A = 1 \mid X, S = 0) \\
= & P(A = 0 \mid X, S = 0) \{ \mathbb{E}[Y(0) \mid A = 1, X, S = 0] - \mathbb{E}[Y(0) \mid A = 0, X, S = 0] \},
\end{aligned}$$

which is the right hand side of (S1) with $A = 1$. Therefore, (S1) holds.

It follows that for H , we have

$$\begin{aligned}
\mathbb{E}[H \mid A, X, S = 0] &= \mathbb{E}[Y - A\mathbb{E}[Y(1) - Y(0) \mid A = 1, X, S = 0] \mid A, X, S = 0] \\
&\quad - \mathbb{E}[P(1 - A \mid X, S = 0)(2A - 1)\lambda(X) \mid A, X, S = 0] \\
= & \mathbb{E}[Y - A\mathbb{E}[Y(1) - Y(0) \mid A = 1, X, S = 0] \mid A, X, S = 0] \\
&\quad - \mathbb{E}\{ \mathbb{E}[Y(0) \mid A, X, S = 0] - \mathbb{E}[Y(0) \mid X, S = 0] \} \mid A, X, S = 0].
\end{aligned}$$

For $A = 0$, we obtain

$$\begin{aligned}
\mathbb{E}[H \mid A = 0, X, S = 0] &= \mathbb{E}[Y \mid A = 0, X, S = 0] \\
&\quad - \{ \mathbb{E}[Y(0) \mid A = 0, X, S = 0] - \mathbb{E}[Y(0) \mid X, S = 0] \} \\
= & \mathbb{E}[Y(0) \mid A = 0, X, S = 0] \\
&\quad - \{ \mathbb{E}[Y(0) \mid A = 0, X, S = 0] - \mathbb{E}[Y(0) \mid X, S = 0] \} \\
= & \mathbb{E}[Y(0) \mid X, S = 0]. \tag{S2}
\end{aligned}$$

For $A = 1$, we obtain

$$\begin{aligned}
& \mathbb{E}[H \mid A = 1, X, S = 0] \\
= & \mathbb{E}[Y - \mathbb{E}[Y(1) - Y(0) \mid A = 1, X, S = 0] \mid A = 1, X, S = 0] \\
&\quad - \mathbb{E}\{ \mathbb{E}[Y(0) \mid A = 1, X, S = 0] - \mathbb{E}[Y(0) \mid X, S = 0] \} \mid A = 1, X, S = 0 \\
= & \mathbb{E}[Y(1) - Y(0) \mid A = 1, X, S = 0] - \mathbb{E}[Y(1) - Y(0) \mid A = 1, X, S = 0] \\
&\quad + \mathbb{E}[Y(0) \mid X, S = 0] \\
= & \mathbb{E}[Y(0) \mid X, S = 0]. \tag{S3}
\end{aligned}$$

Combining (S2) and (S3) leads to $\mathbb{E}[H \mid A = 1, X, S = 0] = \mathbb{E}[H \mid A = 0, X, S = 0]$. Therefore, $\mathbb{E}[H \mid A, X, S = 0] = \mathbb{E}[H \mid X, S = 0]$.

S2 The semiparametric efficiency theory of the heterogeneity of treatment effect and confounding function

S2.1 A roadmap

We consider a regular asymptotically linear (RAL) estimator $\widehat{\psi}$ of ψ_0 :

$$N^{1/2}(\widehat{\psi} - \psi_0) = N^{-1/2}P_N\text{IF}(V) + o_P(1), \quad (\text{S4})$$

where $\text{IF}(V)$ is the influence function of $\widehat{\psi}$, which has zero mean and finite and nonsingular variance. By (S4), the asymptotic variance of $N^{1/2}(\widehat{\psi} - \psi_0)$ is equal to the variance of $\text{IF}(V)$. Consider the Hilbert space \mathcal{H} of all p -dimensional, mean-zero finite variance measurable functions of V , $h(V)$, equipped with the covariance inner product $\langle h_1, h_2 \rangle = \text{E}[h_1(V)^\top h_2(V)]$ and the \mathcal{L}_2 -norm $\|h\|^2 = \text{E}[h(V)^\top h(V)] < \infty$. To construct the efficient estimator for ψ_0 , we follow the geometric approach of Bickel et al. (1993) to derive the semiparametric efficient score for ψ_0 following the road map below.

The density function of a single variable $V = (A, X, Y, S)$ is $f(V) = f(Y | A, X, S)f(A | X, S)f(X, S)$. The parameter of interest ψ_0 satisfies restriction (10) with $H = H_{\psi_0}$, and the nuisance parameter is the nonparametric density functions $f(Y | A, X, S)$, $f(A | X, S)$, and $f(X, S)$. In order to incorporate restriction (10) into the likelihood function directly, we consider an equivalent re-parameterization, and re-express the semiparametric likelihood function; see (S7). Based on the likelihood function, we characterize the nuisance tangent space Λ in the Hilbert space \mathcal{H} ; see Theorem S1. We then express Λ as a direct sum of orthogonal subspaces; see Theorem S2. This effort will be valuable in characterizing the orthogonal complement space of the nuisance tangent space Λ^\perp , which consists of all influence functions; see Theorem S3. The semiparametric efficient score of ψ_0 is thus derived as the projection of the score of ψ_0 onto Λ^\perp ; see Theorem 1.

S2.2 Re-parameterization of likelihood function

We consider an equivalent re-parameterization, in order to incorporate restriction (10) into the likelihood function directly. Toward that end, we decompose H as follows:

$$H = \underbrace{H - \text{E}[H | A, X, S]}_{\epsilon_H = \epsilon_H(H, A, X, S)} + \underbrace{\text{E}[H | A, X, S] - \text{E}[H]}_{Q = Q(A, X, S)} + \text{E}[H], \quad (\text{S5})$$

where $\text{E}[\epsilon_H | A, X, S] = 0$, $\text{E}[Q] = 0$, and ϵ_H and Q are squared integrable. Note that ‘‘squared integrable’’ is a technical condition to ensure that the nuisance score vectors lie in the Hilbert space

\mathcal{H} . Then, the semiparametric model defined by restriction (7) is equivalent to the following re-parameterization

$$H = \epsilon_H + q(X, S) - \mathbb{E}[q(X, S)] + \mathbb{E}[H], \quad \mathbb{E}[\epsilon_H | A, X, S] = 0. \quad (\text{S6})$$

On the one hand, if restriction (10) holds, it implies Q depends only on (X, S) , but not on A . Because $\mathbb{E}[Q] = 0$, we can then express $Q = q(X, S) - \mathbb{E}[q(X, S)]$ with $q(X, S)$ a squared integrable function of (X, S) , so the re-parameterization (S6) exists. On the other hand, if H can be expressed in (S6), H satisfies the restriction (7).

We can write the likelihood function based on a single variable V as

$$\begin{aligned} \mathcal{L}(\psi, \theta; V) &= f(Y | A, X, S)f(A | X, S)f(X, S) \\ &= f(\epsilon_H | A, X, S)f(A | X, S)f(X, S) \frac{\partial \epsilon_H}{\partial Y} \\ &= f(\epsilon_H | A, X, S)f(A | X, S)f(X, S), \end{aligned} \quad (\text{S7})$$

where the last equality follows from

$$\begin{aligned} \epsilon_H &= Y - \tau_{\varphi_0}(X)A - (1 - S)\lambda_{\phi_0}(X)\{A - e(X, S)\} \\ &\quad - \mathbb{E}[H] - \left\{ q(X, S) - \int q(X, S)f(X, S)d\nu(X, S) \right\}, \end{aligned}$$

with $q(X, S)$ a nonparametric function of (X, S) . Because $\mathbb{E}[\epsilon_H | A, X, S] = 0$, we require $\int \epsilon_H f(\epsilon_H | A, X, S)d\nu(\epsilon_H) = 0$, where $\nu(\cdot)$ is a generic measure. After re-parameterization, the nuisance parameter becomes the infinite dimensional set θ consisting of $f(\epsilon_H | A, X, S)$, $f(A | X, S)$, $f(X, S)$, $\mathbb{E}[H]$, and $q(X, S)$.

We assume all the regularity conditions to ensure the existence of the efficient score function of ψ_0 are satisfied, which are mainly continuity conditions for the parameter and the semiparametric model; e.g., we need $\psi = \psi(\theta)$ to be pathwise differentiable with respect to θ (Bickel et al.; 1993; Tsiatis; 2006). These conditions are not restrictive for a typical application problem.

To distinguish nuisance parameters, we re-write the likelihood function as

$$\mathcal{L}(\psi_0, \theta; V) = f_1(\epsilon_H | A, X, S)f_5(A | X, S)f_3(X, S), \quad (\text{S8})$$

where

$$\begin{aligned}\epsilon_H &= Y - \tau_{\varphi_0}(X)A - (1 - S)\lambda_{\phi_0}(X)\{A - e(X, S)\} \\ &\quad - c_4 - \left\{ q_2(X, S) - \int q_2(X, S)f_3(X, S)d\nu(X, S) \right\},\end{aligned}$$

and $\theta = (\theta_1, \dots, \theta_5)$ consists of the nuisance parameters $\theta_1 = f_1(\epsilon_H \mid A, X, S)$, $\theta_2 = q_2(X, S)$, $\theta_3 = f_3(X, S)$, $\theta_4 = c_4$, and $\theta_5 = f_5(A \mid X, S)$. Then, $\epsilon_H = \epsilon_H(\psi_0, \theta_2, \theta_3, \theta_4, \theta_5)$ depends on the parameter of interest ψ_0 and the nuisance parameters $(\theta_2, \theta_3, \theta_4, \theta_5)$. This order for indexing the nuisance parameters makes the characterization of the nuisance tangent space easier.

Theorems S1 and S2 present the characterizations of the nuisance tangent space and its orthogonal complement, respectively. The proofs are followed after stating these results.

Theorem S1 *The nuisance tangent space corresponding to $\theta = (\theta_1, \dots, \theta_5)$ in model (7) is*

$$\Lambda = \Lambda^{(1)} + \Lambda^{(2)} + \Lambda^{(3)} + \Lambda^{(4)} + \Lambda^{(5)},$$

where $\Lambda^{(j)}$ is the nuisance tangent space with respect to θ_j , for $j = 1, \dots, 5$. Define $\Lambda^* = \{\Gamma^* = \Gamma^*(X, S) \in \mathcal{R}^p : \mathbb{E}[\Gamma^*] = 0\}$ and $S_\epsilon = S_\epsilon(\epsilon_H, A, X, S) = \partial \log f_1(\epsilon_H \mid A, X, S) / \partial \epsilon_H \in \mathcal{R}^1$ evaluated at the truth. Then,

$$\begin{aligned}\Lambda^{(1)} &= \{\Gamma^{(1)} = \Gamma^{(1)}(\epsilon_H, A, X, S) \in \mathcal{R}^p : \mathbb{E}[\Gamma^{(1)} \mid A, X, S] = 0, \text{ and } \mathbb{E}[\Gamma^{(1)}\epsilon_H \mid A, X, S] = 0\}, \\ \Lambda^{(2)} &= \{\Gamma^{(2)} = \Gamma^{(2)}(\epsilon_H, A, X, S) = \Gamma^{(2)}(\Gamma^*) = \Gamma^* S_\epsilon \in \mathcal{R}^p : \Gamma^* \in \Lambda^*\}, \\ \Lambda^{(3)} &= \{\Gamma^{(3)} = \Gamma^{(3)}(\epsilon_H, A, X, S) = \Gamma^{(3)}(\Gamma^*) = \Gamma^* + \mathbb{E}[Q\Gamma^*]S_\epsilon \in \mathcal{R}^p : \Gamma^* \in \Lambda^*\}, \\ \Lambda^{(4)} &= \{cS_\epsilon : S_\epsilon = S_\epsilon(\epsilon_H, A, X, S), c \in \mathcal{R}^p\}, \\ \Lambda^{(5)} &= \left\{ \Gamma^{(5)} = \Gamma^{(5)}(A, X, S) - (1 - S)\lambda(X)\Gamma^{(5)}(X, S)S_\epsilon \in \mathcal{R}^p : \mathbb{E}[\Gamma^{(5)}(A, X, S) \mid X, S] = 0, \right. \\ &\quad \left. \Gamma^{(5)}(X, S) = e(X, S)\{1 - e(X, S)\}\{\Gamma^{(5)}(A = 1, X, S) - \Gamma^{(5)}(A = 0, X, S)\} \right\}.\end{aligned}$$

Here and throughout in a slight abuse of notation, we use $\Gamma^{(2)}(\cdot)$ and $\Gamma^{(3)}(\cdot)$ as functions of (ϵ_H, A, X, S) and also as operators on Γ^* , but their meaning should be clear in the context.

Remark S1 *It is important to note that $\Gamma^{(5)}(A, X, S)$ with $\mathbb{E}[\Gamma^{(5)}(A, X, S) \mid X, S] = 0$ is orthogonal to all other subspaces in Λ .*

For simplicity, we define the following notation.

Definition S1 *Let*

$$W = W(A, X, S) = (V[\epsilon_H | A, X, S])^{-1}, \quad (\text{S9})$$

$$T = T(X, S) = E[W | X, S], \quad (\text{S10})$$

$$\epsilon_0 = \epsilon_0(\epsilon_H, A, X, S) = E[W | X, S]^{-1}W\epsilon_H + Q, \quad (\text{S11})$$

$$T^* = E[T^{-1}] = E[E[W | X, S]^{-1}]. \quad (\text{S12})$$

We now express Λ as a direct sum of orthogonal subspaces. This effort will be valuable in characterizing the orthogonal complement space of the nuisance tangent space Λ^\perp .

Theorem S2 *The space Λ can be written as a direct sum of orthogonal subspaces:*

$$\Lambda = \tilde{\Lambda}^{(1)} \oplus \tilde{\Lambda}^{(2)} \oplus \tilde{\Lambda}^{(3)} \oplus \tilde{\Lambda}^{(4)} \oplus \tilde{\Lambda}^{(5)}, \quad (\text{S13})$$

where \oplus denotes a direct sum, and using the notation in Theorem S1 and Definition S1, $\tilde{\Lambda}^{(1)} = \Lambda^{(1)}$,

$$\tilde{\Lambda}^{(2)} = \left\{ \tilde{\Gamma}^{(2)} = \tilde{\Gamma}^{(2)}(\Gamma^*) = \Gamma^*W\epsilon_H : \Gamma^* \in \Lambda^* \right\}, \quad (\text{S14})$$

$$\tilde{\Lambda}^{(3)} = \left\{ \tilde{\Gamma}^{(3)} = \tilde{\Gamma}^{(3)}(\Gamma^*) = \Gamma^* - E[Q\Gamma^*](T^*T)^{-1}W\epsilon_H : \Gamma^* \in \Lambda^* \right\}, \quad (\text{S15})$$

$$\tilde{\Lambda}^{(4)} = \left\{ \tilde{\Gamma}^{(4)} = c\epsilon_0 : c \in \mathcal{R}^p \right\}, \quad (\text{S16})$$

$$\tilde{\Lambda}^{(5)} = \left\{ \tilde{\Gamma}^{(5)} = \Gamma^{(5)}(A, X, S) : E[\Gamma^{(5)}(A, X, S) | X, S] = 0 \right\}. \quad (\text{S17})$$

Theorem S3 (Influence function space) *Suppose Assumptions 1 and 2 hold. The space of the influence function space of ψ_0 is*

$$\Lambda^\perp = \{G(A, X, S; \psi_0, c) = c(A, X, S)\epsilon_{H, \psi_0} : E[c(A, X, S) | X, S] = 0\}. \quad (\text{S18})$$

S2.3 Proof of Theorem S1

For the semiparametric model (7), we specify the likelihood function as given by (S8). In the following, we characterize the tangent space of θ_k for $k = 1, \dots, 5$.

For the nuisance parameter θ_1 , we require that (i) $f_1(\epsilon_H | A, X, S)$ is a nonparametric distribution, and (ii) $\int \epsilon_H f_1(\epsilon_H | A, X, S) d\nu(\epsilon_H) = 0$ because $E[\epsilon_H | A, X, S] = 0$. This leads to a semiparametric

restricted moment model for θ_1 . Following Brown and Newey (1998), the tangent space of θ_1 is $\Lambda^{(1)}$.

For the nuisance parameter θ_2 in the likelihood through $\epsilon_H = \epsilon_H(\psi_0, \theta_2, \theta_3, \theta_4, \theta_5)$ only, the score function is

$$\begin{aligned} \Gamma^{(2)} = \Gamma^{(2)}(\epsilon_H, A, X, S) &= \{\partial \log f(\epsilon_H | A, X, S; \theta_1) / \partial \epsilon_H\} \\ &\quad \times \{-\dot{q}_2(X, S) + \int \dot{q}_2(X, S) f_3(X, S) d\nu(X, S)\}, \end{aligned}$$

where $\dot{q}_2(X, S)$ is an arbitrary function of (X, S) . In a different notation, the score function $\Gamma^{(2)}$ can be written as $\Gamma^* S_\epsilon$, where $S_\epsilon = \partial \log f(\epsilon_H | A, X, S; \theta_1) / \partial \epsilon_H$, $\Gamma^* = \Gamma^*(X, S) = -\dot{q}_2(X, S) + \int \dot{q}_2(X, S) f_3(X, S) d\nu(X, S)$, and $E[\Gamma^*] = 0$. Therefore, the tangent space of θ_2 is $\Lambda^{(2)}$.

For the nuisance parameter θ_3 , the score function is

$$\begin{aligned} \Gamma^{(3)} &= \Gamma^{(3)}(\epsilon_H, A, X, S) = \Gamma^* + \{\partial \log f_1(\epsilon_H | A, X, S) / \partial \epsilon_H\} \times \int q_2(X, S) \Gamma^* d\nu(X, S) \\ &= \Gamma^* + \{\partial \log f_1(\epsilon_H | A, X, S) / \partial \epsilon_H\} \times \int \{q_2(X, S) - E[q_2(X, S)]\} \Gamma^* d\nu(X, S) \\ &= \Gamma^* + \{\partial \log f_1(\epsilon_H | A, X, S) / \partial \epsilon_H\} \times \int Q \Gamma^* d\nu(X, S), \end{aligned}$$

where $\Gamma^* = \Gamma^*(X, S)$ satisfies $E[\Gamma^*] = 0$, the second equality follows because $E[\Gamma^*] = 0$. In a different notation, the score function $\Gamma^{(3)}$ is of the form $\Gamma^* + S_\epsilon E[Q \Gamma^*]$. Therefore, the tangent space of θ_3 is $\Lambda^{(3)}$.

For the nuisance parameter θ_4 in the likelihood through $\epsilon_H = \epsilon_H(\psi_0, \theta_2, \theta_3, \theta_4, \theta_5)$ only, the tangent space of θ_4 is $\Lambda^{(4)}$.

For the nuisance parameter θ_5 , we require that (i) $f_5(A | X, S) = e(X, S)^A \{1 - e(X, S)\}^{1-A}$ is a nonparametric distribution, and (ii) $\epsilon_H = \epsilon_H(\psi, \theta_2, \theta_3, \theta_4, \theta_5)$ depends on θ_5 through $e(X, S)$. Then, the score function is

$$\Gamma^{(5)}(A, X, S) - (1 - S) \lambda(X) \Gamma^{(5)}(X, S) \{\partial \log f_1(\epsilon_H | A, X, S) / \partial \epsilon_H\},$$

where $\Gamma^{(5)}(A, X, S) \in \mathcal{R}^p$ satisfies $E[\Gamma^{(5)}(A, X, S) | X, S] = 0$, and $\Gamma^{(5)}(X, S) = e(X, S) \{1 - e(X, S)\} \{\Gamma^{(5)}(A = 1, X, S) - \Gamma^{(5)}(A = 0, X, S)\}$. The relationship between $\Gamma^{(5)}(X, S)$ and $\Gamma^{(5)}(A, X, S)$ is derived based on $f_5(A | X, S) = e(X, S)^A \{1 - e(X, S)\}^{1-A}$. Therefore, the tangent space of θ_5 is $\Lambda^{(5)}$.

S2.4 Remarks

Remark S2 Because S_ϵ is the score vector with respect to $f_1(\epsilon_H | A, X, S)$, $E[S_\epsilon | A, X, S] = 0$. In addition, because $E[\epsilon_H | A, X, S] = 0$, $E[S_\epsilon \epsilon_H | A, X, S] = -1$.

Remark S3 Because $E[\epsilon_H | A, X, S] = 0$,

$$W = (V[\epsilon_H | A, X, S])^{-1} = (E[\epsilon_H^2 | A, X, S])^{-1}. \quad (\text{S19})$$

S2.5 Overview and Lemmas for the proof of Theorem S2

For $l \geq 1$, let $\oplus_{k=1}^l \tilde{\Lambda}^{(k)} = \tilde{\Lambda}^{(1)} \oplus \dots \oplus \tilde{\Lambda}^{(l)}$ for orthogonal spaces $\tilde{\Lambda}^{(1)}, \dots, \tilde{\Lambda}^{(l)}$. To express $\Lambda = \sum_{k=1}^5 \Lambda^{(k)}$ as a direct sum of orthogonal subspaces, we provide a road map: Define $\tilde{\Lambda}_1 = \Lambda_1$.

(i) Define $\tilde{\Lambda}^{(2)} \equiv \prod [\Lambda^{(2)} | \tilde{\Lambda}^{(1), \perp}]$. We show that $\tilde{\Lambda}^{(2)}$ is the same as in (S14).

(ii) Define $\tilde{\Lambda}^{(3)} \equiv \prod [\Lambda^{(3)} | (\oplus_{k=1}^2 \tilde{\Lambda}^{(k)})^\perp]$. We show that $\tilde{\Lambda}^{(3)}$ is the same as in (S15).

(iii) Define $\tilde{\Lambda}^{(4)} \equiv \prod [\Lambda^{(3)} | (\oplus_{k=1}^3 \tilde{\Lambda}^{(k)})^\perp]$. We show that $\tilde{\Lambda}^{(4)}$ is the same as in (S16).

(iv) Define $\tilde{\Lambda}^{(5)} \equiv \prod [\Lambda^{(5)} | (\oplus_{k=1}^4 \tilde{\Lambda}^{(k)})^\perp]$. We show that $\tilde{\Lambda}^{(5)}$ is the same as in (S17).

To calculate these projections in the above process, we need the following Lemmas.

Lemma S1 (Normal equations) Let Λ be a subspace of a Hilbert space \mathcal{H} equipped with an inner product $\langle \cdot, \cdot \rangle$. Suppose that Λ is defined as $\Lambda = \{\mathcal{O}(\Gamma), \Gamma \in \mathcal{H}\}$, where $\mathcal{O} : \mathcal{H} \rightarrow \mathcal{H}$ is a bounded linear operator. Let \mathcal{O}^* be the adjoint of \mathcal{O} , i.e., for any vectors $h_1, h_2 \in \mathcal{H}$, $\langle \mathcal{O}(h_1), h_2 \rangle = \langle h_1, \mathcal{O}^*(h_2) \rangle$. For a given vector $B \in \mathcal{H}$, because $\prod[B | \Lambda] \in \Lambda$, by the definition of Λ , there exists $\Gamma \in \mathcal{H}$ such that $\prod[B | \Lambda] = \mathcal{O}(\Gamma)$. Then, Γ satisfies the normal equation $\mathcal{O}^*(B) = \mathcal{O}^*\mathcal{O}(\Gamma)$.

See, e.g., Weidmann (2012). Lemma S1 is useful to express a projection $\prod[B | \Lambda]$. By Lemma S1, we only need to find the unique $\Gamma \in \mathcal{H}$ that satisfies the normal equation. Then, $\prod[B | \Lambda] = \mathcal{O}(\Gamma)$.

Lemma S2 (a) For $\Gamma^* S_\epsilon \in \Lambda^{(2)}$, where $S_\epsilon = \partial \log f_1(\epsilon_H | A, X, S) / \partial \epsilon_H$, $\Gamma^* = \Gamma^*(X, S)$ and $E[\Gamma^*] = 0$, we have $\prod[\Gamma^* S_\epsilon | \Lambda^{(1), \perp}] = -\Gamma^* W \epsilon_H$. (b) For cS , where c is a constant, we have $\prod[cS_\epsilon | \Lambda^{(1), \perp}] = -cW \epsilon_H$.

To show (a), we can verify (i) $\Gamma^* W \epsilon_H \in \Lambda^{(1), \perp}$; and (ii) $\Gamma^* S_\epsilon + \Gamma^* W \epsilon_H \in \Lambda^{(1)}$. Similarly, we can show (b).

Lemma S3 For $\Gamma^{(3)}(\Gamma^*) \in \Lambda^{(3)}$, $\prod [\Gamma^{(3)}(\Gamma^*) | \Lambda^{(1),\perp}] = \Gamma^* - \mathbb{E}[Q\Gamma^*]W\epsilon_H$.

To show $\prod [\Gamma^{(3)}(\Gamma^*) | \Lambda^{(1),\perp}] = \prod [\Gamma^* + SE[Q\Gamma^*] | \Lambda^{(1),\perp}] = \Gamma^* - \mathbb{E}[Q\Gamma^*]W\epsilon_H$, we can verify (i) $\Gamma^* - \mathbb{E}[Q\Gamma^*]W\epsilon_H \in \Lambda^{(1),\perp}$, and (ii) $S_e\mathbb{E}[Q\Gamma^*] + \mathbb{E}[Q\Gamma^*]W\epsilon_H \in \Lambda^{(1)}$.

Lemma S4 Let $D^* = d^*(X, S)$, then

$$\prod \left[D^*T^{-1}W\epsilon_H | \tilde{\Lambda}^{(2),\perp} \right] = \mathbb{E}[D^*T^{-1}](T^*T)^{-1}W\epsilon_H,$$

where all the terms are defined in Theorem S2. In particular, by choosing $D^* = cT$, where c is a constant, we have

$$\prod \left[cW\epsilon_H | \tilde{\Lambda}^{(2),\perp} \right] = c(T^*T)^{-1}W\epsilon_H.$$

For any $\tilde{\Gamma}^{(2)} \in \tilde{\Lambda}^{(2)}$, we have $\tilde{\Gamma}^{(2)} = \tilde{\Gamma}^{(2)}(\Gamma^*) = \Gamma^*W\epsilon_H$. By definition of Γ^* , $\Gamma^* = \Gamma^*(X, S)$ and $\mathbb{E}[\Gamma^*] = 0$. Thus, Γ^* can be written as $\mathcal{O}_1(B) := \mathbb{E}[B | X, S] - \mathbb{E}[B]$, for some $B = b(V) \in \mathcal{H}$. For convenience of notation, let $\mathcal{O}_2(\cdot)$ denote $\tilde{\Gamma}^{(2)}(\cdot)$. We can show that the adjoint operators are $\mathcal{O}_1^* = \mathcal{O}_1$ and $\mathcal{O}_2^* = \mathcal{O}_2$. Then, we can rewrite $\tilde{\Gamma}^{(2)} = \mathcal{O}_2\mathcal{O}_1(B)$, for some $B = b(V) \in \mathcal{H}$. The adjoint operator of $\mathcal{O} := \mathcal{O}_2\mathcal{O}_1$ is $\mathcal{O}^* = \mathcal{O}_1^*\mathcal{O}_2^* = \mathcal{O}_1\mathcal{O}_2$.

By Lemma S1 with $\mathcal{O} = \mathcal{O}_2\mathcal{O}_1$, we have

$$\prod \left[D^*T^{-1}W\epsilon_H | \tilde{\Lambda}^{(2)} \right] = \Gamma^*W\epsilon_H, \quad (\text{S20})$$

where Γ^* satisfies the normal equation:

$$\mathcal{O}_1^*\mathcal{O}_2^*\mathcal{O}_2\mathcal{O}_1(\Gamma^*) = \mathcal{O}_1^*\mathcal{O}_2^*(D^*T^{-1}W\epsilon_H). \quad (\text{S21})$$

The solution Γ^* to the normal equation (S21) is $\Gamma^* = T^{-1}\{D^* - (T^*)^{-1}\mathbb{E}[T^{-1}D^*]\}$.

Finally, plugging in the expression of Γ^* into (S20) proves Lemma S4.

Lemma S5 Let $D = d(X, S)$ with $\mathbb{E}[D] = 0$. Then, $\prod \left[D | \tilde{\Lambda}^{(3),\perp} \right] = \mathbb{E}[QD](V[\epsilon_0])^{-1}\epsilon_0$.

For any $\tilde{\Gamma}^{(3)} \in \tilde{\Lambda}^{(3)}$, we have $\tilde{\Gamma}^{(3)} = \tilde{\Gamma}^{(3)}(\Gamma^*) = \Gamma^* - \mathbb{E}[Q\Gamma^*](T^*T)^{-1}W\epsilon_H$, where $\Gamma^* = \Gamma^*(X, S)$ and $\mathbb{E}[\Gamma^*] = 0$. Thus, we can rewrite $\tilde{\Gamma}^{(3)} = \mathcal{O}(B)$ for some $B = b(V) \in \mathcal{H}$, where $\mathcal{O}(B) = \mathcal{O}_3\mathcal{O}_1(B)$ with $\mathcal{O}_1(B) := \mathbb{E}[B | X, S] - \mathbb{E}[B]$ and $\mathcal{O}_3(B) := \tilde{\Gamma}^{(3)}(B)$. Similar in the proof of Lemma S4, we can show that $\mathcal{O}_1^* = \mathcal{O}_1$. Moreover, for any $B_2 \in \mathcal{H}$,

$$\mathcal{O}_3^*(B_2) = B_2 - \mathbb{E}[B_2(T^*T)^{-1}W\epsilon_H]Q. \quad (\text{S22})$$

Now by Lemma S1, $\prod [D \mid \tilde{\Lambda}^{(3)}] = \tilde{\Gamma}^{(3)}(\Gamma^*)$, where Γ^* satisfies the normal equation:

$$\mathcal{O}^* \mathcal{O}(\Gamma^*) = \mathcal{O}^*(D). \quad (\text{S23})$$

By the normal equation (S23), we then have $D = \Gamma^* + \text{E}[Q\Gamma^*](T^*)^{-1}Q$, which leads to

$$\tilde{\Gamma}^{(3)}(\Gamma^*) = D - \text{E}[Q\Gamma^*](T^*)^{-1}\epsilon_0. \quad (\text{S24})$$

Therefore, from (S23),

$$\prod [D \mid \tilde{\Lambda}^{(3),\perp}] = D - \tilde{\Gamma}^{(3)}(\Gamma^*) = \text{E}[QD](\text{V}[\epsilon_0])^{-1}\epsilon_0,$$

where the second equality follows from (S24).

Lemma S6 *Let $G = g(A, X, S)$, then*

$$\prod [GW\epsilon_H \mid (\tilde{\Lambda}^{(2)} + \tilde{\Lambda}^{(3)})^\perp] = \mathcal{L}_1 + \mathcal{L}_2,$$

where $\mathcal{L}_1 = (G - T^{-1}\text{E}[GW \mid X, S])W\epsilon_H$ and $\mathcal{L}_2 = G_0(\text{V}[\epsilon_0])^{-1}\epsilon_0$ with

$$G_0 = \text{E}[GWT^{-1}]. \quad (\text{S25})$$

Moreover, if G is not a function of A , then $\mathcal{L}_1 = 0$. In particular with $G = \Gamma^*$, which is not a function of A , then

$$\prod [\Gamma^*W\epsilon_H \mid (\tilde{\Lambda}^{(2)} + \tilde{\Lambda}^{(3)})^\perp] = 0.$$

Let $\hat{\Lambda}^{(2)} \equiv \{\hat{\Gamma}^{(2)}(B) = BW\epsilon_H : B = b(X, S)\}$. Because $\tilde{\Lambda}^{(2)} \subset \hat{\Lambda}^{(2)}$, we have $\hat{\Lambda}^{(2),\perp} \subset \tilde{\Lambda}^{(2),\perp}$. We will show in the proof of Theorem S2 that any vector in $\tilde{\Lambda}^{(2)}$ is constructed as a projection onto $\tilde{\Lambda}^{(3),\perp}$, and therefore by construction, $\tilde{\Lambda}^{(2)} \perp \tilde{\Lambda}^{(3)}$. Now, we can express

$$\begin{aligned} \prod [GW\epsilon_H \mid (\tilde{\Lambda}^{(2)} + \tilde{\Lambda}^{(3)})^\perp] &= \underbrace{\prod [\prod [GW\epsilon_H \mid \hat{\Lambda}^{(2),\perp}] \mid \tilde{\Lambda}^{(3),\perp}]}_{\mathcal{L}_1} \\ &\quad + \underbrace{\prod [\prod [\prod [GW\epsilon_H \mid \hat{\Lambda}^{(2)}] \mid \tilde{\Lambda}^{(2),\perp}] \mid \tilde{\Lambda}^{(3),\perp}]}_{\mathcal{L}_2}. \end{aligned} \quad (\text{S26})$$

To evaluate \mathcal{L}_1 , note that

$$\prod [GW\epsilon_H \mid \widehat{\Lambda}^{(2)}] = E[GW \mid X, S]T^{-1}W\epsilon_H, \quad (\text{S27})$$

because (i) $E[GW \mid X, S]T^{-1}$ is a function of (X, S) , so $E[GW \mid X, S]T^{-1}W\epsilon_H \in \widehat{\Lambda}^{(2)}$, and (ii) for any $\widehat{\Gamma}^{(2)}(B) = BW\epsilon_H \in \widehat{\Lambda}^{(2)}$, where $B = b(X, S)$, $E[\{G - E[GW \mid X, S]T^{-1}\}W\epsilon_H \times \widehat{\Gamma}^{(2)}(B)] = 0$. Consequently,

$$\begin{aligned} \mathcal{L}_1 &= \prod [GW\epsilon_H - \prod [GW\epsilon_H \mid \widehat{\Lambda}^{(2)}] \mid \widetilde{\Lambda}^{(3),\perp}] \\ &= \prod [GW\epsilon_H - E[GW \mid X, S]T^{-1}W\epsilon_H \mid \widetilde{\Lambda}^{(3),\perp}] \end{aligned} \quad (\text{S28})$$

$$= GW\epsilon_H - E[GW \mid X, S]T^{-1}W\epsilon_H, \quad (\text{S29})$$

where the last equality follows because $GW\epsilon_H - E[GW \mid X, S]T^{-1}W\epsilon_H \in \widetilde{\Lambda}^{(3),\perp}$.

To evaluate \mathcal{L}_2 , we have

$$\begin{aligned} \mathcal{L}_2 &= \prod \left[\prod \left[\prod [GW\epsilon_H \mid \widehat{\Lambda}^{(2)}] \mid \widetilde{\Lambda}^{(2),\perp} \right] \mid \widetilde{\Lambda}^{(3),\perp} \right] \\ &= \prod \left[E[E[GW \mid X, S]T^{-1}](T^*T)^{-1}W\epsilon_H \mid \widetilde{\Lambda}^{(3),\perp} \right] \\ &= \prod \left[E[GW T^{-1}](T^*T)^{-1}W\epsilon_H \mid \widetilde{\Lambda}^{(3),\perp} \right] \\ &:= E[GW T^{-1}](V[\epsilon_0])^{-1}\epsilon_0 \end{aligned} \quad (\text{S30})$$

where the first equality follows from (S27), the second equality follows by applying Lemma S4 with $D^* = E[GW \mid X, S]$, and the last equality follows by applying the normal equation technique.

Together, (S26), (S29) and (S30) prove Lemma S6.

S2.6 Proof of Theorem S2

We show (S13) step by step following the road map in Section S2.5.

First, we show that $\prod [\Lambda^{(2)} \mid \widetilde{\Lambda}^{(1),\perp}]$ is the same as $\widetilde{\Lambda}^{(2)}$ in (S14). By definition of $\Lambda^{(2)}$, for any $\Gamma^{(2)} \in \Lambda^{(2)}$, by Lemma S2, $\prod [\Gamma^{(2)} \mid \widetilde{\Lambda}^{(1),\perp}] = \prod [\Gamma^* S \mid \widetilde{\Lambda}^{(1),\perp}] = -\Gamma^* W\epsilon_H$. Therefore, $\widetilde{\Lambda}^{(2)}$ is given by (S14).

Second, we show that $\prod \left[\Lambda^{(3)} \mid \left(\bigoplus_{k=1}^2 \widetilde{\Lambda}^{(k)} \right)^\perp \right]$ is the same as $\widetilde{\Lambda}^{(3)}$ in (S15). For any $\Gamma^{(3)} = \Gamma^{(3)}(\Gamma^*) \in \Lambda^{(3)}$, (a) by Lemma S3, we have $\prod [\Gamma^{(3)}(\Gamma^*) \mid \widetilde{\Lambda}^{(1),\perp}] = \Gamma^* - E[Q\Gamma^*]W\epsilon_H$; then (b) by the fact that $\Gamma^* \perp \widetilde{\Lambda}^{(3),\perp}$ and $\prod \left[\Gamma^* - E[Q\Gamma^*]W\epsilon_H \mid \widetilde{\Lambda}^{(3),\perp} \right] = \Gamma^* - E[Q\Gamma^*](T^*T)^{-1}W\epsilon_H$ by Lemma S4. Therefore, $\widetilde{\Lambda}^{(3)}$ is given by (S15).

Third, we show that $\left\{ \prod \left[\Gamma^{(4)} \mid \left(\bigoplus_{k=1}^3 \tilde{\Lambda}^{(k)} \right)^\perp \right] : \Gamma^{(4)} \in \Lambda^{(4)} \right\}$ is the same as $\tilde{\Lambda}^{(4)}$ in (S16). For any $cS \in \Lambda^{(4)}$, (a) by Lemma S2, $\prod [cS \mid \tilde{\Lambda}^{(1),\perp}] = -cW\epsilon_H$; then (b) by Lemma S6, $\prod \left[cW\epsilon_H \mid \left(\tilde{\Lambda}^{(2)} \oplus \tilde{\Lambda}^{(3)} \right)^\perp \right] = cT^*(V[\epsilon_0])^{-1}\epsilon_0$. Therefore, $\tilde{\Lambda}^{(4)}$ is given by (S16).

Finally, we show that $\left\{ \prod \left[\Gamma^{(5)} \mid \left(\bigoplus_{k=1}^4 \tilde{\Lambda}^{(k)} \right)^\perp \right] : \Gamma^{(5)} \in \Lambda^{(5)} \right\}$ is the same as $\tilde{\Lambda}^{(5)}$ in (S17). For any $\Gamma^{(5)} \in \Lambda^{(5)}$, by Lemma S7 in Section S2.7 below, we can show that $(1-S)\lambda(X)\Gamma^{(5)}(X,S)S_\epsilon \in \left(\bigoplus_{k=1}^4 \tilde{\Lambda}^{(k)} \right)^\perp$, so $\prod \left[\Gamma^{(5)} \mid \left(\bigoplus_{k=1}^4 \tilde{\Lambda}^{(k)} \right)^\perp \right] = \Gamma^{(5)}(A, X, S)$. Therefore, $\tilde{\Lambda}^{(5)}$ is given by (S17).

S2.7 Lemma S7 and its proof

For simplicity, we define the following notation.

Definition S2 *Let*

$$\dot{B} = \dot{B}(\epsilon_H, A, X, S) = B - \mathbb{E}[B \mid A, X, S], \quad (\text{S31})$$

$$B^* = B^*(X, S) = \mathbb{E}[B \mid X, S] - \mathbb{E}[B], \quad (\text{S32})$$

$$R = R(A, X, S) = \mathbb{E}[B\epsilon_H \mid A, X, S]. \quad (\text{S33})$$

Lemma S7 *Following the notation in Definitions S1 and S2, for any $B = b(V)$,*

$$\prod \left[B \mid \left(\bigoplus_{k=1}^4 \tilde{\Lambda}^{(k)} \right)^\perp \right] = (R - T^{-1}\mathbb{E}[RW \mid X, S]) W\epsilon_H. \quad (\text{S34})$$

To compute $\prod \left[B \mid \left(\bigoplus_{k=1}^4 \tilde{\Lambda}^{(k)} \right)^\perp \right]$, decompose B into

$$\begin{aligned} B &= \underbrace{B - \mathbb{E}[B \mid A, X, S]}_{\dot{B} = \dot{B}(\epsilon_H, A, X, S)} + \underbrace{\mathbb{E}[B \mid A, X, S] - \mathbb{E}[B \mid X, S]}_{B^{(2)} = B^{(2)}(A, X, S)} \\ &\quad + \underbrace{\mathbb{E}[B \mid X, S] - \mathbb{E}[B]}_{B^* = B^*(X, S)}. \end{aligned}$$

By Remark S1, we have $\prod \left[B^{(2)} \mid \left(\bigoplus_{k=1}^4 \tilde{\Lambda}^{(k)} \right)^\perp \right] = 0$. By Lemma S5, $\prod \left[B^* \mid \left(\bigoplus_{k=1}^4 \tilde{\Lambda}^{(k)} \right)^\perp \right] = 0$.

It then suffices to obtain $\prod \left[\dot{B} \mid \left(\bigoplus_{k=1}^4 \tilde{\Lambda}^{(k)} \right)^\perp \right]$ in (S34) in the following steps:

Step 1. We show that $\prod \left[\dot{B} \mid \Lambda^{(1),\perp} \right] = \mathbb{E}[B\epsilon_H \mid A, X, S]W\epsilon_H$ using the following two facts: (i)

$\mathbb{E}[B\epsilon_H \mid A, X, S]W\epsilon_H \in \Lambda^{(1),\perp}$, and (ii) $\dot{B} - \mathbb{E}[B\epsilon_H \mid A, X, S]W\epsilon_H \in \Lambda^{(1)}$.

Step 2. We show that

$$\begin{aligned} \prod \left[\mathbb{E}[B\epsilon_H \mid A, X, S] W\epsilon_H \mid (\tilde{\Lambda}^{(2)} + \tilde{\Lambda}^{(3)})^\perp \right] &= \prod \left[RW\epsilon_H \mid (\tilde{\Lambda}^{(2)} + \tilde{\Lambda}^{(3)})^\perp \right] \\ &= (R - T^{-1}\mathbb{E}[RW \mid X, S])W\epsilon_H + \mathbb{E}[RWT^{-1}](V[\epsilon_0])^{-1}\epsilon_0, \end{aligned}$$

where first equality follows by the definition of R in (S33), and the second equality follows from Lemma S6.

Step 3. Because $(R - T^{-1}\mathbb{E}[RW \mid X, S])W\epsilon_H \perp \tilde{\Lambda}^{(4)}$ and $\mathbb{E}[RWT^{-1}](V[\epsilon_0])^{-1}\epsilon_0 \in \tilde{\Lambda}^{(4)}$, we have

$$\prod \left[\dot{B} \mid \left(\bigoplus_{k=1}^4 \tilde{\Lambda}^{(k)} \right)^\perp \right] = (R - T^{-1}\mathbb{E}[RW \mid X, S])W\epsilon_H.$$

S2.8 Proof of Theorem S3

By Lemma S7, for any $B = b(V)$,

$$\begin{aligned} \prod [B \mid \Lambda^\perp] &= \prod \left[\prod \left[B \mid \left(\bigoplus_{k=1}^4 \tilde{\Lambda}^{(k)} \right)^\perp \right] \mid \tilde{\Lambda}^{(5),\perp} \right] \\ &= \prod \left[R - T^{-1}\mathbb{E}[RW \mid X, S] W\epsilon_H \mid \tilde{\Lambda}^{(5),\perp} \right] \\ &= R - T^{-1}\mathbb{E}[RW \mid X, S] W\epsilon_H, \end{aligned}$$

where the last equality follows by Remark S1. Therefore, $\prod [B \mid \Lambda^\perp]$ is of the form $c(A, X, S)\epsilon_H$, with $c(A, X, S) = (R - T^{-1}\mathbb{E}[RW \mid X, S])$ and $\mathbb{E}[c(A, X, S) \mid X, S] = 0$.

S2.9 Proof of Theorem 1

Based on Theorem S3, we show that the projection of any $B \in \mathcal{H}$, $\prod [B \mid \Lambda^\perp]$, is of the form $c(A, X, S)\epsilon_{H,\psi_0}$, where $\mathbb{E}[c(A, X, S) \mid X, S] = 0$. Let the score vector of ψ_0 be $s_{\psi_0}(V)$. Then, the semiparametric efficient score of ψ_0 is the projection of $s_{\psi_0}(V)$ onto Λ^\perp , given by

$$\begin{aligned} S_{\psi_0}(V) &= \prod \left[s_{\psi_0}(V) \mid \Lambda^\perp \right] = (\mathbb{E}[s_{\psi_0}(V)\epsilon_{H,\psi_0} \mid A, X, S] \\ &\quad - \mathbb{E}[\mathbb{E}[s_{\psi_0}(V)\epsilon_{H,\psi_0} \mid A, X, S] W \mid X, S] \mathbb{E}[W \mid X, S]^{-1}) W\epsilon_{H,\psi_0} := c^*(A, X, S)\epsilon_{H,\psi_0}. \end{aligned}$$

To evaluate $c^*(A, X, S)$ further, we note that $\mathbb{E}[\epsilon_{H,\psi_0} \mid A, X, S] = 0$. We differentiate this equality with respect to ψ_0 . By the generalized information equality (Newey; 1990), we have $\mathbb{E}[-\partial\epsilon_{H,\psi_0}/\partial\psi \mid A, X, S] + \mathbb{E}[s_{\psi_0}(V)\epsilon_{H,\psi_0} \mid A, X, S] = 0$. Therefore, ignoring the negative sign, we have $c^*(A, X, S)$

as given by

$$\begin{aligned}
c^*(A, X, S) &= \left(\mathbb{E} \left[\frac{\partial \epsilon_{H, \psi_0}}{\partial \psi^\top} \mid A, X, S \right] - \mathbb{E} \left[\frac{\partial \epsilon_{H, \psi_0}}{\partial \psi^\top} W \mid X, S \right] \mathbb{E}[W \mid X, S]^{-1} \right) W \\
&= \begin{pmatrix} \frac{\partial \tau_{\varphi_0}(X)}{\partial \varphi} \\ (1-S) \frac{\partial \lambda_{\phi_0}(X)}{\partial \phi} \end{pmatrix} (A - \mathbb{E}[AW \mid X, S] \mathbb{E}[W \mid X, S]^{-1}) W.
\end{aligned}$$

S3 Proof of Remark 1

We show the results in Remark 1 by two steps. Step 1 is to find the risk function that is related to the efficient score, and Step 2 is to express the risk function in terms of $\{\tau(X), \lambda(X)\}$ and $\{\tau_\varphi(X), \lambda_\phi(X)\}$.

First, define the risk function of (φ, ϕ) as

$$L(\varphi, \phi) = \mathbb{E}_W[Y - A\tau_\varphi(X) - (1-S)\lambda_\phi(X)\epsilon_A - \mathbb{E}_W[H_\psi \mid X, S]]^2. \quad (\text{S35})$$

By the definition of $H_\psi = Y - A\tau_\varphi(X) - (1-S)\lambda_\phi(X)\epsilon_A$, we have

$$\begin{aligned}
L(\varphi, \phi) &= \mathbb{E}_W[Y - \mathbb{E}_W[Y \mid X, S] - \{A - \mathbb{E}_W[A \mid X, S]\}\tau_\varphi(X) \\
&\quad - (1-S)\{A - \mathbb{E}_W[A \mid X, S]\}\lambda_\phi(X)]^2. \quad (\text{S36})
\end{aligned}$$

Based on (S35) and (S36), it is easy to verify that $\partial L(\varphi, \phi)/\partial(\varphi^\top, \phi^\top) = \mathbb{E}[S_\psi(V)]$. Because $\psi_0 = (\varphi_0^\top, \phi_0^\top)^\top$ satisfies that $\mathbb{E}[S_{\psi_0}(V)] = 0$, we have $(\varphi_0, \phi_0) = \arg \min_{\varphi, \phi} L(\varphi, \phi)$.

Second, we express the risk function (S36) in terms of $\{\tau(X), \lambda(X)\}$ and $\{\tau_\varphi(X), \lambda_\phi(X)\}$. By the definition of $H = Y - A\tau(X) - (1-S)\lambda(X)\epsilon_A$ and the property $\mathbb{E}[H \mid A, X, S] = \mathbb{E}[H \mid X, S]$, we write

$$Y = \mathbb{E}[Y(0) \mid X, S] + A\tau(X) + (1-S)\lambda(X)\epsilon_A + \epsilon, \quad (\text{S37})$$

where $\mathbb{E}[\epsilon \mid A, X, S] = \mathbb{E}[\epsilon \mid X, S] = 0$. Combining (S36) and (S37), we evaluate $L(\varphi, \phi)$ as

$$\begin{aligned}
L(\varphi, \phi) &= \mathbb{E}_W[(A - \mathbb{E}_W[A \mid X, S])^2 [\tau(X) - \tau_\varphi(X) + (1-S)\{\lambda(X) - \lambda_\phi(X)\}]^2] \\
&= \mathbb{E}_W[\omega(X, S) [\tau(X) - \tau_\varphi(X) + (1-S)\{\lambda(X) - \lambda_\phi(X)\}]^2],
\end{aligned}$$

where $\omega(X, S) = \mathbb{E}_W[A \mid X, S](1 - \mathbb{E}_W[A \mid X, S])$.

When the putative models $\tau_\varphi(X)$ and $\lambda_\phi(X)$ for $\tau(X)$ and $\lambda(X)$ are correctly specified with the

true parameter values φ_0 and ϕ_0 , we have $\tau(X) = \tau_{\varphi_0}(X)$ and $\lambda(X) = \lambda_{\phi_0}(X)$. Thus, the minimizer of $L(\varphi, \phi)$ is (φ_0, ϕ_0) . This completes the proof of Remark 1.

S4 Proof of Theorem 2

S4.1 Preliminaries

We introduce more notations and useful results to prepare for the proof of Theorem 2. Let “ \rightsquigarrow ” denote weak convergence, and let “ $A \preceq B$ ” denote that A is bounded by a constant times B . Denote $\dot{S}_\psi(V; \vartheta) = \partial S_\psi(V; \vartheta)/\partial \psi$. Denote a set of nuisance functions as $\mathcal{G}_{\vartheta_0} = \{\vartheta : \|\vartheta - \vartheta_0\| < \delta\}$ for some $\delta > 0$ and denote $l^\infty(\mathcal{G}_{\vartheta_0})$ as the collection of all bounded functions $f : \mathcal{G}_{\vartheta_0} \rightarrow \mathcal{R}^p$.

The following lemmas show the asymptotic properties of the empirical process of functions belonging to Donsker classes.

Lemma S8 *Suppose Conditions 2 and 3 in Theorem 2 hold. Then, we have*

$$\sup_{\psi \in \Theta, \vartheta \in \mathcal{G}_{\vartheta_0}} \|\mathbb{P}_N S_\psi(V; \vartheta) - \mathbb{P} S_\psi(V; \vartheta)\|_2 \rightarrow 0$$

in probability as $N \rightarrow \infty$, and

$$\sup_{\psi \in \Theta, \vartheta \in \mathcal{G}_{\vartheta_0}} \|\mathbb{P}_N \dot{S}_\psi(V; \vartheta) - \mathbb{P} \dot{S}_\psi(V; \vartheta)\|_2 \rightarrow 0$$

in probability as $N \rightarrow \infty$.

Lemma S9 *Suppose Conditions 2 and 3 in Theorem 2 hold. Then, we have*

$$N^{1/2}(\mathbb{P}_N - \mathbb{P})S_{\psi_0}(V; \vartheta) \rightsquigarrow Z \in l^\infty(\mathcal{G}_{\vartheta_0}),$$

where the limiting process $Z = \{Z(\vartheta) : \vartheta \in \mathcal{G}_{\vartheta_0}\}$ is a mean-zero multivariate Gaussian process, and the sample paths of Z belong to $\{z \in l^\infty(\mathcal{G}_{\vartheta_0}) : z \text{ is uniformly continuous with respect to } \|\cdot\|\}$.

S4.2 Proof of Theorem 2

First, we show the consistency of $\widehat{\psi}$. Toward this end, we show $\|\mathbb{P} S_{\widehat{\psi}}(V; \vartheta_0)\|_2 \rightarrow 0$. We bound $\|\mathbb{P} S_{\widehat{\psi}}(V; \vartheta_0)\|_2$ by

$$\|\mathbb{P} S_{\widehat{\psi}}(V; \vartheta_0)\|_2 \leq \|\mathbb{P} S_{\widehat{\psi}}(V; \vartheta_0) - \mathbb{P} S_{\widehat{\psi}}(V; \widehat{\vartheta})\|_2 + \|\mathbb{P} S_{\widehat{\psi}}(V; \widehat{\vartheta})\|_2$$

$$\begin{aligned}
&= \|PS_{\widehat{\psi}}(V; \vartheta_0) - PS_{\widehat{\psi}}(V; \widehat{\vartheta})\|_2 + \|PS_{\widehat{\psi}}(V; \widehat{\vartheta}) - P_N S_{\widehat{\psi}}(V; \widehat{\vartheta})\|_2 \\
&\leq \|PS_{\widehat{\psi}}(V; \vartheta_0) - PS_{\widehat{\psi}}(V; \widehat{\vartheta})\|_2 \\
&\quad + \sup_{\psi \in \Theta, \vartheta \in \mathcal{G}_{\vartheta_0}} \|P_N S_{\psi}(V; \vartheta) - PS_{\psi}(V; \vartheta)\|_2.
\end{aligned} \tag{S38}$$

Both terms in (S38) are $o_P(1)$ as shown below. By the Taylor expansion, we have

$$\begin{aligned}
\|S_{\widehat{\psi}}(V; \vartheta_0) - S_{\widehat{\psi}}(V; \widehat{\vartheta})\|_2 &= \left\| \left. \frac{\partial S_{\psi}(V; \vartheta)}{\partial \vartheta^T} \right|_{\psi=\widehat{\psi}, \vartheta=\widetilde{\vartheta}} (\widehat{\vartheta} - \vartheta_0) \right\|_2 \\
&\leq \left\| \left. \frac{\partial S_{\psi}(V; \vartheta)}{\partial \vartheta^T} \right|_{\psi=\widehat{\psi}, \vartheta=\widetilde{\vartheta}} \right\|_2 \times \|\widehat{\vartheta} - \vartheta_0\|_2,
\end{aligned}$$

where $\widetilde{\vartheta}$ lies in the segment between $\widehat{\vartheta}$ and ϑ_0 . By the Cauchy–Schwartz inequality, we have

$$\begin{aligned}
\|PS_{\widehat{\psi}}(V; \vartheta_0) - PS_{\widehat{\psi}}(V; \widehat{\vartheta})\|_2 &\leq P \|S_{\widehat{\psi}}(V; \vartheta_0) - S_{\widehat{\psi}}(V; \widehat{\vartheta})\|_2 \\
&\leq P \left\{ \left\| \left. \frac{\partial S_{\widehat{\psi}}(V; \vartheta)}{\partial \vartheta^T} \right|_{\vartheta=\widetilde{\vartheta}} \right\|_2 \times \|\widehat{\vartheta} - \vartheta_0\|_2 \right\} \\
&\leq \left\{ E \left\| \left. \frac{\partial S_{\widehat{\psi}}(V; \vartheta)}{\partial \vartheta^T} \right|_{\vartheta=\widetilde{\vartheta}} \right\|_2^2 \right\}^{1/2} \times \left\{ E \|\widehat{\vartheta} - \vartheta_0\|_2^2 \right\}^{1/2} \\
&\preceq \|\widehat{\vartheta} - \vartheta_0\|_2 \\
&= o_P(1).
\end{aligned} \tag{S39}$$

By Lemma S8, we have

$$\sup_{\psi \in \Theta, \vartheta \in \mathcal{G}_{\vartheta_0}} \|P_N S_{\psi}(V; \vartheta) - PS_{\psi}(V; \vartheta)\|_2 \rightarrow 0 \tag{S40}$$

in probability as $N \rightarrow \infty$. Plugging (S39) and (S40) into (S38) leads to $\|PS_{\widehat{\psi}}(V; \vartheta_0)\|_2 = o_P(1)$.

Now, by Condition 1, $\|\widehat{\psi} - \psi_0\|_2 = o_P(1)$.

Second, we show the asymptotic distribution of $\widehat{\psi}$. By the Taylor expansion of $N^{1/2} P_N S_{\widehat{\psi}}(V; \widehat{\vartheta}) = 0$, we have

$$0 = N^{1/2} P_N S_{\psi_0}(V; \widehat{\vartheta}) + \{P_N \dot{S}_{\widetilde{\psi}}(V; \widehat{\vartheta})\} N^{1/2} (\widehat{\psi} - \psi_0),$$

where $\widetilde{\psi}$ lies in the segment between $\widehat{\psi}$ and ψ_0 . By Lemma S8, we have

$$\sup_{\psi \in \Theta, \vartheta \in \mathcal{G}_{\vartheta_0}} \|P_N \dot{S}_{\psi}(V; \vartheta) - P \dot{S}_{\psi}(V; \vartheta)\|_2 \rightarrow 0$$

in probability as $N \rightarrow \infty$. Because $\tilde{\psi} \rightarrow \psi_0$ and $\hat{\vartheta} \rightarrow \vartheta_0$, we have

$$P_N \dot{S}_{\tilde{\psi}}(V; \hat{\vartheta}) \rightarrow \Psi = P \dot{S}_{\psi_0}(V; \vartheta_0)$$

in probability as $N \rightarrow \infty$. Thus, we have

$$N^{1/2}(\hat{\psi} - \psi_0) = -\Psi^{-1} N^{1/2} P_N S_{\psi_0}(V; \hat{\vartheta}) + o_P(1). \quad (\text{S41})$$

We express

$$P_N S_{\psi_0}(V; \hat{\vartheta}) = (P_N - P) S_{\psi_0}(V; \hat{\vartheta}) + P S_{\psi_0}(V; \hat{\vartheta}), \quad (\text{S42})$$

and show that

$$P S_{\psi_0}(V; \hat{\vartheta}) = o_P(N^{-1/2}), \quad (\text{S43})$$

$$(P_N - P) S_{\psi_0}(V; \hat{\vartheta}) = (P_N - P) S_{\psi_0}(V; \vartheta_0) + o_P(N^{-1/2}). \quad (\text{S44})$$

To show (S43), we denote $c(X, S) = (\partial \tau_{\varphi_0}(X) / \partial \varphi^T, (1-S) \partial \lambda_{\phi_0}(X) / \partial \phi^T)^T$ for simplicity and evaluate $P S_{\psi_0}(V; \hat{\vartheta})$ explicitly as

$$\begin{aligned} & P S_{\psi_0}(V; \hat{\vartheta}) \\ &= \text{E} \left[c(X, S) \left(A \{\hat{\sigma}^2(A, X, S)\}^{-1} - \{\hat{\sigma}^2(1, X, S)\}^{-1} \hat{e}(X, S) \hat{\text{E}}[\widehat{W} \mid X, S]^{-1} \widehat{W} \right) \hat{e}_{H, \psi_0} \right] \\ &= \text{E} \left[c(X, S) \left(\{\hat{\sigma}^2(1, X, S)\}^{-1} e(X, S) - \{\hat{\sigma}^2(1, X, S)\}^{-1} \hat{e}(X, S) \hat{\text{E}}[\widehat{W} \mid X, S]^{-1} \widehat{W} \right) \right. \\ &\quad \times [\mu(X, S) - \hat{\mu}(X, S) - (1-S) \lambda_{\phi_0}(X) \{e(X, S) - \hat{e}(X, S)\}] \left. \right] \\ &= \text{E} \left[c(X, S) \left(\{\hat{\sigma}^2(1, X, S)\}^{-1} \{e(X, S) - \hat{e}(X, S)\} \right. \right. \\ &\quad \left. \left. - \{\hat{\sigma}^2(1, X, S)\}^{-1} \hat{e}(X, S) \hat{\text{E}}[\widehat{W} \mid X, S]^{-1} (\widehat{W} - \hat{\text{E}}[\widehat{W} \mid X, S]) \right) \right. \\ &\quad \times [\mu(X, S) - \hat{\mu}(X, S) - (1-S) \lambda_{\phi_0}(X) \{e(X, S) - \hat{e}(X, S)\}] \left. \right] \\ &= \text{E} \left[c(X, S) \left(\{\hat{\sigma}^2(1, X, S)\}^{-1} \{e(X, S) - \hat{e}(X, S)\} \right. \right. \\ &\quad \left. \left. - \{\hat{\sigma}^2(1, X, S)\}^{-1} \hat{e}(X, S) \hat{\text{E}}[\widehat{W} \mid X, S]^{-1} \{\hat{\sigma}^2(1, X, S)\}^{-1} \{e(X, S) - \hat{e}(X, S)\} \right. \right. \\ &\quad \left. \left. + \{\hat{\sigma}^2(1, X, S)\}^{-1} \hat{e}(X, S) \hat{\text{E}}[\widehat{W} \mid X, S]^{-1} \{\hat{\sigma}^2(0, X, S)\}^{-1} \{e(X, S) - \hat{e}(X, S)\} \right) \right. \\ &\quad \left. \times [\mu(X, S) - \hat{\mu}(X, S) - (1-S) \lambda_{\phi_0}(X) \{e(X, S) - \hat{e}(X, S)\}] \right]. \end{aligned}$$

Applying the Cauchy–Schwartz inequality and Condition 5, we have

$$\begin{aligned}
& \|PS_{\psi_0}(V; \widehat{\vartheta})\|_2 \\
\leq & \text{E} \left[\|c(X, S) (\{\widehat{\sigma}^2(1, X, S)\}^{-1} \{e(X, S) - \widehat{e}(X, S)\} \right. \\
& \quad - \{\widehat{\sigma}^2(1, X, S)\}^{-1} \widehat{e}(X, S) \widehat{\text{E}}[\widehat{W} \mid X, S]^{-1} \{\widehat{\sigma}^2(1, X, S)\}^{-1} \{e(X, S) - \widehat{e}(X, S)\} \\
& \quad \left. + \{\widehat{\sigma}^2(1, X, S)\}^{-1} \widehat{e}(X, S) \widehat{\text{E}}[\widehat{W} \mid X, S]^{-1} \{\widehat{\sigma}^2(0, X, S)\}^{-1} \{e(X, S) - \widehat{e}(X, S)\} \right] \\
& \quad \times [\mu(X, S) - \widehat{\mu}(X, S) - (1 - S)\lambda_{\phi_0}(X) \{e(X, S) - \widehat{e}(X, S)\}] \|_2. \\
\preceq & (\text{E}[\{e(X, S) - \widehat{e}(X, S)\}^2] \times \text{E}[\{\mu(X, S) - \widehat{\mu}(X, S)\}^2 + \{e(X, S) - \widehat{e}(X, S)\}^2])^{1/2} \\
= & \{ \|\widehat{\mu}(X, S) - \mu(X, S)\| \times \|\widehat{e}(X, S) - e(X, S)\| + \|\widehat{e}(X, S) - e(X, S)\|^2 \} \\
= & o_{\text{P}}(N^{-1/2}).
\end{aligned}$$

To show (S44), Lemma S9 leads to

$$N^{1/2}(\text{P}_N - \text{P})S_{\psi_0}(V; \vartheta) \rightsquigarrow Z \in l^\infty(\mathcal{G}_{\vartheta_0}),$$

as $N \rightarrow \infty$. Combining with the fact that $\|\widehat{\vartheta} - \vartheta_0\| = o_{\text{P}}(1)$, we have

$$\begin{pmatrix} N^{1/2}(\text{P}_N - \text{P})S_{\psi_0}(V; \vartheta) \\ \widehat{\vartheta} \end{pmatrix} \rightsquigarrow \begin{pmatrix} Z \\ \vartheta_0 \end{pmatrix}$$

in $l^\infty(\mathcal{G}_{\vartheta_0}) \times \mathcal{G}_{\vartheta_0}$ as $N \rightarrow \infty$. Define a function $s : l^\infty(\mathcal{G}_{\vartheta_0}) \times \mathcal{G}_{\vartheta_0} \mapsto \mathcal{R}^p$ by $s(z, \vartheta) = z(\vartheta) - z(\vartheta_0)$, which is continuous for all (z, ϑ) where $\vartheta \mapsto z(\vartheta)$ is continuous. By Lemma S9, all sample paths of Z are continuous on $\mathcal{G}_{\vartheta_0}$, and thus, $s(z, \vartheta)$ is continuous for (Z, ϑ) . By the Continuous-Mapping Theorem,

$$s(Z, \widehat{\vartheta}) = (\text{P}_N - \text{P})S_{\psi_0}(V; \widehat{\vartheta}) - (\text{P}_N - \text{P})S_{\psi_0}(V; \vartheta_0) \rightsquigarrow s(Z, \vartheta_0) = 0.$$

Thus, (S44) holds. Plugging (S42)–(S44) into (S41), we have

$$\begin{aligned}
N^{1/2}(\widehat{\psi} - \psi_0) &= -\Psi^{-1}N^{1/2}\{(\text{P}_N - \text{P})S_{\psi_0}(V; \vartheta_0)\} + o_{\text{P}}(1). \\
&\rightarrow \mathcal{N}\{0, (\Psi^{-1})^\text{T} \text{E}[S_{\psi_0}(V; \vartheta_0)^{\otimes 2}] \Psi^{-1}\}, \tag{S45}
\end{aligned}$$

in distribution as $N \rightarrow \infty$. If $\|\widehat{\sigma}(A, X, S) - \sigma(A, X, S)\| = o_{\text{P}}(1)$, $S_{\psi_0}(V; \vartheta_0)$ becomes the efficient

score $S_{\psi_0}(V)$. Thus, the asymptotic variance in (S45) achieves the efficiency bound. This completes the proof of Theorem 2.

S5 Proof of Theorem 3

We compare the asymptotic variance of $\widehat{\varphi}_{\text{rct}}$ and $\widehat{\varphi}$. To simplify the proof, define the following expression:

$$\begin{aligned}
\Gamma_{1,\text{rct}} &= \mathbb{E} \left[S \left\{ \frac{\partial \tau_{\varphi_0}(X)}{\partial \varphi} \right\}^{\otimes 2} (A - \mathbb{E}[AW | X, S] \mathbb{E}[W | X, S]^{-1}) \{A - e(X, S)\} W \right], \\
&= \mathbb{E} \left[S \left\{ \frac{\partial \tau_{\varphi_0}(X)}{\partial \varphi} \right\}^{\otimes 2} (A - \mathbb{E}[AW | X, S] \mathbb{E}[W | X, S]^{-1}) AW \right] \\
&\quad - \mathbb{E} \left[S \left\{ \frac{\partial \tau_{\varphi_0}(X)}{\partial \varphi} \right\}^{\otimes 2} (AW - \mathbb{E}[AW | X, S] \mathbb{E}[W | X, S]^{-1} W) e(X, S) \right] \\
&= \mathbb{E} \left[S \left\{ \frac{\partial \tau_{\varphi_0}(X)}{\partial \varphi} \right\}^{\otimes 2} (A - \mathbb{E}[AW | X, S] \mathbb{E}[W | X, S]^{-1})^2 W \right], \\
\Gamma_{1,\text{rwd}} &= \mathbb{E} \left[(1 - S) \left\{ \frac{\partial \tau_{\varphi_0}(X)}{\partial \varphi} \right\}^{\otimes 2} (A - \mathbb{E}[AW | X, S] \mathbb{E}[W | X, S]^{-1})^2 W \right],
\end{aligned}$$

$$\begin{aligned}
\Gamma_1 &= \Gamma_{1,\text{rct}} + \Gamma_{1,\text{rwd}}, \\
\Gamma_{12} &= \mathbb{E} \left[(1 - S) \frac{\partial \tau_{\varphi_0}(X)}{\partial \varphi} \frac{\partial \lambda_{\phi_0}(X)}{\partial \phi^{\text{T}}} (A - \mathbb{E}[AW | X, S] \mathbb{E}[W | X, S]^{-1})^2 W \right], \\
\Gamma_2 &= \mathbb{E} \left[(1 - S) \left\{ \frac{\partial \lambda_{\phi_0}(X)}{\partial \phi} \right\}^{\otimes 2} (A - \mathbb{E}[AW | X, S] \mathbb{E}[W | X, S]^{-1})^2 W \right].
\end{aligned}$$

Also, we denote

$$\begin{aligned}
S_{N,1}(\psi) &= N^{-1} \sum_{i \in \text{AUB}} \frac{\partial \tau_{\varphi}(X_i)}{\partial \varphi} (A_i - \mathbb{E}[AW | X_i, S_i] \mathbb{E}[W | X_i, S_i]^{-1}) W_i \\
&\quad \times (Y_i - \mathbb{E}[Y_i | X_i, S_i] - \tau_{\psi}(X_i) \{A_i - e(X_i, S_i)\} - (1 - S_i) \lambda_{\phi}(X_i) \{A_i - e(X_i, S_i)\}),
\end{aligned}$$

and

$$\begin{aligned}
S_{N,2}(\psi) &= N^{-1} \sum_{i \in \text{AUB}} \frac{\partial \lambda_{\phi}(X_i)}{\partial \phi} (1 - S_i) (A_i - \mathbb{E}[AW | X_i, S_i] \mathbb{E}[W | X_i, S_i]^{-1}) W_i \\
&\quad \times (Y_i - \mathbb{E}[Y_i | X_i, S_i] - \tau_{\psi}(X_i) \{A_i - e(X_i, S_i)\} - (1 - S_i) \lambda_{\phi}(X_i) \{A_i - e(X_i, S_i)\}).
\end{aligned}$$

Then

$$\begin{aligned} \mathbf{V}[S_{N,1}(\psi_0)] &= N^{-1} \times \Gamma_1, \quad \mathbf{V}[S_{N,2}(\psi_0)] = N^{-1} \times \Gamma_2, \\ \text{cov}[S_{N,1}(\psi_0), S_{N,2}(\psi_0)^\top] &= N^{-1} \times \Gamma_{12}. \end{aligned} \tag{S46}$$

By the Taylor expansion, we have

$$\begin{aligned} \hat{\psi} - \psi_0 &= \begin{pmatrix} \Gamma_1 & \Gamma_{12} \\ \Gamma_{12}^\top & \Gamma_2 \end{pmatrix}^{-1} \begin{pmatrix} S_{N,1}(\psi_0) \\ S_{N,2}(\psi_0) \end{pmatrix} + o_P(N^{-1/2}) \\ &= \begin{pmatrix} \Sigma_1 & \Sigma_{12} \\ \Sigma_{12}^\top & \Sigma_2 \end{pmatrix} \begin{pmatrix} S_{N,1}(\psi_0) \\ S_{N,2}(\psi_0) \end{pmatrix} + o_P(N^{-1/2}), \end{aligned} \tag{S47}$$

where

$$\begin{pmatrix} \Sigma_1 & \Sigma_{12} \\ \Sigma_{12}^\top & \Sigma_2 \end{pmatrix} = \begin{pmatrix} \Gamma_1 & \Gamma_{12} \\ \Gamma_{12}^\top & \Gamma_2 \end{pmatrix}^{-1}.$$

Equivalently, we have

$$\Sigma_1 \Gamma_1 + \Sigma_{12} \Gamma_{12}^\top = I_{p \times p}, \tag{S48}$$

$$\Sigma_1 \Gamma_{12} + \Sigma_{12} \Gamma_2 = 0_{p \times p}, \tag{S49}$$

and therefore,

$$\begin{aligned} \Sigma_1 \Gamma_1 + \Sigma_{12} \Gamma_{12}^\top &= I_{p \times p}, \\ \Sigma_1 \Gamma_{12} \Gamma_2^{-1} \Gamma_{12}^\top + \Sigma_{12} \Gamma_{12}^\top &= 0_{p \times p}. \end{aligned} \tag{S50}$$

By (S50), we can solve $\Sigma_1 = (\Gamma_1 - \Gamma_{12} \Gamma_2^{-1} \Gamma_{12}^\top)^{-1}$.

Now continuing from (S47), we have

$$\hat{\varphi} - \varphi_0 = \Sigma_1 S_{N,1}(\psi_0) + \Sigma_{12} S_{N,2}(\psi_0) + o_P(N^{-1/2}),$$

and therefore,

$$\begin{aligned} \mathbf{V}[\hat{\varphi} - \varphi_0] &= \Sigma_1 \mathbf{V}[S_{N,1}(\psi_0)] \Sigma_1 + \Sigma_{12} \text{cov}[S_{N,2}(\psi_0), S_{N,1}(\psi_0)^\top] \Sigma_1 \\ &\quad + \Sigma_1 \text{cov}[S_{N,1}(\psi_0), S_{N,2}(\psi_0)^\top] \Sigma_{12} + \Sigma_{12} \mathbf{V}[S_{N,2}(\psi_0)] \Sigma_{12} + o(N^{-1}). \end{aligned}$$

Then, by (S46), we have

$$\begin{aligned}
V[\widehat{\varphi} - \varphi_0] &= N^{-1} \times (\Sigma_1 \Gamma_1 \Sigma_1 + \Sigma_{12} \Gamma_{12}^T \Sigma_1 \\
&\quad + \Sigma_1 \Gamma_{12} \Sigma_{12} + \Sigma_{12} \Gamma_2 \Sigma_{12}) + o(N^{-1}) \\
&= N^{-1} \times \Sigma_1 + 0 + o(N^{-1})
\end{aligned} \tag{S51}$$

$$\begin{aligned}
&= N^{-1} \times (\Gamma_1 - \Gamma_{12} \Gamma_2^{-1} \Gamma_{12}^T)^{-1} + o(N^{-1}) \\
&= N^{-1} \times (\Gamma_{1,\text{rct}} + \Gamma_{1,\text{rwd}} - \Gamma_{12} \Gamma_2^{-1} \Gamma_{12}^T)^{-1} + o(N^{-1}),
\end{aligned} \tag{S52}$$

where (S51) follows by (S48) and (S49).

For the semiparametric efficient score based only on the trial data, we denote

$$S_{N,1,\text{rct}}(\psi) = N^{-1} \sum_{i \in \mathcal{A} \cup \mathcal{B}} S_i \frac{\partial \tau_\varphi(X_i)}{\partial \varphi} (A_i - \mathbb{E}[AW \mid X_i, S_i] \mathbb{E}[W \mid X_i, S_i]^{-1}) W_i (Y_i - \mathbb{E}[Y_i \mid X_i, S_i]).$$

Then,

$$V[S_{N,1,\text{rct}}(\psi_0)] = N^{-1} \times \Gamma_{1,\text{rct}}.$$

By the Taylor expansion, we have

$$V[\widehat{\varphi}_{\text{rct}} - \varphi_0] = N^{-1} \times \Gamma_{1,\text{rct}}^{-1} \Gamma_{1,\text{rct}} \Gamma_{1,\text{rct}}^{-1} + o(N^{-1}) = N^{-1} \times \Gamma_{1,\text{rct}}^{-1} + o(N^{-1}). \tag{S53}$$

By holder's inequality, $\Gamma_{1,\text{rwd}} - \Gamma_{12} \Gamma_2^{-1} \Gamma_{12}^T$ is non-negative definitive; i.e., for any $v \in \mathcal{R}^p$,

$$v^T (\Gamma_{1,\text{rwd}} - \Gamma_{12} \Gamma_2^{-1} \Gamma_{12}^T) v \geq 0,$$

with equality holds when $\partial \tau_{\varphi_0}(X_i)/\partial \varphi = M \partial \lambda_{\phi_0}(X_i)/\partial \phi$ holds for some constant matrix M .

Comparing (S52) and (S53) leads to our result in Theorem 3.

S6 Goodness-of-fit test using over-identification restrictions

The model assumptions for the treatment effect and confounding function, i.e., Assumption 2, are crucial in our proposed framework. In this section, we extend the goodness-of-fit test of Yang and Lok (2016) to evaluate the model specifications of the treatment effect and confounding function based on over-identification restrictions tests.

The insight is that we can create a larger number of estimating functions than the number of

parameters. Let $c_1(X) \in \mathcal{R}^{q_1}$ and $c_2(X) \in \mathcal{R}^{q_2}$, where $q_1, q_2 > 0$, be some functions of X that are different from the optimal ones $c_1^*(X) = \{\partial\tau_{\varphi_0}(X)/\partial\varphi\} (A - \mathbb{E}[AW | X, S] \mathbb{E}[W | X, S]^{-1}) W$ and $c_2^*(X) = (1 - S)\{\partial\lambda_{\phi_0}(X)/\partial\phi\} (A - \mathbb{E}[AW | X, S] \mathbb{E}[W | X, S]^{-1}) W$. As with (11), it is easy to show that

$$G_{\psi_0}(V) = \begin{pmatrix} c_1(X) \\ c_2(X)(1 - S) \end{pmatrix} \epsilon_{H, \psi_0} \epsilon_A \quad (\text{S54})$$

is unbiased. As a result, the number of unbiased estimating functions is larger than the dimension of ψ_0 , resulting in over-identification restrictions. Under Assumptions 1 and 2, combining the unbiasedness of $G_{\psi_0}(V)$ and the consistency of $\hat{\psi}$, we expect that the sample quantity $\mathbb{P}_N G_{\hat{\psi}}(V)$ to be close to zero. We show that

$$N^{-1/2} \mathbb{P}_N G_{\hat{\psi}}(V) = N^{-1/2} \mathbb{P}_N \{G_{\psi_0}(V) + \Gamma^T S_{\psi_0}(V)\} + o_P(1),$$

where $\Gamma = -\{\mathbb{E}[\partial S_{\psi_0}(V)/\partial\psi]\}^{-1} \mathbb{E}[\partial G_{\psi_0}(V)/\partial\psi]$. Therefore, $N^{-1/2} \mathbb{P}_N G_{\hat{\psi}}(V)$ is asymptotically normal with mean 0 and variance $\Sigma_{GG} = \mathbb{V}[G_{\psi_0}(V) + \Gamma^T S_{\psi_0}(V)]$.

Based on the above results, we construct a goodness-of-fit test statistic

$$T = \left\{ \mathbb{P}_N G_{\hat{\psi}}(V) \right\}^T \hat{\Sigma}_{GG}^{-1} \left\{ \mathbb{P}_N G_{\hat{\psi}}(V) \right\},$$

where $\hat{\Sigma}_{GG}$ is a consistent estimator of Σ_{GG} . Theorem S4 provides the reference distribution to gauge the plausibility of the values T takes.

Theorem S4 *Suppose Assumptions 1 and 2 hold. We have $T \rightarrow \chi_q^2$, a Chi-square distribution with degrees of freedom $q = q_1 + q_2$, in distribution, as $N \rightarrow \infty$.*

Let $\chi_{q, \alpha}^2$ be the $(1 - \alpha)$ quantile of χ_q^2 . From Theorem S4, if $T < \chi_{q, \alpha}^2$, there is no significant evidence to reject the model specifications of the treatment effect and confounding function, and if $T \geq \chi_{q, \alpha}^2$, there is strong evidence to reject the model specifications.

The choice of $c_1(X)$ and $c_2(X)$ determines the power of the goodness-of-fit test. For the power consideration, we can specify alternative plausible models for the treatment effect and confounding function. Theorem 1 provides the optimal $c_1(X)$ and $c_2(X)$ under the alternative models. We then adopt this choice for the goodness-of-fit test.

S7 The semiparametric efficiency theory of the average treatment effect

S7.1 Preliminary

Recall that $\pi_0 = P(S = 0)$. We express τ_0 as

$$\tau_0 = E[\tau_{\varphi_0}(X)] = E[\tau_{\varphi_0}(X) \mid S = 0] = \frac{E[(1 - S)\tau_{\varphi_0}(X)]}{\pi_0}. \quad (\text{S55})$$

To derive the efficient score of τ_0 , we can follow a similar approach in Section S2. Because τ_0 depends on φ_0 and $S_{\varphi_0}(V)$ is available, we consider a different approach. Consider a one-dimensional parametric submodel, $f_{\theta}(V)$, which contains the true model $f(V)$ at $\theta = 0$, i.e., $f_{\theta}(V)|_{\theta=0} = f(V)$. We use θ in the subscript to denote the quantity evaluated with respect to the submodel, e.g., τ_{θ} is the value of τ_0 with respect to the submodel. We use dot to denote the partial derivative with respect to θ , e.g., $\dot{\tau}_{\theta} = \tau_{\theta}/\partial\theta$, and use $s(\cdot)$ to denote the score function induced from the likelihood function.

Recall that, the tangent space Λ is given in Theorem S2. Following Bickel et al. (1993), the efficient score of τ_0 , denoted by $S_{\tau_0}(V) \in \Lambda$, must satisfy

$$\dot{\tau}_{\theta}|_{\theta=0} = E[S_{\tau_0}(V)s(V)].$$

We will derive the efficient score by calculating $\dot{\tau}_{\theta}|_{\theta=0}$. To simplify the proof, we introduce some lemmas.

Lemma S10 *Consider a ratio-type parameter $R = N/D$. If $\dot{N}_{\theta}|_{\theta=0} = E[S_N(V)s(V)]$ and $\dot{D}_{\theta}|_{\theta=0} = E[S_D(V)s(V)]$, then $\dot{R}_{\theta}|_{\theta=0} = E[S_R(V)s(V)]$ where*

$$S_R(V) = \frac{1}{D}S_N(V) - \frac{R}{D}S_D(V). \quad (\text{S56})$$

In particular, if $S_N(V)$ and $S_D(V)$ are the efficient scores for N and D , then $S_R(V)$ is the efficient score for R .

Proof. Let R_{θ} , N_{θ} and D_{θ} denote the quantities R , N , and D evaluated with respect to the parametric

submodel $f_\theta(V)$. By the chain rule, we have

$$\begin{aligned}
\dot{R}_\theta \Big|_{\theta=0} &= \frac{\dot{N}_\theta}{D} \Big|_{\theta=0} - R_\theta \frac{\dot{D}_\theta}{D} \Big|_{\theta=0} \\
&= \frac{1}{D} \mathbb{E}[S_N(V)s(V)] - \frac{R}{D} \mathbb{E}[S_D(V)s(V)] \\
&= \mathbb{E} \left[\left\{ \frac{1}{D} S_N(V) - \frac{R}{D} S_D(V) \right\} s(V) \right],
\end{aligned}$$

which leads to (S56).

S7.2 Proof of Theorem 4

We derive the efficient score for τ_0 . Given (S55), we can write $\tau_0 = N/\pi_0$, where $N = \mathbb{E}[(1-S)\tau_{\varphi_0}(X)]$.

By Lemma S10, the key is to derive the efficient scores for N and π_0 . By chain rule, we have

$$\begin{aligned}
\dot{N}_\theta \Big|_{\theta=0} &= \mathbb{E}[(1-S)\tau_{\varphi_0}(X)s(X,S)] + \mathbb{E}[(1-S)\dot{\tau}_{\varphi_0,\theta}(X) \Big|_{\theta=0}] \\
&= \mathbb{E}[\{(1-S)\tau_{\varphi_0}(X) - N\}s(V)] + \mathbb{E} \left[(1-S) \frac{\partial \tau_{\varphi_0}(X)}{\partial \varphi^\top} \right] \dot{\varphi}_{0,\theta} \Big|_{\theta=0} \\
&= \mathbb{E}[\{(1-S)\tau_{\varphi_0}(X) - N\}s(V)] + \mathbb{E} \left[(1-S) \frac{\partial \tau_{\varphi_0}(X)}{\partial \varphi^\top} \right] \mathbb{E}[S_{\varphi_0}(V)s(V)] \\
&= \mathbb{E} \left[\left\{ (1-S)\tau_{\varphi_0}(X) - N + \mathbb{E} \left[(1-S) \frac{\partial \tau_{\varphi_0}(X)}{\partial \varphi^\top} \right] S_{\varphi_0}(V) \right\} s(V) \right].
\end{aligned}$$

It is easy to verify that $(1-S)\tau_{\varphi_0}(X) - N \in \Lambda^{(3)}$. Also, by construction, we have $S_{\varphi_0}(V) \in \Lambda$.

Therefore, we derive the efficient score for N as

$$S_N(V) = (1-S)\tau_{\varphi_0}(X) - N + \mathbb{E} \left[(1-S) \frac{\partial \tau_{\varphi_0}(X)}{\partial \varphi^\top} \right] S_{\varphi_0}(V).$$

By chain rule, we have

$$\dot{\pi}_{0,\theta} \Big|_{\theta=0} = \mathbb{E}[(1-S)s(S)] = \mathbb{E}[(1-S - \pi_0)s(V)].$$

It is easy to verify that $1-S - \pi_0 \in \Lambda^{(3)}$. Therefore, we derive the efficient score for π_0 as

$$S_{\pi_0}(V) = 1 - S - \pi_0.$$

Applying Lemma S10 yields the efficient score for τ_0 as

$$\begin{aligned}
S_{\tau_0}(V) &= \frac{1}{\pi_0} S_N(V) - \frac{\tau_0}{\pi_0} S_{\pi_0}(V) \\
&= \frac{(1-S)\tau_{\varphi_0}(X)}{\pi_0} - \tau_0 + \mathbb{E} \left[\frac{1-S}{\pi_0} \frac{\partial \tau_{\varphi_0}(X)}{\partial \varphi^T} \right] S_{\varphi_0}(V) \\
&\quad - \frac{\tau_0}{\pi_0} (1-S - \pi_0) \\
&= \frac{1-S}{\pi_0} \{\tau_{\varphi_0}(X) - \tau_0\} + \mathbb{E} \left[\frac{\partial \tau_{\varphi_0}(X)}{\partial \varphi^T} \middle| S=0 \right] S_{\varphi_0}(V).
\end{aligned}$$

S7.3 Proof of Theorem 5

By the Taylor expansion, we have

$$\begin{aligned}
&N^{1/2} (\hat{\tau} - \tau_0) \\
&= \frac{N^{1/2}}{m} \sum_{i=1}^N (1-S_i) \{\tau_{\hat{\varphi}}(X_i) - \tau_0\} \\
&= \frac{N^{1/2}}{m} \sum_{i=1}^N (1-S_i) \{\tau_{\varphi_0}(X_i) - \tau_0\} + \left\{ \frac{1}{m} \sum_{i=1}^N (1-S_i) \frac{\partial \tau_{\varphi_0}(X_i)}{\partial \varphi^T} \right\} N^{1/2} (\hat{\varphi} - \varphi_0) + o_P(1) \\
&= \frac{N^{1/2}}{m} \sum_{i=1}^N (1-S_i) \{\tau_{\varphi_0}(X_i) - \tau_0\} + \Psi_0 N^{1/2} (\hat{\varphi} - \varphi_0) + o_P(1). \tag{S57}
\end{aligned}$$

Because the two terms in (S57) are uncorrelated, we have

$$\begin{aligned}
\mathbb{V} \left[N^{1/2} (\hat{\tau} - \tau_0) \right] &= \mathbb{V} \left[\frac{N^{1/2}}{m} \sum_{i=1}^N (1-S_i) \{\tau_{\varphi_0}(X_i) - \tau_0\} \right] + \Psi_0^T \mathbb{V} \left[N^{1/2} (\hat{\varphi} - \varphi_0) \right] \Psi_0 \\
&= \frac{1}{\pi_0} \mathbb{V} [\tau_{\varphi_0}(X) | S=0] + \Psi_0^T \mathbb{V} \left[N^{1/2} (\hat{\varphi} - \varphi_0) \right] \Psi_0.
\end{aligned}$$

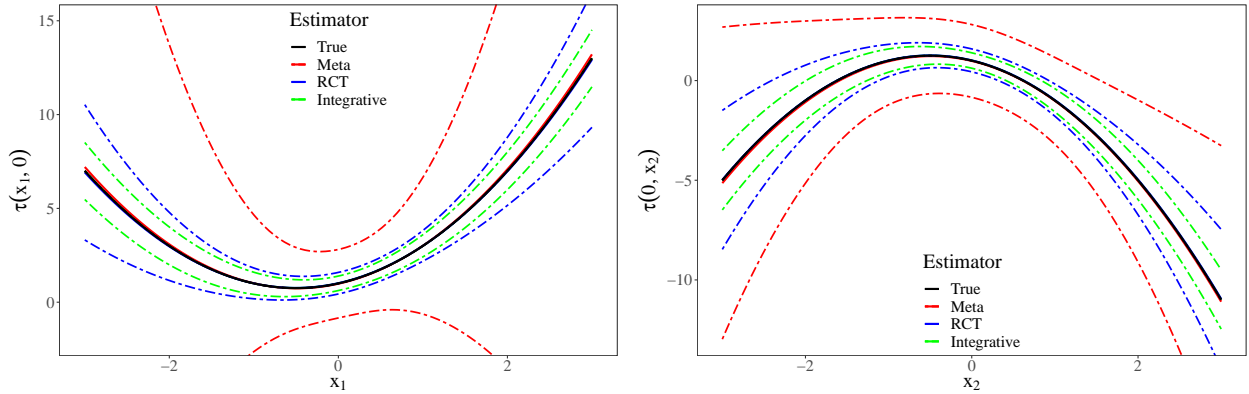
S8 Additional results from the simulation study

Figure S1 displays the simulation results for Section 6 for point estimation.

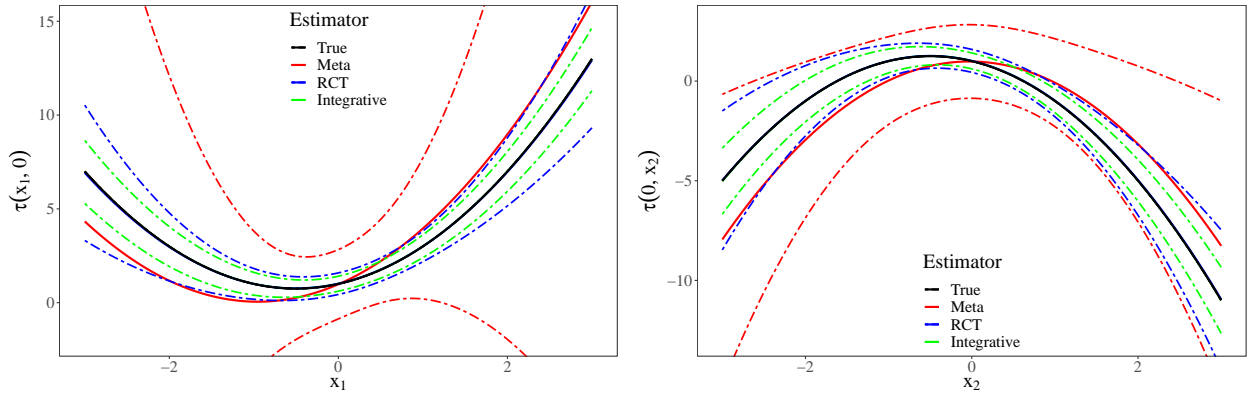
S9 Additional results from the application

Table S2 reports the results of the model parameters in the heterogeneity of treatment effect $\tau_{\varphi}(X)$.

The trial estimator is not significant due to the small sample size. The Meta and integrative estimator



Setting 1 (without unmeasured confounding in the observational study)



Setting 2 (with unmeasured confounding in the observational study)

There are two panels: the left for $\tau(x_1, 0)$, where $x_1 \in [-2, 2]$ and $x_2 = 0$, and the right for $\tau(0, x_2)$, where $x_1 = 0$ and $x_2 \in [-2, 2]$. The solid lines represent the Monte Carlo means of the estimators, and the dashed bands represent the solid lines ± 1.96 Monte Carlo standard deviations of the estimators. The narrower the bands, the more efficient the estimator.

Figure S1: Simulation results of various estimators.

Table S1: Point estimate, standard error, and 95% Wald confidence interval of the model parameters in the heterogeneity of treatment effect $\tau_\phi(X)$ and the average treatment effect τ_0 between adjuvant chemotherapy and observation: tumor size* = (tumor size - 4.8)/1.7, and all numbers are multiplied by 10^3

	RCT			Meta			Integrative		
	Est	SE	95% CI	Est	SE	95% CI	Est	SE	95% CI
1 ϕ_1	-106	50	(-204, -7)	-74	9	(-91, -57)	-102	40	(-180, -24)
tumor size* ϕ_2	-19	49	(-115, 78)	98	12	(75, 121)	-17	20	(-55, 22)
(tumor size*) ² ϕ_3	13	21	(-27, 54)	-15	2	(-19, -10)	11	33	(-54, 76)
τ_0	-92	29	(-149, -36)	-88	6	(-100, -77)	-91	20	(-129, -53)

gain efficiency over the trial estimator by leveraging the observational study. However, the Meta estimator may be biased due to the unmeasured confounding in the observational study. Table S2 reports the results of the model parameters in the linear confounding function

$$\lambda_\phi(X) = \phi_1 + \phi_2 \text{Age} + \phi_3 \text{Tumor size} + \phi_4 \text{Gender} + \phi_5 \text{Histology} \\ + \phi_6 \text{Race} + \phi_7 \text{Charlson} + \phi_8 \text{Income} + \phi_9 \text{Insurance} + \phi_{10} \text{Travel}.$$

Because $\hat{\phi}_2$, $\hat{\phi}_4$ and $\hat{\phi}_5$ are significant, the no unmeasured confounding assumption may not hold for the observational sample.

Table S2: Point estimate, standard error and 95% Wald CI of model parameters in $\lambda_\phi(X)$: : tumor size* = (tumor size - 4.8)/1.7, and all numbers are multiplied by 10^3

	Est	SE	95% CI	
1 ϕ_1	53	45	(-35, 142)	
Age ϕ_2	-22	6	(-34, -9)	*
Tumor size ϕ_3	-31	42	(-112, 51)	
Gender ϕ_4	-32	12	(-56, -9)	*
Histology ϕ_5	-77	11	(-98, -55)	*
Race ϕ_6	-0	24	(-47, 46)	
Charlson ϕ_7	3	8	(-13, 20)	
Income ϕ_8	-3	5	(-13, 7)	
Insurance ϕ_9	-6	10	(-25, 14)	
Travel ϕ_{10}	11	8	(-5, 26)	