

A low-noise single-photon detector for long-distance free-space quantum communication

Elena Anisimova,^{1,2,3,4,*} Dmitri Nikulov,³ Simeng Simone Hu,³ Mark Bourgon,³
Sebastian Philipp Neumann,⁵ Rupert Ursin,⁵ Thomas Jennewein,^{3,4} and Vadim Makarov^{1,6,2,4}

¹*Russian Quantum Center, Skolkovo, Moscow 121205, Russia*

²*NTI Center for Quantum Communications, National University of Science and Technology MISiS, Moscow 119049, Russia*

³*Institute for Quantum Computing, University of Waterloo, Waterloo, ON, N2L3G1 Canada*

⁴*Department of Physics and Astronomy, University of Waterloo, Waterloo, ON, N2L 3G1 Canada*

⁵*Institute for Quantum Optics and Quantum Information (IQOQI),*

Austrian Academy of Sciences, Boltzmannngasse 3, A-1090 Vienna, Austria

⁶*Shanghai Branch, National Laboratory for Physical Sciences at Microscale and CAS Center for Excellence in Quantum Information, University of Science and Technology of China, Shanghai 201315, People's Republic of China*

(Dated: December 9, 2021)

We build and test a single-photon detector based on a Si avalanche photodiode Excelitas 30902SH thermoelectrically cooled to -100 °C. Our detector has dark count rate below 1 Hz, 500 μm diameter photosensitive area, photon detection efficiency around 50%, afterpulsing less than 0.35%, and timing jitter under 1 ns. These characteristics make it suitable for long-distance free-space quantum communication links, which we briefly discuss. We also report an improved method that we call long-time afterpulsing analysis, used to determine and visualise long trap lifetimes at different temperatures.

I. INTRODUCTION

Quantum key distribution (QKD) is the most commercialized area of quantum communication. A necessity of highly secure communications that will be able to withstand hacking attacks from quantum computers has led to fast development of quantum cryptography [1–6]. Several companies (e.g., ID Quantique in Switzerland) offer QKD systems, which are ready for use by customers with high-demand of security, e.g., in banking, medicine, government and military. The next step of QKD development is its expansion on global scale and creation of world-wide QKD network [7–16]. A lot of work has been already done to reach the longest distances for free-space quantum communications [12, 17–26].

The main challenge of long-distance free-space quantum communication are the high photon losses in the channel, caused mostly by absorption, diffraction and turbulence in the air [9, 27]. To minimize absorption losses, while still using relatively simple photon detectors, a wavelength within a low-loss window at around 800 nm is often chosen as a good optimum. Diffraction losses can be minimized only by increasing sizes of sending and receiving telescopes, however the atmospheric turbulence puts a limit on gains of this approach. Other photon losses occur in sending and receiving systems, of which single-photon detectors are an essential part. The ideal detectors for long-distance free-space quantum communications must have high detection efficiency, low dark count rate (DCR), a sufficiently large photosensitive area, low detection timing jitter, low afterpulsing probability, compact package, low power consumption (if used

in space) and cost. From a number of potential candidates, silicon avalanche photodiodes (APDs) and photomultiplier tubes (PMTs) are the most suitable. However PMTs have lower detection efficiency at the required 800 nm, whereas APDs have a long history of use in quantum communications.

Silicon APDs (Si-APDs) have been used to detect photons of around 800 nm wavelength in a number of long-distance quantum experiments, on ground and in space [17–20, 22, 23, 28–30]. They possess all the qualities required, however their DCR and afterpulsing probability vary greatly with their operating temperature and size of the photosensitive area. Dark counts are false counts produced by the photon detector in the absence of incident light. In APDs, they are caused by intrinsic processes [31–33]. In silicon APDs, the main contribution to the dark counts are thermal excitations of carriers that subsequently trigger avalanches. Their rate increases exponentially with temperature [34], thus to decrease DCR, APDs are cooled down. Other effects contributing to DCR are carrier tunneling and afterpulsing [31–33].

Dark counts contribute random errors in the communication channel. If the error rate exceeds a certain threshold, a quantum communication protocol fails [35]. The dark count rate thus needs to be kept below a certain level, which in turn depends on the rate of detection of signal photons and their registration scheme (which may involve post-selection in a time window to improve the signal-to-noise ratio). Generally, if the photon detection rate is high, a higher DCR can be tolerated. For example, in a space-based photon pair generation experiment [36] that did not transmit photons to the ground but detected coincidences locally in the satellite, the photon detection rate in a single detector and its dark count rate were both about 5×10^4 counts per second (cps). The APDs in this experiment did not require cooling and

* anisimovaa@gmail.com

operated at about room temperature. However, transmission through a long free-space channel incurs a high loss owing to beam spreading and other factors, lowering the signal count rate greatly. In a typical satellite-to-ground link, the loss is more than 30 dB and the signal count rate is less than 6×10^3 cps [28]. The detector's DCR in this experiment was under 25 cps, requiring cooling the APDs. More challenging future applications such as communication with a geostationary orbit satellite incur a signal loss of the order of 50 dB (assuming the ground telescope under 1 m diameter) [37] or more [38]. This requires pushing the limits of APD performance even further. Here we explore APD performance in low-temperature regime from 0 to -100 °C and study its DCR and afterpulsing. The latter can also be a problem in the low-temperature regime. Afterpulses are noise counts caused by spontaneously released carriers trapped during a previous avalanche, resulting in a short-time increase of DCR after each count [31–33]. The lower the APD temperature, the longer the afterpulsing time is and the more likely the afterpulses introduce errors in the quantum protocol.

We have built and tested a Si-APD detector assembly that achieves very good parameters, suitable for long-distance free-space quantum communication experiments. Our SPD uses an off-the-shelf APD (Excelitas C30902SH) with 500 μm diameter photosensitive area. Our new detector has a compact package (see Figs. 1 and 2), but is able to cool down an APD down to -100 °C, utilizing a 5-stage thermoelectric cooler. Owing to this operating temperature, our detector has very low DCR, down to few counts per second. The detector package is vacuumed, to improve thermal insulation and prevent condensation. We measure its DCR, photon detection efficiency, timing jitter and afterpulsing as functions of temperature and APD bias voltage.

For the analysis of afterpulsing we have developed a calculation method suited especially for afterpulses with long decay time, which appear in APDs at low temperatures and feature high probabilities and longer lifetimes of traps. Unlike previously described methods [39–42], we analyze time intervals of SPD's outgoing pulses not only between two adjacent pulses, but between all pulses in an arbitrary chosen time window. Our method allows to measure afterpulses with lifetimes longer than the time between neighboring pulses.

The paper is structured as follows. In Sec. II we describe our detector design. In Sec. III we explain our measurement protocols, and in Sec. IV we present our improved method for afterpulsing analysis. In Sec. V we demonstrate characteristics of our detector. We model the performance of a high-loss quantum key distribution experiment with a geostationary-orbit satellite in Sec. VI and conclude in Sec. VII.




FIG. 1. Photo of the detector package. On the left is the vacuumed detector package with an optical window (covered with a black cap), and on the right is the electronics board with its metal shield removed. However the detector cannot be used without proper shielding of its PCB because of interference with outer sources, e.g., mobile phones.




FIG. 2. Vacuum package with its lid removed. Inside the cavity, the round hole at left leads to a vacuum hose, and at right the APD in a Kovar holder is mounted atop the five-stage thermoelectric cooler. The APD is connected to electrical feed-throughs on the right-hand side wall via Pt wires.

II. DETECTOR DESIGN

A. Mechanical and thermal

Our present detector model is an improved version of the previous home-built SPD [43], which was able to cool down to around -65 to -80 °C and demonstrated DCR of about 20 cps that made it possible to use it in a long-distance free-space experiment [20]. In our present work we attempt to create an APD based SPD able to cool down below -100 °C in a relatively compact and cheap package, and investigate behavior of Si APDs at such low temperatures.

The mechanical design is shown in Figs. 1 and 2. An aluminum alloy box is closed tightly with a lid sealed with a rubber O-ring and a vacuum lubricant. A five-stage thermo-electric cooler (TEC; Osterm PE5-195-1420-2040) is used to cool the APD placed in a holder on the cold plate of TEC. The holder is made of Ko-

var alloy to prevent destruction caused by a difference in thermal expansion coefficients between TEC ceramics and the holder material. To achieve temperatures about -100 °C the package is evacuated to prevent convective heat transfer and also condensation. A vacuum turbo pump is always operating during the SPD operation, providing a vacuum level of 10^{-5} Torr, although 10^{-3} Torr already reduces convection sufficiently for thermal performance within 1 °C of the maximum possible. All electrical connections to the cold plate are soldered via 50 μm diameter annealed Pt wires, to reduce heat conduction. The hot side of the TEC is cooled with $+14$ °C water provided by a closed-loop chiller (ThermoTek T255P).

The temperature of the APD is measured by a platinum resistance temperature detector (Omega RTD; TPT100KN1510), epoxied in the holder, and connected via a 4-wire scheme to eliminate errors caused by wire length differences. A temperature controller for the TEC is custom made in our lab, but instruments with similar parameters are available commercially. At the lowest achieved temperature of -104 °C the TEC is running at its highest settings of 13 V and 3 A, consuming 39 W of electrical power.

B. Electronics

Our new electronics design is an improvement on the previous version, used in Ref. 43. We have implemented a simple and reliable passive quenching scheme with quenching resistance of 403 k Ω , similar to one described in Ref. 32 as a passive quenching circuit with current-mode output. Its maximum detection rate of 0.2–0.4 Mcps is lower compared to active quenching circuits, but sufficient for applications with low signal rate, such as long distance free-space quantum communications that require very low dark counts level. The long dead time (>1 μs) is not a problem for the low-signal-rate application, and furthermore, it suppresses afterpulses.

In our new design we have placed the TEC controller and signal detection-and-conditioning circuits on separate printed circuit boards, in order to avoid electrical cross-talk interference that we observed sometimes with our previous design. Also, in our new circuit we use a faster comparator (Analog Devices ADCMP581) with adjustable threshold voltage, in an attempt to reduce jitter. Most measurements in this paper are taken at the optimum threshold setting of 40–60 mV, unless specified otherwise. The detection circuit has transistor-transistor logic (TTL) and nuclear instrumental mode (NIM) outputs.

A 0–500 V high-voltage bias supply (EMCO CA05P) is used. Our circuit implements optional remote diagnostic and control of the detector parameters, for future use of this SPD in various experiments.

III. SPD CHARACTERIZATION PROCEDURE

For characterization of our detector we use a scheme shown in Fig. 3. First, the APD’s breakdown voltage is determined, then DCR is measured with a detector lid in place and the laser switched off. Then, the detection jitter, detection efficiency, and afterpulsing probability are measured.

Breakdown voltage is determined by an extrapolation method [44]. After initially finding a bias voltage for single-photon operation roughly 20–30 V above breakdown, the bias voltage of the APD is gradually decreased. The avalanche amplitudes at different bias voltage values are recorded. About 10 points are measured until the bias voltage reaches the breakdown level. The results are plotted on a chart of the avalanche amplitude versus bias voltage, showing a trend that is mostly linear except for voltages near the breakdown. Then, the linear part of the resulting function is extrapolated and the breakdown voltage is determined as its intersection with the zero avalanche amplitude line. We have found that this method allows to determine the breakdown voltage with better than ± 0.5 V precision.

Dark count rate. During DCR measurement the detector’s optical window is covered with a screw-in metal cap (Fig. 1) and room lights are kept off to ensure complete blackout. Counts are averaged over 100 s using a counter (Stanford Research Systems SR620) to minimize uncertainty.

Besides the effects contributing to DCR mentioned in Sec. I, an additional contribution comes from black body radiation, when photons emitted by the detector package walls into to the inner cavity are detected. We first theoretically estimate this contribution, assuming the inner cavity of the SPD to be a black-body at room temperature. The mean number of photons shorter than 900 nm impinging on the APD photosensitive area is calculated to be less than one photon per hour. This effect can be neglected, because our experimentally measured DCR is several orders of magnitude higher than that.

Detection efficiency is measured using a 808 nm pulsed laser (Fig. 3) firing at 30 kHz repetition rate. The laser pulses are attenuated down to 56500 photons per second, using neutral density filters and digital attenuators calibrated at 808 nm. Detection efficiency is calculated as a ratio of detected N_{det} to expected N_{sent} photons

$$\eta = \frac{N_{\text{det}} - \text{DCR}}{N_{\text{sent}}},$$

where N_{sent} is determined as

$$N_{\text{sent}} = \frac{P\lambda}{fhc},$$

where P is power of the laser measured by a power meter before the calibrated attenuators and calculated to the detector point, λ is the wavelength, f is the laser

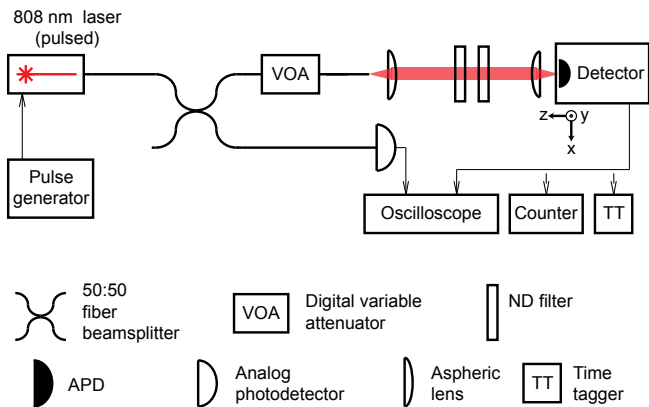


FIG. 3. Characterization setup. For DCR and detection efficiency measurements the output of the SPD is connected to the counter. For afterpulsing analysis the SPD output is connected to a time stamp unit (time tagger; TT). For breakdown voltage and timing jitter measurements the SPD is connected to the oscilloscope. XY translation stage allows to scan photosensitive area of the SPD.

pulse rate, h is Planck's constant, and c is the speed of light. Unfortunately, this method is not very precise, because of difficulty of high-precision calibration of optical components and the power meter, resulting in total error of several percent, e.g., $\pm 10\%$ in [43, 45]. If a better precision is required, a three-attenuator method [46] can be implemented.

Afterpulsing probability is calculated from 10^6 dark counts recorded using a time tagger (TT; UQD Logic16), with resolution of 78.125 ps. The recorded data is processed according to our method described in Sec. IV. Some results are calculated from data concatenated over several discontinuous sessions, because of long time necessary for data acquisition at low temperatures (5.5 days at -100°C).

Detection timing jitter is measured using an oscilloscope (4 GHz bandwidth LeCroy 640Zi) in a histogram mode. Bright laser pulses from 808 nm laser (see Fig. 3) are divided into two arms; one connected through a linear photodetector to the oscilloscope and the other attenuated below single photon level and focused to $25\ \mu\text{m}$ spot at the SPD photosensitive area. The APD's avalanche signals are connected to another oscilloscope's input. Then we build a histogram of time delays between the laser pulses and the SPD output over 10^6 samples, and determine timing jitter of the SPD as a full width at half maximum (FWHM) of this histogram. An example of the resulting histogram is shown in the inset in Fig. 7.

Using an XY translation stage, we measure the dependence of the timing jitter on the position of the focused beam within the APD's sensitive area.

IV. LONG-TIME AFTERPULSING ANALYSIS

A common way to calculate afterpulsing probability is to analyze time intervals between neighboring counts [39–42]. A statistical distribution of time intervals between the adjacent counts is then computed and histogrammed. This method works reasonably well for short afterpulsing times and large quantities of data. However it falls apart when these conditions are not met. We give an example of this afterpulsing analysis from our Si APD at -100°C . Fig. 4 illustrates the method of analysis (a) and presents two histograms (b, c), obtained by distribution of the analyzed time intervals in equally-sized bins. The first histogram is built using smaller bins of 228 ns that provide enough resolution for the peak of the histogram representing afterpulses. However, this bin size is too small to correctly show the tail of the histogram that should represent dark counts. The second histogram is built using bigger bins of 0.03 s, and the tail of the histogram is now represented reasonably well, demonstrating an exponential decay caused by Poisson distribution of dark counts. However, 0.03 s is longer than the afterpulsing time, and the peak of the histogram is lost. The dead time is determined from the first histogram (b) to be about 0.5 μs .

We develop an improved afterpulsing processing that allows to extract long-time afterpulsing time constants and amplitudes with better convergence. The main feature of our analysis is to include all time intervals between multiple subsequent counts during the time range l being histogrammed. Another feature is the use of an exponentially increasing bin size that allows to simultaneously accurately visualise both the histogram's peak and tail.

We consider time intervals between a detection count [#1 in Fig. 5(a)] and the all subsequent counts (##2..7) during a certain time, up to $l = 10$ s in the present example. The processing length l should be chosen to exceed the longest possible afterpulsing time. The resulting time intervals $\Delta t_{1-1}.. \Delta t_{1-6}$ are histogrammed. The procedure is then repeated starting from the next count #2 and resulting in a set of time intervals $\Delta t_{2-1}.. \Delta t_{2-7}$, then starting from the next count #3 and so on until the end of the data is reached.

The resulting histogram shown in Fig. 5 (b) contains 128 bins whose size exponentially increases by a factor of 1.2, starting from 78.125 ps. This allows to have higher resolution on the left part of the histogram, and lower resolution on its right. This histogram features almost noiseless tail on the right and quite smooth curve of the peak on the left that represents afterpulses. From the histogram we can determine DCR, APD's dead time, and recharge time. The dead time starts after a photon detection (at 0 s), and lasts until counts appear again (at about 0.5 μs). The recharge time starts from the end of the dead time and lasts roughly until the peak value of the count rate (at about 0.3 μs). The plot levels off on the right to the DCR. The afterpulsing probability is calculated as the area of the histogram above the DCR

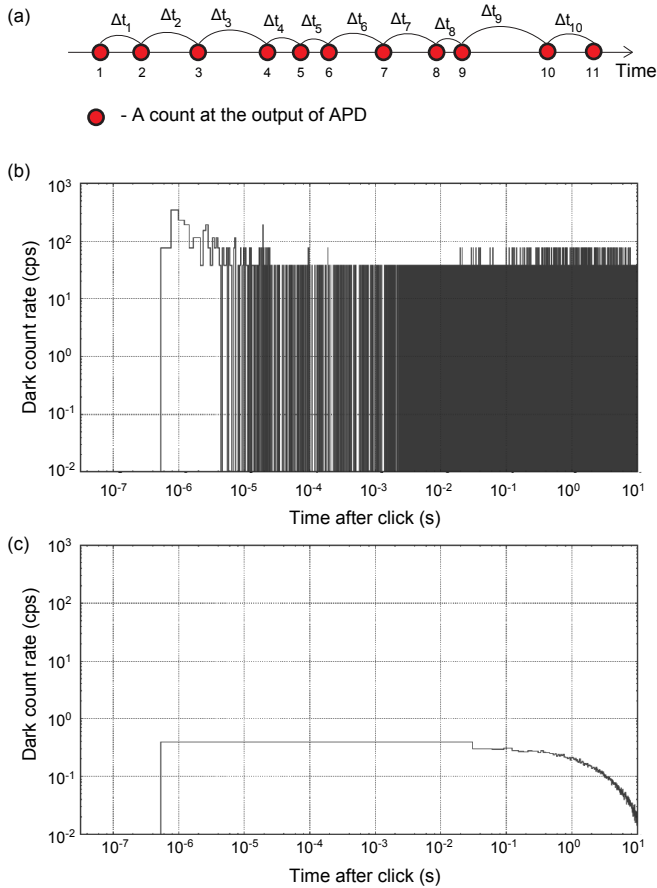


FIG. 4. Standard afterpulsing analysis. (a) Scheme for afterpulsing analysis that considers only time intervals between adjacent counts. Resulting histograms with (b) 228 ns bins and (c) 0.03 s bins fail to show the entire afterpulse characteristic. Data size is 114109 counts. The dark counts were obtained from C30902SH APD at -100 °C and 14 V over breakdown. The beginning of the first bin in (c) is artificially set at the expected dead time measured separately with an oscilloscope.

level. Life time constants of trapped carriers τ can be found by fitting the decaying slope of the peak [47] a sum of exponents

$$P(t) = D + A_1 \cdot e^{-t/\tau_1} + A_2 \cdot e^{-t/\tau_2} + \dots,$$

where $P(t)$ is a carrier emission probability, D is DCR due to thermally generated carriers, A_1, A_2, \dots are amplitudes of the different exponential components, and τ_1, τ_2, \dots are life time constants of the trapped carriers. Our software implements fitting for up to four exponential components. Only lifetimes longer than the detector dead time (about 0.8 μ s) for our passive quenching circuit can be determined.

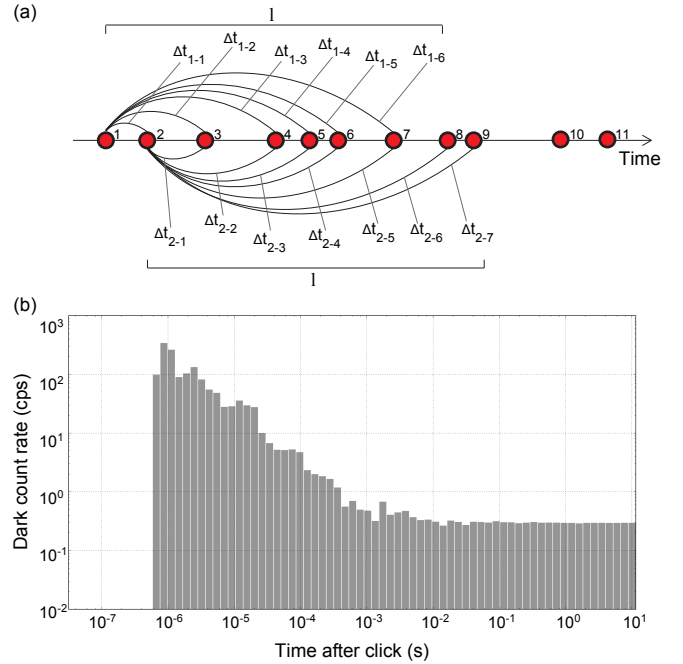


FIG. 5. Long-time afterpulsing analysis. (a) Analysis scheme that considers all events within the window length l . (b) Resulting histogram with an exponentially increasing bin size. This histogram uses the same data as Fig. 4 (114109 counts, C30902SH APD at -100 °C and 14 V overvoltage) but visualises the entire afterpulse characteristic at once.

V. RESULTS

A sample APD C30902SH (K6823) was cooled down and fully characterized at several temperatures in -100 to 0 °C range at 14 V above its breakdown voltage. DCR was measured at 7, 14, 28 and 40 V above breakdown voltage in temperature range from -104 to -30 °C. Detection timing jitter was measured from -60 to -30 °C and at several bias voltages.

The breakdown voltage [Fig. 6(a)] increases with temperature about linearly with a coefficient of 0.8 $\text{V}^\circ\text{C}^{-1}$. This is a typical behavior of Si APDs [48], which as we show here extends down to -104 °C.

DCR as a function of temperature is shown in Fig. 6(b). The lowest achieved DCR of 0.3 cps was observed for the APD biased 14 V and cooled down to -100 °C. There was a discrepancy between DCR measurements done at different times. The four curves in Fig. 6(b) with dots were measured at one time, and the curve with diamonds for 14 V over breakdown voltage was measured several months later during collecting data for afterpulsing analysis. Down to -70 °C the curves match perfectly, but then one curve levels off whereas the other continues linearly. It could be due to a poor black-out during the measurement. Another possible explanation could be a “memory effect”: after a strong illumination an APD has a higher DCR for a long time

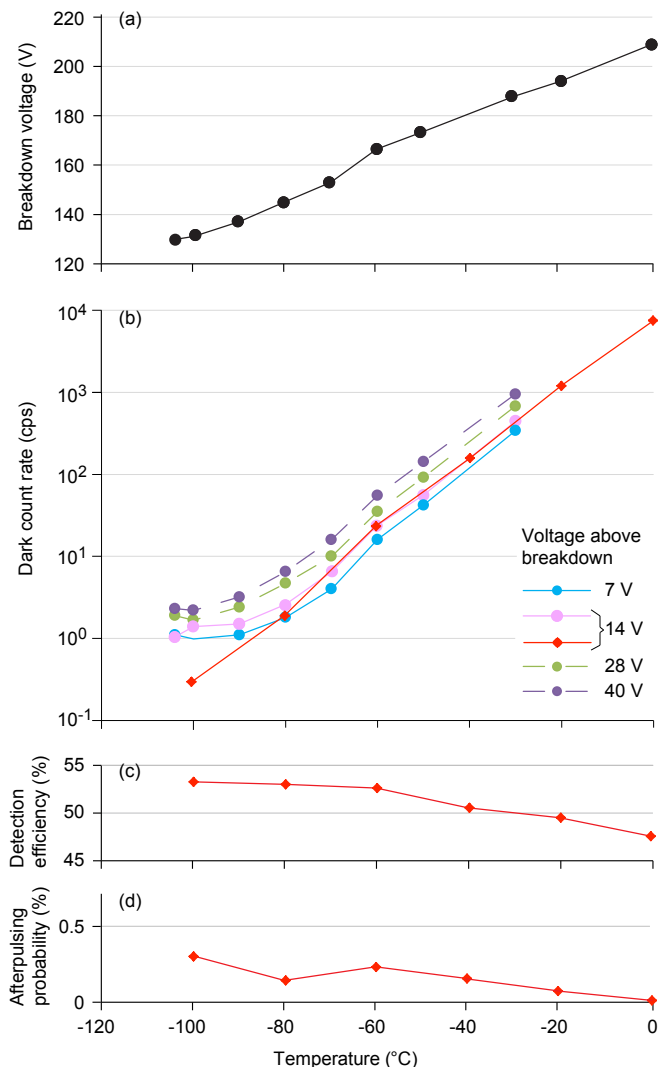


FIG. 6. Detector characteristics of C30902SH: (a) APD breakdown voltage, (b) DCR, (c) detection efficiency, and (d) afterpulsing probability. The latter two were measured at 14 V over breakdown voltage. The data points denoted by red diamonds were measured several months later than the rest of the data.

up to 24 h [49, 50].

To verify experimentally the contribution of black body radiation to our DCR measurement, we performed DCR measurement with the detector lid cooled down below 0 °C, and compared it with measurement when the lid was at room temperature. No notable change in DCR was registered.

Detection efficiency varies in the range 48 to 53% [Fig. 6(c)], decreasing slightly at higher temperatures. However this apparent decrease of efficiency can be partially explained by high DCR leading to saturation of the detector.

We have measured detection timing jitter of C30902SH depending on its bias voltage, temperature, comparator voltage level and position of the beam at the photosen-

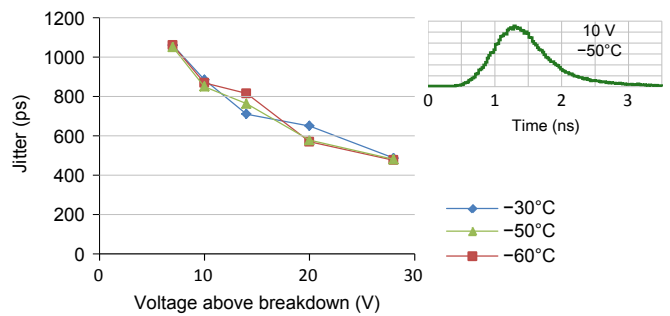


FIG. 7. Detection timing jitter FWHM as a function of the bias voltage measured for C30902SH at three different temperatures: -30 , -50 , -60 °C. As the applied voltage increases, the jitter decreases. An example of a histogram is shown in the **inset**, measured on 10^5 samples at the following conditions: -50 °C, comparator threshold set at 50 mV, bias voltage 10 V above breakdown. Its FWHM is 850 ps.

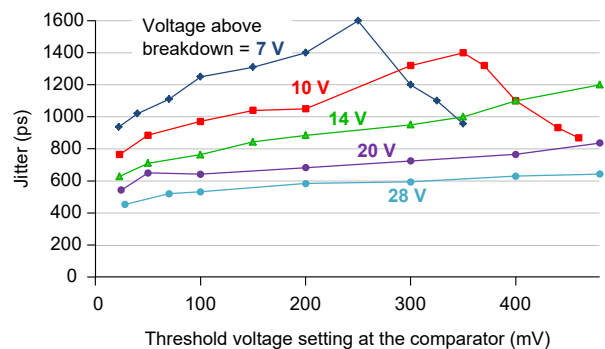


FIG. 8. Detection timing jitter FWHM as a function of comparator threshold voltage for C30902SH at -30 °C. Data taken at -50 and -60 °C are very similar.

sitive area. The timing jitter decreases with the rise of APD's bias voltage in the same way for all three measured temperatures (Fig. 7). This happens due to increase of avalanche propagation speed [32, 44, 51–55]. An example of the jitter distribution is shown in the inset in Fig. 7.

Dependence of the timing jitter of the APD on the comparator setting is presented in Fig. 8. Decrease of the comparator threshold voltage in the avalanche registration circuit leads to a decrease of the jitter.

Avalanches in a Si APD have a randomly varying amplitude and slew rate, as can be observed with an oscilloscope. The large-amplitude avalanches always have higher slew rate, therefore they cross the comparator threshold earlier and thus get registered earlier. To minimize the time scatter between the registration of the avalanches of different amplitude, the comparator threshold level should be set as low as possible. However, it is in practice limited from below by electronic noise and cross talk. Another possible solution could be the use of a fractional comparator, instead of the constant level comparator that it implemented in our circuit.

We have checked the dependence of the APD timing

jitter on the position of incident light within the sensitive area of the APD. The measurement was done at $-50\text{ }^\circ\text{C}$, at five different bias voltages, same as in Fig. 7. The beam was focused into a spot of $25\text{ }\mu\text{m}$ in diameter. The results demonstrate notably lower jitter at the center, with up to 250 ps difference comparing to the edge. The distance between the center and the edge beam positions was $237\text{ }\mu\text{m}$. The data represented in Fig. 7 and Fig. 8 were measured with the beam focused at the center of APD's sensitive area.

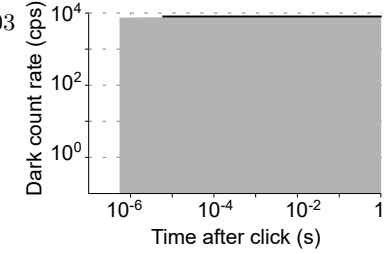
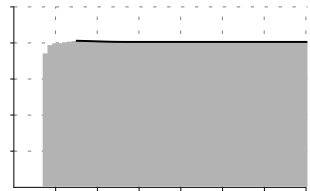
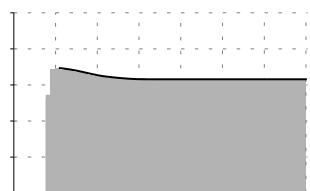
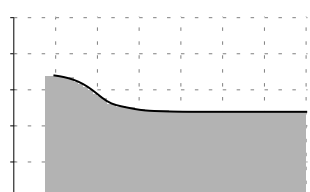
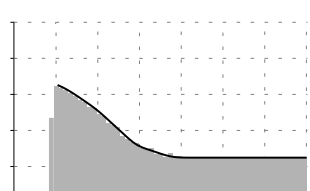
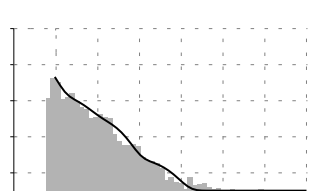
We have calculated afterpulsing probability for C30902SH APD using our method (Sec. IV). The resulting temperature dependence is shown in Fig. 6(d). Afterpulsing notably increases with cooling, but does not exceed 0.35% at the lowest tested temperature of $-100\text{ }^\circ\text{C}$.

Results of our attempted calculation of trap lifetimes are presented in Table I. In order to exclude dead-time effects, the fitting starts from the first bin at or after the global peak that is followed by four more bins with monotonically decreasing values. (For example, in Fig. 5(b) the fitting would start from the 6th non-zero bin counting from the left.) For $0\text{ }^\circ\text{C}$ there is no afterpulsing peak, accordingly, no trap lifetime constants are determined. The decay slope at $-20\text{ }^\circ\text{C}$ is approximated with one exponent, at -40 and $-60\text{ }^\circ\text{C}$ with three exponents, at -80 and $-100\text{ }^\circ\text{C}$ with four exponents. At $-20\text{ }^\circ\text{C}$ the afterpulsing peak is hardly noticeable and noisy; as a result, the fitting curve starts at a later point than at lower temperatures. We reach a good fit at -40 to $-80\text{ }^\circ\text{C}$. However at $-100\text{ }^\circ\text{C}$, where we use the sum of four exponents, the fit is not perfect. We tried to use more than four exponents in this case, but it did not improve the fit. The estimated trap lifetime constants at this temperature have the widest range, between 0.36 and $482\text{ }\mu\text{s}$. Peculiarly, the shortest life time is shorter than the dead time. The data at $-100\text{ }^\circ\text{C}$ is somewhat noisy, owing to the very low DCR and limited measurement time (5.5 days).

Unfortunately we had time to characterize fully our detector with only one APD sample. One more sample of Excelitas C30902SH L0622 was tested for DCR at temperatures down to $-90\text{ }^\circ\text{C}$ and demonstrated a similar level of DCR (0.58 cps at $-91\text{ }^\circ\text{C}$).

We remark that the methodology introduced in this paper has subsequently been used to characterize many more APD samples in Refs. 56 and 57. That testing included three other APD models: Excelitas C30921SH and SLiK, and Laser Components SAP500S2. The afterpulse characterization methodology has also been further refined in Ref. 57, where periodic weak laser pulses are applied to the APD at repetition rate $< 1/l$. This increases the count rate without affecting the afterpulse distribution, and allows to collect data faster at low temperatures.

TABLE I. Trap fitting parameters and afterpulsing histograms at six temperatures. D denotes thermally generated (constant) dark count level. The fit given by τ_i , A_i , and D is plotted as a solid line.

T ($^\circ\text{C}$)	τ (s)	A (cps)	Histogram
0	D	7603	
-20	$1.10 \cdot 10^{-5}$ D	60 1212	
-40	$3.73 \cdot 10^{-6}$ $1.72 \cdot 10^{-5}$ $1.90 \cdot 10^{-4}$ D	108 49 5 155	
-60	$5.36 \cdot 10^{-6}$ $3.94 \cdot 10^{-5}$ $1.84 \cdot 10^{-4}$ D	233 18.5 3 24	
-80	$1.37 \cdot 10^{-6}$ $6.13 \cdot 10^{-6}$ $2.44 \cdot 10^{-5}$ $2.06 \cdot 10^{-4}$ D	133 61 22 2.5 1.9	
-100	$3.6 \cdot 10^{-7}$ $3.4 \cdot 10^{-6}$ $2.75 \cdot 10^{-5}$ $4.82 \cdot 10^{-4}$ D	3446 123 37 2.3 0.3	

VI. APPLICATIONS

Our new detector demonstrates a very low DCR without decreased performance in other important parameters (detection timing jitter, detection efficiency, afterpulsing). Having such SPDs can be beneficial for quantum communication over high-loss channels. We illustrate this with a numerical simulation considering a quantum key distribution experiment via a satellite in a geostationary orbit (GEO). Since GEO satellites stay on a fixed point in the sky, the demands for tracking technology can be relaxed, and uninterrupted quantum connections can be sustained over many hours. Such an experiment has not been realized as of today, which is in part due to insufficient detector technology. With the SPDs presented in this work, even a dual downlink from a GEO satellite could be carried out. Such a scenario has the additional advantage that the satellite does not need to be trusted for quantum communication [58].

The experimental setup in consideration deploys a source of polarization entangled photons on the GEO satellite. These photons are distributed via two free-space downlink channels to two separate ground stations. The single-channel attenuation over such a link has been experimentally specified as about 69 dB [38]. Considering 50% detector efficiency, this amounts to a total dual-link loss of 144 dB. At each ground station, the polarization state of the photons is measured using two detectors of the design presented here. From these measurements, an unconditionally secure key can be created between the two ground stations due to the photons' quantum correlations [59]. Figure 9 shows the expected key rates for different DCR scenarios, following calculations devised in [60]. We assumed a perfect source at the satellite with a pair creation rate of 50 Mcps and a detection timing window of 1 ns (to accommodate the detector jitter). It can clearly be seen that the low-DCR SPDs shown in this work would be an enabling technology for GEO links. Assuming 1 cps DCR, losses as high as 148 dB can be tolerated for creation of a secure key. This beneficial effect of low DCR can be understood as follows: In order to correctly identify photon correlations between the two ground stations, each detection event is recorded in time, and only matching events are considered as pairs. In a regime of very high loss, only a tiny fraction of the actually quantum signal arrives at the detectors, in our case about 1 cps per ground station. If the DCR is of about the same order of magnitude, it is likely for a photon to be mistakenly correlated with a dark count on the other station instead of its actual partner, which degrades the signal-to-noise ratio (SNR). If the SNR drops below 8.1, no secure key can be generated. With our detectors, the tolerable loss for the SNR limit can be substantially increased such that dual-downlink GEO quantum key distribution would be made possible.

In addition to the GEO scenario just described, the teleportation experiment on the Canary Islands over 143 km atmospheric link [20] illustrates the importance

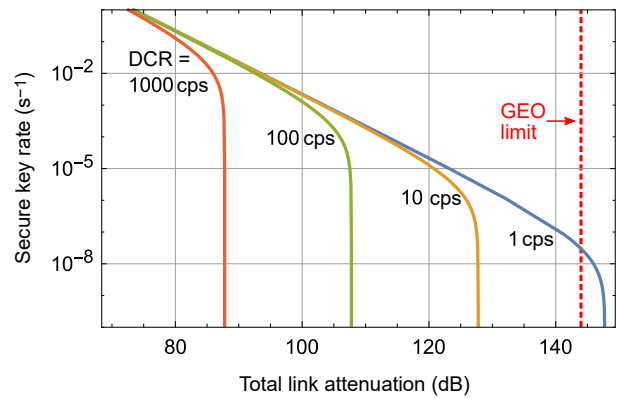


FIG. 9. Simulation results for a dual-downlink quantum key distribution experiment via satellite for different DCR levels of both Alice's and Bob's SPDs.

of detector performance. High amount of airborne sand, rain, fog, and even snow can significantly decrease transparency of the atmosphere there, which indeed happened on the first attempt of teleportation in the summer of 2011. The link attenuation was on the order of 35 dB and no usable data could be obtained with standard commercial SPDs in Bob. In the aftermath they were replaced with a previous version of our SPDs, which had DCR of about 15–20 cps and the same sensitive area of 0.5 mm diameter [20, 43]. A lucky weather condition on the second attempt in April 2012 provided a clear atmosphere resulting in about 30 dB channel loss. However, according to our simulations, the lower-noise SPDs could have saved this experiment even if the higher 35 dB loss recurred. Our last generation of the SPDs presented in this paper demonstrates even lower DCR that makes them good candidates for use in long-distance quantum communication experiments.

VII. DISCUSSION AND CONCLUSION

We have built and characterized a very-low-noise Si-APD based SPD, in a custom compact package and cooled to -100 °C. All main parameters (except the maximum count rate) of our SPD are in a suitable range for use in long-distance quantum communication experiments: DCR is below 1 cps, afterpulsing at the lowest temperature does not exceed 0.35%, detection efficiency is about 50%, detection timing jitter varies between 500 and 1050 ps depending on of the APD bias voltage. Using SPDs with such parameters could be beneficial for experiments of quantum communications over high-loss channels. Afterpulses can be further reduced by discarding them in post-processing, depending on application requirements [39, 61].

The combination of parameters demonstrated in our SPD is not available in commercial products. For example, ID Quantique ID100VIS [62] detector module has a similarly low DCR, however its photosensitive area is

600 times smaller and detection efficiency peaks at 35% at 500 nm. ID120VIS [63] has the same photosensitive area as ours and a slightly higher detection efficiency, at the cost of a much higher DCR of $\lesssim 200$ cps.

For measuring afterpulsing probability, we have developed an improved method of analysis for long trap lifetimes. Our algorithm can be implemented with minor adjustments for analysis of data collected from an APD illuminated with weak periodic light pulses [57]. Furthermore, we have implemented a curve fitting procedure to our data to calculate lifetime constants for carrier traps, and their corresponding amplitudes. Finally, we have illustrated that the low-noise SPD is an enabling technology for a dual-downlink GEO satellite QKD and a 143 km terrestrial teleportation experiment.

The results of the present research have been used for planning detector design for a future space mission [64] and for finding a way of mitigating radiation damage in APDs [56, 57].

Acknowledgments

We thank C. Kurtsiefer, Y.-S. Kim, R. Romero and I. Radchenko for contributions to electronics and me-

chanical design, R. Blach and A. Dube for CNC machining, I. DSouza and X.-s. Ma for discussions.

Funding

This work was supported by European Space Agency, Industry Canada, NSERC (programs Discovery and CryptoWorks21), CFI, Ontario MRI, and U.S. Office of Naval Research.

Availability of data and materials

Raw experimental data and calculations can be obtained from the corresponding author upon a reasonable request.

Competing interests

The authors declare that they have no competing interests.

Authors' contributions

E.A. designed the detector package, conducted the experiment, analysed data, and wrote the paper with contributions from all authors. S.S.H. and D.N. programmed the analysis software and analysed data. M.B. and D.N. conducted measurements. S.N. calculated the GEO satellite performance. V.M. designed the detector electronics. V.M., T.J., and R.U. supervised the study.

-
- [1] C. H. Bennett and G. Brassard, "Quantum cryptography: Public key distribution and coin tossing," in *Proceedings of International Conference on Computers, Systems, and Signal Processing* (IEEE Press, New York, Bangalore, India, 1984) pp. 175–179.
- [2] A. K. Ekert, "Quantum cryptography based on Bell's theorem," *Phys. Rev. Lett.* **67**, 661–663 (1991).
- [3] G. Gilbert and M. Hamrick, *Practical Quantum Cryptography: A Comprehensive Analysis (Part One)*, Tech. Rep. MTR00W0000052 (The MITRE Corporation, 2000) arXiv:quant-ph/0009027.
- [4] W. T. Buttler, R. J. Hughes, S. K. Lamoreaux, G. L. Morgan, J. E. Nordholt, and C. G. Peterson, "Daylight quantum key distribution over 1.6 km," *Phys. Rev. Lett.* **84**, 5652–5655 (2000).
- [5] J. G. Rarity, P. R. Tapster, P. M. Gorman, and P. Knight, "Ground to satellite secure key exchange using quantum cryptography," *New J. Phys.* **4**, 82 (2002).
- [6] Jane E. Nordholt, Richard J. Hughes, George L. Morgan, Charles G. Peterson, and Christopher C. Wipf, "Present and future free-space quantum key distribution," in *Proc. of SPIE on Free-Space Laser Communication Technologies*, Vol. 4635 (2002) pp. 116–126.
- [7] R. Ursin, T. Jennewein, J. Kofler, J. M. Perdigue, L. Cacciapuoti, C. J. de Matos, M. Aspelmeyer, A. Valencia, T. Scheidl, A. Acin, C. Barbieri, G. Bianco, C. Brukner, J. Capmany, S. Cova, D. Gigenbach, W. Leeb, R. H. Hadfield, R. Laflamme, N. Lütkenhaus, G. Milburn, M. Peev, T. Ralph, J. Rarity, R. Renner, E. Samain, N. Solomos, W. Tittel, J. P. Torres, M. Toyoshima, A. Ortigosa-Blanch, V. Pruneri, P. Villoresi, I. Walmsley, G. Weihs, H. Weinfurter, M. Zukowski, and A. Zeilinger, "Space-QUEST, experiments with quantum entanglement in space," *Europhys. News* **40**, 26–29 (2009).
- [8] C. Bonato, A. Tomaello, V. Da Deppo, G. Naletto, and P. Villoresi, "Feasibility of satellite quantum key distribution," *New J. Phys.* **11**, 045017 (2009).
- [9] J.-P. Bourgoin, E. Meyer-Scott, B. L. Higgins, B. Helou, C. Erven, H. Hübel, B. Kumar, D. Hudson, I. D'Souza, R. Girard, R. Laflamme, and T. Jennewein, "A comprehensive design and performance analysis of low earth orbit satellite quantum communication," *New J. Phys.* **15**, 023006 (2013).
- [10] Evan Meyer-Scott, Zhizhong Yan, Allison MacDonald, Jean-Philippe Bourgoin, Hannes Hübel, and Thomas Jennewein, "How to implement decoy-state quantum key distribution for a satellite uplink with 50-dB channel loss," *Phys. Rev. A* **84**, 062326 (2011).
- [11] B. L. Higgins, J.-P. Bourgoin, N. Gigov, E. Meyer-Scott, Z. Yan, and T. Jennewein, "Detailed performance analysis of the proposed QEYSSat quantum receiver satellite," in *Conf. on Lasers and Electro-Optics JW4A.118* (2012).
- [12] E. Gibney, "Chinese satellite is one giant step for the quantum internet," *Nature* **535**, 478–479 (2016).
- [13] Bi-Xiao Wang, Yingqiu Mao, Lei Shen, Lei Zhang, Xiao-Bo Lan, Dawei Ge, Yuyang Gao, Juhao Li, Yan-Lin Tang, Shi-Biao Tang, Jun Zhang, Teng-Yun Chen, and Jian-Wei Pan, "Long-distance transmission of quantum key distribution coexisting with classical optical communication over weakly-coupled few-mode fiber," *Opt. Express* **28**, 12558 (2020).
- [14] Kejin Wei, Wei Li, Hao Tan, Yang Li, Hao Min, Wei-Jun Zhang, Hao Li, Lixing You, Zhen Wang, Xiao Jiang, Teng-Yun Chen, Sheng-Kai Liao, Cheng-Zhi Peng, Feihu Xu, and Jian-Wei Pan, "High-speed measurement-

- device-independent quantum key distribution with integrated silicon photonics,” *Phys. Rev. X* **10**, 031030 (2020).
- [15] Jiu-Peng Chen, Chi Zhang, Yang Liu, Cong Jiang, Weijun Zhang, Xiao-Long Hu, Jian-Yu Guan, Zong-Wen Yu, Hai Xu, Jin Lin, Ming-Jun Li, Hao Chen, Hao Li, Lixing You, Zhen Wang, Xiang-Bin Wang, Qiang Zhang, and Jian-Wei Pan, “Sending-or-not-sending with independent lasers: secure twin-field quantum key distribution over 509 km,” *Phys. Rev. Lett.* **124**, 070501 (2020).
- [16] Zheng-Da Li, Rui Zhang, Xu-Fei Yin, Li-Zheng Liu, Yi Hu, Yu-Qiang Fang, Yue-Yang Fei, Xiao Jiang, Jun Zhang, Li Li, Nai-Le Liu, Feihu Xu, Yu-Ao Chen, and Jian-Wei Pan, “Experimental quantum repeater without quantum memory,” *Nat. Photonics* **13**, 644 (2019).
- [17] W. T. Buttler, R. J. Hughes, P. G. Kwiat, S. K. Lamoreaux, G. G. Luther, G. L. Morgan, J. E. Nordholt, C. G. Peterson, and C. M. Simmons, “Practical free-space quantum key distribution over 1 km,” *Phys. Rev. Lett.* **81**, 3283 (1998).
- [18] R. J. Hughes, J. E. Nordholt, D. Derkacs, and C. G. Peterson, “Practical free-space quantum key distribution over 10 km in daylight and at night,” *New J. Phys.* **4**, 43 (2002).
- [19] R. Ursin, F. Tiefenbacher, T. Schmitt-Manderbach, H. Weier, T. Scheidl, M. Lindenthal, B. Blauensteiner, T. Jennewein, J. Perdigues, P. Trojek, B. Ömer, M. Fürst, M. Meyenburg, J. Rarity, Z. Sodnik, C. Barbieri, H. Weinfurter, and A. Zeilinger, “Entanglement-based quantum communication over 144 km,” *Nat. Phys.* **3**, 481–486 (2007).
- [20] Xiao-Song Ma, Thomas Herbst, Thomas Scheidl, Daqing Wang, Sebastian Kropatschek, William Naylor, Bernhard Wittmann, Alexandra Mech, Johannes Kofler, Elena Anisimova, Vadim Makarov, Thomas Jennewein, Rupert Ursin, and Anton Zeilinger, “Quantum teleportation over 143 kilometres using active feed-forward,” *Nature* **489**, 269 (2012).
- [21] S. K. Joshi, J. Pienaar, T. C. Ralph, L. Cacciapuoti, V. McCutcheon, J. Rarity, D. Giggenbach, J. G. Lim, V. Makarov, I. Fuentes, T. Scheidl, E. Beckert, M. Bourennane, D. E. Bruschi, A. Cabello, J. Capmany, A. Carrasco-Casado, E. Diamanti, M. Dušek, D. Elser, A. Gulinatti, R. H. Hadfield, T. Jennewein, R. Kaltenbaek, M. A. Krainak, H.-K. Lo, Ch. Marquardt, G. Milburn, M. Peev, A. Poppe, V. Pruneri, R. Renner, C. Salomon, J. Skaar, N. Solomos, M. Stipčević, J. P. Torres, M. Toyoshima, P. Villoresi, I. Walmsley, G. Weihs, H. Weinfurter, A. Zeilinger, M. Zukowski, and R. Ursin, “Space QUEST mission proposal: experimentally testing decoherence due to gravity,” *New J. Phys.* **20**, 20063016 (2018).
- [22] Juan Yin, Yuan Cao, Yu-Huai Li, Ji-Gang Ren, Sheng-Kai Liao, Liang Zhang, Wen-Qi Cai, Wei-Yue Liu, Bo Li, Hui Dai, Ming Li, Yong-Mei Huang, Lei Deng, Li Li, Qiang Zhang, Nai-Le Liu, Yu-Ao Chen, Chao-Yang Lu, Rong Shu, Cheng-Zhi Peng, Jian-Yu Wang, and Jian-Wei Pan, “Satellite-to-ground entanglement-based quantum key distribution,” *Phys. Rev. Lett.* **119**, 200501 (2017).
- [23] Sheng-Kai Liao, Wen-Qi Cai, Johannes Handsteiner, Bo Liu, Juan Yin, Liang Zhang, Dominik Rauch, Matthias Fink, Ji-Gang Ren, Wei-Yue Liu, Yang Li, Qi Shen, Yuan Cao, Feng-Zhi Li, Jian-Feng Wang, Yong-Mei Huang, Lei Deng, Tao Xi, Lu Ma, Tai Hu, Li Li, Nai-Le Liu, Franz Koidl, Peiyuan Wang, Yu-Ao Chen, Xiang-Bin Wang, Michael Steindorfer, Georg Kirchner, Chao-Yang Lu, Rong Shu, Rupert Ursin, Thomas Scheidl, Cheng-Zhi Peng, Jian-Yu Wang, Anton Zeilinger, and Jian-Wei Pan, “Satellite-relayed intercontinental quantum network,” *Phys. Rev. Lett.* **120**, 030501 (2018).
- [24] Meng Yang, Feihu Xu, Ji-Gang Ren, Juan Yin, Yang Li, Yuan Cao, Qi Shen, Hai-Lin Yong, Liang Zhang, Sheng-Kai Liao, Jian-Wei Pan, and Cheng-Zhi Peng, “Spaceborne, low-noise, single-photon detection for satellite-based quantum communications,” *Opt. Express* **27**, 36114 (2019).
- [25] Xuan Han, Hai-Lin Yong, Ping Xu, Kui-Xing Yang, Shuang-Lin Li, Wei-Yang Wang, Hua-Jian Xue, Feng-Zhi Li, Ji-Gang Ren, Cheng-Zhi Peng, and Jian-Wei Pan, “Polarization design for ground-to-satellite quantum entanglement distribution,” *Opt. Express* **28**, 369 (2020).
- [26] Qi Shen, Jian-Yu Guan, Ting Zeng, Qi-Ming Lu, Liang Huang, Yuan Cao, Jiu-Peng Chen, Tian-Qi Tao, Jin-Cai Wu, Lei Hou, Sheng-Kai Liao, Ji-Gang Ren, Juan Yin, Jian-Jun Jia, Hai-Feng Jiang, Cheng-Zhi Peng, Qiang Zhang, and Jian-Wei Pan, “Experimental simulation of time and frequency transfer via an optical satellite-ground link at 10^{-18} instability,” *Optica* **8**, 471 (2021).
- [27] C Erven, B Heim, E Meyer-Scott, J P Bourgoin, R Laflamme, G Weihs, and T Jennewein, “Studying free-space transmission statistics and improving free-space quantum key distribution in the turbulent atmosphere,” *New J. Phys.* **14**, 123018 (2012).
- [28] Sheng-Kai Liao, Wen-Qi Cai, Wei-Yue Liu, Liang Zhang, Yang Li, Ji-Gang Ren, Juan Yin, Qi Shen, Yuan Cao, Zheng-Ping Li, Feng-Zhi Li, Xia-Wei Chen, Li-Hua Sun, Jian-Jun Jia, Jin-Cai Wu, Xiao-Jun Jiang, Jian-Feng Wang, Yong-Mei Huang, Qiang Wang, Yi-Lin Zhou, Lei Deng, Tao Xi, Lu Ma, Tai Hu, Qiang Zhang, Yu-Ao Chen, Nai-Le Liu, Xiang-Bin Wang, Zhen-Cai Zhu, Chao-Yang Lu, Rong Shu, Cheng-Zhi Peng, Jian-Yu Wang, and Jian-Wei Pan, “Satellite-to-ground quantum key distribution,” *Nature* **549**, 43–47 (2017).
- [29] Ji-Gang Ren, Ping Xu, Hai-Lin Yong, Liang Zhang, Sheng-Kai Liao, Juan Yin, Wei-Yue Liu, Wen-Qi Cai, Meng Yang, Li Li, Kui-Xing Yang, Xuan Han, Yong-Qiang Yao, Ji Li, Hai-Yan Wu, Song Wan, Lei Liu, Ding-Quan Liu, Yao-Wu Kuang, Zhi-Ping He, Peng Shang, Cheng Guo, Ru-Hua Zheng, Kai Tian, Zhen-Cai Zhu, Nai-Le Liu, Chao-Yang Lu, Rong Shu, Yu-Ao Chen, Cheng-Zhi Peng, Jian-Yu Wang, and Jian-Wei Pan, “Ground-to-satellite quantum teleportation,” *Nature* **549**, 70–73 (2017).
- [30] Ping Xu, Yiqiu Ma, Ji-Gang Ren, Hai-Lin Yong, Timothy C. Ralph, Sheng-Kai Liao, Juan Yin, Wei-Yue Liu, Wen-Qi Cai, Xuan Han, Hui-Nan Wu, Wei-Yang Wang, Feng-Zhi Li, Meng Yang, Feng-Li Lin, Li Li, Nai-Le Liu, Yu-Ao Chen, Chao-Yang Lu, Yanbei Chen, Jingyun Fan, Cheng-Zhi Peng, and Jian-Wei Pan, “Satellite testing of a gravitationally induced quantum decoherence model,” *Science* **366**, 132–135 (2019).
- [31] R. H. Haitz, “Mechanisms contributing to the noise pulse rate of avalanche diodes,” *J. Appl. Phys.* **36**, 3123–3131 (1965).
- [32] S. Cova, M. Ghioni, A. Lacaita, C. Samori, and F. Zappa, “Avalanche photodiodes and quenching circuits for single-photon detection,” *Appl. Opt.* **35**, 1956–

- 1976 (1996).
- [33] S. Cova, M. Ghioni, A. Lotito, I. Rech, and F. Zappa, “Evolution and prospects for single-photon avalanche diodes and quenching circuits,” *J. Mod. Opt.* **51**, 1267–1288 (2004).
- [34] A. Lacaita, P. A. Francese, F. Zappa, and S. Cova, “Single-photon detection beyond 1 μm : performance of commercially available germanium photodiodes,” *Appl. Opt.* **33**, 6902–6918 (1994).
- [35] C. H. Bennett, F. Bessette, L. Salvail, G. Brassard, and J. Smolin, “Experimental quantum cryptography,” *J. Cryptology* **5**, 3–28 (1992).
- [36] Zhongkan Tang, Rakhitha Chandrasekara, Yue Chuan Tan, Cliff Cheng, Luo Sha, Goh Cher Hiang, Daniel K. L. Oi, and Alexander Ling, “Generation and analysis of correlated pairs of photons aboard a nanosatellite,” *Phys. Rev. Appl.* **5**, 054022 (2016).
- [37] Bob P. F. Dirks, Ivan Ferrario, Alessandro Le Pera, Daniele Vito Finocchiaro, Marine Desmons, Dorus de Lange, Harry de Man, Arjan J. H. Meskers, Jaco Morits, Niels M. P. Neumann, Rudolf Saathof, and Gert Witvoet, “GEOQKD: Quantum Key Distribution from a geostationary satellite,” in *Proc. of SPIE on International Conference on Space Optics — ICSO 2020*, Vol. 118520J-2 (2021) pp. 222 – 236.
- [38] Kevin Günthner, Imran Khan, Dominique Elser, Birgit Stiller, Ömer Bayraktar, Christian R. Müller, Karen Saucke, Daniel Tröndle, Frank Heine, Stefan Seel, Peter Greulich, Herwig Zech, Björn Gütlich, Sabine Philipp-May, Christoph Marquardt, and Gerd Leuchs, “Quantum-limited measurements of optical signals from a geostationary satellite,” *Optica* **4**, 611–616 (2017).
- [39] A. Yoshizawa, R. Kaji, and H. Tsuchida, “A method of discarding after-pulses in single-photon detection for quantum key distribution,” *Jpn. J. Appl. Phys.* **41**, 6016–6017 (2002).
- [40] A. C. Giudice, M. Ghioni, S. Cova, and F. Zappa, “A process and deep level evaluation tool: afterpulsing in avalanche junctions,” in *European Solid-State Device Research, 2003. ESSDERC '03. 33rd Conference, Estoril, Portugal* (2003) pp. 347–350.
- [41] Mark A. Itzler, Xudong Jiang, and Mark Entwistle, “Power law temporal dependence of InGaAs/InP SPAD afterpulsing,” *J. Mod. Opt.* **59**, 1472 (2012).
- [42] G. Humer, M. Peev, C. Schaeff, S. Ramelow, M. Stipčević, and R. Ursin, “A simple and robust method for estimating afterpulsing in single photon detectors,” *J. Lightwave Technol.* **33**, 3098–3107 (2015).
- [43] Y.-S. Kim, Y.-C. Jeong, S. Sauge, V. Makarov, and Y.-H. Kim, “Ultra-low noise single-photon detector based on Si avalanche photodiode,” *Rev. Sci. Instrum.* **82**, 093110 (2011).
- [44] R. H. Haitz, “Model for the electrical behavior of a microplasma,” *J. Appl. Phys.* **35**, 1370–1376 (1964).
- [45] Audun Nystad Bugge, Sebastien Sauge, Aina Mardhiyah M. Ghazali, Johannes Skaar, Lars Lydersen, and Vadim Makarov, “Laser damage helps the eavesdropper in quantum cryptography,” *Phys. Rev. Lett.* **112**, 070503 (2014).
- [46] F. Marsili, V. B. Verma, J. A. Stern, S. Harrington, A. E. Lita, T. Gerrits, I. Vayshenker, B. Baek, M. D. Shaw, R. P. Mirin, and S. W. Nam, “Detecting single infrared photons with 93% system efficiency,” *Nat. Photonics* **7**, 210 (2013).
- [47] Sergio Cova, A. Lacaita, and G. Ripamonti, “Trapping phenomena in avalanche photodiodes on nanosecond scale,” *IEEE Electron Device Lett.* **12**, 685–687 (1991).
- [48] The origin of this effect is that at higher temperature, larger semiconductor lattice vibrations lead to higher nonelastic collision probability with carriers [65]. The carriers that collide with the lattice more often need higher electric field to gain sufficient energy for ionization (to generate more carriers and sustain avalanche). This leads to higher breakdown voltage [31, 33, 44].
- [49] C30902 and C30921 series high-speed solid state detectors for low light level applications data sheet, http://www.excelitas.com/downloads/DTS_C30902_C30921.pdf, visited 11 Jan 2019.
- [50] SPCM-AQRH single photon counting module data sheet, http://www.excelitas.com/Downloads/DTS_SPCM-AQRH.pdf, visited 11 Jan 2019.
- [51] A. Lacaita, M. Ghioni, F. Zappa, G. Ripamonti, and S. Cova, “Recent advances in the detection of optical photons with silicon photodiodes,” *Nucl. Instr. Methods Phys. Res. A* **326**, 290–294 (1993).
- [52] A. Lacaita, M. Ghioni, F. Zappa, G. Ripamonti, and S. Cova, “Photon-assisted avalanche spreading in reach-through photodiodes,” *Appl. Phys. Lett.* **62**, 606 (1993).
- [53] S. Cova, G. Ripamonti, and A. Lacaita, “Avalanche semiconductor detector for single optical photons with a time resolution of 60 ps,” *Nucl. Instr. Methods Phys. Res. A* **253**, 482–487 (1987).
- [54] S. Cova, A. Lacaita, M. Ghioni, and G. Ripamonti, “20-ps timing resolution with single-photon avalanche diodes,” *Rev. Sci. Instrum.* **60**, 1104 (1989).
- [55] A. Spinelli and A. L. Lacaita, “Physics and numerical simulation of single photon avalanche diodes,” *IEEE Trans. Electron Devices* **44**, 1931–1943 (1997).
- [56] Elena Anisimova, Brendon L. Higgins, Jean-Philippe Bourgoin, Miles Cranmer, Eric Choi, Danya Hudson, Louis P. Piche, Alan Scott, Vadim Makarov, and Thomas Jennewein, “Mitigation of radiation damage of single photon detectors for space applications,” *EPJ Quantum Technol.* **4**, 10 (2017).
- [57] Jin Gyu Lim, Elena Anisimova, Brendon L. Higgins, Jean-Philippe Bourgoin, Thomas Jennewein, and Vadim Makarov, “Laser annealing heals radiation damage in single-photon avalanche photodiodes,” *EPJ Quantum Technol.* **4**, 11 (2017).
- [58] Juan Yin, Yu-Huai Li, Sheng-Kai Liao, Meng Yang, Yuan Cao, Liang Zhang, Ji-Gang Ren, Wen-Qi Cai, Wei-Yue Liu, Shuang-Lin Li, Rong Shu, Yong-Mei Huang, Lei Deng, Li Li, Qiang Zhang, Nai-Le Liu, Yu-Ao Chen, Chao-Yang Lu, Xiang-Bin Wang, Feihu Xu, Jian-Yu Wang, Cheng-Zhi Peng, Artur K. Ekert, and Jian-Wei Pan, “Entanglement-based secure quantum cryptography over 1,120 kilometres,” *Nature* **582**, 501–505 (2020).
- [59] C. H. Bennett, G. Brassard, and N. D. Mermin, “Quantum cryptography without Bell’s theorem,” *Phys. Rev. Lett.* **68**, 557–559 (1992).
- [60] Xiongfeng Ma, Chi-Hang Fred Fung, and Hoi-Kwong Lo, “Quantum key distribution with entangled photon sources,” *Phys. Rev. A* **76**, 012307 (2007).
- [61] A. Yoshizawa, R. Kaji, and H. Tsuchida, “After-pulse-discarding in single-photon detection to reduce bit errors in quantum key distribution,” *Opt. Express* **11**, 1303–1309 (2003).

- [62] ID100VIS visible single-photon detector data sheet, <http://www.idquantique.com/photon-counting/photon-counting-modules/id100/>, visited 14 Apr 2020.
- [63] ID120VIS visible single-photon detector data sheet, <http://www.idquantique.com/photon-counting/photon-counting-modules/id120/>, visited 14 Apr 2020.
- [64] Christopher J. Pugh, Sarah Kaiser, Jean-Philippe Bourgoin, Jeongwan Jin, Nigar Sultana, Sascha Agne, Elena Anisimova, Vadim Makarov, Eric Choi, Brendon L. Higgins, and Thomas Jennewein, “Airborne demonstration of a quantum key distribution receiver payload,” *Quantum Sci. Technol.* **2**, 024009 (2017).
- [65] S. M. Sze and K. K. Ng, *Physics of Semiconductor Devices* (Wiley-Interscience, 2007).