

Many-body chaos and anomalous diffusion across thermal phase transitions in two dimensions

Sibaram Ruidas and Sumilan Banerjee*

Centre for Condensed Matter Theory, Department of Physics, Indian Institute of Science, Bangalore 560012, India * sumilan@iisc.ac.in

July 4, 2022

Abstract

Chaos is an important characterization of classical dynamical systems. How is chaos linked to the long-time dynamics of collective modes across phases and phase transitions? We address this by studying chaos across Ising and Kosterlitz-Thouless transitions in classical XXZ model. We show that spatio-temporal chaotic properties have crossovers across the transitions and distinct temperature dependence in the high and low-temperature phases which show normal and anomalous diffusions, respectively. Our results also provide new insights into the dynamics of interacting quantum systems in the semiclassical limit.

Contents

1	Introduction	2
2	Model, dynamics and OTOC	3
3	Overview of the dynamical phase diagram of classical XXZ model: Chaos and dynamical correlations	5
4	Results	7
4.1	Thermodynamics	7
4.2	Many-body chaos	7
4.3	Dynamical spin-spin correlations, diffusion and anomalous diffusion	9
5	Conclusion	12
A	Thermodynamic Properties	13
A.1	Spin stiffness and KT transition	13
A.2	Two dimensional (2d) Ising transition	14
A.3	Spin-wave dispersion	14
B	Classical OTOC	15
C	Spin auto-correlation functions	16
	References	17

1 Introduction

Chaotic systems are described by a growth rate, the maximum Lyapunov exponent $\lambda_L (> 0)$, of perturbation to the initial condition. In recent years, a *quantum* Lyapunov exponent, and a butterfly velocity v_B for ballistic spread of local perturbation, computed from the out-of-time-order commutator (OTOC) have emerged as important measures for chaos in quantum many-body systems having some well-defined semiclassical limit [1–4]. In these quantum systems where the Lyapunov exponent can be extracted, it has been perceived as a rate for early-to-intermediate-time thermalization, namely the emergence of statistical mechanical description during dynamical evolution of the system. However, it is still controversial [5] whether chaos in isolated interacting classical systems is essential for thermalization.

The recent interest in chaos in quantum many-body systems stems from the proof of a remarkable upper bound, $2\pi k_B T/\hbar$, for λ_L [6] and a relation, $D \sim v_B^2/\lambda_L$, between diffusion coefficient D , a quantity related to transport, and λ_L and v_B in certain strongly interacting systems [7]. Such bounds, though phenomenologically conjectured, e.g., for transport scattering rate [8, 9], are not concretely established for more conventional thermalization or relaxation rates, i.e. those extracted from usual time-ordered correlation functions. As a result, even setting aside the issue of actual role of chaos in thermalization, the temperature (T) dependence of λ_L , and other quantities related to chaos, can serve as a fundamental characterization of phases and phase transition as various chaotic fixed points, e.g. certain non-Fermi liquids and Fermi liquids [10–13]. The former are highly chaotic with $\lambda_L \sim T$ at low temperature, whereas the weakly interacting Fermi liquids show $\lambda_L \sim T^2$, essentially dictated by quasiparticle decay rate. Motivated by these, here we ask whether many-body chaos can be used to classify phases and finite- T phase transitions in classical systems with intrinsic dynamics, e.g. systems of interacting classical Heisenberg spins on a lattice with precession dynamics.

However, typically, chaos is a probe of the short- and intermediate-time behaviour. On the other hand, the long-time dynamical properties of interacting many-body systems, in symmetry broken and unbroken phases, and across phase transitions, are mostly characterized by the properties of the collective low-energy excitations, hydrodynamic and critical modes. How are the short-time chaotic properties of many-body systems related to their long-time dynamics? To address these questions, we look into the connection of chaos with transport, characterized in terms of usual dynamical spin-spin correlations in the spin system.

Classical many-body chaos under Poisson-bracket spin dynamics has been studied in some recent works for various spin models at high [14] and low temperatures [15], as well as across a spin-glass transition in a zero-dimensional spin model [16]. Also, there have been similar studies in other dynamical models like Burgers hydrodynamics [17], and in the classical limit of a relativistic field theory [18]. There are many earlier studies of maximum Lyapunov exponent as well as full Lyapunov spectrum in spin models, molecular systems, and across classical phase transitions [19–30]. The conventional Lyapunov spectrum analysis, though, in principle, can reveal the spatiotemporal structure of chaos [31–33], typically makes the direct information about the spatial structure somewhat obscure. In this regard, a spatiotemporal *correlation function* like OTOC [14, 34] provides much more transparent way, e.g., to reveal spatial spread of a local perturbation. Thus, in contrast to earlier works [19–30], using a classical version of OTOC [14], we establish the detailed temperature dependence of both temporal (λ_L) and spatial (v_B) characteristics of chaos across two *classic* thermal phase transitions in two dimensions, under a microscopic spin dynamics that is directly connected with the quantum dynamics in the semiclassical limit. We show that the chaotic properties, in general, are rather impervious to the nature of transport, namely whether the system exhibits diffusion or anomalous diffusion.

2 Model, dynamics and OTOC

We study the classical XXZ model on a square lattice described by the Hamiltonian

$$\mathcal{H} = -\frac{J}{2} \sum_{\mathbf{r}, \delta} (S_{\mathbf{r}}^x S_{\mathbf{r}+\delta}^x + S_{\mathbf{r}}^y S_{\mathbf{r}+\delta}^y + \Delta S_{\mathbf{r}}^z S_{\mathbf{r}+\delta}^z), \quad (1)$$

where $\mathbf{S}_{\mathbf{r}} = (S_{\mathbf{r}}^x, S_{\mathbf{r}}^y, S_{\mathbf{r}}^z)$ are unit length spin vectors on lattice site \mathbf{r} with total N sites and J is the coupling between spins on the nearest neighbor bonds along $\delta = \pm\hat{\mathbf{x}}, \pm\hat{\mathbf{y}}$ directions. The anisotropy $\Delta \geq 0$ can be varied to change the nature of the finite- T phase transition. For example, the system undergoes a transition at a non-zero temperature T_{KT} in the Kosterlitz-Thouless (KT) [35] universality class for $\Delta < 1$ (*easy plane*), and an Ising transition for $\Delta > 1$ (*easy axis*), while the isotropic ($\Delta = 1$) point does not have any finite- T transition. The chaotic properties of the isotropic point have been studied by Bilitewski et al. [36] in an independent work.

We study chaotic properties of the model in Eq.(1) using the classical OTOC [14], along with more conventional dynamical spin correlation function $\langle \mathbf{S}_{\mathbf{r}}(t) \cdot \mathbf{S}_{\mathbf{r}'}(0) \rangle$, for the Poisson bracket dynamics

$$\frac{d\mathbf{S}_{\mathbf{r}}}{dt} = \{\mathbf{S}_{\mathbf{r}}, \mathcal{H}\} = \mathbf{S}_{\mathbf{r}} \times \mathbf{h}_{\mathbf{r}}. \quad (2)$$

The Poisson bracket of two functions $f(\{\mathbf{S}_{\mathbf{r}}\})$ and $g(\{\mathbf{S}_{\mathbf{r}}\})$ is defined as $\{f, g\} = \sum_{\mathbf{r}, i, j, k} \epsilon^{ijk} (\partial f / \partial S_{\mathbf{r}}^i) (\partial g / \partial S_{\mathbf{r}}^j) S_{\mathbf{r}}^k$, where ϵ^{ijk} Levi-Civita tensor with $i, j, k = x, y, z$. Here $\mathbf{h}_{\mathbf{r}} = J \sum_{\delta} (S_{\mathbf{r}+\delta}^x \hat{\mathbf{x}} + S_{\mathbf{r}+\delta}^y \hat{\mathbf{y}} + \Delta S_{\mathbf{r}+\delta}^z \hat{\mathbf{z}})$ is the effective field on the spin at \mathbf{r} . For $\Delta \neq 1$, apart from total energy, the dynamics conserves $S_{\text{total}}^z = \sum_{\mathbf{r}} S_{\mathbf{r}}^z$. This hydrodynamic mode is expected to lead to diffusive behaviour for dynamical spin correlation function at long times.

To characterize the chaotic properties of the model of Eq.(1), we use a classical version of OTOC, or the so-called *cross correlator* or *decorrelator*, introduced in ref. [14],

$$\mathcal{D}(\mathbf{r}, t) \equiv 1 - \langle \mathbf{S}_{a\mathbf{r}}(t) \cdot \mathbf{S}_{b\mathbf{r}}(t) \rangle, \quad (3)$$

where a and b denote two copies of the initial configuration ($t = 0$), with b slightly perturbed from a at $\mathbf{r} = \mathbf{0}$ such that $\mathbf{S}_{b\mathbf{r}}(0) = \mathbf{S}_{a\mathbf{r}}(0) + \delta\mathbf{S}_0 \delta_{\mathbf{r}, \mathbf{0}}$. The small perturbation, $|\delta\mathbf{S}_0| \approx \varepsilon$, is chosen to be orthogonal to $\mathbf{S}_{a\mathbf{0}}(0)$, i.e. $\delta\mathbf{S}_0 \cdot \mathbf{S}_{a\mathbf{0}}(0) = 0$. More specifically, following Ref. [14], we generate the initial configuration $\{\mathbf{S}_{b\mathbf{r}}(0)\}$ for replica b by rotating \mathbf{S}_0 slightly about a unit vector $\hat{\mathbf{n}} = (\hat{\mathbf{z}} \times \mathbf{S}_0) / |(\hat{\mathbf{z}} \times \mathbf{S}_0)|$ such that the perturbation at $t = 0$ becomes $\delta\mathbf{S}_0 = \varepsilon(\hat{\mathbf{n}} \times \mathbf{S}_0)$. The perturbation only preserves the normalization of the spin \mathbf{S}_0 up to $\mathcal{O}(\varepsilon)$. For the particular choice of perturbation, the connection of $\mathcal{D}(\mathbf{r}, t)$ with the quantum out-of-time-ordered commutator $\langle [\mathbf{S}_{\mathbf{r}}(t), \hat{\mathbf{n}} \cdot \mathbf{S}_0(0)]^2 \rangle$ in the semi-classical limit, where commutator is replaced by Poisson bracket, has been discussed in Ref. [14]. We note that $\mathcal{D}(\mathbf{r} \neq \mathbf{0}, 0)$ is identically zero, and, since $\delta\mathbf{S}_0 \perp \mathbf{S}_0$, $\mathcal{D}(\mathbf{0}, 0) = 0$, as $\mathbf{S}_{a\mathbf{r}}(0) \cdot \mathbf{S}_{b\mathbf{r}}(0) = 1$ at any \mathbf{r} . The averaging $\langle \dots \rangle$ is over initial equilibrated spin configurations $\{\mathbf{S}_{a\mathbf{r}}(0)\}$ drawn from a thermal distribution $\propto e^{-\mathcal{H}(\{\mathbf{S}_{a\mathbf{r}}(0)\})/T}$ (Boltzmann constant $k_B = 1$). Starting from the slightly different initial conditions as discussed above, the two copies are time evolved independently via spin-precession dynamics of Eq.(2). The classical OTOC $\mathcal{D}(\mathbf{r}, t)$ measures the amount of *de-correlation* at (\mathbf{r}, t) between the configurations in the two replicas or the trajectories, which are almost completely correlated at $t = 0$. The classical OTOC differs at $\mathcal{O}(\varepsilon^2)$ from the more conventional measure of spatio-temporal divergence of two trajectories [37], $\langle (\delta\mathbf{S}_{\mathbf{r}}(t))^2 \rangle = \langle (\mathbf{S}_{a\mathbf{r}}(t) - \mathbf{S}_{b\mathbf{r}}(t))^2 \rangle$. Starting at $\mathcal{O}(\varepsilon^2)$ at $t = 0$, the latter is expected to grow exponentially, e.g. at $\mathbf{r} = \mathbf{0}$, as $\varepsilon^2 e^{2\lambda_L t}$ over a Lyapunov time window $t \sim \lambda_L^{-1} \ln \varepsilon^{-2}$ in a chaotic system. We show that $\langle (\delta\mathbf{S}_{\mathbf{r}}(t))^2 \rangle$ and the classical OTOC of Eq.(3), both have an early-time regime $0 \leq t \leq t_0$, where $\langle (\delta\mathbf{S}_0(t))^2 \rangle$ and $\mathcal{D}(\mathbf{0}, t)$ initially change non-exponentially to $\mathcal{O}(\varepsilon^2)$, and then grows exponentially for $t > t_0$. In fact, both $\langle (\delta\mathbf{S}_0(t))^2 \rangle$ and $\mathcal{D}(\mathbf{0}, t)$

initially decrease before start increasing with a power-law time dependence till t_0 . Nonetheless, t_0 is found to be closely connected with the chaos time scale $1/\lambda_L$, as we discuss later.

The main motivations for studying the spatio-temporal OTOC [Eq.(3)] in the model of Eq.(1) are twofold. One, as stated in the introduction, is to dynamically characterize the thermodynamic phase diagram of a spin model with well-known two-dimensional (2d) phase transitions. The XXZ model allows to tune the relative contribution of various hydrodynamic, low-energy and critical modes in the dynamics by changing temperature and anisotropy, and thus to probe the potential role of these collective modes on chaos. The second motivation comes from the fact that the spin precession dynamics [Eq.(2)] can be obtained as a classical large- S (spin) limit of the Heisenberg equation of motion for the quantum XXZ model. Hence, chaotic properties of such classical model can give useful insights even about the quantum model. The results from the classical dynamics could be particularly relevant near finite-temperature continuous phase transitions, where quantum effects for the dynamics are generally believed to be irrelevant [38] due to divergent length and time scales.

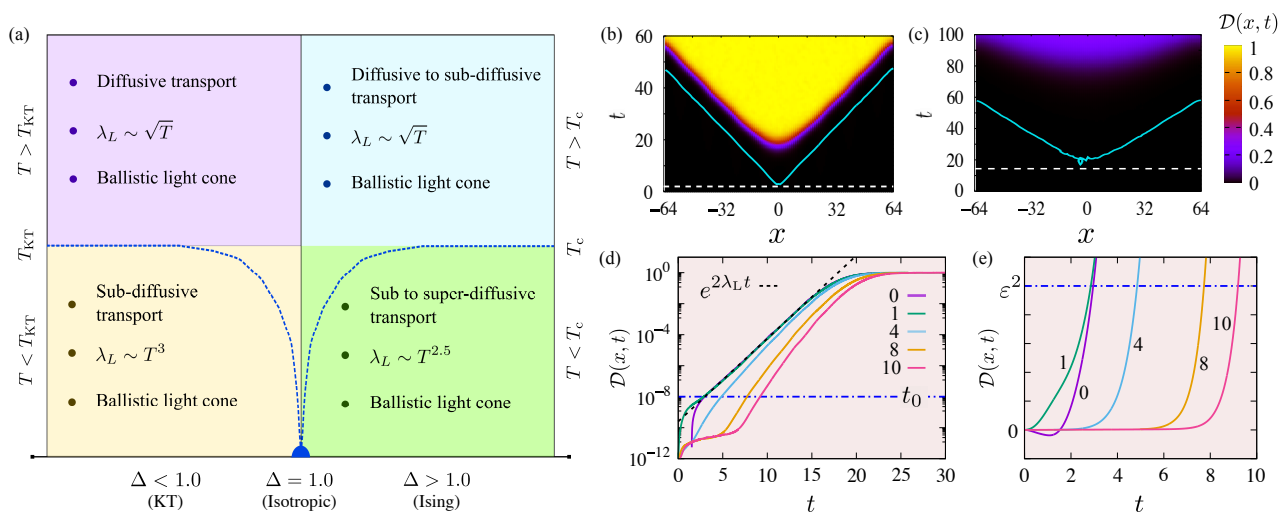


Figure 1: Phase diagram and spatio-temporal evolution of classical OTOC in 2d XXZ model: (a) Schematic phase diagram showing dynamical transitions and/or crossovers in terms of chaos and transport across KT and Ising transitions for easy-plane ($\Delta < 1$) and easy-axis ($\Delta > 1$) anisotropies. (b) and (c) show the growth and spread of initial perturbation at the origin for $\Delta = 0.3$ at temperature $T = 2.0$ ($> T_{KT}$) and $T = 0.5$ ($< T_{KT}$), respectively. The color denotes the value of classical OTOC, $\mathcal{D}(x, t)$, along a one dimensional (1d) cut in the x direction for a perturbation strength $\varepsilon = 10^{-4}$. The solid lines are the light cones obtained from the generalized Lyapunov exponent for $\lambda_L(x, t) = 0$. The horizontal dashed lines denote the delay time t_0 for the onset of exponential growth. (d) The time evolution of $\mathcal{D}(x, t)$ at $x = 0, 1, 4, 8, 10$. The dashed line is the exponential fit to obtain λ_L from $\mathcal{D}(0, t)$. The dashed-dotted line denotes the delay time t_0 . (e) Zoomed-in view of $\mathcal{D}(x, t)$ at early times. $\mathcal{D}(0, t)$ initially becomes negative.

In quantum systems, truly chaotic behaviour, namely the exponential growth of OTOC [34], can only be observed certain large- N models, e.g. Sachdev-Ye-Kitaev (SYK) and related models dual to black holes [1, 3, 4, 7, 10, 11, 39], other large- N theories [40–42], and weakly interacting systems with semiclassical quasiparticle dynamics [43, 44]. The large- N models are either infinite range or have a large local Hilbert space. In contrast, short-range quantum models with finite local Hilbert space, and without any semiclassical limit, do not show any exponential growth regime in OTOC [34, 45, 46]. It is an outstanding unresolved question whether such quantum system can show chaos. As remarked earlier, since quantum effects typically become unimportant near finite-temperature

continuous phase transitions, one may naively conjecture that even short-range quantum models with finite local Hilbert space may show chaos due to effective coarse graining of degrees of freedom near the transitions. However, chaos is only short and intermediate-time property and maybe unaffected by such critical coarse-graining at long time scale. Nevertheless, the exploration of this possibility will require the simulation of real-time dynamics of the quantum XXZ model across the 2d transitions and is beyond the scope of this paper. Here we only study the chaotic properties across the phase transition in the large- S limit of the XXZ model.

In the context of the interrelation between chaos and the dynamics of collective mode, we particularly focus on the dependence of chaos on the nature of transport in the presences of conserved quantities. Interesting interplay between operator spreading characterized via OTOC and diffusion due to conserved modes have been explored in quantum systems [47, 48], albeit in the toy models of random unitary circuits [49, 50]. However, these toy models are non chaotic. For the chaotic quantum systems of strongly interacting diffusive metal [7, 39] built from solvable large- N SYK model, the OTOC exhibits exponential growth with a ballistic light cone, i.e. $\mathcal{D}(\mathbf{r}, t) \sim \exp[\lambda_L(t - r/v_B)]$, with v_B^2/λ_L exactly equal to the energy diffusion constant. Moreover, in weakly-interacting diffusive metal, $\mathcal{D}(\mathbf{r}, t) \sim \exp[\lambda_L t(1 - (r/v_B t)^2)]$ with charge diffusion constant $D = v_B^2/4\lambda_L$. Similar relation between spin diffusion constant and v_B^2/λ_L has been deduced numerically in the interacting classical spin-liquid regime of a frustrated spin system [15]. We find the functional form, $\mathcal{D}(\mathbf{r}, t) \sim \exp[\lambda_L t(1 - (r/v_B t)^2)]$, to be a good description for the OTOC over the entire temperature range for both easy-plane and easy-axis anisotropies. Nevertheless, in general, the relation $D = v_B^2/4\lambda_L$ is violated either qualitatively or quantitatively even at high temperatures. Moreover, we find the evidence of anomalous diffusion at low and intermediate temperatures, where the OTOC also follows the same functional dependence on (\mathbf{r}, t) as mentioned above.

3 Overview of the dynamical phase diagram of classical XXZ model: Chaos and dynamical correlations

Our main results are summarized schematically in a phase diagram in Fig.1(a). Before describing the results in detail, we give an overview of our main results below.

1. We show that $\lambda_L(T)$ has a crossover across both KT and Ising transitions, clearly distinguishing low- and high-temperature phases. In particular, we find $\lambda_L \sim T^{0.5}$ and $\lambda_L \sim T^{2.5-3}$ above and below the transitions.
2. The spatio-temporal evolution of the OTOC exhibits ballistic spreading of perturbation in the form of a linear light-cone throughout the temperature range for both easy-plane and easy-axis anisotropies, as shown in Figs.1(b),(c), above and below T_{KT} , for $\Delta < 1$. However, we find that there is a *delay* t_0 in the onset of the light-cone. The time scale t_0 increases with decreasing temperature and seems to diverge for $T \rightarrow 0$, like $1/\lambda_L$.
3. We find the butterfly speed v_B has a non-monotonic temperature dependence, showing a minimum at the transitions. This is the only sharp signature of the phase transition detectable via many-body chaos.
4. Contrary to $\lambda_L(T)$, sharp signatures of the phase transitions is seen in $\tau(T)$, the time scale extracted from the temporal decay, $C_{xy}(t) = (1/N) \sum_{\mathbf{r}} (\langle S_{\mathbf{r}}^x(t) S_{\mathbf{r}}^x(0) + S_{\mathbf{r}}^y(t) S_{\mathbf{r}}^y(0) \rangle) \sim \exp(-t/\tau)$, above the transition for the auto-correlation function of the planar components of spins. This implies that the chaos time-scales $1/\lambda_L$, t_0 are unrelated to the relaxation time τ .
5. We show clear evidence of anomalous diffusion below and close to the transitions – (a) sub-diffusive power-law decay $C_{xy}(t) \sim 1/t^\alpha$ ($\alpha < 1$) for the easy-plane case below T_{KT} , and (b) sub-diffusive to super-diffusive ($\alpha > 1$) crossover across Ising transition T_c for out-of-plane correlation $C_{zz}(t) = (1/N) \sum_{\mathbf{r}} \langle S_{\mathbf{r}}^z(t) S_{\mathbf{r}}^z(0) \rangle \sim 1/t^\alpha$. On the contrary, for both $\Delta > 1$ and $\Delta < 1$, $C_{zz}(t)$ always

exhibits diffusive behaviour at high temperatures with $\alpha \approx d/2 = 1$, as expected for two dimensions ($d = 2$). We also corroborate the high-temperature diffusive behaviour by computing the dynamical correlation function $S^{zz}(\mathbf{q}, t) = \langle S_{\mathbf{q}}^z(t) S_{-\mathbf{q}}^z(0) \rangle$, where $S_{\mathbf{q}}^z(t)$ is Fourier transform of z -component of spins at time t . However, we find that the actual diffusion coefficient D extracted from $S^{zz}(\mathbf{q}, t)$ is, in general, either quantitatively or qualitatively different from $\tilde{D} = v_B^2/4\lambda_L$. We find spin diffusion constant $D \simeq \tilde{D}$ only at infinite temperature for the easy-plane case in the XXZ model.

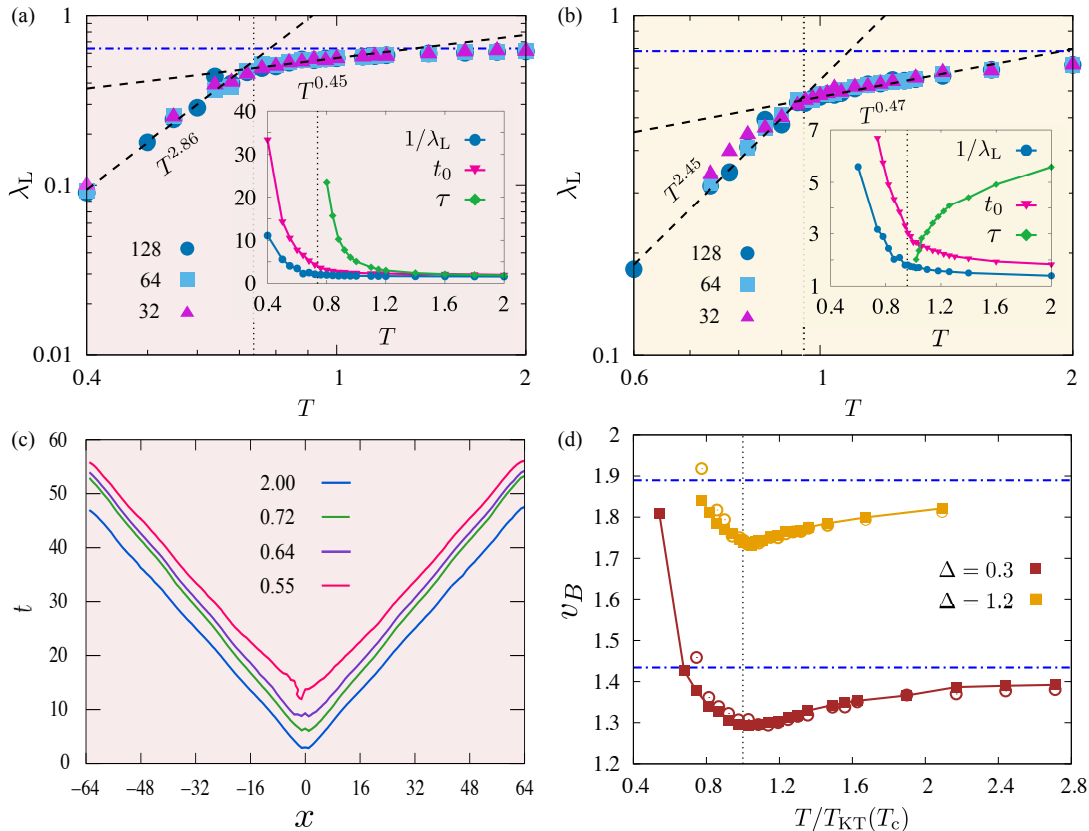


Figure 2: Temperature dependence of the Lyapunov exponent and the butterfly speed: (a) and (b) show the temperature dependence of λ_L across the KT and Ising transitions for $\Delta = 0.3$ and $\Delta = 1.2$, respectively. Results are shown for three different system size, $L = 128$ (circle), 64 (square) and 32 (triangle). Power law fits have been obtained for $T < T_{KT}(T_c)$ and $T > T_{KT}(T_c)$ (dashed lines). The dashed-dotted line represents the value of λ_L at infinite temperature. Insets: Compare the T dependence of the delay time t_0 , Lyapunov time λ_L^{-1} and the relaxation time τ , extracted from spin auto-correlation function $C_{xy}(t)$ above the transition. (c) Ballistic light cones ($\lambda_L(x, t) = 0$) at different temperature across the KT transition. The butterfly speed, v_B , and the delay time, t_0 , are found from a linear fit to the light cones. (d) Temperature dependence of butterfly speed for easy-plane and easy-axis anisotropies across KT and Ising transitions, respectively, for $L = 128$ (square) and 64 (open circle). The dashed-dotted line denotes the value of v_B at infinite temperature. Minima are observed at the transitions (vertical dotted line).

The above results indicate that there is no qualitative difference between KT and Ising transitions in terms of many-body chaos, at least for the range of anisotropies and temperature we access within our simulations. However, the dynamical spin-spin correlations show qualitatively very different behaviors in the KT and Ising ordered phases, within the time scale over which the perturbation spreads throughout the entire system for the system sizes studied. In particular, we find that temporal decay of the spin auto-correlations in the KT phase shows a sub-diffusive power-law decay, as expected

from gapless spin waves, whereas the decay crosses over from sub- to super-diffusive in the Ising ordered phase. These imply that, relation between chaos and transport is much more intricate for phases with anomalous diffusion, unlike that in the high-temperature phase well above the transitions, where the diffusive behavior of spin correlation can be linked with the ballistic spread of chaos [14,15].

4 Results

We study the model Eq.(1) with $J = 1$ and periodic boundary condition for two values of anisotropy, $\Delta = 0.3$ (easy plane) and 1.2 (easy axis), for square lattices with $N = L^2$ sites, with $L = 32, 64, 128$. We generate 10^4 initial equilibrated configurations at each T via Metropolis Monte Carlo (MC) simulations, and time evolve the configurations via Eq.(2) using fourth-order Runge-Kutta method with time step $\Delta t = 0.005$. As already mentioned, we look into two types of correlation functions – (1) The dynamical spin correlation functions, $C_{xy}(t)$, $C_{zz}(t)$, $S^{zz}(\mathbf{q}, t)$, and (2) The classical OTOC of Eq.(3).

4.1 Thermodynamics

We first characterize the thermodynamic phases from MC simulations. In particular, we estimate the KT and Ising transition temperatures $T_{KT} \simeq 0.74$ for $\Delta = 0.3$ and $T_c \simeq 0.96$ for $\Delta = 1.2$, respectively [see Appendix A]. We mainly focus close to the phase transitions and carry out the calculations below and above the transitions for a range of temperatures $0.5 \lesssim T \lesssim 2.0$, in the KT and Ising-ordered phases as well in the paramagnetic phase. In the easy-plane case ($\Delta = 0.3$), one expects the dynamics in the low-temperature phase to be controlled by gapless spin waves [51, 52] which lead to algebraic spatial correlation $\langle \mathbf{S}_{\mathbf{r}}(0) \cdot \mathbf{S}_{\mathbf{0}}(0) \rangle \sim r^{-\eta}$, where the exponent $\eta = T/(2\pi\rho_s)$ and ρ_s the spin stiffness (see Appendix A). The KT transition occurs due to vortex-antivortex unbinding, resulting into a vortex plasma phase for $T \gtrsim T_{KT}$ [35, 53, 54], where the dynamics is expected to be dictated by the motion of free vortices. We obtain T_{KT} from the universal Nelson-Kosterlitz jump criterion [55] (Fig.7, Appendix A). The statics and dynamics are qualitatively different for easy-axis anisotropy $\Delta = 1.2$. We obtain the two-dimensional (2d) Ising transition temperature T_c from divergence of specific heat and vanishing of the order parameter $m_z = (1/N) \sum_{\mathbf{r}} \langle S_{\mathbf{r}}^z \rangle$ (Appendix A). The spin waves of the Ising-ordered phase have a gap $\Delta_0 = 4(\Delta - 1)$ (Appendix A), and the spatial correlation decays exponentially with distance for all temperatures except at T_c . Below we investigate how these well-known static and dynamic properties of the model influence transport and chaos in the two cases.

4.2 Many-body chaos

We demonstrate the growth and the spread of initial perturbation at $\mathbf{r} = 0$ via $\mathcal{D}(\mathbf{r} = x\hat{\mathbf{x}}, t)$ for a 1d cut along x direction at $T = 2.0 > T_{KT}$ and $T = 0.5 < T_{KT}$ in Fig.1 (b) and (c), respectively, for $\Delta = 0.3$. It is evident that, both below and above T_{KT} , the chaos has a ballistic spread like a light cone. We observe the same phenomena for easy-axis anisotropy $\Delta = 1.2$ as shown in Fig.8, Appendix B.

To get a better look at the spatio-temporal evolution of the perturbation, we plot $\mathcal{D}(x, t)$ as a function of t for a few x in Fig.1(d). Due to the choice of the orthogonal perturbation, $\mathcal{D}(0, t)$ starts from zero and initially becomes negative [Fig.1(e)] over an early-time regime, followed by a power-law growth (linearly with t , not demonstrated) till t_0 , before it starts growing exponentially from a value $\mathcal{D}(0, t_0) \simeq \varepsilon^2$. As evident from Fig.1(d), the exponential growth ensues at a later time for $x \neq 0$. To

quantify spatio-temporal profile of chaos, we define a generalized Lyapunov exponent

$$\lambda_L(x, t) = \frac{1}{2t} \ln \left[\frac{\mathcal{D}(x, t)}{\varepsilon^2} \right]. \quad (4)$$

Using the above, we obtain a light cone from the locus of $\lambda_L(x, t) = 0$, i.e. where the generalized Lyapunov exponent crosses zero or $\mathcal{D}(x, t) = \varepsilon^2$, as plotted in Figs.1(b),(c). At low temperature $T = 0.5$ [Figs.1(c)], the tip of the light cone at $x = 0$ gets rounded, and, more importantly, shifts to a later time t_0 , compared to that at $T = 2.0$ [Figs.1(b)] (also see Fig.2(c)). This clearly suggests a temperature-dependent delay t_0 in the onset of the light cone. We also find similar time scale from $\langle (\delta \mathbf{S}_x(t))^2 \rangle$ as shown in Fig.9, Appendix B. The quantity $\langle (\delta \mathbf{S}_x(t))^2 \rangle$, of course, starts from ε^2 at $t = 0$, by definition. But, it initially decreases with time at $x = 0$, just like $\mathcal{D}(0, t)$ in Figs.1(d),(e).

We extract the Lyapunov exponent $\lambda_L(T)$ as a function of temperature by fitting $\mathcal{D}(0, t) \sim \varepsilon^2 e^{2\lambda_L t}$ in the exponential growth regime, e.g. in Fig.1(d). The results are shown in Figs. 2(a),(b) across the KT and Ising transitions, respectively, for different system sizes. A smooth crossover around the transitions can be clearly seen indicating a change of temperature dependence of λ_L . We find $\lambda_L \sim T^{2.86}$ for $T \leq T_{KT}$ in the KT phase for $\Delta = 0.3$ and $\lambda_L \sim T^{2.45}$ in the Ising ordered case for $\Delta = 1.2$. For the latter, the spin-wave spectrum has a gap $\Delta_0 \simeq 0.8$ (Appendix A), and we expect [42] an activated T dependence, $\lambda_L \sim e^{-\Delta_0/T}$, possibly with a power-law pre-factor, at low temperatures $T \ll \Delta_0$. However, for $T \gtrsim 0.5$, studied here, we presumably capture only the power-law pre-factor $\sim T^{2.45}$ in Fig.2(b). In both the easy-axis and easy-plane cases, $\lambda_L(T)$ is consistent with a \sqrt{T} dependence above the transitions, albeit over a limited range of temperature. At very high temperature $T \gtrsim 2$, λ_L eventually saturates to the infinite temperature value ~ 1 [Fig.2(a),(b)], which we calculate separately by doing spin-dynamics simulations starting with completely random initial configurations $\{\mathbf{S}_{ar}(0)\}$. The \sqrt{T} dependence for the Lyapunov exponent has also been seen for the classical spin liquid phase of a frustrated spin system [15]. The results in Figs. 2(a),(b) indicate no significant effect of L and critical slowing down on λ_L , unlike that observed across liquid-gas critical point [30]. However, the results imply that the individual phases can still be distinguished in terms of $\lambda_L(T)$ [10–13]. Thus many-body chaos indeed could be an additional tool to characterize dynamics in phases in classical systems and may give new insights not contained within traditional static and dynamical properties. The crossover in chaos across KT transition has been studied earlier [19, 20, 22], either for smaller system sizes or with a different dynamics. Similar crossover in $\lambda_L(T)$ has been reported for the Ising transition with various different types of dynamics [18, 23, 24, 29].

We next show the temperature dependence of the butterfly speed $v_B(T)$ in Fig.2(d). The light cones, i.e. the locus of $\lambda_L(x, t) = 0$, at a few temperatures, e.g., as shown in Fig.2(c), are fitted using $t = x/v_B + t_0$ with v_B and t_0 as fitting parameters (see Figs.10(a),(b), Appendix B for more details). The speed v_B exhibits a non-monotonic temperature dependence, having a minimum around the KT and Ising transition temperatures. A non-monotonic behavior in $v_B(T)$ has been observed in Ref. [18] for the 2d Ising transition in the classical limit of relativistic quantum field theory. However, in contrast to our results, there $v_B(T)$ shows a maximum at the transition. This implies that chaotic properties are crucially dependent on the actual dynamics even at a critical point. At high temperature we find that the quantity $\tilde{D} = v_B^2/4\lambda_L$ to be temperature independent [Fig.6], suggesting $v_B \sim T^{0.25}$, similar to that found in a classical spin liquid phase [15]. The $v_B(T)$ in Fig. 2(d) suggests faster spread of chaos at low temperatures. This could be due to well-defined spin-wave excitations in the low-temperature KT and Ising-ordered phases.

The delay time t_0 extracted from the light cones [Fig.2(c)] is shown as a function of temperatures in the insets of Figs. 2(a) and (b). The existence of the delay time and the linear form of the light cone for $t > t_0$ are further corroborated by plotting $\lambda_L(x, t)$ as a function of $x/(t - t_0)$ in Fig.3(a),(b). The $\lambda_L(x, t)$ for different t collapses on a single curve near the light cone $\lambda_L(x, t) = 0$. We also find that, sans the region deep inside the light cone, $\mathcal{D}(x, t)$ can be fitted well (not shown) with

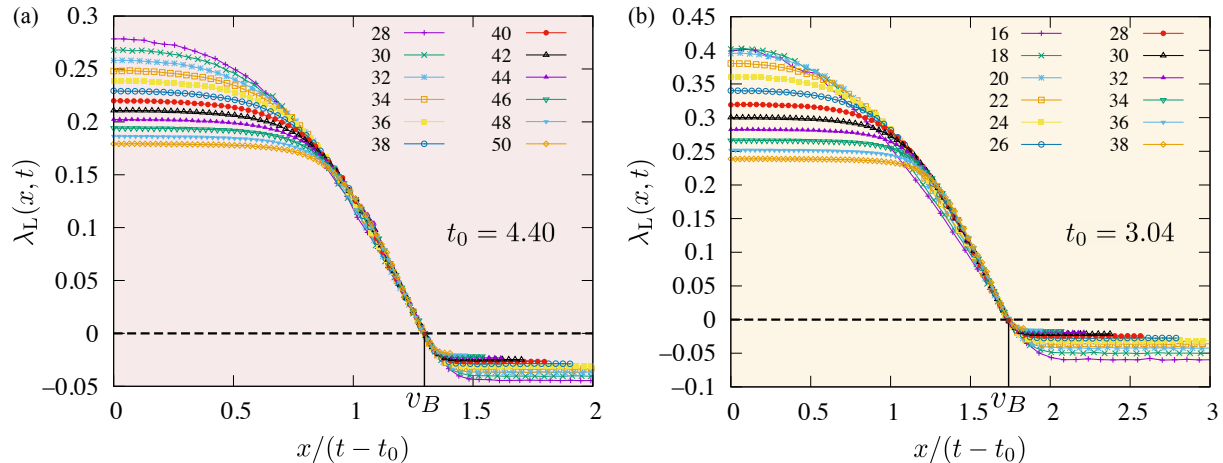


Figure 3: **Scaling collapse of generalized Lyapunov exponent:** $\lambda_L(x, t)$ for different t collapses into a single curve near the light cone ($\lambda_L(x, t) = 0$) when plotted as function of $x/(t - t_0)$. t_0 has been extracted from the linear fits to the light cones, e.g. in Fig.10(b), Appendix B. (a) $\Delta = 0.3$, $T = 0.72$ and (b) $\Delta = 1.2$, $T = 0.96$. The collapse corroborates the existence of linear light cone with a onset time t_0 .

the ballistic form [44, 56] $\varepsilon^2 \exp[\lambda_L t \{1 - (x/v_B(t - t_0))^\nu\}]$ with $\nu \simeq 2$ for $t > t_0$ over the entire range of temperature, for both easy-plane and easy-axis cases. Surprisingly, as shown in the insets of Figs. 2(a) and (b), t_0 , which characterizes early-time regime prior to exponential growth, roughly follows the temperature dependence of λ_L^{-1} , especially at high temperature. Naively, one would expect $t_0 \sim 1/J \sim 1$, a microscopic time scale. But, t_0 tends to diverge for $T \rightarrow 0$ [Figs. 2(a),(b) (inset)]. Thus interaction effects, that lead to chaotic growth, presumably influence the pre-chaotic non-exponential growth regime of $\mathcal{D}(x, t)$ too.

We have also separately computed $\langle (\delta S_x^i(t))^2 \rangle = \langle (S_{ax}^i(t) - S_{bx}^i(t))^2 \rangle / 2$ for $i = x, y, z$. All the components give the same $\lambda_L(t)$ and $v_B(T)$ and exhibit qualitatively same behaviour, unlike the planar and out-of-plane auto-correlation functions $C_{xy}(t)$ and $C_{zz}(t)$ that we discuss below.

4.3 Dynamical spin-spin correlations, diffusion and anomalous diffusion

To understand the possible connection of growth and spread of chaos to transport and dynamical correlations, we first look into $C_{xy}(t)$ and $C_{zz}(t)$ at various temperatures, as shown in Fig.4(a) for $\Delta = 0.3$. For $T > T_{KT}$, $C_{zz}(t) \sim 1/t^\alpha$, i.e. $C_{zz}(t)$ exhibits a power-law decay at long times ($t \gtrsim 10$). The exponent $\alpha \approx 1$ [Fig.4(b)], consistent with the expected diffusive behaviour for $C_{zz}(t)$. Above the KT transition, $C_{xy}(t)$ decays exponentially with a time scale τ (see Fig.11 (a), Appendix C). The evidence of critical slowing down can be observed in $\tau(T)$, as shown in Fig.2(a) (inset). Since $C_{xy}(t)$ approaches a finite value $C_{xy}(t \rightarrow \infty) = C_{xy}^\infty$ (see Appendix C) in the long time limit below the transitions, we plot $\tilde{C}_{xy}(t) = C_{xy}(t) - C_{xy}^\infty$ in Fig.4(a) for $T < T_{KT}$. $C_{xy}^\infty \neq 0$ for $T < T_{KT}$ due to strong finite-size effect [57]. $\tilde{C}_{xy}(t)$ shows a sub-diffusive power law decay at long times with $\alpha < 1$, as shown in Fig.4(b). However, we could extract α only close to T_{KT} due to large error in estimating C_{xy}^∞ for $T \lesssim 0.5$. Qualitatively, the sub-diffusive behaviour of $C_{xy}(t)$ is expected from non-interacting gapped spin waves in the KT phase giving rise to a temporal spin correlation $C_{xy}(t) \sim t^{-\eta}$ [51], implying $\alpha \simeq \eta = T/(2\pi\rho_s)$. However, our results for α close to T_{KT} does not quantitatively match the non-interacting spin-wave results for $\eta(T)$ plotted in Fig.4(b). This could be due to coupling between planar and out-of-plane components via spin-wave interactions or finite time ($\lesssim 100$) accessed in our simulations. The asymptotic power law may set in at very

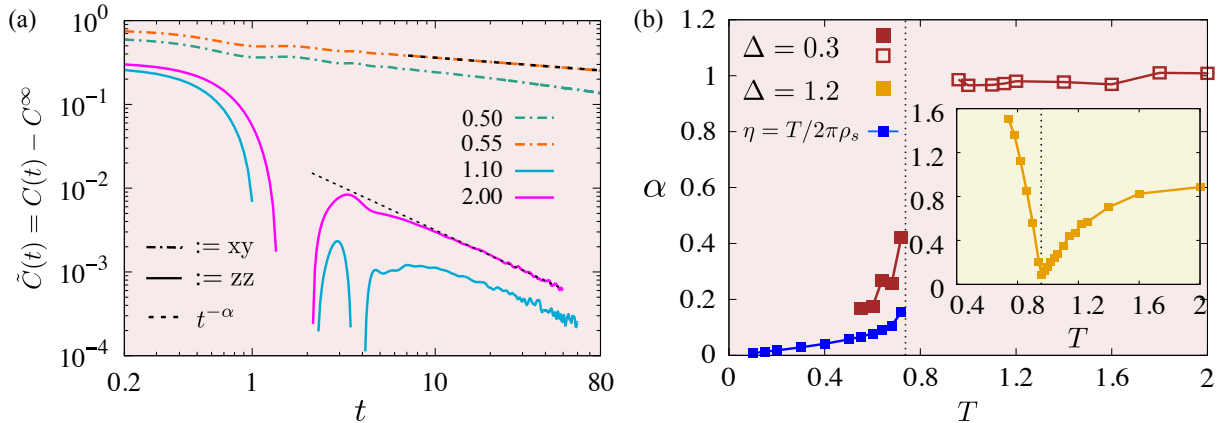


Figure 4: **Spin auto-correlation function and anomalous diffusion:** (a) Spin-spin auto-correlation function across KT transition for $\Delta = 0.3$ and $L = 128$. At long times ($t \gtrsim 10$) the auto-correlation exhibits a power-law decay, $\tilde{C}(t) \sim 1/t^\alpha$, as indicated by the black dashed line for $T = 2.0$. (b) The temperature dependence of α across the transitions. For the easy-plane anisotropy, α changes from high temperature diffusive ($\alpha \approx 1$) to low temperature sub-diffusive behavior ($\alpha < 1$). For $T < T_{\text{KT}}$, α is compared with the exponent $\eta = T/2\pi\rho_s$, expected from non-interacting gapless spin waves. α has been extracted from $\tilde{C}_{xy}(t)$ below T_{KT} and from $C_{zz}(t)$ above T_{KT} . For the easy-axis case (inset), α has diffusive \rightarrow sub-diffusive \rightarrow super-diffusive ($\alpha > 1$) crossovers from high to low temperature across T_c . In this case, α is extracted from $\tilde{C}_{zz}(t)$. The vertical dotted lines mark the transitions.

long times, as well known for Heisenberg chain [58]. To verify whether a relatively steady power-law regime is reached for $\tilde{C}_{xy}(t)$, we also look into a time-dependent exponent or local logarithmic slope $\alpha(t) = d\ln(\tilde{C}_{xy}(t))/d\ln(t)$ (Fig.12(a), Appendix C). $\alpha(t)$ has a clear drift towards a larger value. This implies that, below T_{KT} , long-time asymptote for $C_{xy}(t)$ is not reached for the time scales over which the chaos spreads through our finite-sized systems. We could not extract any power-law exponent for $C_{zz}(t)$ below T_{KT} since it becomes small and oscillatory at low temperatures (not shown).

We did similar calculations of $C_{xy}(t)$ and $C_{zz}(t)$ for the easy-axis case ($\Delta = 1.2$). As in the easy-plane case, $C_{zz}(t)$ [Fig.11(b), Appendix C] shows a diffusive power law with $\alpha \simeq 1$ at high temperatures ($T \gg T_c$), as shown in Fig.4(b). However, α decreases approaching the transition indicating a sub-diffusive behaviour. In this regime, the local slope $\alpha(t)$ only shows slight drift with t as shown in Fig.12(b), Appendix C. Below T_c , again we obtain $\tilde{C}_{zz}(t) = C_{zz}(t) - C_{zz}^\infty$ [Fig.11(b), Appendix C] by subtracting the $t \rightarrow \infty$ value of $C_{zz}(t)$. In the Ising case, $C_{zz}^\infty \neq 0$ below T_c because of the symmetry breaking. We find a surprising crossover from sub to super-diffusive scaling of $\tilde{C}_{zz}(t)$, with $\alpha(T)$ increasing rather sharply from $\alpha \ll 1$ to a value greater than one below T_c , as shown in Fig.4(b). The analysis of $\alpha(t)$ [Fig.12(b), Appendix C] indicates a steady exponent corroborating the super-diffusive power law. The latter may again be an intermediate-time behavior, but it happens over the same times scale over which the chaos spreads in the system. We do not have any good understanding of the anomalous sub and super-diffusive behaviour across the transition and in the Ising ordered phase. For the latter, the phenomena may be arising from some additional conserved mode emerging in the ordered phase and nonlinear coupling between the hydrodynamic modes as happens in one dimensional XXZ model [59]. The planar correlation $C_{xy}(t)$ decays exponentially with the decay time $\tau(T)$ [Fig.2(b) (inset)] for $T > T_c$. However, in contrast to the easy-plane case [Fig.2(a) (inset)], $\tau(T)$ sharply decreases approaching the Ising transition. We note that the planar components are not the critical mode for $\Delta > 1$ and hence the associated relaxation time does not necessarily need to show critical slowing down. $C_{xy}(t)$ has strongly oscillatory behaviour for $T < T_c$

(not shown).

Finally, to probe further the high-temperature diffusive phase and the relation between $\tilde{D} = v_B^2/4\lambda_L$, which superficially looks like a diffusion constant from dimensional ground, and the actual spin diffusion coefficient D , we compute the dynamical structure factor (or its Fourier transform)

$$S^{zz}(\mathbf{q}, t) = \frac{1}{N} \sum_{\mathbf{r}, \mathbf{r}'} e^{i\mathbf{q}\cdot(\mathbf{r}-\mathbf{r}')} \langle S_{\mathbf{r}}^z(t) S_{\mathbf{r}'}^z(0) \rangle. \quad (5)$$

For computing the above from spin dynamics simulation, we rewrite $S^{zz}(\mathbf{q}, t) = \langle S_{\mathbf{q}}^z(t) S_{-\mathbf{q}}^z(0) \rangle$. Here $S_{\mathbf{q}}^z(t)$ is Fourier transform of z -component of spins at time t . We obtain $S_{\mathbf{q}}^z(t)$ from a configuration $\{S_{\mathbf{r}}^z(t)\}$ at time t , and average over configurations to obtain $S^{zz}(\mathbf{q}, t)$ in Eq.(5). If the system exhibits normal diffusion, for large wavelength $\mathbf{q} \rightarrow 0$ we expect $S^{zz}(\mathbf{q}, t)$ to decay exponentially in time, i.e., $e^{-\kappa(\mathbf{q})t}$ where the decay rate $\kappa(\mathbf{q}) = Dq^2$. We choose momenta $q = q_x$ along x direction, close to $\mathbf{q} = 0$ and fit $S^{zz}(q, t)$ with the exponential form to get $\kappa(q)$ for a given q . Fig.5(a) shows $S^{zz}(q, t)$ as a function of q for several values of t in the easy-plane ($\Delta = 0.3$) case at $T = 2.0$. The Gaussian form, $S^{zz}(q, t) \sim e^{-Dq^2t}$ is evident, implying diffusive behaviour. The exponential decay of $S^{zz}(q, t)$ as a function of t for small momenta is shown in Fig.5(b) for the same parameter values. We extract the diffusion constant D for a range of temperatures where $\kappa(q)$ could be fitted via Dq^a with $a \approx 2$. As we show in Fig.6(b) by plotting $a(T)$, $\kappa(q)$ follows the quadratic dependence in the high temperature regime, for both easy-plane and easy-axis cases, where the auto-correlation exponent $\alpha \simeq 1$ [Fig.4(b)]. An example of near-quadratic dependence of $\kappa(q)$ is shown for $\Delta = 0.3$ and $T = 2.0$ in Fig.5(c). At lower temperatures, we find $\kappa(q)$ to deviate from the diffusive form and $S^{zz}(q, t)$ to exhibit oscillatory behaviour as a function of both q and t (not shown). The oscillatory behaviour is expected [52] below the transition and even slightly above it, due to spin-waves. The low-temperature behaviour of dynamical structure factor in the anomalous diffusive regimes ($\alpha \neq 1$) of Fig.4(b) will be analyzed in detail in a future work [60]. The diffusion constant D calculated for both easy-plane

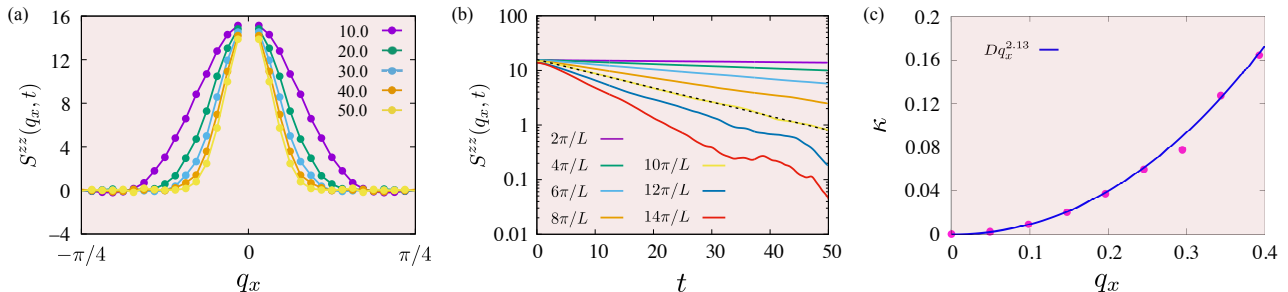


Figure 5: **Dynamical structure factor:** (a) Momentum dependence of $S^{zz}(q_x, t)$ at different times $t = 10$ to 50 . The behaviour is expected to be a Gaussian in \mathbf{q} with standard deviation, $\sigma_{\mathbf{q}} = 1/\sqrt{2Dt}$ that decreases with time. (b) Exponential decay of $S^{zz}(q_x, t)$ in time for different momenta $q_x(k) = 2\pi k/L$, $k = 1, 2, \dots, 7$ near $\mathbf{q} = 0$ along x direction. We fit the data with $e^{-\kappa(q_x)t}$ (e.g. the dashed line) to extract $\kappa(q_x)$ (c) Quadratic dependence of κ with q_x near $\mathbf{q} = 0$. The fit with $\kappa = Dq_x^a$ gives $D = 1.22$ and $a = 2.13$. For the all the panels, we have taken $T = 2.00$ and $\Delta = 0.3$.

and easy-axis anisotropies in the high-temperature diffusive regime ($\alpha \simeq 1$) is plotted in Fig.6, and compared with \tilde{D} , extracted from Fig.2. In the easy-axis case, both D and \tilde{D} are independent of temperature at high temperatures ($1 \lesssim T/T_c \lesssim 2$) and closely approach their infinite-temperature values, however, $D \ll \tilde{D}$. In the easy-plane case, D varies substantially with temperature even at high temperature and slowly approaches its infinite-temperature value D_∞ . This behaviour is

unlike that of \tilde{D} , which varies little with temperature and coincides with its infinite-temperature value \tilde{D}_∞ . Moreover, we find $\tilde{D}_\infty \simeq D_\infty$ for the easy-plane case. Nevertheless, our results suggest that \tilde{D} is quite distinct from the actual diffusion constant D in general, unlike that in a correlated classical spin-liquid state [15] or in quantum systems like strongly or weakly interacting diffusive metals [7,39,43,44]. For the strongly interacting metals, \tilde{D} is related to the energy diffusion constant implying that the chaos or scrambling directly controls the thermal diffusion [7,39]. To this end, our results raise interesting questions about actual physical process governing \tilde{D} in the semiclassical limit of 2d XXZ model. For example, it would be interesting to compute the energy diffusion constant for the spin model in future and see whether it corresponds more closely to \tilde{D} , rather than the spin diffusion constant that we calculate here.

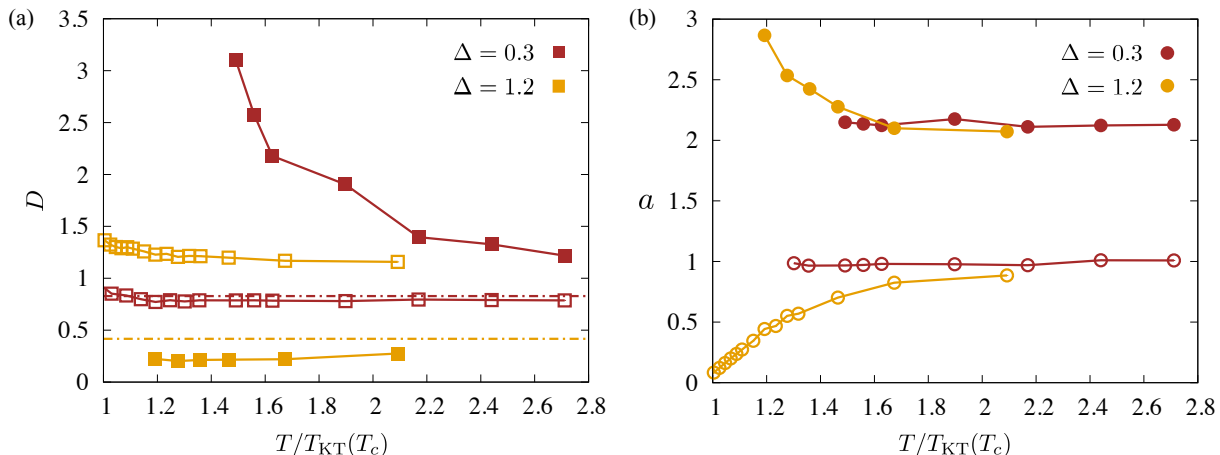


Figure 6: **Temperature dependence of diffusion constant:** The diffusion coefficient is extracted from the fit $\kappa(q) = Dq^a$ over a range at high temperatures. We plot in (a) D (solid squares), and in (b) the exponent a (solid circles), as a function of temperature. In (a), we show the comparison of diffusion constant $D(T)$ calculated from dynamical structure factor with $\tilde{D} = v_B^2/4\lambda_L$ (open squares) extracted from Fig.2 for $\Delta = 0.3$ and $\Delta = 1.2$. Horizontal dashed-dot lines represent the asymptotic infinite temperature values of D_∞ at these two anisotropies. $D_\infty \simeq \tilde{D}_\infty$ (≈ 0.8 , not shown) for easy-plane case whereas $D_\infty \approx 0.42$ and $\tilde{D}_\infty \approx 1.14$ (not shown) for easy-axis case. (b) shows that the deviation of the exponent a from the diffusive value ~ 2 starts exactly where the auto-correlation exponent α (open circles) deviates away from ~ 1 [Fig.4, inset]. Note that for simplicity of notation, we refer to D as diffusion constant even when a deviates substantially from the diffusive value 2.

5 Conclusion

We have studied here the OTOC, and the dynamical spin correlations in the semiclassical limit of the 2d XXZ model. In particular, we have tuned the anisotropy in the model to study the dynamical properties across KT and 2d Ising transitions via simulation of spin precession dynamics as a function of temperature. Thus we obtain a dynamical phase diagram in terms of chaos and spatio-temporal spin correlations for the classical 2d XXZ model. We have computed temperature dependence of the Lyapunov exponent and butterfly speed, which show crossover across the transitions and no effect of critical slowing down. Only relatively sharp signature of the transitions is exhibited by a non-monotonic temperature dependence of butterfly speed having a minimum at the transition.

Overall, we find chaotic growth and spread, and the dynamical correlations above the transitions at high temperature in the easy-plane and easy-axes cases very similar. However, the dynamical spin-

spin correlations are very different at intermediate times in the low-temperature KT and Ising ordered phases, and close to the transitions, although chaos still spreads ballistically in these regimes. This leads us back to the question on the connection of chaos and transport. A simple, albeit heuristic, way [56] to obtain ballistic light-cone for chaos from diffusive transport is to take the *separable* ansatz $\mathcal{D}(x, t) \approx \varepsilon^2 e^{\lambda_L t} C_{zz}(x, t)$ for the OTOC and plug in the diffusive form $C_{zz}(x, t) \sim e^{-x^2/4Dt}/t^{d/2}$. This leads to a velocity-dependent generalized Lyapunov exponent [14,34,36] $\lambda_L(x, t) = \lambda_L (1 - (x/v_B t)^2)$, and naturally gives rise to the relation $D \sim \tilde{D} = v_B^2/4\lambda_L$. However, we find \tilde{D} to be very different from D , except for the easy-plane case at infinite temperature. More importantly, the simple ansatz clearly fails in the phases exhibiting anomalous diffusion, like the KT and Ising ordered phases in the XXZ model. Our observation of the anomalous diffusion over a large range of temperature and anisotropy in the semiclassical limit of 2d XXZ model is intriguing and it would be good to get a proper understanding of these phenomena and their possible connections to chaos.

We reveal an early-time pre-exponential regime in the form of a temperature-dependent overall delay $t_0(T)$ in the onset of the light cone. The time scale t_0 is presumably connected with chaos time scale and originates from the same many-body interactions that give rise to chaotic growth. This result suggests the possibility of extracting new dynamical regime with a suitable choice of the correlation function. Such a regime may even exist for *non-chaotic* systems, e.g. integrable or *fully quantum* ones, where there is no exponential growth inside the light cone [34].

In the absence of any good analytical understanding of many-body chaos in classical systems, our results call for the development of a theoretical framework [61] to compute the classical OTOC along the line of that done for quantum systems, in a suitable large- N limit [16], or in some perturbative regime [36,61], like at low temperatures with weakly interacting spin waves. Such a theory may give rise to new insights into the dynamics of interacting classical systems as well as quantum systems in the semiclassical limit. It would be desirable to obtain hydrodynamic description of the OTOC in such classical spin systems with Hamiltonian dynamics or some related tractable toy models, e.g. with random classical Liouvillian dynamics, along the line of those developed for quantum systems [43,47–50].

Acknowledgements

We thank Subhro Bhattacharjee, Samriddhi Sankar Ray, Anupam Kundu, Sumiran Pujari and Sriram Ramaswamy for many useful discussions. We specially thank Anupam Kundu for critical reading of the manuscript and useful feedback. SB acknowledges support from The Infosys Foundation, India and SERB (ECR/2018/001742), DST, India.

Funding information SB acknowledges support from SERB (ECR/2018/001742), DST, India.

A Thermodynamic Properties

A.1 Spin stiffness and KT transition

To obtain the Kosterlitz-Thouless (KT) transition temperature T_{KT} for $\Delta = 0.3$, we calculate the spin stiffness ρ_s , which measures the rigidity of the spin configuration to small twist or rotation of the spins along some direction. For the KT transition the relevant spin stiffness is obtained by twisting the planar components $(S_{\mathbf{r}}^x, S_{\mathbf{r}}^y) = (S_{\mathbf{r}}^{\parallel} \cos \phi_{\mathbf{r}}, S_{\mathbf{r}}^{\parallel} \sin \phi_{\mathbf{r}})$ of the spins. The spin stiffness for the model

of Eq.1 in the main text can be obtained as

$$\rho_s(T) = \frac{J}{2N} \sum_{\mathbf{r}, \delta} \left\langle S_{\mathbf{r}}^{\parallel} S_{\mathbf{r}+\delta}^{\parallel} \cos(\phi_{\mathbf{r}} - \phi_{\mathbf{r}+\delta}) \right\rangle - \frac{J^2}{2NT} \sum_{\delta} \left\langle \left(\sum_{\mathbf{r}} S_{\mathbf{r}}^{\parallel} S_{\mathbf{r}+\delta}^{\parallel} \sin(\phi_{\mathbf{r}} - \phi_{\mathbf{r}+\delta}) \right)^2 \right\rangle, \quad (6)$$

We calculate $\rho_s(T)$ via MC simulations and apply the Nelson-Kosterlitz universal jump criterion [55] $\rho_s(T_{\text{KT}})/T_{\text{KT}} = 2/\pi$ to obtain T_{KT} , as shown in Fig. 7(a).

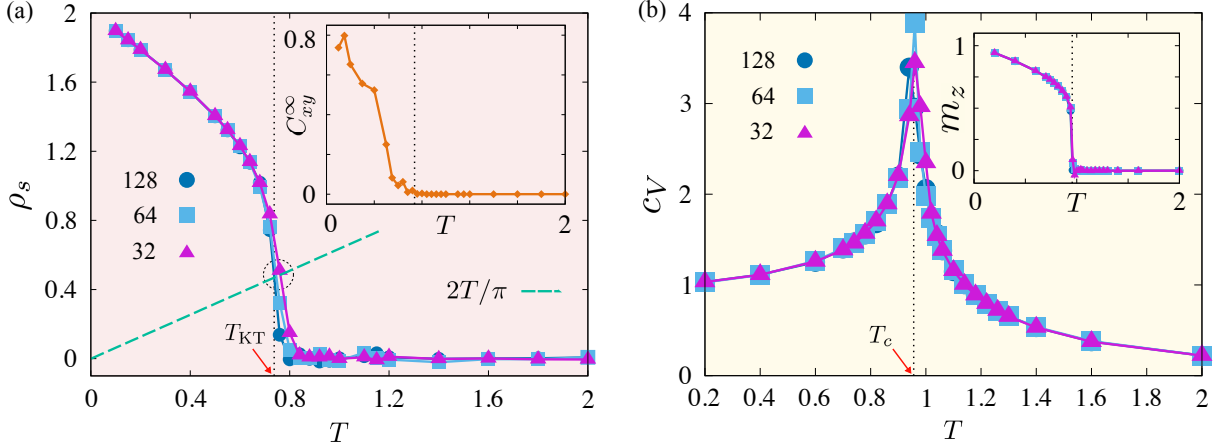


Figure 7: **Kosterlitz-Thouless (KT) and Ising transitions:** (a) The temperature dependence of spin stiffness ρ_s for $\Delta = 0.3$. The KT transition temperature T_{KT} is obtained from the intersection between $\rho_s(T)$ and $2T/\pi$. We estimate T_{KT} from the largest system size ($L = 128$). Inset shows C_{xy}^{∞} , the $t \rightarrow \infty$ value of $C_{xy}(t)$, as a function of temperature. (b) The specific heat c_V as function of T for $\Delta = 1.2$. The Ising transition temperature T_c is estimated from the divergence of c_V , as well as from the magnetization m_z (inset). The vertical dotted lines denote the transition temperatures.

A.2 Two dimensional (2d) Ising transition

To estimate the 2d Ising transition temperature T_c for $\Delta = 1.2$, we calculate the magnetization and the specific heat per site

$$c_V = \frac{1}{NT^2} \left(\langle \mathcal{H}^2 \rangle - \langle \mathcal{H} \rangle^2 \right) \quad (7a)$$

$$m_z = \frac{1}{N} \sum_{\mathbf{r}} \langle S_{\mathbf{r}}^z \rangle. \quad (7b)$$

T_c is obtained from the divergence of c_V shown in Fig. 7(b), as well as, from $m_z(T)$ which continuously goes to zero at T_c [Fig. 7(b)(inset)].

A.3 Spin-wave dispersion

Easy-plane anisotropy

In this case, the spin-wave dispersion is obtained by expanding the dynamical equations [Eq.2, main text] around the $T = 0$ ground state, which corresponds to all spins aligned along a direction (say

$\hat{\mathbf{x}}$) in the xy -plane. In this case, $S_{\mathbf{r}}^x \simeq 1 \gg S_{\mathbf{r}}^y, S_{\mathbf{r}}^z$, and Eq.2 (main text) gets reduced to

$$\begin{aligned} \frac{dS_{\mathbf{r}}^y}{dt} &= J \sum_{\delta} (S_{\mathbf{r}}^z - \Delta S_{\mathbf{r}+\delta}^z) \\ \frac{dS_{\mathbf{r}}^z}{dt} &= J \sum_{\delta} (S_{\mathbf{r}+\delta}^y - S_{\mathbf{r}}^y) \end{aligned}$$

Using Fourier transformation $S_{\mathbf{r}}^i(t) \rightarrow S_{\mathbf{q}}^i(\omega)$, it is straightforward to obtain the spin-wave dispersion for $q \rightarrow 0$ for the square lattice

$$\omega(\mathbf{q}) = 2J\sqrt{1 - \Delta}q. \quad (8)$$

Hence the spin waves are gapless in the easy-plane case.

Easy-axis anisotropy

In this case, the all the spins can be taken to be aligned along $\hat{\mathbf{z}}$ direction, and $S_{\mathbf{r}}^z \simeq 1 \gg S_{\mathbf{r}}^x, S_{\mathbf{r}}^y$. Following the same method as the easy-plane case, we obtain the spin-wave dispersion

$$\omega(\mathbf{q}) = \Delta_0 + Jq^2, \quad (9)$$

with a spin-wave gap $\Delta_0 = 4J(\Delta - 1)$.

B Classical OTOC

We show the OTOC $\mathcal{D}(x, t)$ for a cut along x direction for $\Delta = 1.2$ at two temperatures, $T = 1.6 > T_c$ and $T = 0.74 < T_c$ in Fig.8. The results are qualitatively similar to the easy-plane anisotropy $\Delta = 0.3$ [Fig.1(b),(c)] in the main text, namely the chaos spreads ballistically, as indicated by the light cones $\lambda_{\perp}(x, t) = 0$, and the light cones start at a finite time t_0 , which increases with decreasing temperature.

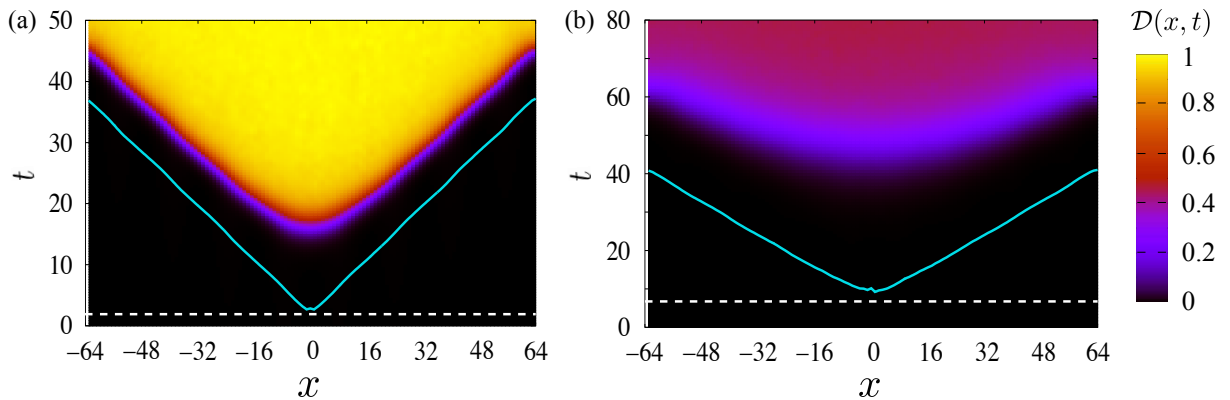


Figure 8: **OTOC and ballistic light cone for easy-axis anisotropy:** $\mathcal{D}(x, t)$ at (a) $T = 1.60$ ($T > T_c$) and (b) $T = 0.74$ ($T < T_c$), for $\Delta = 1.2$. The solid lines are the light cones from extracted from $\lambda_{\perp}(x, t) = 0$, and the horizontal dashed lines denote the delay time t_0 .

To compare the classical OTOC of Eq.3 with more conventional trajectory divergence $\langle (\delta \mathbf{S}_{\mathbf{r}}(t))^2 \rangle = \langle (\mathbf{S}_{\mathbf{ar}}(t) - \mathbf{S}_{\mathbf{br}}(t))^2 \rangle$, we plot $\langle (\delta \mathbf{S}_x(t))^2 \rangle$ in Figs.9 as a function of t for a few x , for $T = 2.00, 0.50$ and $\Delta = 0.3$. $\langle (\delta \mathbf{S}_x(t))^2 \rangle$ exhibits behaviour very similar to $\mathcal{D}(x, t)$. By definition, $\langle (\delta \mathbf{S}_0(t))^2 \rangle$ starts

from ε^2 and decreases over an early-time regime, followed by a power-law growth till t_0 , before it starts growing exponentially from a value $\mathcal{D}(0, t_0) \simeq \varepsilon^2$. The exponential growth occurs at a later time for $x \neq 0$.

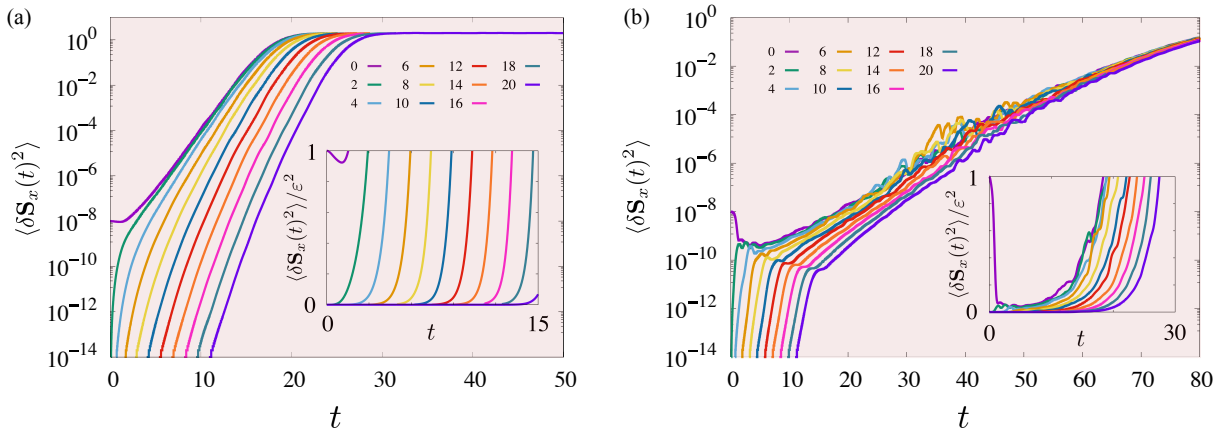


Figure 9: **Trajectory divergence:** We plot the time evolution of conventional trajectory divergence, $\langle \delta S_x(t)^2 \rangle$ at different sites $x = 0, 2, 4, \dots, 20$ for (a) $T = 2.00$ and (b) $T = 0.50$ for easy-plane anisotropy $\Delta = 0.3$. In the insets, we show zoomed-in view of the early time evolution of the same quantity.

We extract the light cones, e.g. in Fig.2(c) (main text), by finding the locus $t_{\mathcal{D}_0}(x)$ of $\lambda_L(x, t) = 0$ or $\mathcal{D}(x, t) = \mathcal{D}_0 = \varepsilon^2$, as shown in Fig.10(b) for $\Delta = 0.3$. The delay time t_0 and the butterfly speed v_B are calculated by fitting the light cones in Fig.10(b) with the linear form $t_{\mathcal{D}_0} = x/v_B + t_0$. The results for t_0 and v_B have been shown in the main text in Figs.2(a),(b) (insets) and Fig.2(d), respectively.

C Spin auto-correlation functions

We calculate the spin auto-correlation functions $C_{ii}(t) = (1/N) \sum_{\mathbf{r}} \langle S_{\mathbf{r}}^i(t) S_{\mathbf{r}}^i(0) \rangle$ from the spin dynamics simulations starting with thermal initial conditions at different temperatures, as discussed in the main text. We mainly look into the planar correlation $C_{xy} \equiv C_{xx} + C_{yy}$ and out-of-plane correlation C_{zz} . More specifically, we compute

$$\tilde{C}_{ii}(t) = C_{ii}(t) - C_{ii}^{\infty}, \quad (10)$$

where $C_{ii}^{\infty} = C_{ii}(t \rightarrow \infty) = (1/N) \sum_{\mathbf{r}} \langle S_{\mathbf{r}}^i(0)^2 \rangle$, as $\langle S_{\mathbf{r}}^i(t \rightarrow \infty) S_{\mathbf{r}}^i(0) \rangle = \langle S_{\mathbf{r}}^i(t \rightarrow \infty) \rangle \langle S_{\mathbf{r}}^i(0) \rangle = \langle S_{\mathbf{r}}^i(0) \rangle^2$ for thermal initial conditions. As shown in Fig.7(a)(inset), in the easy-plane case, $C_{xy}^{\infty} \neq 0$ below T_{KT} since $\langle S_i^{x/y}(0) \rangle \neq 0$ for strong finite-size effect [57]. In the easy-axis case, $C_{zz}^{\infty} \neq 0$ below T_c due to spontaneous symmetry breaking [Fig.7(b)(inset)].

In Fig.11(a), we show that $C_{xy}(t)$ decays exponentially with a relaxation time $\tau(T)$ for $T > T_{KT}$ and $\Delta = 0.3$. Similar exponential decay is observed for the easy-axis case $\Delta = 1.2$. However, the relaxation time $\tau(T)$ increases approaching the transition for $\Delta = 0.3$, whereas it decreases for $\Delta = 1.2$, as shown in Figs.2(a),(b)(insets) in the main text. We show [Fig.11(b)] that $\tilde{C}_{zz}(t)$ exhibits a power-law decay for $t \gtrsim 5$ across the Ising transition. The exponent α changes from a diffusive value $\simeq 1$ at high temperature to sub-diffusive values (< 1) close to T_c , and finally to super-diffusive values (> 1) at low temperature [Fig.4(b)]. To verify whether $\tilde{C}_{xy}(t)$ and $C_{zz}(t)$ have attained a steady power-law behaviour within our finite simulation time ($\lesssim 100$), we obtain a time-dependent

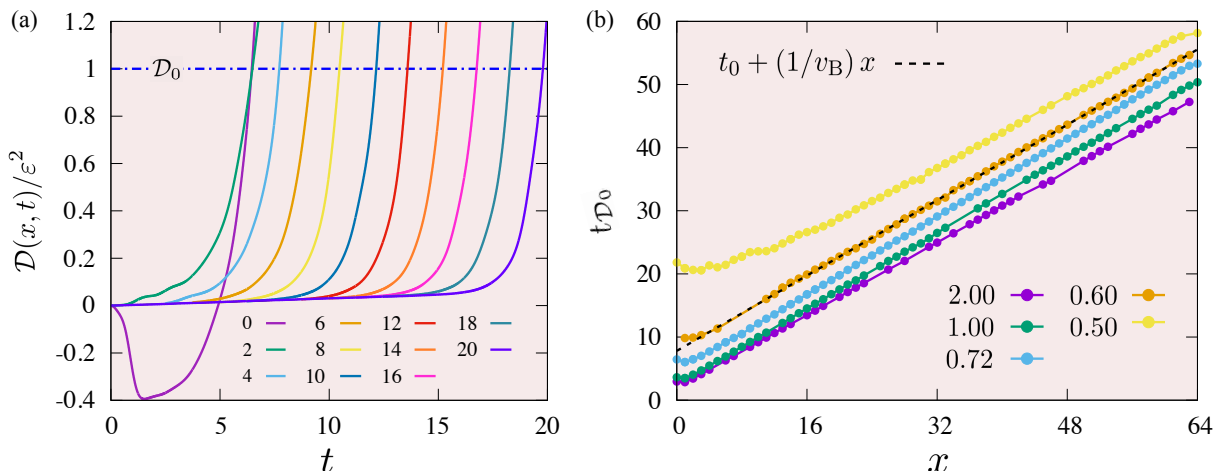


Figure 10: **Extraction of the butterfly speed and the delay time:** (a) shows the time dependence of $\mathcal{D}(x, t)/\varepsilon^2$ at different sites ($x = 0, 2, 4, \dots$) along a 1d cut in the x -direction at $T = 0.72$ for easy-plane anisotropy. Due to the choice of our orthogonal perturbation, $\delta\mathbf{S}_0 = \varepsilon(\hat{\mathbf{n}} \times \mathbf{S}_0)$, $\mathcal{D}(x, t)$ starts from 0 and increases to reach $\mathcal{D}_0 = \varepsilon^2$ in time $t_{\mathcal{D}_0}$. Initially $\mathcal{D}(x, t)$ becomes negative, before rising sharply to \mathcal{D}_0 . (b) shows the light cones $t_{\mathcal{D}_0}$ obtained from the locus of $\lambda_L(x, t) = 0$ or $\mathcal{D}(x, t) = \mathcal{D}_0$. The light cones are fitted with $t_{\mathcal{D}_0} = t_0 + x/v_B$ to extract $v_B(T)$ and $t_0(T)$. We get similar behaviour for easy-axis case.

exponent $\alpha(t) = d \ln(\tilde{C}(t))/d \ln t$ ($C = C_{xy}, C_{zz}$) for $T < T_{KT}$ in the easy-plane case [Fig.12(a)] and across T_c for the easy-axis case [Fig.12(b)]. These suggest that a steady power-law exponent is achieved for $\Delta = 1.2$ except at the lowest temperature studied, whereas the exponent shows perceptible drift towards a larger value for $\Delta = 0.3$.

References

- [1] A. Kitaev, *A simple model of quantum holography* (2015).
- [2] S. Sachdev and J. Ye, *Gapless spin-fluid ground state in a random quantum Heisenberg magnet*, Phys. Rev. Lett. **70**, 3339 (1993), doi:10.1103/PhysRevLett.70.3339.
- [3] J. Maldacena and D. Stanford, *Remarks on the Sachdev-Ye-Kitaev model*, Phys. Rev. D **94**, 106002 (2016), doi:10.1103/PhysRevD.94.106002.
- [4] A. Kitaev and S. J. Suh, *Statistical mechanics of a two-dimensional black hole*, Journal of High Energy Physics **2019**(5) (2019), doi:10.1007/jhep05(2019)198.
- [5] P. Castiglione, M. Falcioni, A. Lesne and A. Vulpiani, *Chaos and Coarse Graining in Statistical Mechanics*, Cambridge University Press, USA, ISBN 0521895936 (2008).
- [6] J. Maldacena, S. H. Shenker and D. Stanford, *A bound on chaos*, Journal of High Energy Physics **2016**(8), 1 (2016), doi:10.1007/JHEP08(2016)106.
- [7] Y. Gu, X.-L. Qi and D. Stanford, *Local criticality, diffusion and chaos in generalized Sachdev-Ye-Kitaev models*, JHEP **2017**(5), 125 (2017), doi:10.1007/JHEP05(2017)125.

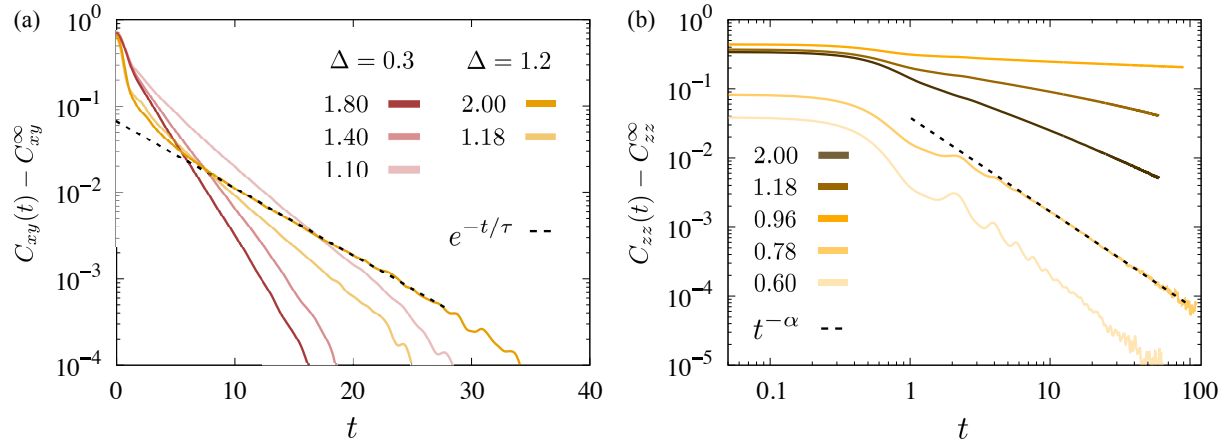


Figure 11: **Spin-spin auto-correlation function:** (a) Exponential decay of $\tilde{C}_{xy}(t)$ ($\sim e^{-t/\tau}$) for easy-plane and easy-axis anisotropies at temperature above the transitions. For $\Delta = 0.3$, the relaxation time (τ) decreases with increasing temperature, whereas it increases for $\Delta = 1.2$ (see Fig.2(a),(b) (insets) in the main text). (b) Power law behaviour of $\tilde{C}_{zz}(t)$ ($\sim t^{-\alpha}$) at long times for $\Delta = 1.2$ across the Ising transition. α is found by calculating the slope of the linear regime ($t \gtrsim 5$) in the semi-log plot, e.g. shown by the dashed line for $T = 0.78$. Similar plot for the easy-plane case is shown in Fig.4(a) of the main text.

- [8] J. A. N. Bruin, H. Sakai, R. S. Perry and A. P. Mackenzie, *Similarity of Scattering Rates in Metals Showing T-Linear Resistivity*, Science **339**(6121), 804 (2013), doi:10.1126/science.1227612, <https://science.sciencemag.org/content/339/6121/804.full.pdf>.
- [9] S. A. Hartnoll, *Theory of universal incoherent metallic transport*, Nature Physics **11**(1), 54–61 (2014), doi:10.1038/nphys3174.
- [10] S. Banerjee and E. Altman, *Solvable model for a dynamical quantum phase transition from fast to slow scrambling*, Phys. Rev. B **95**, 134302 (2017), doi:10.1103/PhysRevB.95.134302.
- [11] A. Haldar, S. Banerjee and V. B. Shenoy, *Higher-dimensional Sachdev-Ye-Kitaev non-Fermi liquids at Lifshitz transitions*, Phys. Rev. B **97**, 241106 (2018), doi:10.1103/PhysRevB.97.241106.
- [12] J. Kim, X. Cao and E. Altman, *Low-rank Sachdev-Ye-Kitaev models*, Phys. Rev. B **101**, 125112 (2020), doi:10.1103/PhysRevB.101.125112.
- [13] J. Kim, X. Cao and E. Altman, *Scrambling versus relaxation in Fermi and non-Fermi Liquids* (2020), 2006.02485.
- [14] A. Das, S. Chakrabarty, A. Dhar, A. Kundu, D. A. Huse, R. Moessner, S. S. Ray and S. Bhattacharjee, *Light-cone spreading of perturbations and the butterfly effect in a classical spin chain*, Phys. Rev. Lett. **121**, 024101 (2018), doi:10.1103/PhysRevLett.121.024101.
- [15] T. Bilitewski, S. Bhattacharjee and R. Moessner, *Temperature dependence of the butterfly effect in a classical many-body system*, Phys. Rev. Lett. **121**, 250602 (2018), doi:10.1103/PhysRevLett.121.250602.
- [16] T. Scaffidi and E. Altman, *Chaos in a classical limit of the Sachdev-Ye-Kitaev model*, Phys. Rev. B **100**, 155128 (2019), doi:10.1103/PhysRevB.100.155128.
- [17] D. Kumar, S. Bhattacharjee and S. S. Ray, *Many-body chaos in a thermalised fluid* (2019), 1906.00016.

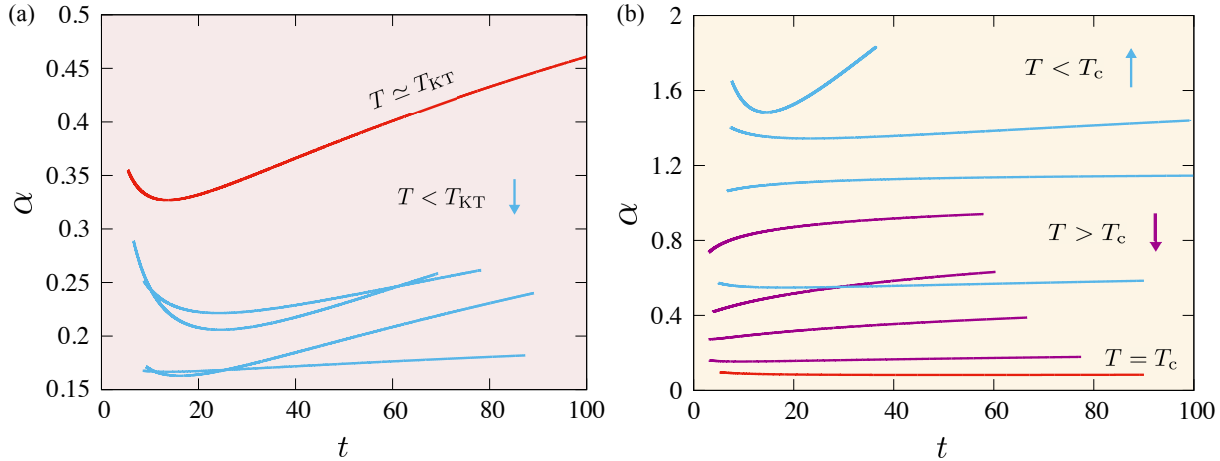


Figure 12: **Power-law exponent:** Time evolution of the local logarithmic slope $\alpha(t) = d\ln(C(t))/d\ln t$ for (a) $\Delta = 0.3$ and $T = 0.72, 0.68, 0.64, 0.60$ and 0.55 , where $C = \tilde{C}_{xy}$, and (b) $\Delta = 1.2$, across the Ising transition with $C = \tilde{C}_{zz}$ for $T = 2.00, 1.26, 1.10, 1.00, 0.96, 0.90, 0.82, 0.78$ and 0.74 . Different temperature regimes are marked with different colors. The direction of the arrows indicates the decrement of temperature.

- [18] A. Schuckert and M. Knap, *Many-body chaos near a thermal phase transition*, SciPost Phys. **7**, 22 (2019), doi:10.21468/SciPostPhys.7.2.022.
- [19] P. Butera and G. Caravati, *Phase transitions and Lyapunov characteristic exponents*, Phys. Rev. A **36**, 962 (1987), doi:10.1103/PhysRevA.36.962.
- [20] L. Caiani, L. Casetti, C. Clementi and M. Pettini, *Geometry of Dynamics, Lyapunov Exponents, and Phase Transitions*, Phys. Rev. Lett. **79**, 4361 (1997), doi:10.1103/PhysRevLett.79.4361.
- [21] V. Constantoudis and N. Theodorakopoulos, *Nonlinear dynamics of classical Heisenberg chains*, Phys. Rev. E **55**, 7612 (1997), doi:10.1103/PhysRevE.55.7612.
- [22] C. Dellago and H. Posch, *Lyapunov instability in the extended XY-model: Equilibrium and nonequilibrium molecular dynamics simulations*, Physica A: Statistical Mechanics and its Applications **237**(1), 95 (1997), doi:https://doi.org/10.1016/S0378-4371(96)00423-2.
- [23] L. Caiani, L. Casetti, C. Clementi, G. Pettini, M. Pettini and R. Gatto, *Geometry of dynamics and phase transitions in classical lattice φ^4 theories*, Phys. Rev. E **57**, 3886 (1998), doi:10.1103/PhysRevE.57.3886.
- [24] L. Caiani, L. Casetti and M. Pettini, *Hamiltonian dynamics of the two-dimensional lattice model*, Journal of Physics A: Mathematical and General **31**(15), 3357 (1998), doi:10.1088/0305-4470/31/15/004.
- [25] X. Leoncini, A. D. Verga and S. Ruffo, *Hamiltonian dynamics and the phase transition of the XY model*, Physical Review E **57**(6), 6377–6389 (1998), doi:10.1103/physreve.57.6377.
- [26] T. Kawabe and S. Ohta, *Scaling behavior of Lyapunov exponents in Abelian-Higgs theories*, Phys. Rev. D **61**, 105013 (2000), doi:10.1103/PhysRevD.61.105013.
- [27] A. S. de Wijn, B. Hess and B. V. Fine, *Largest Lyapunov Exponents for Lattices of Interacting Classical Spins*, Phys. Rev. Lett. **109**, 034101 (2012), doi:10.1103/PhysRevLett.109.034101.

- [28] A. S. de Wijn, B. Hess and B. V. Fine, *Lyapunov instabilities in lattices of interacting classical spins at infinite temperature*, Journal of Physics A: Mathematical and Theoretical **46**(25), 254012 (2013), doi:10.1088/1751-8113/46/25/254012.
- [29] A. S. de Wijn, B. Hess and B. V. Fine, *Chaotic properties of spin lattices near second-order phase transitions*, Physical Review E **92**(6) (2015), doi:10.1103/physreve.92.062929.
- [30] M. Das and J. R. Green, *Critical fluctuations and slowing down of chaos*, Nature Communications **10**(1) (2019), doi:10.1038/s41467-019-10040-3.
- [31] R. J. Deissler, *One-dimensional strings, random fluctuations, and complex chaotic structures*, Physics Letters A **100**(9), 451 (1984), doi:https://doi.org/10.1016/0375-9601(84)90823-5.
- [32] K. Kaneko, *Lyapunov analysis and information flow in coupled map lattices*, Physica D: Non-linear Phenomena **23**(1), 436 (1986), doi:https://doi.org/10.1016/0167-2789(86)90149-1.
- [33] R. J. Deissler and K. Kaneko, *Velocity-dependent Lyapunov exponents as a measure of chaos for open-flow systems*, Physics Letters A **119**(8), 397 (1987), doi:https://doi.org/10.1016/0375-9601(87)90581-0.
- [34] V. Khemani, D. A. Huse and A. Nahum, *Velocity-dependent Lyapunov exponents in many-body quantum, semiclassical, and classical chaos*, Phys. Rev. B **98**, 144304 (2018), doi:10.1103/PhysRevB.98.144304.
- [35] P. M. Chaikin and T. C. Lubensky, *Principles of Condensed Matter Physics*, Cambridge University Press, doi:10.1017/CBO9780511813467 (1995).
- [36] T. Bilitewski, S. Bhattacharjee and R. Moessner, *Classical many-body chaos with and without quasiparticles*, arXiv e-prints arXiv:2011.04700 (2020), 2011.04700.
- [37] B. V. Fine, T. A. Elsayed, C. M. Kropf and A. S. de Wijn, *Absence of exponential sensitivity to small perturbations in nonintegrable systems of spins 1/2*, Phys. Rev. E **89**, 012923 (2014), doi:10.1103/PhysRevE.89.012923.
- [38] P. C. Hohenberg and B. I. Halperin, *Theory of dynamic critical phenomena*, Rev. Mod. Phys. **49**, 435 (1977), doi:10.1103/RevModPhys.49.435.
- [39] R. A. Davison, W. Fu, A. Georges, Y. Gu, K. Jensen and S. Sachdev, *Thermoelectric transport in disordered metals without quasiparticles: The Sachdev-Ye-Kitaev models and holography*, Phys. Rev. B **95**, 155131 (2017), doi:10.1103/PhysRevB.95.155131.
- [40] D. Stanford, *Many-body chaos at weak coupling*, Journal of High Energy Physics **2016**(10) (2016), doi:10.1007/jhep10(2016)009.
- [41] D. Chowdhury and B. Swingle, *Onset of many-body chaos in the $o(n)$ model*, Phys. Rev. D **96**, 065005 (2017), doi:10.1103/PhysRevD.96.065005.
- [42] S. Sahu and B. Swingle, *Information scrambling at finite temperature in local quantum systems* (2020), 2005.10814.
- [43] I. L. Aleiner, L. Faoro and L. B. Ioffe, *Microscopic model of quantum butterfly effect: Out-of-time-order correlators and traveling combustion waves*, Annals of Physics **375**, 378 (2016), doi:https://doi.org/10.1016/j.aop.2016.09.006.

- [44] A. A. Patel, D. Chowdhury, S. Sachdev and B. Swingle, *Quantum butterfly effect in weakly interacting diffusive metals*, Phys. Rev. X **7**, 031047 (2017), doi:10.1103/PhysRevX.7.031047.
- [45] D. J. Luitz and Y. Bar Lev, *Information propagation in isolated quantum systems*, Phys. Rev. B **96**, 020406 (2017), doi:10.1103/PhysRevB.96.020406.
- [46] B. Dóra and R. Moessner, *Out-of-time-ordered density correlators in luttinger liquids*, Phys. Rev. Lett. **119**, 026802 (2017), doi:10.1103/PhysRevLett.119.026802.
- [47] V. Khemani, A. Vishwanath and D. A. Huse, *Operator spreading and the emergence of dissipative hydrodynamics under unitary evolution with conservation laws*, Phys. Rev. X **8**, 031057 (2018), doi:10.1103/PhysRevX.8.031057.
- [48] C. W. von Keyserlingk, T. Rakovszky, F. Pollmann and S. L. Sondhi, *Operator hydrodynamics, otocs, and entanglement growth in systems without conservation laws*, Phys. Rev. X **8**, 021013 (2018), doi:10.1103/PhysRevX.8.021013.
- [49] A. Nahum, S. Vijay and J. Haah, *Operator spreading in random unitary circuits*, Phys. Rev. X **8**, 021014 (2018), doi:10.1103/PhysRevX.8.021014.
- [50] T. Rakovszky, F. Pollmann and C. W. von Keyserlingk, *Diffusive hydrodynamics of out-of-time-ordered correlators with charge conservation*, Phys. Rev. X **8**, 031058 (2018), doi:10.1103/PhysRevX.8.031058.
- [51] D. R. Nelson and D. S. Fisher, *Dynamics of classical XY spins in one and two dimensions*, Phys. Rev. B **16**, 4945 (1977), doi:10.1103/PhysRevB.16.4945.
- [52] H. G. Evertz and D. P. Landau, *Critical dynamics in the two-dimensional classical XY model: A spin-dynamics study*, Phys. Rev. B **54**, 12302 (1996), doi:10.1103/PhysRevB.54.12302.
- [53] J. M. Kosterlitz and D. J. Thouless, *Ordering, metastability and phase transitions in two-dimensional systems*, Journal of Physics C: Solid State Physics **6**(7), 1181 (1973), doi:10.1088/0022-3719/6/7/010.
- [54] J. M. Kosterlitz, *The critical properties of the two-dimensional xy model*, Journal of Physics C: Solid State Physics **7**(6), 1046 (1974), doi:10.1088/0022-3719/7/6/005.
- [55] D. R. Nelson and J. M. Kosterlitz, *Universal jump in the superfluid density of two-dimensional superfluids*, Phys. Rev. Lett. **39**, 1201 (1977), doi:10.1103/PhysRevLett.39.1201.
- [56] B. Swingle and D. Chowdhury, *Slow scrambling in disordered quantum systems*, Phys. Rev. B **95**, 060201 (2017), doi:10.1103/PhysRevB.95.060201.
- [57] S. T. Bramwell and P. C. W. Holdsworth, *Magnetization: A characteristic of the Kosterlitz-Thouless-Berezinskii transition*, Phys. Rev. B **49**, 8811 (1994), doi:10.1103/PhysRevB.49.8811.
- [58] D. Bagchi, *Spin diffusion in the one-dimensional classical Heisenberg model*, Phys. Rev. B **87**, 075133 (2013), doi:10.1103/PhysRevB.87.075133.
- [59] A. Das, K. Damle, A. Dhar, D. A. Huse, M. Kulkarni, C. B. Mendl and H. Spohn, *Nonlinear fluctuating hydrodynamics for the classical xxz spin chain*, Journal of Statistical Physics **180**(1-6), 238–262 (2019), doi:10.1007/s10955-019-02397-y.
- [60] S. Ruidas and S. Banerjee, Unpublished (2020).
- [61] S. Banerjee, Unpublished (2020).