

Towards Automated Discovery of Geometrical Theorems in GeoGebra

Zoltán Kovács^[0000–0003–2512–5793]¹ and Jonathan H. Yu²

¹ The Private University College of Education of the Diocese of Linz
Salesianumweg 3, A-4020 Linz, Austria

zoltan@geogebra.org

² Gilman School, Baltimore, Maryland, USA

jonathanhy314@gmail.com

Abstract. We describe a prototype of a new experimental GeoGebra command and tool **Discover** that analyzes geometric figures for salient patterns, properties, and theorems. This tool is a basic implementation of automated discovery in elementary planar geometry. The paper focuses on the mathematical background of the implementation, as well as methods to avoid combinatorial explosion when storing the interesting properties of a geometric figure.

Keywords: GeoGebra, automated reasoning, combinatorial explosion, equivalence relation

1 Introduction

In this technical paper we introduce a new GeoGebra command and tool **Discover** that is available in a development GitHub repository [1]. This research is closely related to a former project [2] (see [3–5] for further details).

Given a Euclidean geometry construction drawn in GeoGebra, suppose a user wants to know if a given object O has some “interesting features,” such as relevant theorems or properties. This object can be a point, a line, a circle, or something else, although in the current implementation O will always be a point. Without any further user input, the **Discover** command will then analyze O for its interesting and relevant features, and present them to the user as both a list of formulas and graphics outputs.

For example, let ABC an arbitrary triangle, and let D and E be the midpoints of BC and AC , respectively (Fig. 1). Has D some interesting features? Yes: DE is parallel to AB , independent of the position of A , B and C . Indeed, the command **Discover**(D) confirms this observation with the output shown in Fig. 2; GeoGebra adds lines DE and AB in the same color (Fig. 3). (Note, however, that the current implementation of GeoGebra does not report that $2 \cdot |DE| = |AB|$.) Also, the software reports the somewhat trivial finding that the segments BD and CD are congruent, with BD and CD highlighted in the same color. This output can be obtained by selecting the Discover tool in GeoGebra’s toolbox:

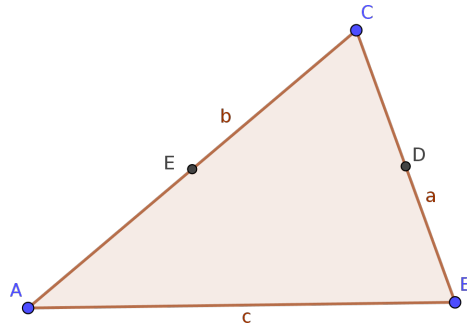


Fig. 1. Initial setup for a discovery



and then clicking on the point D . This functionality is implemented in both GeoGebra Classic 5 and 6, available as an experimental software package called *GeoGebra Discovery*, at <http://github.com/kovzol/geogebra-discovery>.

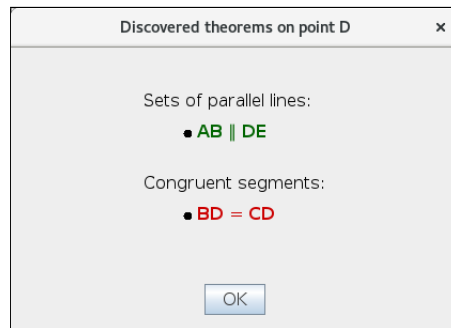


Fig. 2. Output window of the **Discover** command that reports the *Midline theorem*

What strategy is used in the background? First, all points are analyzed to determine whether they are the same as another point. Then, all possible point triplets are examined for collinearity. Next, all possible subsets containing four points on the figure are checked for concyclicity. With knowledge of the collinear points, separate lines can be uniquely defined, in order find whether they are parallel. Finally, considering the pairs of all possible point pairs, congruent segments can be identified. This strategy is a result of a combination of numerical and symbolic processes.

Our second example shows a more complicated setup. A regular hexagon $ABCDEF$ is given in Fig. 4. Point G is defined as the intersection of AD and BE , and, in addition, $H = BE \cap CF$, $I = AD \cap CF$. The points G , H and

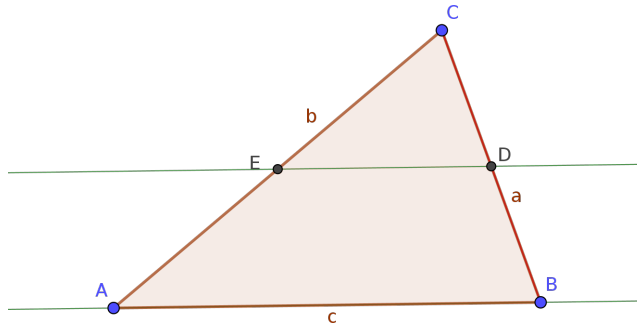


Fig. 3. Further output of the Discover command

I may have trivial differences in their numerical representations, but in the geometrical sense they should be equal. In the figure rounding was set to 13 digits to emphasize that GeoGebra computes objects numerically by default. Note that while the y -coordinates of H and I numerically differ, the final calculations to prove that they are identical will be symbolic and exact.

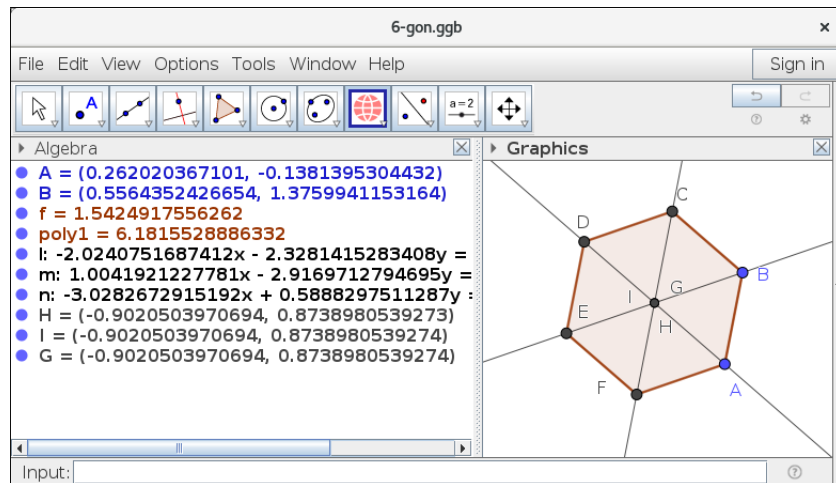


Fig. 4. Initial setup for another discovery

Now we are about to learn if point F has some interesting features, so the command $\text{Discover}(F)$ will be issued. GeoGebra reports a set of properties in a message box (Fig. 5) and adds some additional outputs to the initial setup (Fig. 6).

Here, we see that concyclic points are reported as a single item and not as separate data. Also, parallel lines are classified into five different sets. Finally,

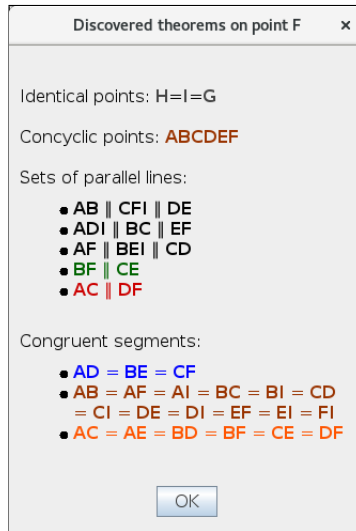


Fig. 5. Output window that reports several theorems related to point F

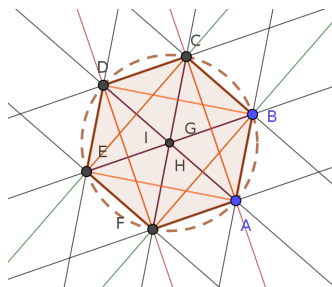


Fig. 6. Further output of discovery

there are three sets of congruent segments. This approach in computation and reporting helps avoid combinatorial explosion.

2 Mathematical background

The above mentioned strategies have some similarities to the ones introduced in [6], but here we focus on minimizing the number of objects that have to be compared in the process that practically compares all objects with all other objects.

Our current implementation deals with *points*, *lines*, *circles* and *parallel lines* (or *directions*) and *congruent segments*.

A *geometric point* P is a GeoGebra object, described by the `GeoPoint` class (see GeoGebra’s source code at github.com/geogebra/geogebra for more details). While we will not provide a detailed definition of a geometric point, generally speaking it is an object with a very complex structure containing two real coordinates, several style settings (including size and color, for example) and other technical details that are used in the application. Some geometric points are dependent of other geometric points or other geometric objects—this hierarchy is stored in the set of `GeoPoints`, too.

Independent of the detailed definition of a geometric point, we can still define the notion of *point* in our context.

Definition 1. *A set of geometric points $\mathcal{P} = \{P_1, P_2, \dots, P_n\}$ is called a point if for all different $P, Q \in \mathcal{P}$ the points P and Q are identical in general.*

Henceforth, unless otherwise mentioned, we will consider points according to the definition above, not as geometric points.

Here, we do not precisely define when two points are identical *in general*. Instead, we will illustrate the concept of point identity with the following example. Consider geometric points P_1, P_2, P_3 and P_4 that form a parallelogram. Now define P_5 and P_6 as the midpoint of P_1 and P_3 , and P_2 and P_4 , respectively. This setting implies that P_5 and P_6 are identical, because the diagonals of a parallelogram always bisect each other. In a dynamic geometry setting like GeoGebra, this simply means that by changing some points of the set $\{P_1, P_2, P_3, P_4\}$, the points P_5 and P_6 will still share the same position in the plane. (See Fig. 7. Here the construction is controlled by the points P_1, P_2 and P_3 only: they can be freely chosen, and based on them, the point P_4 is already dependent and uniquely defined as the intersection of the two parallel lines to P_1P_2 and P_2P_3 , respectively, through P_3 and P_1 .)

In fact, general truth includes statements that are not always true, but just “in most cases”—here we can think of some degeneracies that can occur in some constructions when some objects are degenerate. For example, altitudes of a triangle generally meet at a point—but not always, since a degenerate triangle “usually” has three parallel “altitudes”; unless two (or even three!) vertices of the triangle coincide. (See [7] for more details on the concept of general truth and degeneracies.)

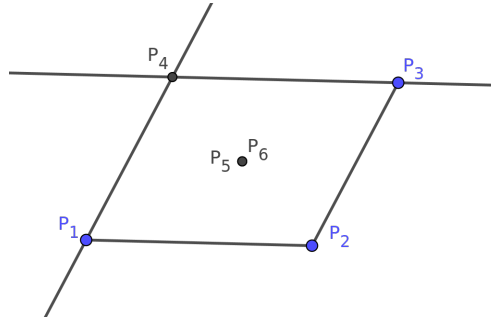


Fig. 7. Points P_5 and P_6 are defined as midpoints of opposite vertices of parallelogram $P_1P_2P_3P_4$

Definition 2. A set of points $\ell = \{P_1, P_2, \dots, P_n\}$ is called a line if for all different $P, Q, R \in \ell$ the points P, Q and R are collinear in general.

For example, the set $\ell = \{C, F, G\}$ in Fig. 6 forms a line.

Definition 3. A set of points $\mathcal{C} = \{P_1, P_2, P_3, \dots, P_n\}$ is called a circle if for all different $P, Q, R, S \in \mathcal{C}$ the points P, Q, R and S are concyclic in general.

Definition 4. A set of lines $\mathbf{D} = \{\ell_1, \dots, \ell_n\}$ is called parallel lines (or a direction) if for all different $\ell, m \in \mathbf{D}$ the lines ℓ and m are parallel in general.

Definition 5. A set $\bar{s} = \{P, Q\}$ of two points is called a segment.

Definition 6. A set of segments $s = \{\bar{s}_1, \dots, \bar{s}_n\}$ is called equal length segments (or congruent segments) if for all different $\bar{s}_1, \bar{s}_2 \in s$ the segments \bar{s}_1 and \bar{s}_2 are equally long in general.

In fact, GeoGebra Discovery uses a more general concept of being identical: it allows two points (or two objects) to have a kind of relationship also if it is true just *on parts* (see [8] for more details).

The main idea of storing the objects is that points, lines, circles, directions and equally long segments designate equivalence classes, that is:

Theorem 1. Let ℓ and m be lines. Then, for all different points $P, Q, R \in m$, if $\{P, Q\} \subset \ell$, then $R \in \ell$; that is, $\ell = m$.

Proof. In Euclidean geometry two points always designate a unique line.

Theorem 2. Let \mathcal{C} and \mathcal{D} be circles. Then, for all different points $P, Q, R, S \in \mathcal{D}$, if $\{P, Q, R\} \subset \mathcal{C}$, then $S \in \mathcal{C}$; that is, $\mathcal{C} = \mathcal{D}$.

Proof. In Euclidean geometry three non-collinear points always designate a unique circle.

Theorem 3. Let D and E be directions. Let $\ell \in D$ and $m \in E$. If $\ell \parallel m$ in general, then $D = E$.

Proof. This follows immediately from the transitive property of parallelism.

Theorem 4. Let s and t be segments. Let $\bar{u} \in s$ and $\bar{v} \in t$. If $|\bar{u}| = |\bar{v}|$ in general, then $s_1 = s_2$.

Proof. This is an immediate consequence of the transitive property of equality of lengths.

By using these theorems we can maintain a minimal set of objects during discovery.

Fig. 8 shows the objects identified during the command `Discover(F)` for the input in Fig. 4. The set of lines are not listed in the figure separately, but as a single entry at the bottom list of equally long segments. Also, some of the outputs are not particularly interesting features, such as lines with only point, circles with only three points, directions with only one line, or isolated equal length segments.

3 Examples of Discover with selected theorems

GeoGebra is a well-known and widely used software tool in education, with meaningful potential for using geometric discovery and exploration to teach elementary geometry. Even so, the range of mathematical knowledge is broad, including secondary school topics, international math competitions, and higher level mathematics. Below we examine selected theorems confirmed in the current implementation of Discover.

3.1 The diagonals of a parallelogram bisect each other

We already mentioned this simple theorem. The problem is shown in Fig. 7. With discovery on point P_5 , the applicable theorems are reported in Fig. 9.

3.2 Euler line

The Euler line is a line determined from any triangle that is not regular. It passes through the orthocenter, the circumcenter and the centroid. The problem is shown in Fig. 10. With discovery on point P , the relevant theorems are listed in Fig. 11. The Euler line theorem implicitly includes several simple theorems, including concurrency of the medians of a triangle ($J = K = L$, the generated points being the pairwise intersections of the medians), concurrency of the altitudes ($G = H = I$, these points being the pairwise intersections of the altitudes), and concurrency of the perpendicular bisectors of the altitudes ($P = Q = R$, pairwise intersections as above).

```

▼ f points = (ArrayList@6368) size = 7
  ▶ # 0 = (Point@6406) "D"
  ▶ # 1 = (Point@6407) "G=H=I"
  ▶ # 2 = (Point@6408) "A"
  ▶ # 3 = (Point@6409) "C"
  ▶ # 4 = (Point@6410) "E"
  ▶ # 5 = (Point@6411) "F"
  ▶ # 6 = (Point@6412) "B"
▼ f lines = (ArrayList@6369) size = 15
  ▶ # 0 = (Line@6375) "ADI"
  ▶ # 1 = (Line@6376) "AC"
  ▶ # 2 = (Line@6377) "CD"
  ▶ # 3 = (Line@6378) "AE"
  ▶ # 4 = (Line@6379) "DE"
  ▶ # 5 = (Line@6380) "AB"
  ▶ # 6 = (Line@6381) "BD"
  ▶ # 7 = (Line@6382) "AF"
  ▶ # 8 = (Line@6383) "DF"
  ▶ # 9 = (Line@6384) "BEI"
  ▶ # 10 = (Line@6385) "CE"
  ▶ # 11 = (Line@6386) "BC"
  ▶ # 12 = (Line@6387) "CFI"
  ▶ # 13 = (Line@6388) "EF"
  ▶ # 14 = (Line@6389) "BF"
▼ f circles = (ArrayList@6370) size = 13
  ▶ # 0 = (Circle@6421) "ABCDEF"
  ▶ # 1 = (Circle@6422) "CDI"
  ▶ # 2 = (Circle@6423) "DEI"
  ▶ # 3 = (Circle@6424) "CEI"
  ▶ # 4 = (Circle@6425) "BDI"
  ▶ # 5 = (Circle@6426) "BCI"
  ▶ # 6 = (Circle@6427) "DFI"
  ▶ # 7 = (Circle@6428) "EFI"
  ▶ # 8 = (Circle@6429) "BFI"
  ▶ # 9 = (Circle@6430) "ACI"
  ▶ # 10 = (Circle@6431) "AEI"
  ▶ # 11 = (Circle@6432) "ABI"
  ▶ # 12 = (Circle@6433) "AFI"
▼ f directions = (ArrayList@6371) size = 7
  ▶ # 0 = (ParallelLines@6448) "AB || CFI || DE"
  ▶ # 1 = (ParallelLines@6449) "BD"
  ▶ # 2 = (ParallelLines@6450) "AC || DF"
  ▶ # 3 = (ParallelLines@6451) "BF || CE"
  ▶ # 4 = (ParallelLines@6452) "AE"
  ▶ # 5 = (ParallelLines@6453) "ADI || BC || EF"
  ▶ # 6 = (ParallelLines@6454) "AF || BEI || CD"
▶ f segments = (ArrayList@6372) size = 21
▼ f equalLongSegments = (ArrayList@6373) size = 3
  ▶ # 0 = (EqualLongSegments@6506) "AD = BE = CF"
  ▶ # 1 = (EqualLongSegments@6507) "AC = AE = BD = BF = CE = DF"
  ▶ # 2 = (EqualLongSegments@6508) "AB = AF = AI = BC = BI = CD = CI = DE = DI = EF = EI = FI"

```

Fig. 8. The list of objects as shown in IntelliJ IDEA, a popular integrated development environment for Java

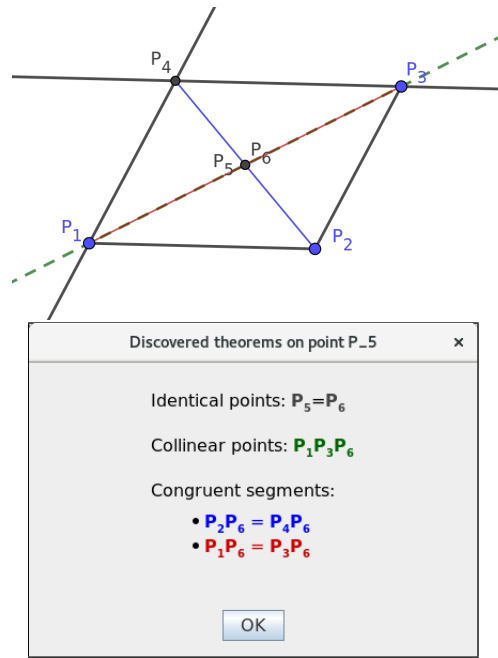


Fig. 9. Output of the command Discover(P_5)

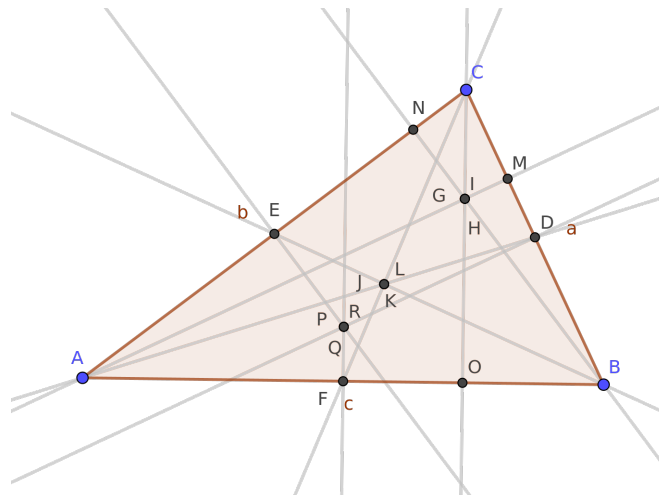


Fig. 10. Euler line

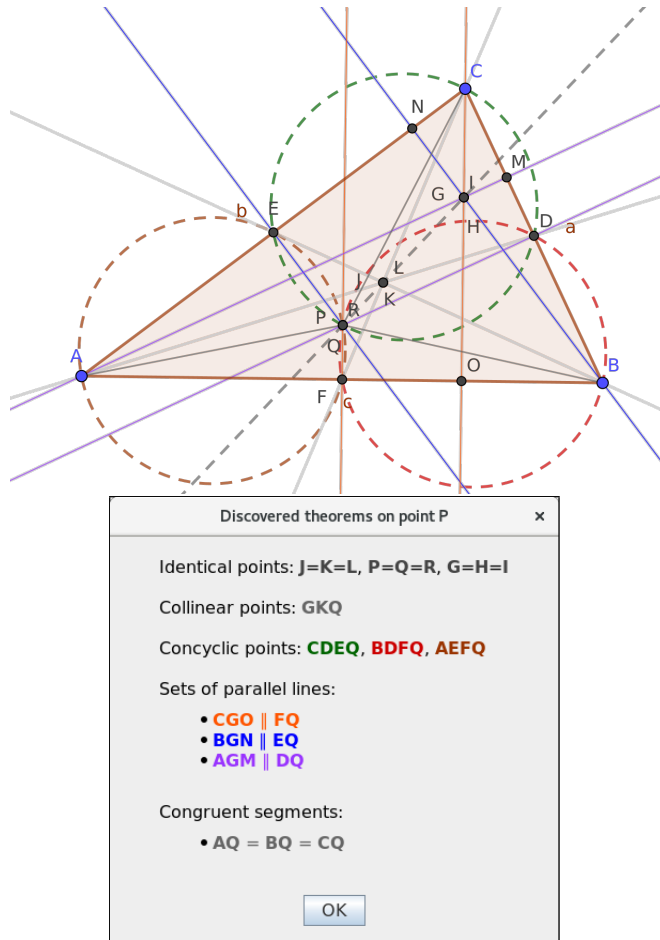


Fig. 11. Output of the command $Discover(P)$

3.3 Nine-point circle

The nine-point circle passes through nine significant points of an arbitrary triangle, namely:

- the midpoint of each side of the triangle,
- the foot point of each altitude,
- the midpoint of the line segment from each vertex of the triangle to the orthocenter.

The problem setting is shown in Fig. 12. With discovery on point D , the appro-

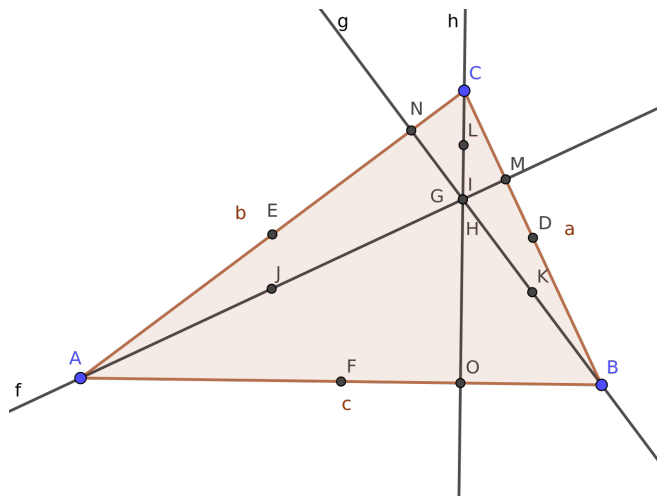


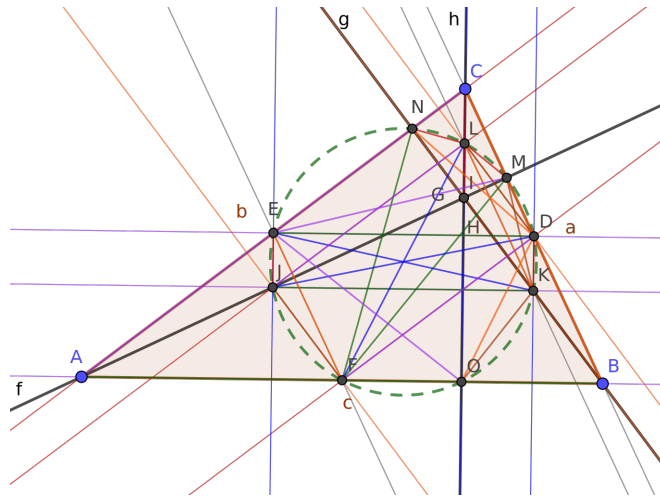
Fig. 12. Problem setting for the nine-point circle

appropriate theorems are reported in Fig. 13. The nine-point circle theorem implicitly includes several other simple theorems. In addition, the graphical result suggests further theorems: segments DJ , EK , and FL are congruent and concurrent; these three segments are also diameters of the nine-point circle; and their intersection designates the center of the nine-point circle. By using another discovery this can be confirmed.

3.4 A contest problem

In 2010, at the 51st International Mathematics Olympiad in Astana, Kazakhstan, the following shortlisted problem was proposed by United Kingdom:

Let ABC be an acute triangle with D , E , F the feet of the altitudes lying on BC , CA , AB respectively. One of the intersection points of the line EF and the circumcircle is P . The lines BP and DF meet at point Q . Prove that $AP = AQ$.



Discovered theorems on point D x

Identical points: $G=H=I$

Concyclic points: **DEFJKLMNO**

Sets of parallel lines:

- **ACEN** \parallel **DF** \parallel **JL**
- **ABFO** \parallel **DE** \parallel **JK**
- **CHLO** \parallel **DK** \parallel **EJ**
- **BHKN** \parallel **DL** \parallel **FJ**
- **BCDM** \parallel **EF** \parallel **KL**

Congruent segments:

- **AF = BF = DE = FM = FN = JK**
- **CL = DK = EJ = HL = LM = LN**
- **BD = CD = DN = DO = EF = KL**
- **BK = DL = FJ = HK = KM = KO**
- **AE = CE = DF = EM = EO = JL**
- **DJ = EK = FL**

Fig. 13. Output of the command Discover(D)

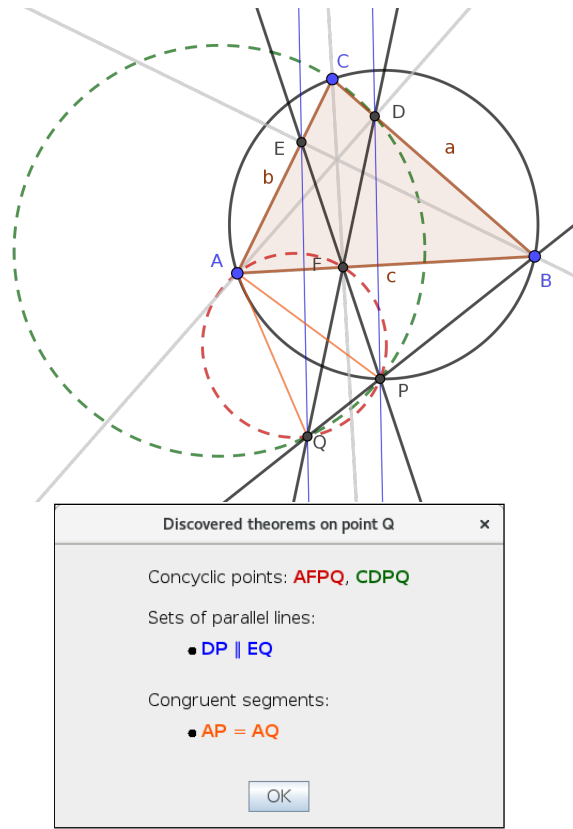


Fig. 15. Output of the command $\text{Discover}(Q)$

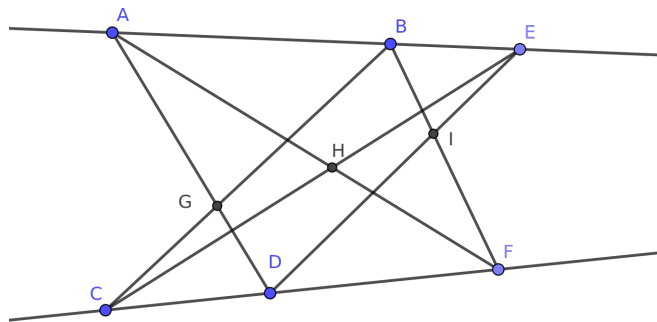


Fig. 16. Problem setting for Pappus's hexagon theorem

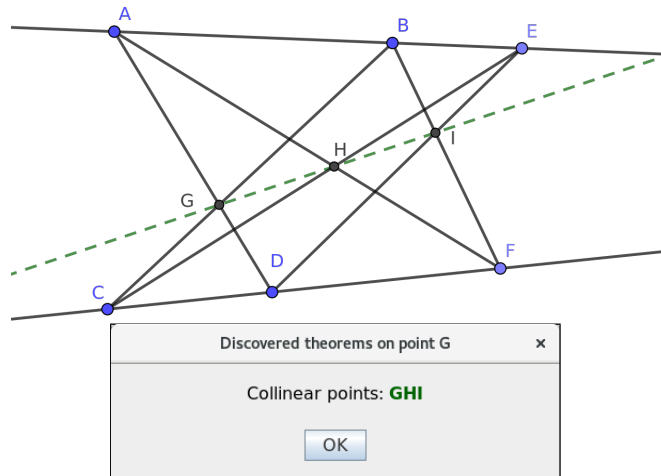


Fig. 17. Output of the command `Discover(G)`

this. Therefore, it seems useful to make a distinction between *trivial statements* and *theorems*.

The question of which properties are considered trivial or not is at some level a judgment call. In Fig. 2 most users may regard the information $BD = CD$ as trivial, with D being the midpoint of BC . On the other hand, for beginners this information may still be useful.

At the moment GeoGebra Discovery maintains some background information if the obtained theorem is to be displayed or not. For example, in Fig. 9, the collinearity of P_2 , P_4 and P_6 is considered trivial and not displayed, but the fact that $P_5 = P_6$ is presented as non-trivial. By considering both of these ideas, the collinearity of P_2 , P_4 and P_5 could be considered either trivial or non-trivial—currently it is considered as trivial and not shown. The decision process for such questions should be clarified in the future.

4.2 Combinatorial explosion and computational complexity

Despite the large number of possible statements, the combinatorial complexity is still polynomial, because from a given set of input objects P_1, P_2, \dots, P_n we need to select just at most four objects (four objects are required to confirm concyclicity.) On the other hand, by using the classes of the equivalence relations, the number of statements to be checked can be decreased significantly.

For each possible statement, a numerical check is first performed. We assume that this is always successful when a generally true statement is about to check. Unfortunately, in reality this is not always the case, because for some exotic coordinates, the numerical check can be completely misleading. For example, some very large numbers can result in numerically unstable computations. Regardless, if a numerical check is positive, then the statement is added to the list of conjec-

tures, but if it is negative, no conjecture is registered. As a consequence, while our implementation may miss some true statements (due to numerical errors), it will not output false statements.

For each conjecture, a symbolic check will be performed. If the symbolic check is positive, then the statement will be saved as a theorem. If the symbolic check is negative, then the statement will be removed from the list of conjectures. If the symbolic check cannot decide if a conjecture is true or false, the conjecture is removed from the list.

A special case of a conjecture is $P_1 = P_2$ for each two geometric points. If this conjecture cannot be proven or disproven symbolically, then the discovery process will be completely stopped and the user will be notified that the construction must be redrawn in a different way—otherwise no output can be produced. This exception is required to keep the internal data consistent.

Symbolic checks usually require more time than numerical verifications. The underlying computation uses Gröbner bases that require at most double exponential time of the number of variables [9] according to the given figure. Usually, the number of variables are double the number of geometric points in the figure (since there are two coordinates for each).

GeoGebra internally sets 5 seconds for the maximal execution time of each symbolic check. After timeout the result of the symbolic check will be undecided.

4.3 User interface enhancements

GeoGebra is designed with a straightforward user interface that asks the users no questions if possible. However, its usability could be improved for situation when the user wishes to limit the output by filtering or excluding certain relationships.

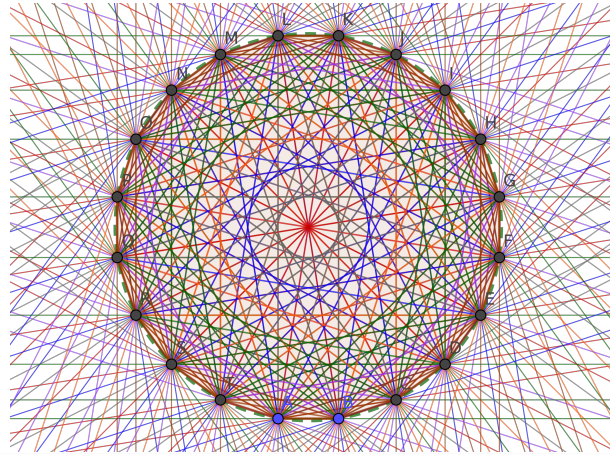
Currently only points can be investigated. In a future version a set of points, segments, lines, circles or a set of these should be permitted as input.

Currently the computation process cannot be interrupted by the user. Given a large number of points in the figure, the calculation can be time consuming. For example, investigating the relationships of a regular 20-gon may require about 4 minutes on a modern personal computer (in our test a Lenovo ThinkPad E480 with 8×i7, 16 GB RAM, Ubuntu Linux 18.04, was used). See Fig. 18 for the output.

The version that is based on GeoGebra Classic 5 performs better than the one on Classic 6—the latter is a web implementation of the GeoGebra application and uses a WebAssembly compilation of the computer algebra system Giac. Even if the code is reasonably fast as embedded code in a web page, this latter version underperforms the native technology: the same hardware is unable to handle the input of the regular 20-gon, and the browser tab crashes after 12 minutes of computation. (Google Chrome 83 was used for testing.)

4.4 Colors

At the moment a limited set of colors is used to highlight parallelism and congruence. In the future a pre-defined sequence of distinguishable colors should be



Discovered theorems on point A x

Concyclic points: **ABCDEFGHIJKLMNQRST**

Sets of parallel lines:

- **AK** | **BJ** | **CI** | **DH** | **EG** | **LT** | **MS** | **NR** | **OQ**
- **AL** | **BK** | **CJ** | **DI** | **EH** | **FG** | **MT** | **NS** | **OR** | **PQ**
- **AJ** | **BI** | **CH** | **DG** | **EF** | **KT** | **LS** | **MR** | **NQ** | **OP**
- **AG** | **BF** | **CE** | **HT** | **IS** | **JR** | **KQ** | **LP** | **MO**
- **AC** | **DT** | **ES** | **FR** | **GQ** | **HP** | **IO** | **JN** | **KM**
- **AH** | **BG** | **CF** | **DE** | **IT** | **JS** | **KR** | **LQ** | **MP** | **NO**
- **AD** | **BC** | **ET** | **FS** | **GR** | **HQ** | **IP** | **JO** | **KN** | **LM**
- **AQ** | **BP** | **CO** | **DN** | **EM** | **FL** | **GK** | **HJ** | **RT**
- **AN** | **BM** | **CL** | **DK** | **EJ** | **FI** | **GH** | **OT** | **PS** | **QR**
- **AP** | **BO** | **CN** | **DM** | **EL** | **FK** | **GJ** | **HI** | **QT** | **RS**
- **AF** | **BE** | **CD** | **GT** | **HS** | **IR** | **JQ** | **KP** | **LO** | **MN**
- **AR** | **BQ** | **CP** | **DO** | **EN** | **FM** | **GL** | **HK** | **IJ** | **ST**
- **AT** | **BS** | **CR** | **DQ** | **EP** | **FO** | **GN** | **HM** | **IL** | **JK**
- **AM** | **BL** | **CK** | **DJ** | **EI** | **FH** | **NT** | **OS** | **PR**
- **AB** | **CT** | **DS** | **ER** | **FQ** | **GP** | **HO** | **IN** | **JM** | **KL**
- **AE** | **BD** | **FT** | **GS** | **HR** | **IQ** | **JP** | **KO** | **LN**
- **AS** | **BR** | **CQ** | **DP** | **EO** | **FN** | **GM** | **HL** | **IK**
- **AO** | **BN** | **CM** | **DL** | **EK** | **FJ** | **GI** | **PT** | **QS**
- **AI** | **BH** | **CG** | **DF** | **JT** | **KS** | **LR** | **MQ** | **NP**

Congruent segments:

- **AF = AP = BG = BQ = CH = CR = DI = DS = EJ = ET = FK = GL = HM = IN = JO = KP = LQ = MR = NS = OT**
- **AB = AT = BC = CD = DE = EF = FG = GH = HI = IJ = JK = KL = LM = MN = NO = OP = PQ = QR = RS = ST**
- **AG = AO = BH = BP = CI = CQ = DJ = DR = EK = ES = FL = FT = GM = HN = IO = JP = KQ = LR = MS = NT**
- **AJ = AL = BK = BM = CL = CN = DM = DO = EN = EP = FO = FQ = GP = GR = HQ = HS = IR = IT = JS = KT**
- **AK = BL = CM = DN = EO = FP = GQ = HR = IS = JT**
- **AH = AN = BI = BO = CJ = CP = DK = DQ = EL = ER = FM = FS = GN = GT = HO = IP = JQ = KR = LS = MT**
- **AD = AR = BE = BS = CF = CT = DG = EH = FI = GJ = HK = IL = JM = KN = LO = MP = NQ = OR = PS = QT**
- **AI = AM = BJ = BN = CK = CO = DL = DP = EM = EQ = FN = FR = GO = GS = HP = HT = IQ = JR = KS = LT**
- **AE = AQ = BF = BR = CG = CS = DH = DT = EI = FJ = GK = HL = IM = JN = KO = LP = MQ = NR = OS = PT**
- **AC = AS = BD = BT = CE = DF = EG = FH = GI = HJ = IK = JL = KM = LN = MO = NP = OQ = PR = QS = RT**

OK

Fig. 18. Output for Discover(A) in a regular 20-gon

added to GeoGebra Discovery—for example, at the moment in Fig. 5 the same black color is used to highlight different sets of parallel lines.

4.5 Perpendicular lines

Perpendicular lines play an important role in elementary planar geometry. Their detection and presentation are not yet implemented in GeoGebra Discovery. Here we mention that the relationship of perpendicularity is *not* an equivalence, in contrast to the previous relationships defined in Section 2. On the other hand, if \mathbf{D} and \mathbf{E} are directions, if $\ell \in \mathbf{D}$ and $m \in \mathbf{E}$, the relationship $\ell \perp m$ implies perpendicularity for all $\ell' \in \mathbf{D}$ and $m' \in \mathbf{E}$, that is, $\ell' \perp m'$.

It seems convenient to color perpendicular lines with the same color. So a rectangular grid can be observed for each pair of directions \mathbf{D} and \mathbf{E} whose representative lines are perpendicular, accordingly. Fig. 19 shows an example that includes four rectangular grids for the parallel diagonals of a regular octagon.

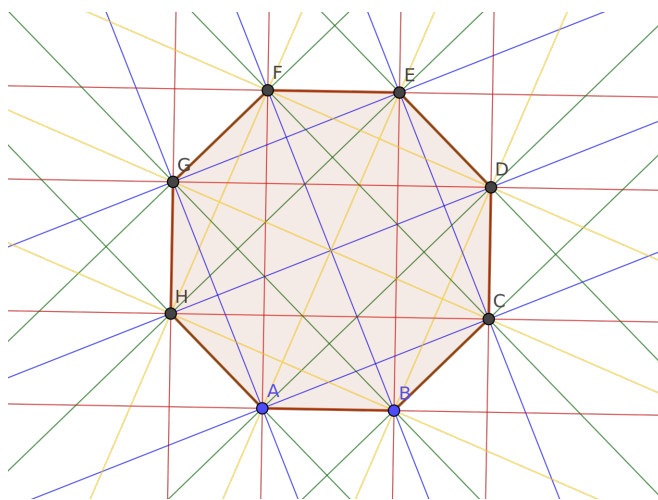


Fig. 19. Four rectangular grids describing the parallel diagonals of a regular octagon

4.6 Angles

In a complex algebraic geometry setting, the study of angles is not as straightforward as investigating other objects. For a future version, however, this feature would be an important improvement.

By combining algebraic and pure geometric observations, however, simple theorems on angle equality could be easily detected. For example, Fig. 15 states that points A, F, P, Q are concyclic. The inscribed angle theorem automatically implies $\angle QAP = \angle QFP$, among others.

4.7 Stepwise suggestions

Prior research (see [10, p. 46]) proposed that collecting the interesting new objects in a figure could be done stepwise, similarly to GeoGebra’s former feature “special objects.” For our midline theorem example (Fig. 1), this meant that after constructing the triangle ABC , and then midpoint D , the segments BD and CD were automatically shown by the system. The user could then accept these newly generated segments or remove them from the system. Then, by creating midpoint E , the system could show lines AB and DE to visualize parallelism.

Actually, the “special objects” feature was recently removed from GeoGebra after some negative feedback from the community—many users found this feature confusing. As a consequence, adding stepwise suggestions in GeoGebra Discovery remains a question for future research.

4.8 Benchmarks

There is no benchmarking suite for the **Discover** command yet. This should be addressed in the next phase of the development.

5 Related work

We now discuss several projects that share some similarity to GeoGebra Discover but differ significantly in meaningful ways.

First of all, GeoGebra Discovery is not the first tool that systematically displays confirmed theorems in a geometric figure. We refer the reader to

- Zlatan Magajna’s *OK Geometry* [11] (available at www.ok-geometry.com) and
- Jacques Gressier’s *GéométrieX* (available at geometrix.free.fr).

These systems are available free of charge, but without the source code. On the other hand, GeoGebra Discovery focuses on an intuitive user interface and proofs in the most mathematical sense.

Second, we highlight that there is a growing interest in creating algorithms related to success completion of secondary school or undergraduate mathematics entrance exams. (See [12], [13], [14], among others.) Sometimes these projects rely significantly on techniques used in the underlying computational methods. Also, these projects are often related to artificial intelligence and Big Data rather than to computational mathematics.

Third, we mention a theoretical issue. The idea to store a geometric point only once if it is identical to another one was previously described in Kortenkamp’s work [15, 9.3.1]. This concept is a main design element in the dynamic geometry software Cinderella, which never stores a geometric point twice if the two variants are identical in general.

GeoGebra has a different design concept by allowing the user an arbitrary number of identical points to be defined. From the theorem prover’s point of

view, GeoGebra’s concept is more difficult to handle, and a kind of translation is required to have a different data structure by using the concepts from Section 2.

Also, we note that GeoGebra Discovery proves the truth in a different manner from Cinderella, with Cinderella using a probabilistic method, and GeoGebra Discovery literally *proving* all the deduced facts.

6 Conclusion

We described a prototype of the **Discover** command that is available in an experimental version of GeoGebra, called GeoGebra Discovery. Our current implementation can be directly downloaded from <https://github.com/kovzol/geogebra/releases/tag/v5.0.591.0-2020Jul16>.

Our work is still in progress, as noted with the issues listed in Section 4.

7 Acknowledgments

The **Discover** command is a result of a long collaboration of several researchers. The project was initiated by Tomás Recio in 2010, and several other researchers joined, including Francisco Botana and M. Pilar Vélez, to name just the most prominent collaborators. The development and research work was continuously monitored and supported by the GeoGebra Team. Special thanks to Markus Hohenwarter, project director of GeoGebra.

The work was partially supported by a grant MTM2017-88796-P from the Spanish MINECO (Ministerio de Economía y Competitividad) and the ERDF (European Regional Development Fund).

References

1. Kovács, Z.: GeoGebra Discovery. A GitHub project (2020) <https://github.com/kovzol/geogebra-discovery>.
2. Botana, F., Kovács, Z., Recio, T.: Automated Geometer. A GitHub project (2018) <https://github.com/kovzol/ag>.
3. Botana, F., Kovács, Z., Recio, T.: Automated Geometer, a web-based discovery tool. Presentation at ADG-12, Nanning, China (2018)
4. Botana, F., Kovács, Z., Recio, T.: Towards an automated geometer. Presentation at AISC-13, Suzhou, China (2018)
5. Botana, F., Kovács, Z., Recio, T.: Towards an automated geometer. In Fleuriot, J., Wang, D., Calmet, J., eds.: Artificial Intelligence and Symbolic Computation. Volume 11110 of Lecture Notes in Artificial Intelligence., Springer International Publishing (2018) 215–220
6. Chen, X., Song, D., Wang, D.: Automated generation of geometric theorems from images of diagrams. *Annals of Mathematics and Artificial Intelligence* **74** (2015) 333–358
7. Chou, S.C.: Mechanical Geometry Theorem Proving. Springer Science + Business Media (1987)

8. Kovács, Z., Recio, T., Vélez, M.P.: Detecting truth, just on parts. *Revista Matemática Complutense* **32** (2019) 451–474
9. Mayr, E., Meyer, A.: The complexity of the word problem for commutative semi-groups and polynomial ideals. *Advances in Mathematics* **46** (1982) 305–329
10. Kovács, Z.: Towards a new GeoGebra Geometry App. Presentation at MatemaTech Seminar for teachers, České Budějovice, Czechia (2019)
11. Magajna, Z.: An observation tool as an aid for building proofs. *The Electronic Journal of Mathematics and Technology* **5** (2011) 251–260
12. Fu, H., Zhang, J., Zhong, X., Zha, M., Liu, L.: Robot for mathematics college entrance examination. In: *Electronic Proceedings of the 24th Asian Technology Conference in Mathematics, Mathematics and Technology, LLC* (2019)
13. Seo, M., Hajishirzi, H., Farhadi, A., Etzioni, O., Malcolm, C.: Solving geometry problems: Combining text and diagram interpretation. In: *Proceedings of the 2015 Conference on Empirical Methods in Natural Language Processing*. (2015) 1466–1476
14. Fujita, A., Kameda, A., Kawazoe, A., Miyao, Y.: Overview of Todai robot project and evaluation framework of its NLP-based problem solving. In: *Proceedings of the Ninth International Conference on Language Resources and Evaluation (LREC'14)*. (2014) 2590–2597
15. Kortenkamp, U.: *Foundations of Dynamic Geometry*. PhD thesis, ETH Zürich (1999)