

# IDS at SemEval-2020 Task 10: Does Pre-trained Language Model Know What to Emphasize?

Jaeyoul Shin, Taek Kim and Sang-goo Lee

Dept. of Computer Science and Engineering

Seoul National University, Seoul, Korea

{jyshin,taeuk,sglee}@europa.snu.ac.kr

## Abstract

We propose a novel method that enables us to determine words that deserve to be emphasized from written text in visual media, relying only on the information from the self-attention distributions of pre-trained language models (PLMs). With extensive experiments and analyses, we show that 1) our zero-shot approach is superior to a reasonable baseline that adopts TF-IDF and that 2) there exist several attention heads in PLMs specialized for emphasis selection, confirming that PLMs are capable of recognizing important words in sentences.

## 1 Introduction

In terms of visual communication such as social media posts (posters, flyers, and ads) and motivational messages, text emphasis is crucial in that it facilitates the comprehension of written text and that it helps convey the authors intent. Therefore, it is expected that the development of an automatic system that recommends which part to emphasize in the text of visual media will bring significant advantages; e.g., it is possible to accelerate the making process of posters and videos for advertisement. In this paper, we attempt to devise such a system solely with the aid of pre-trained language models (PLMs) without any task-specific laborious training.

Recently, there has been a substantial amount of work in the literature to figure out what knowledge Transformer (Vaswani et al., 2017) based PLMs such as BERT (Devlin et al., 2019) contain and why they perform surprisingly well on various downstream tasks (Goldberg, 2019; Kovaleva et al., 2019; Rogers et al., 2020). Among these, a group of studies has focused on analyzing PLMs' self-attention distributions to find some evidence that supports the existence of linguistic knowledge within the pre-trained weights of PLMs. Specifically, Clark et al. (2019) investigated BERT's individual attention heads to probe its ability to parse dependency trees, while Kim et al. (2020) proposed an unsupervised constituency parsing method applicable on top of the distributions.

Following the same philosophy shared by the work mentioned above, we propose a zero-shot emphasis selection method, assuming that during pre-training, some attention heads in PLMs are inspired to recognize which words are more important than others. We test our method on a carefully designed dataset (Shirani et al., 2020), and it records the ranking score 0.690 on the validation set, which outperforms an intuitive baseline adopting the term frequency-inverse document frequency (TF-IDF) strategy (Jones, 1972). Furthermore, our method operates in a fully zero-shot manner, not leveraging gold-standard annotations provided by the dataset at all, implying its universal applicability in a low/zero-resource regime.

## 2 Task

This paper aims to present a tractable solution to the SemEval 2020 shared task 10 (Shirani et al., 2020). The dataset provided by this task consists of short English sentences obtained from Adobe Spark. It contains a variety of subjects featured in flyers, posters, and advertisements or motivational memes on social media—for example, “In honor of the brave” (Shirani et al., 2019).

This work is licensed under a Creative Commons Attribution 4.0 International License. License details: <http://creativecommons.org/licenses/by/4.0/>.

Words	A1	A2	A3	A4	A5	A6	A7	A8	A9	$e\_freq$
In	O	I	O	O	O	O	O	O	I	0.222
honor	I	I	O	O	I	I	I	I	I	0.778
of	O	O	O	O	O	O	O	O	I	0.111
the	O	O	O	O	O	O	O	O	I	0.111
brave	O	I	I	I	O	I	I	I	I	0.778

Table 1: Data structure of the example sentence ‘‘In honor of the brave’’. A1-A9 are nine annotators. I and O correspond to whether to emphasize the word or not. Emphasis frequency,  $e\_freq$ , is the average of nine labels of A1-A9.

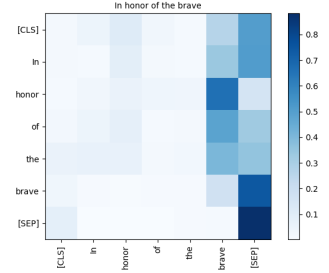


Figure 1: Sample attention map of the example sentence.

In detail, as shown in Table 1, each word of a sentence in the dataset is provided with nine binary labels (I/O tags) that correspond to the decisions of nine annotators, each indicating whether to emphasize the target word or not. Here we define the emphasis frequency ( $e\_freq$ ) of the word in the sentence as the average of these nine labels, where treating ‘I’ as 1 and ‘O’ as 0. Our goal is to construct a model that predicts the correct ranking of words based on each word’s gold emphasis frequency.

For evaluation, we use the  $Match_m$  ( $m \in [1, 2, 3, 4]$ ) score which is calculated as:

$$Match_m = \frac{\sum_{x \in D} |S_m^{(x)} \cap \hat{S}_m^{(x)}|/m}{|D|}, \quad (1)$$

where  $S_m^{(x)}$  is a set of top- $m$  high emphasis frequency words in an input sentence  $x$  of a dataset  $D$ ; e.g.,  $S_2^{(‘‘In honor of the brave’’)}$  would be [‘honor’, ‘brave’].  $\hat{S}_m^{(x)}$  is a set of top- $m$  high emphasis frequency words based on our model’s prediction.  $|\cdot|$  corresponds to the number of elements in a set. Moreover, we introduce the *Ranking\_Score* as an aggregated measure that averages all possible  $Match_m$  scores:

$$Ranking\ Score = \frac{\sum_{m \in [1, 2, 3, 4]} Match_m}{4}. \quad (2)$$

### 3 Method

In this section, we propose three ways to induce the emphasis frequency ( $e\_freq$ ) of each word in a sentence using a PLM’s<sup>1</sup> attention maps. The intuition behind our approach is that the more one word draws attention from other words, the more suitable this word as a target to be emphasized. In other words, the words contribute the most to construct the intermediate representations of other words for the next layer of PLMs should have high  $e\_freq$  values. As we only resort to the inherent knowledge of PLMs rather than learning a separate model from scratch, we do not need any further training based on supervision from gold-standard annotations to implement our approach. This characteristic is attractive in a perspective that the annotations required to build gold-standard labels are too expensive and even somewhat subjective.

To reduce the ambiguity, here we define terminology. We denote a sentence as a set of words,  $s = \{w_m | m = 1, \dots, n\}$ , where  $n$  stands for the number of words in the sentence. When a sentence  $s$  is fed to a PLM, an attention map, which is a set of attention distributions of a particular self-attention head, can be extracted. We define  $G$  as a set of attention maps extracted from a PLM; i.e.,  $G = \{g_{(i,j)} \in \mathbb{R}^{(n+2) \times (n+2)} | i = 1, \dots, l, j = 1, \dots, a\}$ , where  $g_{(i,j)}$  is an attention map of the  $j$ th attention head on the  $i$ th layer, and  $l$  and  $a$  are the numbers of layers and attention heads per layer, respectively. The reason why we add 2 to  $n$  is to consider two special tokens, [CLS] and [SEP]. In Figure 1, there is a sample attention map of the example sentence, where each row represents an attention distribution of the corresponding word; e.g., The 3<sup>rd</sup> row is an attention distribution of the word ‘honor’ over other words.

<sup>1</sup>We consider the following PLMs as candidates for our method: BERT (Devlin et al., 2019), DistilBERT (Sanh et al., 2019), GPT-2 (Radford et al., 2018), RoBERTa (Liu et al., 2019), XLNet (Yang et al., 2019), and XLM (Conneau and Lample, 2019)

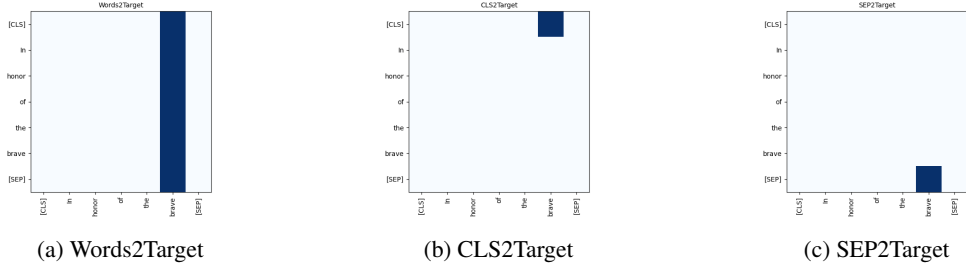


Figure 2: Three ways to derive emphasis frequency,  $e\_freq$ , of a target word 'brave'. Dark areas are where each method refers to.

There are some pre-processing procedures to obtain proper attention maps which can be utilized for our methods. First, we add special tokens [CLS] and [SEP] to an input sentence.—for example, “[CLS] In honor of the brave [SEP]” as described in Devlin et al. (2019). Then, we can extract attention maps after feeding an input sentence to a PLM. Since most PLMs tokenize a sentence into subword-level, we convert token-level attention maps to word-level attention maps by averaging each group of the attention weights of subword tokens that belong to the same word following Clark et al. (2019) and Kim et al. (2020).

For each attention head, we consider three options to derive  $e\_freq(word)$ : Words2Target, CLS2Target and SEP2Target. Each option is depicted in Figure 2.

### 3.1 Words2Target

Given a particular attention head (the  $j$ th attention head on the  $i$ th layer extracted from a PLM), the emphasis frequency of a word can be calculated as an average over other words' attention weights on the target word:

$$e\_freq(word_t)_{Words2Target} = \frac{\sum_{k=1}^{n+2} g_{(i,j)}[k][t]}{n+2} \quad (3)$$

This equation has a meaning of how much the  $t$ th word,  $word_t$ , is influential when constructing the hidden representations of other words. It also can be thought of as the average of values on the  $t$ th column of the attention map as shown in Figure 2 - (a).

### 3.2 CLS2Target and SEP2Target

Including BERT, many PLMs use special tokens ([CLS], [SEP]) to encode a sentence representation or the relation of two input sentences. The attention weight of a special token on  $word_t$  means how much the  $word_t$  contributes to sentence representation. Thus, when a PLM is given an input sequence ([CLS],  $w_1, w_2, \dots, w_n$ , [SEP]), we induce<sup>2</sup>  $e\_freq(word_t)$  from the attention weight of  $word_t$  on both special tokens, as expressed in Figure 2 - (b), (c):

$$e\_freq(word_t)_{CLS2Target} = g_{(i,j)}[idx_{[CLS]}][t], \quad (4)$$

$$e\_freq(word_t)_{SEP2Target} = g_{(i,j)}[idx_{[SEP]}][t]. \quad (5)$$

### 3.3 Best Configuration Selection

For a single PLM, there are  $l \times a \times 3$  possible configurations because  $e\_freq(word_t)$  can be computed in three ways of  $M \in [Words2Target, CLS2Target, SEP2Target]$  for all  $g_{(i,j)} \in G$ . For instance, in the case of the BERT-base, which consists of 12 layers and 12 attention heads per layer, there are  $12 \times 12 \times 3 = 432$  possible configurations. We compute  $Match_m$  and  $Ranking Score$  scores for every  $(g_{(i,j)}, M)$  pair and select the best configuration for the PLM based on the  $Ranking Score$ .

<sup>2</sup>These methods can't be applied to GPT-2 model because it doesn't use special tokens.

Model	L	A	Method	M1	M2	M3	M4	R dev	R test
<b>Baseline</b>									
Random	-	-	-	0.1734	0.3090	0.3749	0.4522	0.3273	0.3176
Word Counting	-	-	-	0.2857	0.4775	0.5625	0.6295	0.4888	0.5113
TF-IDF	-	-	-	0.3061	0.4615	0.6146	0.6758	0.5145	0.5184
<b>English Pre-trained LMs</b>									
BERT-base-cased	10	10	Word2Target	0.4388	0.6048	0.7045	0.7394	0.6219	-
BERT-base-uncased	10	8	Word2Target	0.4311	0.6247	0.7254	0.7652	<b>0.6366</b>	<b>0.6249</b>
BERT-large-cased	11	4	CLS2Target	0.4490	0.6286	0.6932	0.725	0.6240	-
BERT-large-uncased	15	4	Word2Target	0.4490	0.6233	0.7358	0.7598	<b>0.6420</b>	<b>0.6287</b>
DistilBERT-base-cased	5	10	Word2Target	0.4362	0.6233	0.7083	0.7530	<b>0.6302</b>	<b>0.6130</b>
DistilBERT-base-uncased	5	8	Word2Target	0.4541	0.6194	0.7263	0.7682	<b>0.6420</b>	<b>0.6288</b>
GPT-2	3	10	Word2Target	0.2245	0.4350	0.5691	0.625	0.4634	-
RoBERTa-base	3	5	CLS2Target	0.4413	0.5889	0.6884	0.7152	0.6084	-
RoBERTa-large	10	14	Word2Target	0.4158	0.5703	0.6619	0.7023	0.5876	-
XLNet-base	2	4	Word2Target	0.2985	0.4204	0.4848	0.5129	0.4292	-
XLNet-large	3	11	Word2Target	0.3010	0.4403	0.4953	0.5530	0.4474	-
XLNet-mlm	1	16	Word2Target	0.3776	0.5650	0.6496	0.7068	0.5747	-
<b>Multilingual Pre-trained LMs</b>									
BERT-base-multilingual	8	6	Word2Target	0.4490	0.6207	0.7083	0.7409	0.6297	-
DistilBERT-base-multilingual	4	6	Word2Target	0.4362	0.6260	0.7140	0.7614	<b>0.6344</b>	<b>0.6199</b>
XLNet-mlm-17	1	2	Word2Target	0.4260	0.5584	0.6203	0.6674	0.5680	-
XLNet-mlm-100	15	12	SEP2Target	0.3673	0.5782	0.6761	0.7303	0.5880	-
<b>Ensemble</b>	-	-	-	0.4847	0.6790	0.7803	0.8152	<b>0.6898</b>	<b>0.6656</b>
<b>Supervised Baseline</b>	-	-	-	0.5918	0.7520	0.8040	0.8220	0.7424	0.75

Table 2: Experimental results. L: layer number, A: attention head number, Method: Word2Target / CLS2Target / SEP2Target, M1-M4:  $Match_1$ - $Match_4$  scores on the validation set, R dev: Ranking score on the validation set, R test: Ranking score on the test set. Bold numbers correspond to the top 5 ranking scores of single models, and ensemble model. We report R test scores only for the top-5 models and the ensemble model.

### 3.4 Baseline

To evaluate the performance of our method more precisely, we propose a reasonable baseline using Term Frequency-Inverse Document Frequency (TF-IDF) as follows:

$$e\_freq(word_t, d_{dev})_{TF-IDF} = \frac{f_{word_t, d_{dev}}}{len(d_{dev})} \times \log \frac{|D_{train}|}{|d_{train} \in D_{train} : word_t \in d_{train}| + 1} \quad (6)$$

where  $D_{train}$  and  $D_{dev}$  are sets of sentences of the training set and validation set, and  $d_{train}$  and  $d_{dev}$  are sentences sampled respectively from these datasets.  $f_{word_t, d_{dev}}$  means the number of occurrences of  $word_t$  in the sentence  $d_{dev}$ .  $len(d_{dev})$  is the number of words in  $d_{dev}$ . The more  $word_t$  occurs in the sentence and less included in the whole training set, the larger TF-IDF for  $word_t$  in the sentence will be. This is why the TF-IDF is considered a statistical measure of word specialty in a particular document. Word counting method assigns  $\frac{1}{f_{word_t, D_{train}}}$  which leads to rare words having larger  $e\_freq$  values. In addition, the random baseline method randomly gives  $e\_freq$  value of the target word. In experiments, we show that the TF-IDF model performs better than the other two methods, making it a suitable option as a reasonable baseline.

## 4 Results

In Table 2, we report the results of our method to various PLMs on the validation set and test set. Note that without a few exceptions, our method combined with PLMs performs better than baselines, including the one with TF-IDF (0.5145 ranking score). Among PLMs, the BERT-large-uncased and DistilBERT-base-uncased models record the best performance.

Here we mention several takeaways from our results. First, particular PLMs (GPT-2, XLNet) report comparably lower ranking scores against the other PLMs and the TF-IDF baseline. Since GPT-2 adopts a Transformer decoder to its architecture, its attention distribution is leaned on the first word of a sentence (Vig, 2019). This results in a sub-optimal solution where each first word for all 390 sentences in the validation set becomes the top-1  $e\_freq$  high score word. On the other hand, XLNet model tends to focus more on punctuation marks such as period (.) and comma (,). Specifically, the XLNet-base model predicts that a period should be one of the top-4 high  $e\_freq$  words for 289 sentences in the validation set, even though the prediction is correct only for 48 cases.

Models	S1: “Beauty is not in the face ; beauty is a light in the heart . ”	S2: “The bird a nest , the spider a web , man friendship . ”
Gold	heart(1), Beauty(2), light(3), in(4), the(4)	friendship(1), bird(2), nest(2), man(2)
Ours	light(1), face(2), Beauty(3), beauty(4)	friendship(1), web(2), a(3), nest(4)
M1 / M2 / M3 / M4 / R	0.0 / 0.0 / 0.6667 / 0.5 / 0.2917	1.0 / 0.5 / 0.3333 / 0.5 / 0.5833

Table 3: Top-4 emphasis frequency words in two sentences from gold and our model. Gold: from gold  $e\_freq$  values, Ours: DistilBERT-base-uncased’s best configuration. Words are sorted based on  $e\_freq$  values and ranks are in parentheses. M1-M4, R: sentence-wise  $Match_1$ - $Match_4$  score and ranking score for the corresponding sentence.

Second, although the results from our method record relatively lower score than that of the supervised baseline model (DL-BiLSTM+ELMo model) proposed in Shirani et al. (2019), we find that it generates quite meaningful emphasis selections. In Table 3, the DistilBERT-base-uncased model selects *nest*, *a*, *web*, *friendship* to emphasize in S2, which results in “*The bird a nest , the spider a web , man friendship .*”. Instead, the gold generates “*The bird a nest , the spider a web , man friendship .*”, and it seems that our model’s result is also valuable.

Third, the DistilBERT models achieve high performance despite its small number of model parameters. We conjecture that the distillation techniques applied to build the DistilBERT model function as an ensemble of the attention heads from its parent model. Besides, uncased models show better performance than cased models. We hypothesize that preserving a word’s capital letters is meaningful when selecting proper words to be emphasized.

Lastly, ensembling several PLMs is certainly beneficial. We ensemble the top-5 models by averaging over their  $e\_freq$  values and achieve the 0.6898 ranking score, which is significantly higher than those of individual PLMs.

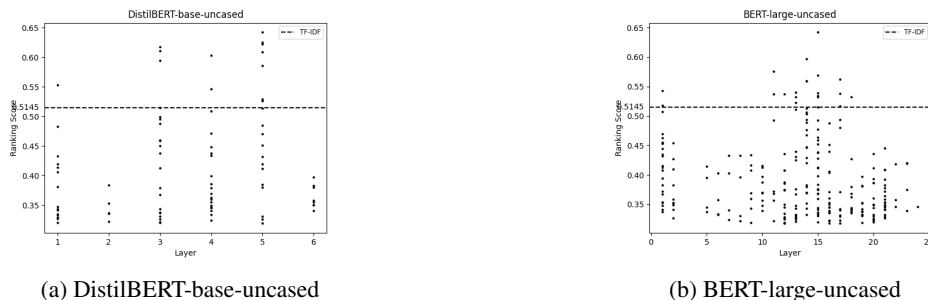


Figure 3: Layer-wise ranking score of DistilBERT-base-uncased and BERT-large-uncased models. Each dot represents a configuration which records the ranking score above that of the random baseline. Dotted lines correspond to the ranking score of TF-IDF baseline.

For further analysis, we investigate how many attention heads are capable of selecting proper words to emphasize. In the case of the top-2 models (DistilBERT-base-uncased and BERT-large-uncased), we probe the layer-wise ranking scores of individual attention heads. We find that there exist attention heads specialized for word emphasis (ones recording high ranking scores). For both cases, it seems that there is a gap between topmost attention heads and the others. For instance, the configuration with secondary ranking score reports 0.5975, which is 0.0445 lower than the score of top-1 in the BERT-large-uncased model.

## 5 Conclusion

We have proposed a zero-shot emphasis selection method, focusing on investigating whether pre-trained language models contain enough knowledge to select proper words to be emphasized. We have found that some PLMs report comparable performance, confirming that some specialized attention heads of PLMs have ability to detect meaningful words.

## Acknowledgements

We would like to thank Jihun Choi and the anonymous reviewers for their thoughtful and valuable comments. This work was supported by the National Research Foundation of Korea (NRF) grant funded by the Korea government (MSIT) (NRF2016M3C4A7952587).

## References

- Kevin Clark, Urvashi Khandelwal, Omer Levy, and Christopher D Manning. 2019. What does bert look at? an analysis of bert's attention. In *Proceedings of the 2019 ACL Workshop BlackboxNLP: Analyzing and Interpreting Neural Networks for NLP*, pages 276–286.
- Alexis Conneau and Guillaume Lample. 2019. Cross-lingual language model pretraining. In *Advances in Neural Information Processing Systems*, pages 7057–7067.
- Jacob Devlin, Ming-Wei Chang, Kenton Lee, and Kristina Toutanova. 2019. Bert: Pre-training of deep bidirectional transformers for language understanding. In *Proceedings of the 2019 Conference of the North American Chapter of the Association for Computational Linguistics: Human Language Technologies, Volume 1 (Long and Short Papers)*, pages 4171–4186.
- Yoav Goldberg. 2019. Assessing bert's syntactic abilities. *arXiv preprint arXiv:1901.05287*.
- Karen Sparck Jones. 1972. A statistical interpretation of term specificity and its application in retrieval. *Journal of documentation*.
- Taeuk Kim, Jihun Choi, Daniel Edmiston, and Sang goo Lee. 2020. Are pre-trained language models aware of phrases? simple but strong baselines for grammar induction. In *International Conference on Learning Representations*.
- Olga Kovaleva, Alexey Romanov, Anna Rogers, and Anna Rumshisky. 2019. Revealing the dark secrets of bert. In *Proceedings of the 2019 Conference on Empirical Methods in Natural Language Processing and the 9th International Joint Conference on Natural Language Processing (EMNLP-IJCNLP)*, pages 4356–4365.
- Yinhan Liu, Myle Ott, Naman Goyal, Jingfei Du, Mandar Joshi, Danqi Chen, Omer Levy, Mike Lewis, Luke Zettlemoyer, and Veselin Stoyanov. 2019. Roberta: A robustly optimized bert pretraining approach. *arXiv preprint arXiv:1907.11692*.
- Alec Radford, Karthik Narasimhan, Tim Salimans, and Ilya Sutskever. 2018. Improving language understanding by generative pre-training. URL [https://s3-us-west-2.amazonaws.com/openai-assets/researchcovers/languageunsupervised/language\\_understanding\\_paper.pdf](https://s3-us-west-2.amazonaws.com/openai-assets/researchcovers/languageunsupervised/language_understanding_paper.pdf).
- Anna Rogers, Olga Kovaleva, and Anna Rumshisky. 2020. A primer in bertology: What we know about how bert works. *arXiv preprint arXiv:2002.12327*.
- Victor Sanh, Lysandre Debut, Julien Chaumond, and Thomas Wolf. 2019. Distilbert, a distilled version of bert: smaller, faster, cheaper and lighter. *arXiv preprint arXiv:1910.01108*.
- Amirreza Shirani, Franck Dernoncourt, Paul Asente, Nedim Lipka, Seokhwan Kim, Jose Echevarria, and Tamar Solorio. 2019. Learning emphasis selection for written text in visual media from crowd-sourced label distributions. In *Proceedings of the 57th Annual Meeting of the Association for Computational Linguistics*, pages 1167–1172.
- Amirreza Shirani, Franck Dernoncourt, Nedim Lipka, Paul Asente, Jose Echevarria, and Tamar Solorio. 2020. Semeval-2020 task 10: Emphasis selection for written text in visual media. In *Proceedings of the 14th International Workshop on Semantic Evaluation*.
- Ashish Vaswani, Noam Shazeer, Niki Parmar, Jakob Uszkoreit, Llion Jones, Aidan N Gomez, Łukasz Kaiser, and Illia Polosukhin. 2017. Attention is all you need. In *Advances in neural information processing systems*, pages 5998–6008.
- Jesse Vig. 2019. Visualizing attention in transformer-based language representation models. *arXiv preprint arXiv:1904.02679*.
- Zhilin Yang, Zihang Dai, Yiming Yang, Jaime Carbonell, Russ R Salakhutdinov, and Quoc V Le. 2019. Xlnet: Generalized autoregressive pretraining for language understanding. In *Advances in neural information processing systems*, pages 5754–5764.