

# Clinical Recommender System: Predicting Medical Specialty Diagnostic Choices with Neural Network Ensembles

Morteza Noshad<sup>1</sup>, Ivana Jankovic<sup>2</sup>, Jonathan H. Chen<sup>1,3</sup>

<noshad>, <ijankovic>, <jonc101>@stanford.edu

<sup>1</sup>Stanford Center for Biomedical Informatics Research, Stanford University, Stanford, CA

<sup>2</sup>Division of Endocrinology, Stanford University School of Medicine, Stanford, CA

<sup>3</sup>Division of Hospital Medicine, Stanford University, Stanford, CA

## ABSTRACT

The growing demand for key healthcare resources such as clinical expertise and facilities has motivated the emergence of artificial intelligence (AI) based decision support systems. We address the problem of predicting clinical workups for specialty referrals. As an alternative for manually-created clinical checklists, we propose a data-driven model that recommends the necessary set of diagnostic procedures based on the patients' most recent clinical record extracted from the Electronic Health Record (EHR). This has the potential to enable health systems expand timely access to initial medical specialty diagnostic workups for patients. The proposed approach is based on an ensemble of feed-forward neural networks and achieves significantly higher accuracy compared to the conventional clinical checklists.

## CCS CONCEPTS

• **Computing methodologies** → **Machine learning algorithms**;

### ACM Reference Format:

Morteza Noshad<sup>1</sup>, Ivana Jankovic<sup>2</sup>, Jonathan H. Chen<sup>1,3</sup>. 2020. Clinical Recommender System: Predicting Medical Specialty Diagnostic Choices with Neural Network Ensembles. In *Proceedings of 2020 KDD Workshop on Applied Data Science for Healthcare (KDD 2020)*. ACM, New York, NY, USA, 4 pages. <https://doi.org/10.1145/nmnnnnn.nmnnnnn>

## 1 INTRODUCTION

The growing limitations in the scarcest healthcare resource - clinical expertise - is an issue that has long been at the front line of the healthcare industry. This shortage of clinician expertise is particularly acute in access to medical specialty care. In some locations, patients wait several months for outpatient specialty consultation visits, which contributes to the 20% higher mortality in the US [13]. However, potential solutions have been slow to come.

Our goal is to develop a radically different paradigm for specialty consultations by developing a tier of automated guides that proactively enable initial workup that would otherwise be delayed awaiting an in-person visit. We focus on recommending the clinical

orders for medications and diagnostic tests from outpatient consultations that any clinician could initiate with adequate support. This system can consolidate specialty consultation needs and open greater access to effective care for more patients. A key scientific barrier to realizing this vision is the lack of clinically acceptable tools powered by robust methods for collating clinical knowledge, with continuous improvement through clinical experience, crowdsourcing, and machine learning. Existing tools include electronic consults that allow clinicians to email specialists for advice, but their scale remains constrained by the availability of human clinical experts. Electronic order checklists (order sets) are in turn limited by the effort to maintain and adapt content to individual patient contexts [10].

Machine learning approaches are revolutionizing various healthcare areas such as medical imaging[3], diagnostic models [2, 11] and virtual health assistants[5] by introducing more accurate, low cost, fast and scalable solutions. Automated diagnostic workflow recommendation is another emerging application of machine learning which has so far mainly been focused on predicting the need for specific medical imaging [9]. However, only a few previous studies have explored the possibility of using machine learning approaches to design a scalable intelligent system that can recommend diagnostic procedures of any type to the patients, as an alternative to the conventional clinical checklists. Authors in [8] and [1] apply recommender systems based on probabilistic topic modeling and neural networks to predict inpatient clinical order patterns. Other than predicting workflows, recommender systems have also been used for diagnosis in several previous papers [4, 6].

In this work, we address the problem of predicting outpatient specialty workflows. Specifically, our objective is to predict which procedures would be ordered at the first specialty visit for a patient referred by a primary care physician (PCP), based on their medical records. This procedure could provide automated decision support and recommendations at primary care visits or specialist pre-visit screenings to allow diagnostic procedures to be completed while the patient is awaiting their in-person specialist visit. As opposed to manually-created medical checklists, which are mainly based on diagnosis (e.g., common laboratory and imaging tests a clinician can order to evaluate diabetes), the proposed data-driven algorithm utilizes the patient's previous lab results, diagnosis codes, and the most recent procedures as input and recommends follow-up lab orders and procedures. The proposed recommender model offers several key features such scalability, to answer unlimited queries on-demand; maintainability, through automated statistical learning; adaptability to respond to evolving clinical practices; and personalizability of individual suggestions with greater accuracy than

Permission to make digital or hard copies of all or part of this work for personal or classroom use is granted without fee provided that copies are not made or distributed for profit or commercial advantage and that copies bear this notice and the full citation on the first page. Copyrights for components of this work owned by others than ACM must be honored. Abstracting with credit is permitted. To copy otherwise, or republish, to post on servers or to redistribute to lists, requires prior specific permission and/or a fee. Request permissions from [permissions@acm.org](mailto:permissions@acm.org).

KDD 2020, Aug 24, 2020, San Diego, CA

© 2020 Association for Computing Machinery.

ACM ISBN 978-x-xxxx-xxxx-x/YY/MM... \$15.00

<https://doi.org/10.1145/nmnnnnn.nmnnnnn>

manually-authored checklists. We categorized the input EHR data into three groups: diagnostic data, including the diagnosis codes and lab results; procedures ordered by the referring PCP; and the specialist being referred to (recognized by their ID). This grouping of the data lets us use appropriate base models for each of the input data categories and process them separately. The first base model is a neural network based multi-label classifier with diagnostic data as input and specialty procedures as labels. The second model is a collaborative filtering AutoEncoder (AE) with the PCP and specialty procedures as input and output, respectively. The designed collaborative filtering AutoEncoder is similar to the deep learning based collaborative models proposed in [7, 14]. The predictions from the base models are then fed into an ensemble neural network to improve the predictions from each of the base learners. Despite traditional ensembles methods that use the ratings from base learners to improve predictions [12], the proposed approach leverages the specialist id number as side information to personalize the recommendations both for the patient and speciality provider. Here, we develop and measure the potential advantages of the proposed method compared to clinical checklists and several other baselines.

## 2 COHORT AND DATA DESCRIPTION

In this work, we address the prediction of future clinical diagnostic steps for the outpatients referred to Stanford Health Care Endocrinology Clinic between Jan 2008 and Dec 2018. To have adequate access to the patients' clinical records, we only consider those referred by a PCP within Stanford Health Care Alliance network, which totally includes 6511 patients. We aimed to predict the procedures (primarily lab and imaging tests) the endocrinologist would order at their first in-person visit. Because the procedures ordered could depend on the time window between the referral and the first specialist visit, we restricted the cohort to only those patients with a first specialist visit within 4 months after referral.

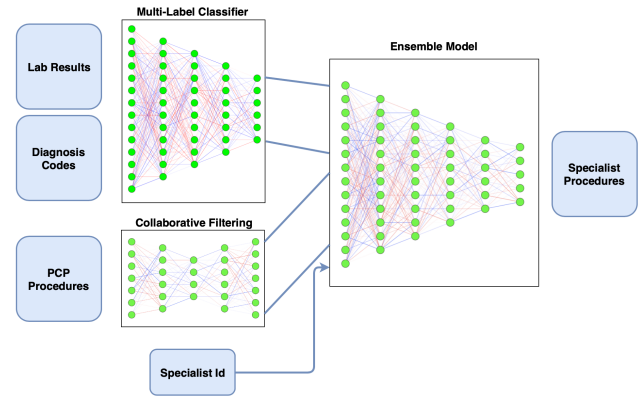
For each patient in our cohort we used electronic health record (EHR) data to extract all of the lab results within two months before the referral as well as the procedures ordered by the referring PCP. We further include the receiving specialist's identify (specialist ID) as side information to allow the model to personalize predictions per specialist as well.

## 3 PROPOSED METHOD

The proposed method is an ensemble model that takes the patient's clinical information and the specialist ID as input and predicts the future procedures. In order to feed the data into the model and train the base and ensemble models, we need to pre-process the data to the appropriate format.

### 3.1 Data Pre-Processing

The defined cohort includes 6511 patients and, within the defined cohort, there are 2993 unique labs, 2158 unique procedures, and 11810 unique diagnosis codes. Given that it would not be practical to train a model with several thousand data dimensions and output labels using only 6511 samples, we restricted each data category to only top most frequent types. Specifically, we only considered the top 100 most common labs and top 60 procedures. We also restricted the diagnosis codes to 10 top most-prevalent codes related



**Figure 1: The proposed model consists of two base models which are trained separately and an ensemble model that combines the prediction results from the base models using the trained neural network.**

to endocrinology: *Diabetes mellitus Type I or II, Hypercalcemia, Hyperlipidemia, Hypothyroidism, Hyperthyroidism, Osteopenia, Thyroid cancer, Thyroid nodule, and Obesity*. The raw lab results in the EHR data are mainly continuous data, which we converted into one-hot encoded format using the clinical laboratory defined "normal range" for each value. Thus, each lab value is embedded into a three dimensional binary vector, where the first dimension represents whether the lab value is available for the patient and the second and third dimensions indicate whether the lab value is low or high (in case of a normal result both are 0). Thus, if a patient has any missing clinical information, the one hot encoding approach appropriately considers it the the encoded data format. Finally, the samples are randomly shuffled and split into the train and test sets with 80% and 20% of the entire sample sizes, respectively.

### 3.2 Ensemble Model

The proposed model consists of two base models which are trained separately and an ensemble model that combines the prediction results from the base models using the trained neural network (Figure 1). The first base model is a neural network based multi-label classifier with diagnostic data as input and specialty procedures as labels. The neural network consists of 5 fully connected layers with the dimensions 310 – 200 – 100 – 80 – 60 and rectified linear unit (ReLU) activations. The network is trained using stochastic gradient descent (SGD) with the learning rate 0.001 and mean square error (MSE) loss function. The network is trained for 400 epochs with the batch size of 256. After each layer, a dropout regularization with  $p = 0.3$  is used to prevent overfitting. We refer to this network as diagnostic model (abbreviated as DM). The second base model is an AutoEncoder (AE) based collaborative filtering architecture with the PCP and specialty procedures as input and output. The AE consists of 5 fully connected layers with dimensions 60 – 60 – 40 – 60 – 60. The predictions from the base models are then fed into an ensemble neural network which includes the specialist ID as side information to get the final predicted specialty

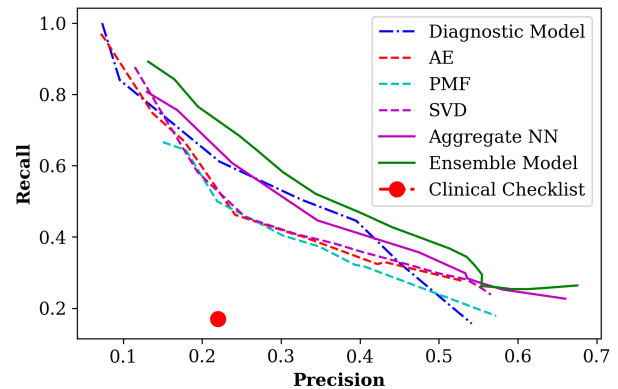
procedures. The ensemble neural network consists of 6 fully connected layers with the dimensions 130 – 200 – 150 – 100 – 80 – 60 and each output neuron represents the score for a procedure ID. For all of the neural network based methods we performed several hyperparameter optimizations. The scores are normalized within the range [0, 1] and could be interpreted as an uncalibrated probability that the corresponding procedure is ordered by the specialist. Based on the predicted scores for the procedures we can take two different recommendation approaches. The first method applies a fixed threshold and if the score of a given procedure is above the threshold, that procedure is recommended. Therefore, for different patients different numbers of procedures may be recommended. In the second approach the algorithm always recommends the top  $k$  procedures. Thus, in this approach only the order of the scores are important not their values. In all of our experiments we used the recommendation based on a fixed score threshold since it resulted a better performance (reported in the Results section).

## 4 EXPERIMENT DESIGN

The problem of predicting the specialty procedures using the lab results, diagnosis codes, and the PCP procedures is, in general, a multi-label classification problem and recommender system methods cannot be directly applied. However, we can split the clinical data into two major groups such that we can separately apply a multi-label classification model to the first group (lab results and diagnosis codes) and a collaborative filtering model to the second group (PCP procedures), which is of the same type as the output labels (Specialty procedures). We compared the results to two of the standard collaborative filtering method, i.e. singular value decomposition (SVD) and probabilistic matrix factorization (PMF). We also compared the performance of the proposed ensemble method to each of the base models, i.e., the diagnostic model (DM) and AutoEncoder (AE), as well as the collaborative filtering methods SVD and PMF, and also a conventional clinical checklist. The clinical checklist was mainly retrieved and reviewed by our clinical author Ivana Jankovic from clinical guideline documents (UpToDate.com) for each of the main referral diagnoses to collate a checklist of relevant diagnostic procedure orders that should be considered for each. We also compared the results to an aggregate multi-label classifier based on neural networks (abbreviated as ANN in the figures) with 6 fully connected layers which utilizes all the lab results, diagnosis codes, PCP procedures and specialist ID as a unified input and predicts the specialist-ordered procedures.

## 5 RESULTS

By varying the score threshold for each of the prediction methods to convert predicted scores into binary predictions for each procedure order, we can obtain different performance metrics including precision (positive predictive value, the fraction of predicted procedure orders the specialist actually ordered) and recall (sensitivity, the fraction of orders the specialist actually ordered that were predicted). Therefore, the methods are evaluated in terms of precision, recall, and area under the receiver operating curve (AUROC) metrics. Figure 2 represents the precision-recall graph of the proposed ensemble method compared to the base models (diagnostic model and AutoEncoder), collaborative filtering methods (SVD and PMF),



**Figure 2: Precision-Recall graph of the proposed ensemble method compared to the base models (diagnostic model and AutoEncoder), collaborative filtering methods (SVD and PMF), the aggregate neural network model (ANN), and clinical checklist.**

	Recall = 0.5	Recall = 0.4	Recall = 0.3
Diagnostic Model	0.33	0.42	0.46
AE	0.23	0.33	0.49
PMF	0.22	0.31	0.43
SVD	0.23	0.33	0.50
Aggregate Model	0.31	0.41	0.53
Ensemble Model	0.37	0.47	0.55

**Figure 3: Precision at fixed recall for the proposed ensemble method compared to the base models (diagnostic model and AE), collaborative filtering methods (SVD and PMF), the aggregate neural network model (ANN).**

the aggregate neural network model (ANN), and a clinical checklist. Precision at different fixed values of recall are represented in Figure 3. The ensemble method achieves a better precision-recall trade-off compared to the other models. The methods are also compared in terms of AUROC. The ensemble method achieves the highest AUROC of 0.80 compared to the other methods.

Figure 5 Example model inputs and outputs. Example patient’s data up to time of speciality referral, the actual subsequent specialist procedure orders vs. predicted procedure orders from a diagnosis-based clinical checklist or predicted from our proposed ensemble method with a score threshold 0.20. Finally we compare the performance of the ensemble method using two selection approaches based on the predicted scores (discussed in Section 3.2). As shown in 6, the selection method based on a fixed threshold ( $\eta$ ) performs better than the selection method based on the fixed  $k$ .

## 6 DISCUSSION

The generalizability of the proposed model to more diverse types of patients with different conditions depends on several key assumptions. As mentioned in 3.1, due to the model’s learning limitations

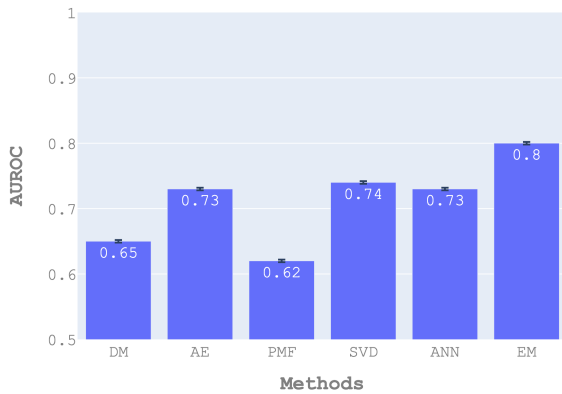


Figure 4: AUROC of the proposed ensemble method (EM) compared to the base models (diagnostic model and AE), collaborative filtering methods (SVD and PMF), the aggregate neural network model (ANN). Error bars show the 95% confidence interval computed using bootstrapped resampling.

PCP Orders	None
PCP Diagnosis	Hyperthyroidism
Previous Low Labs	Albumin Protein, Total Thyroid Stimulating Hormone 25-Hydroxy vitamin D
Previous High Labs	Phosphorus
True Specialist Orders	Thyroid Stimulating Hormone Thyroxine Thyroid Hormone 25-Hydroxy vitamin D Thyroid Peroxidase Antibody Triiodothyronine Thyroid Hormone, Thyroglobulin
Clinical Checklist	Thyroid Stimulating Hormone Thyroxine Thyroid Hormone Thyroid Stimulating Immunoglobulin Radioactive Iodine Uptake and Scan
Predicted Specialist Orders (with scores)	Thyroid Stimulating Hormone (0.54), Thyroxine Thyroid Hormone (0.42), Metabolic Panel (0.26) 25-Hydroxy vitamin D (0.22) Hemoglobin A1c (0.21)

Figure 5: A real-world example of a patient with the true specialist orders, the predicted procedures based on clinical checklist and the proposed ensemble method.

with respect to the number of patients, we had to only include a portion of the labs, diagnosis codes and procedures as features and labels in our data, which degrades the performance of the recommendation model. Further, the recommended items based on the prediction model is learned based on the specialists’ preferences, and they don’t necessarily mean to be correct or incorrect orders.

## 7 CONCLUSION

In this work we addressed the problem of predicting outpatient specialty diagnostic workups, specifically the procedure orders for

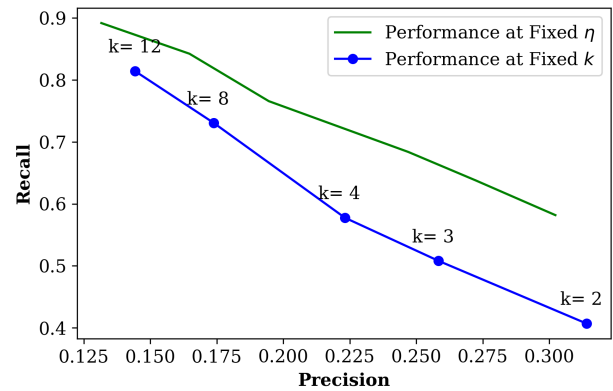


Figure 6: Performance comparison of two different recommendation approaches based on the predicted scores for the ensemble method.

diagnostic orders for adult Endocrinology referrals. We proposed a data-driven model that recommends follow-up procedure orders based on patients’ clinical information. Several evaluations illustrate that the proposed method can outperform conventional clinical checklist and baseline methods.

## REFERENCES

- [1] Jonathan H Chen, Mary K Goldstein, Steven M Asch, Lester Mackey, and Russ B Altman. 2017. Predicting inpatient clinical order patterns with probabilistic topic models vs conventional order sets. *Journal of the American Medical Informatics Association* 24, 3 (2017), 472–480.
- [2] Edward Choi, Mohammad Taha Bahadori, Andy Schuetz, Walter F Stewart, and Jimeng Sun. 2016. Doctor ai: Predicting clinical events via recurrent neural networks. In *Machine Learning for Healthcare Conference*. 301–318.
- [3] Maryellen L Giger. 2018. Machine learning in medical imaging. *Journal of the American College of Radiology* 15, 3 (2018), 512–520.
- [4] Fang Hao and Rachael Hageman Blair. 2016. A comparative study: classification vs. user-based collaborative filtering for clinical prediction. *BMC medical research methodology* 16, 1 (2016), 172.
- [5] Patrick Kenny, Thomas Parsons, Jonathan Gratch, and Albert Rizzo. 2008. Virtual humans for assisted health care. In *Proceedings of the 1st international conference on Pervasive Technologies Related to Assistive Environments*. 1–4.
- [6] Maytayan Komkhao and Wolfgang A Halang. 2013. Recommender systems in telemedicine. *IFAC Proceedings Volumes* 46, 28 (2013), 28–33.
- [7] Oleksii Kuchaiev and Boris Ginsburg. 2017. Training deep autoencoders for collaborative filtering. *arXiv preprint arXiv:1708.01715* (2017).
- [8] SK Lakshmanaprabu, Sachi Nandan Mohanty, Sujatha Krishnamoorthy, J Uthayakumar, K Shankar, et al. 2019. Online clinical decision support system using optimal deep neural networks. *Applied Soft Computing* 81 (2019), 105487.
- [9] Selin Merdan, Khurshid Ghani, and Brian Denton. 2018. Integrating Machine Learning and Optimization Methods for Imaging of Patients with Prostate Cancer. In *Machine Learning for Healthcare Conference*. 119–136.
- [10] B Middleton, DF Sittig, and A Wright. 2016. Clinical decision support: a 25 year retrospective and a 25 year vision. *Yearbook of medical informatics* 25, S 01 (2016), S103–S116.
- [11] Riccardo Miotto, Li Li, Brian A Kidd, and Joel T Dudley. 2016. Deep patient: an unsupervised representation to predict the future of patients from the electronic health records. *Scientific reports* 6, 1 (2016), 1–10.
- [12] Mohammad Moghimi, Serge J Belongie, Mohammad J Saberian, Jian Yang, Nuno Vasconcelos, and Li-Jia Li. 2016. Boosted Convolutional Neural Networks.. In *BMVC*, Vol. 5. 6.
- [13] Julia C Prentice and Steven D Pizer. 2007. Delayed access to health care and mortality. *Health services research* 42, 2 (2007), 644–662.
- [14] Shuai Zhang, Lina Yao, Aixin Sun, and Yi Tay. 2019. Deep learning based recommender system: A survey and new perspectives. *ACM Computing Surveys (CSUR)* 52, 1 (2019), 1–38.