

Deep Active Learning by Model Interpretability

Qiang Liu^{1,2}, Zhaocheng Liu¹, Xiaofang Zhu¹, Yeliang Xiu³

¹RealAI ²Tsinghua University ³Sun Yat-sen University
{qiang.liu,zhaocheng.liu,xiaofang.zhu}@realai.ai, 1448560127@qq.com

Abstract

Recent successes of Deep Neural Networks (DNNs) in a variety of research tasks, however, heavily rely on the large amounts of labeled samples. This may require considerable annotation cost in real-world applications. Fortunately, active learning is a promising methodology to train high-performing model with minimal annotation cost. In the deep learning context, the critical question of active learning is how to precisely identify the informativeness of samples for DNN. In this paper, inspired by piece-wise linear interpretability in DNN, we introduce the linearly separable regions of samples to the problem of active learning, and propose a novel Deep Active learning approach by Model Interpretability (DAMI). To keep the maximal representativeness of the entire unlabeled data, DAMI tries to select and label samples on different linearly separable regions introduced by the piece-wise linear interpretability in DNN. We focus on modeling Multi-Layer Perception (MLP) for modeling tabular data. Specifically, we use the local piece-wise interpretation in MLP as the representation of each sample, and directly run K-Center clustering to select and label samples. To be noted, this whole process of DAMI does not require any hyper-parameters to tune manually. To verify the effectiveness of our approach, extensive experiments have been conducted on several tabular datasets. The experimental results demonstrate that DAMI constantly outperforms several state-of-the-art compared approaches.

Introduction

Over the past decades, Deep Neural Networks (DNNs) have represented the state-of-the-art supervised learning models and shown unprecedented success in numerous research tasks. However, these successes heavily rely on large amount of labeled training samples. A promising approach to address this problem is active learning, which aims to find effective ways to identify and label the maximally informative samples from a pool of unlabeled data (Wang and Ye 2015; Ash et al. 2020).

Previous works on active learning mainly quantify samples from uncertainty and representative. Expected Gradient Length (EGL) (Huang et al. 2016; Zhang, Lease, and Wallace 2017) is a typical uncertainty-based method, which regards the norms of gradients of losses with respect to the model parameters as the uncertainty evaluation. Bayesian Active Learning by Disagreement (BALD) (Houlsby et al.

2011; Gal, Islam, and Ghahramani 2017; Siddhant and Lipton 2018) measures uncertainty according to the probabilistic distribution of model outputs via Bayesian inference (Zhu et al. 2017), where an approximation by dropout are usually incorporated (Gal and Ghahramani 2016). Among representative-based approaches, in the deep learning context, some works define the active learning task as a CORE-SET problem (Sener and Savarese 2018), which uses the representations of the last layer in DNN as representations of samples. Besides, there are several approaches trade off between uncertainty and representative (Wang and Ye 2015; Ash et al. 2020). For the active learning task in deep learning, Batch Active learning by Diverse Gradient Embeddings (BADGE) (Ash et al. 2020) utilizes gradients of losses with respect to the representations of the last layer in DNN as representations of samples, on which clustering is conducted for capturing both uncertainty and representative.

Recently, the interpretability of DNN has been widely studied, among which most works focus on local piece-wise interpretability (Ribeiro, Singh, and Guestrin 2016; Chu et al. 2018). Specifically, the local piece-wise interpretations of DNN can be calculated via gradient backpropagation (Li et al. 2016; Selvaraju et al. 2017) or feature perturbation (Fong and Vedaldi 2017; Guan et al. 2019). Some previous works (Montufar et al. 2014; Harvey, Liaw, and Mehrabian 2017; Chu et al. 2018) deeply investigate the local interpretability of DNN, and show that DNN with piece-wise linear activations, e.g., Maxout (Goodfellow et al. 2013) and the family of ReLU (Nair and Hinton 2010; Glorot, Bordes, and Bengio 2011), can be regraded as a set of numerous local linear classifiers. That is to say, with DNN, samples are divided into numerous linearly separable regions, and all samples in the same linearly separable region are classified by the same local linear classifier (Chu et al. 2018). As we know, we usually need the same numbers of samples for fitting different linear classifiers in different linearly separable regions. Thus, to select samples for optimally training DNN, different linearly separable regions should be considered in a balance way. From this perspective, with the help of local interpretability of DNN, we can identify different linearly separable regions of samples, and potentially promote the effectiveness of deep active learning.

Accordingly, in this paper, we introduce the linearly separable regions of samples to the problem of active learning

for DNN, and propose a novel Deep Active learning approach by Model Interpretability (DAMI). Specifically, we calculate the local interpretations in DNN via the gradient backpropagation from the final predictions to the input features (Li et al. 2016; Selvaraju et al. 2017). In this paper, we focus on Multi-Layer Perception (MLP) for classification on tabular data. Specifically, we use local interpretations in MLP as the representations of samples, and directly run K-Center (Sener and Savarese 2018) clustering to select and label samples. We have conducted extensive experiments on four tabular datasets. The experimental results show that DAMI can constantly outperform state-of-the-art active learning approaches.

Related Works

In this section, we briefly review some related works on active learning, as well as interpretability of DNN.

Active Learning

Based on a certain sampling strategy, active learning approaches actively samples a small batch of informative instances from the unlabeled data for labeling. Roughly speaking, there exist two major types of strategies: representative-based sampling and uncertainty-based sampling.

Representative-based sampling aims to select unlabeled samples that are representative according to the data distribution. In the deep learning context, this is usually done based on CORESET construction (Sener and Savarese 2018), in which the representations of the last layer in DNN are used as representations of samples. Adversarial learning can also be considered to select most indistinguishable samples (Ducoffe and Precioso 2018).

Uncertainty-based sampling aims to select samples that can maximally reduce the uncertainty of the classifier. Such approaches are widely applied in the deep learning context. EGL (Huang et al. 2016) measures uncertainty based on the norms of gradients of losses with respect to the model parameters. For the task of sentence classification, EGL-word (Zhang, Lease, and Wallace 2017) seeks to find the word with largest norm of gradients in a sentence, and uses the corresponding norm as the uncertainty measurement. BALD (Houlsby et al. 2011) measures uncertainty according to the probabilistic distribution of model outputs via Bayesian inference (Zhu et al. 2017). Inspired by the finding that Bayesian inference can be approximated by dropout in deep models (Gal and Ghahramani 2016), the dropout approximation is usually applied in deep active learning to perform BALD (Gal, Islam, and Ghahramani 2017). And the BALD approach is successfully applied in the task of sentence classification (Siddhant and Lipton 2018). Meanwhile, the uncertainty-based approaches have been empirically studied and evaluated for deep active learning on textual data (Prabhu, Dognin, and Singh 2019).

Furthermore, some works consider uncertainty and representative at the same time, and make trade-off between them (Huang, Jin, and Zhou 2010; Wang and Ye 2015; Hsu and Lin 2015). For example, such trade-off is considered for text classification (Yan et al. 2020). In the context of deep learn-

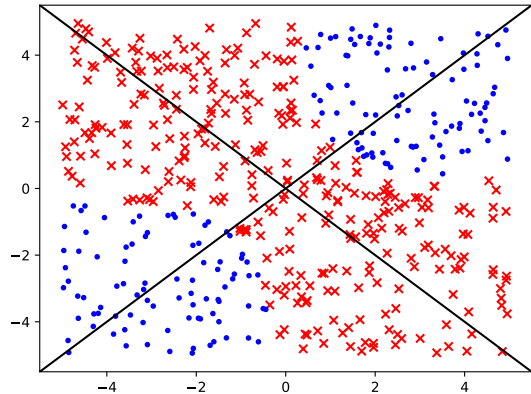


Figure 1: Distribution of example data in the Sigmoid dataset, which is formulated in Eq. (3). There are mainly four linearly separable regions, which are shown in the triangles.

ing, BADGE (Ash et al. 2020) is proposed to take use of gradients of losses with respect to the representations of the last layer in DNN as representations of samples, in which both uncertainty and representative can be preserved to some extent. BADGE can be viewed as a combination of CORESET and EGL.

Interpretability of DNN

Recently, the interpretability of DNN has drawn great attention in academia, and research works mostly focus on local piece-wise interpretability, which means assigning a piece of local interpretation for each sample (Guidotti et al. 2018). Some unified approaches are proposed to fit a linear classifier in each local space of input samples (Ribeiro, Singh, and Guestrin 2016; Lundberg and Lee 2017). Some works investigate the gradients from the final predictions to the input features in deep models, which can be applied in the visualization of deep vision models (Zhou et al. 2016; Selvaraju et al. 2017; Smilkov et al. 2017; Melis and Jaakkola 2018), as well as the interpretation of language models (Li et al. 2016; Yuan et al. 2019). Perturbation on input features is also utilized to find local interpretations of both vision models (Fong and Vedaldi 2017) and language models (Guan et al. 2019). Meanwhile, via adversarial diagnosis of neural networks, adversarial examples can also be introduced for local interpretation of DNN (Koh and Liang 2017; Dong et al. 2018). In some views, attention in deep models can also be regarded as local interpretations (Wang et al. 2019; Sun and Lu 2020).

As discussed in some previous works (Ribeiro, Singh, and Guestrin 2016; Lundberg and Lee 2017), the nonlinear DNN model can be regarded as a combination of numbers of linear classifiers. And the upper bound of the number of linear classifiers in DNN with piece-wise linear activation functions, e.g., Maxout (Goodfellow et al. 2013) and the family of ReLU (Nair and Hinton 2010; Glorot, Bordes, and Bengio 2011), has been given (Montufar et al. 2014). Moreover, piece-wise linear DNN has been exactly and consistently in-

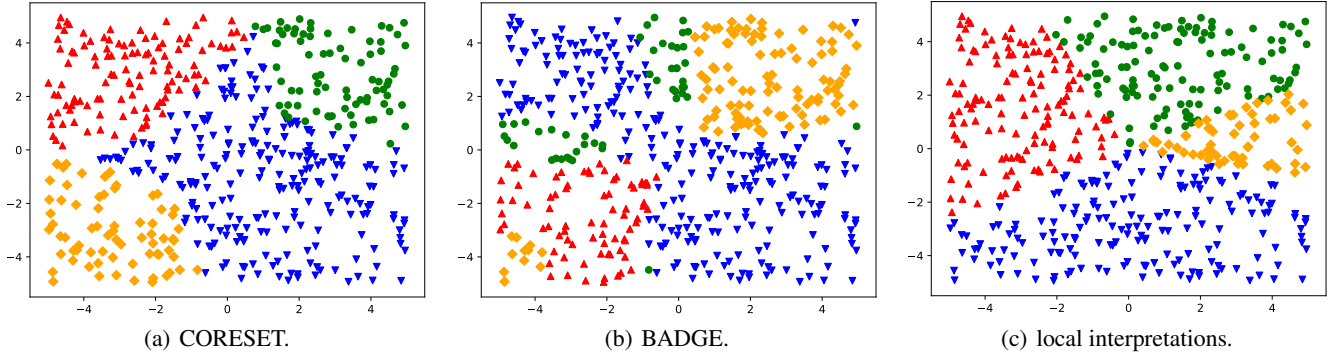


Figure 2: K-means clustering on samples in the Sigmoid dataset, which is formulated in Eq. (3) and illustrated in Fig. 1. The representations of samples are from CORESET (Sener and Savarese 2018) and BADGE (Ash et al. 2020), as well as the local interpretations in DNN via the calculation in Eq. (1). Clearly, only the local interpretations can find the four linearly separable regions in the Sigmoid dataset.

terpreted as a set of linear classifiers (Chu et al. 2018). In a word, with the local piece-wise interpretations of DNN, we can define the linearly separable regions of input samples.

The DAMI Approach

In this section, we introduce the proposed DAMI approach for the MLP model for the classification task on tabular data.

Notations

In this work, we consider the pool-based AL case (Tong and Koller 2001; Settles and Craven 2008; Zhang, Lease, and Wallace 2017), in which we have a small set of labeled samples \mathcal{L} , and a large set of unlabeled samples \mathcal{U} .

For sample $s_i \in \mathcal{L}$, we have $s_i = (x_i, y_i)$, where x_i and $y_i \in \{0, 1\}$ are the corresponding features and label. For sample $s_i \in \mathcal{U}$, we have $s_i = (x_i)$, where the label is unknown. For sample s_i in tabular data, x_i is a fixed-size feature vector, and denoted as $x_i = (x_{i,1}, x_{i,2}, \dots, x_{i,M})$, where M is the width of the tabular data. With the labeled samples \mathcal{L} , we can train a deep learning-based classifier $f(x|\theta): \mathcal{X} \rightarrow \mathcal{Y}$, which maps the features to the labels. Then, we can develop a AL strategy to select most informative samples from \mathcal{U} , and further optimize the classifier.

Learning from the Interpretations of DNN

Recently, extensive works have been conducted to study local piece-wise interpretability of DNN. The calculation of local interpretations can be done via the gradient backpropagation from the predictions to the input features (Selvaraju et al. 2017; Li et al. 2016; Smilkov et al. 2017; Yuan et al. 2019). We need to first train a deep model, and obtain the predicted label \hat{y}_i for sample $s_i \in \mathcal{U}$ or $s_i \in \mathcal{L}$. Then, we can calculate local interpretations of sample s_i as

$$I_i = \frac{\partial \hat{y}_i}{\partial x_i}. \quad (1)$$

As in (Li et al. 2016), we can have the following form of local interpretation

$$\hat{y}_i \approx I_i x_i^\top + b. \quad (2)$$

As mentioned in some works (Montufar et al. 2014; Ribeiro, Singh, and Guestrin 2016; Chu et al. 2018), a DNN model with piece-wise linear activation functions (Goodfellow et al. 2013; Nair and Hinton 2010; Glorot, Bordes, and Bengio 2011) can be regarded as a combination of numbers of linear classifiers, where local interpretations I_i are the weights of the linear classifiers. That is to say, with the local piece-wise interpretations in DNN, samples can be divided into numerous linearly separable regions, and samples in the same linearly separable region are classified by the same local linear classifier (Chu et al. 2018). Thus, local interpretations of samples as calculated in Eq. (1) can be partitioned into several clusters, and each of them corresponds to the linear classifiers in a specific linearly separable region. We usually need the same numbers of samples for fitting different linear classifiers in different linearly separable regions. Accordingly, to select samples for optimally training DNN in deep active learning, different linearly separable regions should be considered in a balance way.

To demonstrate the local interpretations of DNN can help to promote deep active learning, we draw some example data from the following probability distribution

$$p(y_i = 1 | x_i) = \sigma(x_{i,1} * x_{i,2}), \quad (3)$$

where $x_{i,1}$ and $x_{i,2}$ are uniformly sampled from $[-5.0, 5.0]$, and $\sigma(\cdot)$ is the sigmoid function. For simplicity, these toy samples are named the Sigmoid dataset, whose data distribution is shown in Fig. 1. This data is clearly nonlinear, and there are roughly four linearly separable regions, which are illustrated in the four triangles. With the help of the interpretations of DNN, we are able to find different linearly separable regions of the unlabeled samples, and propose a better deep active learning approach. To illustrate this, for samples in the Sigmoid dataset, we run K-means clustering on the representations generated by CORESET (Sener and Savarese 2018) and BADGE (Ash et al. 2020), as well as the local interpretations in a MLP model trained on the Sigmoid dataset. We set the number of clusters in K-means as 4, and results are shown in Fig. 2. We can observe that, CORESET focuses on the original feature distribution and different

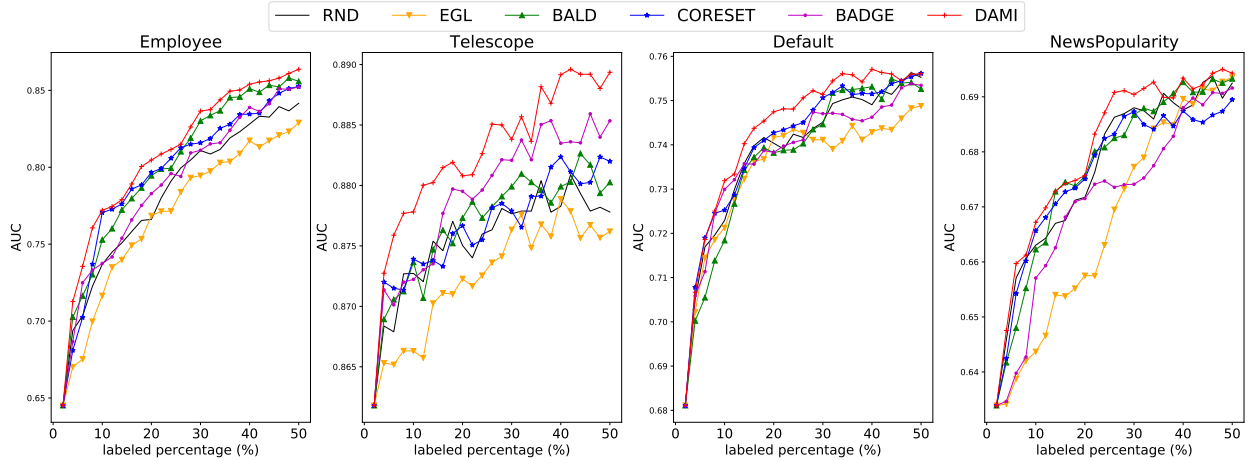


Figure 3: Performance comparison with different ratios of labeled samples on tabular datasets.

Algorithm 1 DAMI on Tabular Data.

Require: Labeled samples \mathcal{L} , unlabeled samples \mathcal{U} , number of iterations M , budget k in each iteration of sample selection.

- 1: Train an initial MLP model $f(x|\theta_0)$ on \mathcal{L} ;
 - 2: **for** $m = 1, 2, \dots, M$ **do**
 - 3: **for** $s_i \in \mathcal{U}$ **do**
 - 4: Make prediction $\hat{y}_i = f(x_i|\theta_{m-1})$;
 - 5: Compute the local interpretation I_i as in Eq. (1);
 - 6: **end for**
 - 7: Run K-Center on $\{I_i | s_i \in \mathcal{L}\}$ and $\{I_i | s_i \in \mathcal{U}\}$ to find k samples in \mathcal{U} for labeling as \mathcal{L}_m ;
 - 8: Label samples $s_i \in \mathcal{L}_m$;
 - 9: $\mathcal{L} \leftarrow \mathcal{L} \cup \mathcal{L}_m$;
 - 10: $\mathcal{U} \leftarrow \mathcal{U} \setminus \mathcal{L}_m$;
 - 11: Train a new MLP model $f(x|\theta_m)$ on \mathcal{L} ;
 - 12: **end for**
 - 13: **return** The final model $f(x|\theta_M)$.
-

classes, while BADGE pays more attention to the decision boundaries. And clearly, we can only use local interpretations to find the four linearly separable regions.

DAMI on Tabular Data

Inspired by the local interpretability of DNN, we can introduce piece-wise linearly separable regions to the problem of deep active learning. Specifically, in this subsection, we detail the DAMI approach on tabular data.

In tabular data, there are fixed number of input features, and MLP is usually applied for modeling. Thus, we first train a MLP model on tabular data. Then, to find most informative unlabeled samples, according to the calculation in Eq. (1), we can directly utilize the local interpretations as the representations of samples. K-Center has been successfully used for finding informative samples based on their representations (Sener and Savarese 2018). Accordingly, we also adopt K-Center in our approach. Specially, with budget k in each iteration of sample selection, we run K-Center clustering on $\{I_i | s_i \in \mathcal{L}\}$ and $\{I_i | s_i \in \mathcal{U}\}$ to find k samples in \mathcal{U} for labeling. Detailed process can be found in Alg. 1.

Table 1: Details about tabular datasets.

| dataset | #samples | #positive | #negative | #features |
|----------------|----------|-----------|-----------|-----------|
| Employee | 32769 | 30872 | 1897 | 9 |
| Telescope | 19020 | 6688 | 12332 | 11 |
| Default | 30000 | 6636 | 23364 | 24 |
| NewsPopularity | 39644 | 2215 | 37429 | 61 |

Experiments

In this section, we empirically evaluate our proposed DAMI approach on tabular data.

Experiments on Tabular Datasets

To evaluate the performances of DAMI on tabular data, we conduct comparison among following approaches:

- **RND** is a simple baseline which randomly selects samples in each iteration.
- **EGL** (Huang et al. 2016) is a typical uncertainty-based approach, which utilizes norms of gradients.
- **BALD** (Houlsby et al. 2011) is a another uncertainty-based approach based on Bayesian inference. We apply dropout approximation (Gal and Ghahramani 2016; Gal, Islam, and Ghahramani 2017) in our experiments.
- **CORESET** (Sener and Savarese 2018) uses the representations of the last layer in DNN as the representations.
- **BADGE** (Ash et al. 2020) can be viewed as a combination of EGL and CORESET.
- **DAMI** is proposed in this paper, which conduct deep active learning based the local interpretability in DNN.

We run 3 layers of MLP with ReLU activation on samples in each dataset, where the hidden units are set as (16, 8) and the dropout rate is set as 0.8. We involve four tabular datasets: **Employee**, **Telescope**, **Default** and **NewsPopularity**. Details about these datasets can be found in Tab. 1. Considering these datasets are class-imbalanced, we use AUC (Area Under Curve) as the evaluation metric. We randomly select

60%, 20% and 20% samples in each dataset for training, validation and testing respectively. We use 2% samples in the training set as initial labeled samples. Then, we label 2% samples in the training set during each iteration of sample selection, until 50% samples in the training set are covered. We run each approach 10 times, and report the median of experimental results.

Fig. 3 shows the performance comparison among RND, EGL, BALD, CORESET, BADGE and DAMI with different ratios of labeled samples. In most cases, active learning approaches can outperform the random selection, which demonstrates the necessity of deep active learning. We can observe that, EGL performs poor, and is even outperformed by RND. This may indicate that, the uncertainty evaluation based the norms of gradients is not stable. On the Employee, Telescope and Default datasets, BALD, CORESET and BADGE have close performances, and each of them achieves the best performance among the five baseline methods on different datasets. Meanwhile, BADGE performs poor on the NewsPopularity dataset. Moreover, it is clear that, DAMI has best performances on the four tabular datasets, and can constantly outperform other baseline approaches. Specifically, in the middle parts of the curves, i.e., labeled percentage in the range of [15%, 35%], DAMI usually has great advantages.

Conclusion

In this paper, inspired by the local piece-wise interpretability of DNN, we introduce the linearly separable regions of samples to the problem of active learning. Accordingly, we propose a novel DAMI approach, which selects and labels samples on different linearly separable regions for optimally training DNN. We mainly focus the scenarios of MLP for classification on tabular data. Specifically, we use the local piece-wise interpretation in DNN as the representation of each sample, and directly run K-Center clustering to select and label samples. Extensive experiments on four tabular demonstrate the effectiveness of our proposed DAMI approach.

References

Ash, J. T.; Zhang, C.; Krishnamurthy, A.; Langford, J.; and Agarwal, A. 2020. Deep Batch Active Learning by Diverse, Uncertain Gradient Lower Bounds. In *International Conference on Learning Representations*.

Chu, L.; Hu, X.; Hu, J.; Wang, L.; and Pei, J. 2018. Exact and consistent interpretation for piecewise linear neural networks: A closed form solution. In *Proceedings of the 24th ACM SIGKDD International Conference on Knowledge Discovery & Data Mining*, 1244–1253.

Dong, Y.; Su, H.; Zhu, J.; and Bao, F. 2018. Towards interpretable deep neural networks by leveraging adversarial examples. In *Proceedings of the IEEE International Conference on Computer Vision*.

Ducoffe, M.; and Precioso, F. 2018. Adversarial active learning for deep networks: a margin based approach. *arXiv preprint arXiv:1802.09841*.

Fong, R. C.; and Vedaldi, A. 2017. Interpretable explanations of black boxes by meaningful perturbation. In *Proceedings of the IEEE International Conference on Computer Vision*, 3429–3437.

Gal, Y.; and Ghahramani, Z. 2016. Dropout as a bayesian approximation: Representing model uncertainty in deep learning. In *international conference on machine learning*, 1050–1059.

Gal, Y.; Islam, R.; and Ghahramani, Z. 2017. Deep Bayesian Active Learning with Image Data. In *International Conference on Machine Learning*, 1183–1192.

Glorot, X.; Bordes, A.; and Bengio, Y. 2011. Deep sparse rectifier neural networks. In *Proceedings of the fourteenth international conference on artificial intelligence and statistics*, 315–323.

Goodfellow, I.; Warde-Farley, D.; Mirza, M.; Courville, A.; and Bengio, Y. 2013. Maxout networks. In *International conference on machine learning*, 1319–1327.

Guan, C.; Wang, X.; Zhang, Q.; Chen, R.; He, D.; and Xie, X. 2019. Towards a deep and unified understanding of deep neural models in nlp. In *International Conference on Machine Learning*, 2454–2463.

Guidotti, R.; Monreale, A.; Ruggieri, S.; Turini, F.; Giannotti, F.; and Pedreschi, D. 2018. A survey of methods for explaining black box models. *ACM computing surveys (CSUR)* 51(5).

Harvey, N.; Liaw, C.; and Mehrabian, A. 2017. Nearly-tight VC-dimension bounds for piecewise linear neural networks. In *Conference on Learning Theory*, 1064–1068.

Houlsby, N.; Huszár, F.; Ghahramani, Z.; and Lengyel, M. 2011. Bayesian active learning for classification and preference learning. *arXiv preprint arXiv:1112.5745*.

Hsu, W.-N.; and Lin, H.-T. 2015. Active learning by learning. In *Twenty-Ninth AAAI conference on artificial intelligence*.

Huang, J.; Child, R.; Rao, V.; Liu, H.; Satheesh, S.; and Coates, A. 2016. Active learning for speech recognition: the power of gradients. *arXiv preprint arXiv:1612.03226*.

Huang, S.-J.; Jin, R.; and Zhou, Z.-H. 2010. Active learning by querying informative and representative examples. In *Advances in neural information processing systems*, 892–900.

Koh, P. W.; and Liang, P. 2017. Understanding Black-box Predictions via Influence Functions. In *International Conference on Machine Learning*, 1885–1894.

Li, J.; Chen, X.; Hovy, E.; and Jurafsky, D. 2016. Visualizing and Understanding Neural Models in NLP. In *Proceedings of NAACL-HLT*, 681–691.

Lundberg, S. M.; and Lee, S.-I. 2017. A unified approach to interpreting model predictions. In *Advances in neural information processing systems*, 4765–4774.

Melis, D. A.; and Jaakkola, T. 2018. Towards robust interpretability with self-explaining neural networks. In *Advances in Neural Information Processing Systems*, 7775–7784.

- Montufar, G. F.; Pascanu, R.; Cho, K.; and Bengio, Y. 2014. On the number of linear regions of deep neural networks. In *Advances in neural information processing systems*, 2924–2932.
- Nair, V.; and Hinton, G. E. 2010. Rectified linear units improve restricted boltzmann machines. In *ICML*.
- Prabhu, A.; Dognin, C.; and Singh, M. 2019. Sampling Bias in Deep Active Classification: An Empirical Study. In *Proceedings of the 2019 Conference on Empirical Methods in Natural Language Processing and the 9th International Joint Conference on Natural Language Processing (EMNLP-IJCNLP)*, 4049–4059.
- Ribeiro, M. T.; Singh, S.; and Guestrin, C. 2016. “Why should i trust you?” Explaining the predictions of any classifier. In *Proceedings of the 22nd ACM SIGKDD international conference on knowledge discovery and data mining*, 1135–1144.
- Selvaraju, R. R.; Cogswell, M.; Das, A.; Vedantam, R.; Parikh, D.; and Batra, D. 2017. Grad-cam: Visual explanations from deep networks via gradient-based localization. In *Proceedings of the IEEE international conference on computer vision*, 618–626.
- Sener, O.; and Savarese, S. 2018. Active Learning for Convolutional Neural Networks: A Core-Set Approach. In *International Conference on Learning Representations*.
- Settles, B.; and Craven, M. 2008. An analysis of active learning strategies for sequence labeling tasks. In *Proceedings of the 2008 Conference on Empirical Methods in Natural Language Processing*, 1070–1079.
- Siddhant, A.; and Lipton, Z. C. 2018. Deep Bayesian Active Learning for Natural Language Processing: Results of a Large-Scale Empirical Study. In *Proceedings of the 2018 Conference on Empirical Methods in Natural Language Processing*, 2904–2909.
- Smilkov, D.; Thorat, N.; Kim, B.; Vigas, F.; and Wattenberg, M. 2017. Smoothgrad: removing noise by adding noise. In *International Conference on Machine Learning*.
- Sun, X.; and Lu, W. 2020. Understanding attention for text classification. In *Proceedings of the 58th Annual Meeting of the Association for Computational Linguistics*, 3418–3428.
- Tong, S.; and Koller, D. 2001. Support vector machine active learning with applications to text classification. *Journal of machine learning research* 2(Nov): 45–66.
- Wang, J.; Liu, Q.; Liu, Z.; and Wu, S. 2019. Towards Accurate and Interpretable Sequential Prediction: A CNN & Attention-Based Feature Extractor. In *Proceedings of the 28th ACM International Conference on Information and Knowledge Management*, 1703–1712.
- Wang, Z.; and Ye, J. 2015. Querying discriminative and representative samples for batch mode active learning. *ACM Transactions on Knowledge Discovery from Data (TKDD)* 9(3): 1–23.
- Yan, Y.-F.; Huang, S.-J.; Chen, S.; Liao, M.; and Xu, J. 2020. Active Learning with Query Generation for Cost-Effective Text Classification. In *Thirty-Fourth AAAI conference on artificial intelligence*.
- Yuan, H.; Chen, Y.; Hu, X.; and Ji, S. 2019. Interpreting deep models for text analysis via optimization and regularization methods. In *Proceedings of the AAAI Conference on Artificial Intelligence*, volume 33, 5717–5724.
- Zhang, Y.; Lease, M.; and Wallace, B. C. 2017. Active discriminative text representation learning. In *Thirty-First AAAI Conference on Artificial Intelligence*.
- Zhou, B.; Khosla, A.; Lapedriza, A.; Oliva, A.; and Torralba, A. 2016. Learning deep features for discriminative localization. In *Proceedings of the IEEE conference on computer vision and pattern recognition*, 2921–2929.
- Zhu, J.; Chen, J.; Hu, W.; and Zhang, B. 2017. Big learning with Bayesian methods. *National Science Review* 4(4): 627–651.