

FPT-space Graph Kernelizations

Frank Kammer 

THM, University of Applied Sciences Mittelhessen, Giessen, Germany
frank.kammer@mni.thm.de

Andrej Sajenko 

THM, University of Applied Sciences Mittelhessen, Giessen, Germany
andrej.sajenko@mni.thm.de

Abstract

Let n be the size of a parametrized problem and k the parameter. We present polynomial-time kernelizations for CLUSTER EDITING/DELETION, PATH CONTRACTIONS and FEEDBACK VERTEX SET that run with $O(\text{poly}(k) \log n)$ bits and compute a kernel of size polynomial in k . By first executing the new kernelizations and subsequently the best known polynomial-time kernelizations for the problem under consideration, we obtain the best known kernels in polynomial time with $O(\text{poly}(k) \log n)$ bits.

Our kernelization for FEEDBACK VERTEX SET computes in a first step an approximated solution, which can be used to build a simple algorithm for undirected s - t -connectivity (USTCON) that runs in polynomial time and with $O(\text{poly}(k) \log n)$ bits.

2012 ACM Subject Classification Mathematics of computing → Graph algorithms

Keywords and phrases undirected s - t -reachability, USTCON, cluster editing, cluster deletion, path contraction, feedback vertex set, space-efficient algorithm

Funding Andrej Sajenko: Funded by the DFG – 379157101.

1 Introduction

A fixed-parameter tractable problem is a problem whose instances of size n are given with an extra parameter k and can be solved in FPT time, i.e., in time $f(k) \cdot n^{O(1)}$ where f is some computable function independent of n . One major field in parameterized complexity is the kernelization, i.e., an algorithm that applies several rules that simplify an instance of size n to an instance, the size of which depends only on k .

Traditionally researchers in the field of fixed-parameter tractability only focus on time. However, it is natural to ask the question: without increasing the running time too much, can the space of such algorithms be also bound by FPT space, i.e., a space bound by $O(f(k))$ computer or $O(f(k) \log n)$ bits where f is some computable function?

We call the memory where the input of an algorithm is stored *input* memory and the memory that an algorithm uses to compute its result *working* memory. Our model of computation is the *read-only word-RAM* where we assume a word-size of $w = \Omega(\log N)$ bits (with N being the size of the input) and that arithmetic operations ($+$, $-$, \cdot , $/$, modulo) and bit-shift operations on bit sequences of w bits take constant time. We have constant-time random access to the input memory. Another model is the *streaming model* where the input is presented as a linear stream of unordered elements and no other access to the input memory is permitted. It is easy to see that the streaming model is more restricted than the read-only word-RAM, allowing us to take over all upper bound results showed in the streaming model while possibly allowing us to break the lower bounds. Fafianie and Kratsch [7] presented upper and lower bounds for the question above in the streaming model. For an overview of our results, see Table 1.

Algorithms that treat space as a valuable resource are called space-efficient algorithms. There are several space-efficient algorithms published [1, 4, 5, 9, 14, 15, 17]. We can roughly

■ **Table 1** The results shown by Fafianie and Kratsch are marked with †.

problem	$O(1)$ -pass streaming	word RAM
VERTEX COVER	$O(\text{poly}(k) \log n)^\dagger$	$O(\text{poly}(k) \log n)^\dagger$
CLUSTER EDITING	$\Omega(n)^\dagger$	$O(\text{poly}(k) \log n)$
PATH CONTRACTION	?	$O(\text{poly}(k) \log n)$
FEEDBACK VERTEX SET	$\Omega(n)^\dagger$	$O(\text{poly}(k) \log n)$

say that space-efficient algorithms are usually slower in practice than their non space-efficient versions, because they need asymptotically more running time or their hidden constant in their running time is too large. However, if the difference in space between a space-efficient and non space-efficient algorithm is large enough, then less cache-faults occur or less memory has to be copied. The time saved here can compensate for a slightly worse running time. For an example see the implementation and tests [16] of a so-called *space-efficient subgraph stack* [10]. The usually huge difference between k and n makes fixed-parameter algorithms with FPT-space interesting.

In the following we denote by n the number of vertices of the given graph and by k the given parameter. A usual kernelization uses $O(\text{poly}(n) \log n)$ bits of working memory and produces a kernel of $O(f(k) \log n)$ bits where $f(k)$ is the kernel size. Our approach is to either modify standard kernelization rules to bound their working memory to $O(\text{poly}(k) \log n)$ bits or find new ones working with the same bound. These rules do not necessarily produce the smallest known kernel, but the kernel size is bounded by $\text{poly}(k)$ and the current best polynomial-time kernelization on that kernel then also performs within our targeted space bound of $O(\text{poly}(k) \log n)$ bits. Moreover, our kernelization for CLUSTER EDITING/DELETION and PATH CONTRACTION is almost as fast as the known best kernelization (we have only an extra factor of $\log k$), i.e., our kernelization is space-efficient.

In the next section we give definitions required for this paper and show some auxiliary algorithms used afterwards. These algorithms together with our kernelization result for the so-called FEEDBACK VERTEX SET problem easily allow us to solve undirected s - t -connectivity in an n -vertex graph that has an unknown feedback vertex set of size k in polynomial time using $O(\text{poly}(k) \log n)$ bits. Directed and undirected s - t connectivity (STCON and USTCON, resp.) is one of the most essential problems with, e.g., SL is the complexity class of problems that are log-space reducible to USTCON. In a celebrated result, Reingold [18] showed a log-space algorithm for USTCON and showed so that SL is equal to the complexity class L , i.e., the class of decision problems that can be solved using logarithmic space. His algorithm is based on so-called *zig-zag products*, which are relatively complicated and difficult to analyze. An alternative algorithm is presented by Rozenman and Vadhan [19] by using a so-called *de-randomized squaring algorithm*, whose construction is also relatively unnatural. Our solution is simple, but can be used to obtain a log-space algorithm only in the case where the given graph has a unknown feedback vertex set of size $O(1)$.

We also want to remark that connectivity is also often solved by a DFS. To the authors knowledge, a polynomial-time sublinear-space DFS exists only on planar graphs and on graphs of treewidth $O(n^{1-\epsilon})$ for some $\epsilon > 0$ [13]. Both DFS algorithms require $\Omega(n^{1/2})$ bits.

In Section 3, we describe our kernelizations, where we begin in Section 3.1 with the kernelizations for CLUSTER EDITING/DELETION. The standard kernelizations iterate over all vertex triples and use large matrices to store information for each vertex-pair whenever the triple induces a path in the graph (i.e., $\Theta(n^2 \log n)$ bits). Instead, we make sure that an edge is “considered” in at most $k + 1$ induced paths.

Furthermore in Section 3.2, we focus on a kernel for PATH CONTRACTION. To find such a kernel, one usually searches for bridges and contracts the endpoints of the bridge. Instead of this reduction rule, we only shrink induced paths as long as their length is greater than $k + 3$ and show that by doing so we get a polynomial-sized kernel.

Our main result is our kernelizations for FEEDBACK VERTEX SET shown in Section 3.3. It is our most complicated algorithm. As part of the algorithm, we construct an approximated feedback vertex that we can also use for our s - t -connectivity result in Section 2. Many kernelizations for FEEDBACK VERTEX SET search repeatedly for a *flower*, i.e., a set of $k + 1$ cycles that are disjoint except for one common vertex v . Since it is not clear how we can determine a flower with $\text{poly}(k \log n)$ bits, we first show how to compute a feedback vertex set S of size polynomial in k and with $O(f(k) \log n)$ bits improving an algorithm from Becker and Geiger [2]. Their algorithms either return a $(2 \log n)$ -approximation or need to search for cycles where an implementation with few space seems to be complicated. By removing S the graph decomposes in several trees \mathcal{T} . Afterwards, we remove trees that are not relevant and shrink the remaining trees to a size polynomial in k . To shrink the trees, we search for a special kind of flowers.

2 Inplace Algorithms and FPT-space poly-time USTCON

In the following, an instance of a fixed-parameter tractable problem is described by a tuple (G, k) where G is a graph and k is a parameter. We call an instance a *yes*-instance exactly if there is a solution of size $\max k$, otherwise we call it a *no*-instance. We define the *size* of a graph as the sum of its vertices and edges.

► **Definition 2.1.** (*kernel, full kernel*) A kernel for a given instance (G, k) of a fixed-parameter tractable problem is an instance (G', k') with the properties that the size of G' and k' is bound by $f(k)$ where f is a computable function (independent of the size of G) and (G', k') contains a solution for the problem exactly if (G, k) contains a solution.

In case that the kernel contains the vertices of every solution of size k , it is called *full*.

To compute a kernel a *kernelization algorithm* (or short only *kernelization*) is used. For an easier description, we allow our kernelization to output “no solution”. From that answer, one can easily construct a trivial no-instance. Usually, a kernelization algorithm modifies G step-wise by local modifications described in so-called *reduction rules*. A reduction rule is *safe* if it maintains solvability of the given instance. Our kernelizations compute a kernel (G', k') of an instance (G, k) by deleting some vertices and/or edges of G and so obtains G' . Furthermore, our kernelizations always allow us to decide which subset S of the deleted vertices or edges have to be part of a solution for (G, k) in addition to the vertices or edges in the solution for (G', k') .

On the read-only word-RAM and with our space bound we can neither modify the input graph G nor create a mutable copy of it. Instead we compute the information needed on demand, and use it to construct a graph G' representing the kernel. To store G' we use a mutable graph structure where a runtime penalty factor logarithmic in the size of the graph has to be accounted in. Such a graph structure can be realized by using a balanced heap for the vertices u with modifications. The heap then stores a tuple (u, p_u) where p_u is a pointer to another balanced heap that stores u 's neighborhood.

We now want to show how our approximation of a feedback vertex set can be used on an n -vertex graph with an unknown feedback vertex set of size $k = O(1)$ to solve USTCON in polynomial time and with $O(\log n)$ bits. As a subroutine, we use several depth first searches

(DFS). A DFS visits all vertices of a connected component of a graph once as follows: starting with some vertex r it marks r (all other vertices are unmarked) and puts the tuple $(r, 0)$ representing the first edge of r on a stack, which we call *DFS stack*. Then it repeats until the stack is empty: take a tuple (u, i) from the stack. If $\deg(u) < i$, take the i th neighbor v from u 's neighborhood and put $(u, i + 1)$ on the stack. Moreover, if v is not marked, mark it, output it as well as add $(v, 0)$ on the stack. We then call edge $\{u, v\}$ a *tree edge*. All other edges of the graph are called *back edges*.

A DFS has many applications, one is to compute a so-called DFS-tree. A DFS tree is a spanning tree consisting of all tree edges. We next show that we can run a DFS in a tree with few bits.

► **Lemma 2.2.** *Given an n -vertex tree T and a node r of T as root there is a linear-time $O(\log n)$ -bits algorithm that traverses all vertices of T in depth-first-search manner.*

Proof. Start the algorithm at r and output it. In an outer loop, iterate over the children u of r and set $p := r$ (define p as predecessor of u). In an inner loop repeat as long as $u \neq r$: Output u . Then determine the index i of vertex p in u 's neighborhood and take u' as the vertex at index $(i + 1) \bmod \deg(u)$ from u 's neighborhood—here we assume that the indices run from 0 to $\deg(u) - 1$. Set $p := u$, $u := u'$ and repeat the inner loop, i.e., visit u' .

Observe that, after the algorithm visits all descendants of a vertex u and returns from p to u , we want to return to the parent v of u . By construction, the index of edge $\{u, p\}$ is one less than the index of edge $\{u, v\}$ at u since we used the edge from u with index one more than edge $\{u, v\}$ to visit a first child of u . This allows the algorithm to move to the parent after it visited all its descendants. The inner loop traverses a whole maximum subtree rooted at r 's child and the outer loop makes sure that such a traversal is started for every child of r . Every edge is traversed twice (once in each direction) leading to a total running time of $O(n)$. The algorithm runs with $O(\log n)$ bits since it has to store only a constant number of vertices and indices. ◀

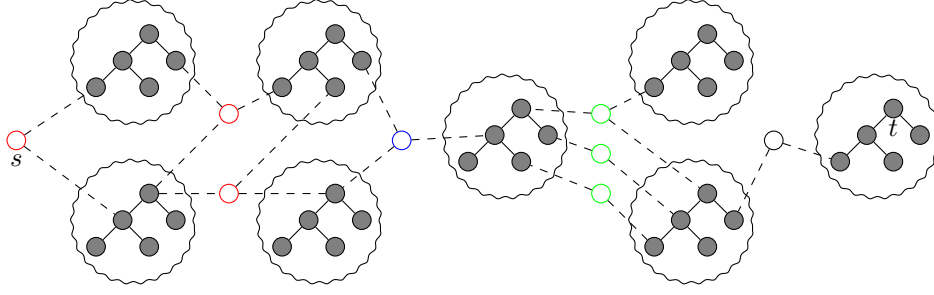
We next want to describe our algorithm for solving USTCON with a given feedback vertex set F . Let $F^*, F', F'' \subseteq F$ be initially empty sets. The vertices of F connect trees of $G[V \setminus F]$. Our approach is to use F^* as a set of already reached vertices of F , the set F' as the set from which we explore trees to reach new vertices of F , which we store in F'' . A sketch of the sets is shown in Figure 1.

Initially use Lemma 2.2 to determine the set $F' \subseteq F \setminus F^*$ of vertices that are adjacent to a vertex in the tree of $G[V \setminus F]$ that contains s . If $s \in F$, take $F' := \{s\}$.

Then for each T of $G[V \setminus F]$ that is adjacent to a vertex of F' , run Lemma 2.2 to determine the set $F'' \subseteq F \setminus F^*$ of vertices that are adjacent to a vertex of such a tree T . If t is part of F'' or part of some tree T above, then there exists a path between s and t in G . Otherwise and if $F'' \neq \emptyset$ repeat with $F^* := F^* \cup F'$, $F' := F''$ and $F'' = \emptyset$.

► **Lemma 2.3.** *Given an n -vertex m -edge graph G together with a feedback vertex set F of size k in G , we can decide USTCON in $O(nm \log k)$ time and with $O(k \log n)$ bits.*

Proof. It remains to analyze the time and space of the algorithm above. By storing the vertices of F^* , F' and F'' in balanced heaps, our algorithm uses $O(k \log n)$ bits, but accessing a vertex in a heap costs $O(\log k)$ time per access. In the worst case we have to explore each tree T of $G[V \setminus F]$ for each edge connecting T with a vertex of F . Since we can not store T part of $G[V \setminus F]$, we use G , but skip over edges pointing to a vertex of F . Thus, the runtime to explore all trees once is $O(n \log k)$ and the total running time is $O(nm \log k)$. ◀



■ **Figure 1** A sketch of our algorithm for solving USTCON with a given feedback vertex set F (non-gray). The figure shows the sets F^* (red), F' (blue) and F'' (green) used by the algorithm. In contrast to the example shown, the gray trees can be large and differently.

By Theorem 3.3, we can compute an approximated feedback vertex set of an n -vertex m -edge graph with unknown feedback vertex set of size k in $O(mn^2 \log k)$ time and $O(k^2 \log n)$ bits.

► **Corollary 2.4.** *Given an n -vertex m -edge graph G with an unknown feedback vertex set of size k in G , we can decide USTCON in $O(mn^2 \log k)$ time and with $O(k^2 \log n)$ bits.*

To the end of the section, we show that our DFS traversal from the Lemma 2.2 can be used to check if a given graph G is a tree or to return a non-tree edge.

► **Lemma 2.5.** *Given an n -vertex graph G and a vertex r , there is an $O(\log n)$ -bits algorithm that answers in $O(n^2)$ time if the connected component with r in G is a tree or it returns a back-edge that is a non-tree edge in the DFS tree rooted at r .*

Proof. We want to use our algorithm of Lemma 2.2. To do so, let us store the first edge e used by the algorithm. As stated in the lemma, the algorithm only works on trees. However, it is not hard to see that we can run the algorithm as long as it does not discover/use a back edge $\{u, v\}$ to move from u to v where v is not the predecessor of u on the DFS stack, i.e., $\{v, u\}$ is not a tree edge.

Using the invariant that the algorithm has discovered no non-tree back edge, we can check this by running a second DFS from r to u . If the check passes, we can go to v and the invariant holds again. If the algorithm returns to r by using e again, return that G is a tree.

The algorithm described uses $O(\log n)$ bits and explores the vertices in the same manner as the algorithm described in Lemma 2.2. However, before taking an edge it has to run the algorithm Lemma 2.2 to check for a back edge, which can be done in $O(n)$ time. Because the algorithm stops immediately after it finds a back edge, the algorithm considers only $O(n)$ edges and so the total running time is $O(n^2)$. ◀

3 Kernelizations

We start to demonstrate our ideas with an easy kernelization for CLUSTER EDITING.

3.1 Cluster Editing

We now focus on CLUSTER EDITING, which is formally defined as follows: given a tuple (G, k) where $G = (V, E)$ is an n -vertex m -edge graph and k is an integer (i.e., the parameter), is it possible to add or delete at most k edges so that the resulting graph becomes a union

of disjoint cliques? Several kernelizations for the problem are known. Gramm et al. [8] presented a kernel with at most $2k^2 + k$ vertices and at most $2k^3 + k^2$ edges that can be computed in $O(n^3)$ time by using several $(n \times n)$ matrices with entries of $\Theta(\log n)$ bits each. Backer et al. [3] improved the constants of the kernel size, but also used $(n \times n)$ matrices to check for unaffordable edge modifications. Both kernelizations above have a reduction rule that removes connected components being cliques. The space consumption of that rule is not analyzed in both papers. Furthermore, Fafanie and Kratsch [7] showed that t -pass streaming kernel requires at least $(n - 2)/2t$ bits.

We next show that k -pass streaming over all graphs G' induced by all vertex-triples allows us to compute a full kernel by using only $\text{poly}(k) \log n$ bits.

We start to describe the details of the first stream and explain the correctness subsequently. Whenever G' is a *forbidden subgraph*, i.e., consists of exactly two edges between vertices $\{u, v, w\}$, say edges $\{u, v\}, \{v, w\}$ and no edge $\{u, w\}$, then allocate initial-zero counters $C_{u,v}, C'_{u,v}, C_{u,w}, C'_{u,w}, C_{v,w}, C'_{v,w}$ —in case that a counter already exists, no allocation of that counter is done—and subsequently increment $C_{u,v}, C_{u,w}, C'_{v,w}$ by 1 unless one of the counters is already $k + 1$. In this case, none of the three counters is changed or allocated. Intuitively, a counter $C_{u,v}$ ($C'_{u,v}$) stores the number of vertex triples $\{u, v, w_1\}, \dots, \{u, v, w_{C_{u,v}}\}$ where either $\{u, v\}$ has to be deleted (added) from G or another edge in each triangle has to be changed. Thus, it suffices to store $C_{u,v} = k + 1$ ($C'_{u,v} = k + 1$) to know that $\{u, v\}$ will be deleted (added). At the end of the first stream over all vertex triples, if we have more than $(k + 1)^2$ vertex pairs with a non-zero counter, we have a no-instance since adding or deleting one edge $\{u, v\}$ can resolve the forbidden subgraph for at most $k + 1$ vertex triples—recall that this is the maximum number of forbidden subgraphs we counted above. If in the last stream over all vertex triples, no counter reached $k + 1$, then we skipped over no forbidden subgraphs. In other words, our counters indicate exactly those vertices that are not part of a connected component being a clique and we can return the graph induced by all vertices with a non-zero counter as a kernel.

If, in the last stream over all vertex triples, a counter of a vertex pair $\{u, v\}$ reached $k + 1$, we modify G by adding and deleting an edge between u and v depending on if $C_{u,v} = k + 1$ and $C'_{u,v} = k + 1$, respectively. If both counters are $k + 1$, we again have a no-instance. After the change, we stream again over all vertex triples. We then find a kernel or have another change. If we are not done after the $k + 1$ th stream, i.e., after having k required changes, we again have a no-instance.

To store the counters, we use the corresponding edges as keys in a balanced heap. Since we have $O(k^2)$ counters, we can store the counters by using $O(k^2 \log n)$ bits and access them in $O(\log k)$ time. To turn the kernel into a full kernel add the $k + 1$ forbidden subgraphs of the $O(k)$ streams.

► **Theorem 3.1.** *Given an n -vertex m -edge instance (G, k) of CLUSTER EDITING, there is an $O(nm \log k)$ -time $O(k^2 \log n)$ -bits kernelization that either outputs a full kernel consisting of $(k + 1)^2$ vertices or returns that (G, k) is a no-instance.*

Proof. Note that $k + 1$ streams over all vertex triples allow us to compute a full kernel of size $(k + 1)^2$ for CLUSTER EDITING.

We next describe and analyze an implementation of our algorithm above on the read-only word RAM. First of all, we do not need to iterate over all vertex triples $\{u, v, w\}$. Instead, we can iterate over all edges and, for each edge $\{u, v\}$, over all vertices w . Thus, using a mutable graph, we can compute a stream in $O(nm \log k)$ time.

Instead of using a complete new stream whenever we add or delete an edge $\{u, v\}$ to the mutable graph, it suffices to update the counters for all triples $\{u, v, w\}$ over all

vertices w . This can be done in $O(n \log k)$ time. Since we add or delete $O(k)$ edges, the 2nd to $(k+1)$ st streams run in $O(nk \log k) = O(nm \log k)$ time. Clearly, our algorithm uses $O(k^2 \log n)$ bits—note that we can assume without loss of generality that $k < m$ or we have a yes-instance. \blacktriangleleft

We finally want to remark that CLUSTER DELETION where we are allowed to delete edges only, but not to add edges, can be solved in a similar way. A full kernel can be computed almost as described above. The only change is that we return a no-instance for (G, k) whenever a counter $C'_{u,v} = k+1$ for an edge $\{u, v\}$. Counters $C_{u,v}$ are still allowed to increment up to $k+1$.

3.2 Path Contraction

Let G be an n -node m -edge graph and C is a subset of edges of G . We write G/C for the graph obtained from G by contracting each edge in C . *Contracting an edge* is done by merging its endpoints and removing any loops or parallel edges afterwards. In the *path contraction* problem, a graph $G = (V, E)$ is given and the task is to find a set $C \subseteq E$ such that G/C is a path. In the parameterized version, called PATH CONTRACTION, a graph $G = (V, E)$ with a parameter $k \in \mathbb{N}$ is given, and the task is to find a set $C \subseteq E$ with $|C| \leq k$ such that G/C is a path.

The currently best kernelization for PATH CONTRACTION runs in linear time and produces a kernel consisting of $3k+4$ vertices. It is due to Seng and Sun [20], and builds on Heggenes et al.'s algorithm [11]. One reduction rule used in both algorithms is to determine the bridges the removal of which would disconnect the graph into components of size at least $k+2$. The reduction rule then merges the endpoints of those bridges.

Finding bridges is closely related to the connectivity problem. Instead of computing bridges with our kernelization algorithm, we introduce a new reduction rule below, which is implemented by a breath-first search (BFS). We shortly sketch a usual BFS and the construction of a *BFS tree*. The BFS visits the vertices of an input graph round-wise. As a preparation of the first round it puts some vertex v into a queue Q and starts a round. In a round it dequeues every vertex u of Q , and marks u as visited. Moreover, it puts every unvisited vertex $w \in N(u)$ into a queue Q' . We then say that w was first discovered from u and add the edge $\{u, w\}$ to an initial empty BFS tree. If Q' is empty at the end of the round, the BFS finishes. Otherwise, it proceeds with the next round with $Q := Q'$ and $Q' := \emptyset$.

To present our reduction rules, whose correctness is explained subsequently, we define a path $P = v_0, \dots, v_{\ell-1}$ ($\ell \in \mathbb{N}$) to be *clean* exactly if its inner vertices $v_1, \dots, v_{\ell-2}$ are all of degree 2. Moreover, we call v_0 a *start* vertex of P and $v_{\ell-1}$ the *end* vertex of P .

Rule 1 If G contains more than $n+k$ edges or a tree T as a subgraph such that T has more than $k+2$ leaves, output “no-instance”.

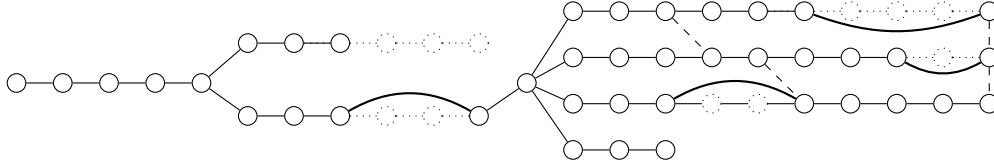
Rule 2 If there is a clean path P that consists of more than $k+2$ vertices, contract all but $k+2$ arbitrary edges of P .

The first part of Rule 1 corresponds to the following well-known reduction rule for path contraction: an n -node graph with more than $n+k$ edges is a no-instance since $k+1$ edges can not be part of an n -vertex path. Concerning the second part, observe: if we have a tree with $k+2$ leaves, then a path can connect two leaves, but all other leaves must be contracted with its parents. Therefore, we can bound the number of leaves in a BFS tree (and thus the size of each queue Q of the BFS) by $k+2$ or we have a no-instance.

We now consider Rule 2. Observe that either all edges of P must be chosen to be contracted or none at all. Moreover, no algorithm can contract all edges of a clean path with $\ell > k + 1$ vertices. Thus, contracting an arbitrary edge of P is a safe reduction rule and we get a full kernel.

Assume in the following that an exhaustive application of our reduction rules does not return “no-instance”. For the time being, let us ignore vertices of degree 2 in our BFS tree by removing them and connecting their two neighbors by an edge. By Rule 1, we have a tree with at most $k + 2$ leaves and thus at most $k + 1$ edges. Undoing the removal of the degree-2 vertices, each edge can be replaced by a clean path with at most $k + 2$ vertices, i.e., on top of each edge we add at most $k - 1$ vertices. Thus, after applying Rule 1 and 2, we get a kernel of size at most $k + 2 + (k + 1)(k - 1) = k^2 + k + 1$.

We next sketch our ideas to run the kernelization in $O(n \log k)$ time by using $O(k^2 \log n)$ bits by basically running a BFS once—see also Fig 2. However, we change the information on the queue. Instead of storing just vertices v on the BFS queue we store quadruples. Each quadruple (v, p, i, v^*) consists of the vertex v and its predecessor p if v is not the root. Moreover, let $P = (v_1, \dots, v_i)$ be the clean path induced by the successive ancestors of v in the BFS tree that have degree 2. Then i is the number of vertices of P , i.e., $v = v_i$ and $v^* = v_{k+1}$ is the $(k + 1)$ th vertex on P . This way we can easily check both reduction rules above.



■ **Figure 2** For the sake of the example our modified BFS is applied on the leftmost vertex. It round-wise counts vertices on a clean path, removes the dotted vertices (those vertices are on a clean path and have more than $k + 1$ predecessors on the path) and connects the neighbors of the removed vertices with an edge (drawn bold). The dashed edges are edges that are not used to discover new vertices.

► **Theorem 3.2.** *Given an n -vertex instance (G, k) of PATH CONTRACTION, there is a $O(n \log k)$ -time $O(k^2 \log n)$ -bits kernelization that either outputs a full kernel consisting $2(k^2 - k + 1)$ vertices and a kernel of $3k + 4$ vertices or returns that (G, k) is a no-instance.*

Proof. The BFS visits the vertices as usual and updates its quadruples as follows. For each quadruple (v, p, i, v^*) , it iterates over v ’s neighborhood and puts for every unvisited neighbor v' the quadruple $(v', v, 1, \text{null})$ if v is of degree other than two, and otherwise the quadruple $(v', v, i + 1, v^{**})$ where v^{**} is v if $i = k + 1$, otherwise $v^{**} = v^*$.

By Rule 1 we can bound the size of the BFS queue by $k + 2$ and the size of the kernel by $2k + 3$. To ensure Rule 1, we can easily count the number of leaves in the kernel.

We now describe how a kernel (G', k') can be constructed in adherence to Rule 2. Instead of contracting arbitrary edges we contract edges at the end of a clean path. The contraction is realized by not copying the inner vertices and edges at the end of a clean path while the BFS traverses the paths and connecting the $(k + 1)$ st vertex with the last vertex of the path in the kernel. To avoid adding vertices into the queue that are already visited we maintain the vertices of the previous and the current queue inside two balanced heaps, respectively.

For simplicity, we first ignore a problem that two vertices in the BFS queue may be adjacent (e.g., the BFS starts to explore a clean path from both its borders simultaneously).

For each quadruple (v, p, i, v^*) , we add the vertex v into G' if $i \leq k + 1$ and if additionally $p \neq \text{null}$, we also add the edge $\{v, p\}$ into G' . If the degree of v in G is not two, then v is the *end of a clean path* and we add the edge $\{v^*, v\}$ if $i > k + 1$ (the bold edges in Fig 2). Since edges between visited vertices also need to be part of the kernel (in Fig. 2 they are shown dashed), we additionally add for every $u \in N(v)$ with u is already visited, the edge $\{v, u\}$ into G' . To check quickly if u is visited we use our two balanced heaps maintaining the vertices of the queues.

We now consider the case where two vertices v and v' on the BFS queue are connected to each other in G . An example with three connected vertices in the queue is showed at the right part of Figure 2. If such a vertex v is processed, the clean paths end at v and v' and we run the changes as described above. In addition we connect v and v' . Moreover, because a clean path can be explored from both its endpoints, our algorithm then can add up to $2(k + 2)$ vertices of a clean path into the kernel. In fact, we only guarantee the exhaustive application of the following reduction rule instead of Rule 2.

Rule 2' If there is a clean path P that consists of more than $2(k + 2)$ vertices, contract all but $2(k + 2)$ arbitrary edges of P .

Thus, we can only conclude to have a no-instance if the kernel size n' exceeds $2(k^2 - k + 1)$ vertices or $n' - 1 + k + 1$ edges. Our kernel is still small enough to apply Seng and Sun's linear-time kernelization within our space bounds. We obtain a kernel of $3k + 4$ vertices.

It remains to show the space and time bounds of our kernelization. The queue size is bounded by $O(k)$ vertices and thus cannot exceed $O(k \log n)$ bits. The kernel is bounded by $O(k^2)$ vertices and $O(k^2)$ edges and thus uses $O(k^2 \log n)$ bits. In total, we use $O(k^2 \log n)$ bits. Concerning the time bound, a standard BFS runs in $O(n + m)$ time. By Rule 1 $m = O(n)$ or we stop. The algorithm has to check for each vertex if it is in a balanced heap of size at most $k + 2$, which takes $O(\log k)$ time per vertex. In total we have running time of $O(n \log k)$. ◀

3.3 Feedback Vertex Set

Given a graph $G = (V, E)$ a *feedback vertex set* $F \subseteq V$ is the set of vertices whose removal from G turns G into an acyclic graph (also so-called forest). In a parameterized version, called FEEDBACK VERTEX SET, a tuple (G, k) is given where k is a parameter and we search for a feedback vertex set F of size at most k .

Iwata showed a kernelization for FEEDBACK VERTEX SET that produces a kernel consisting of at most $2k^2 + k$ vertices and $4k^2$ edges and runs in $O(k^4 m)$ time [12]. Among other reduction rules he makes use of some reduction rules described below. For the last rule we need to define a *v-flower of order d* as a set of d cycles pairwise intersecting exactly on v .

Basic Rule 1 Remove a vertex v with $\deg(v) \leq 1$.

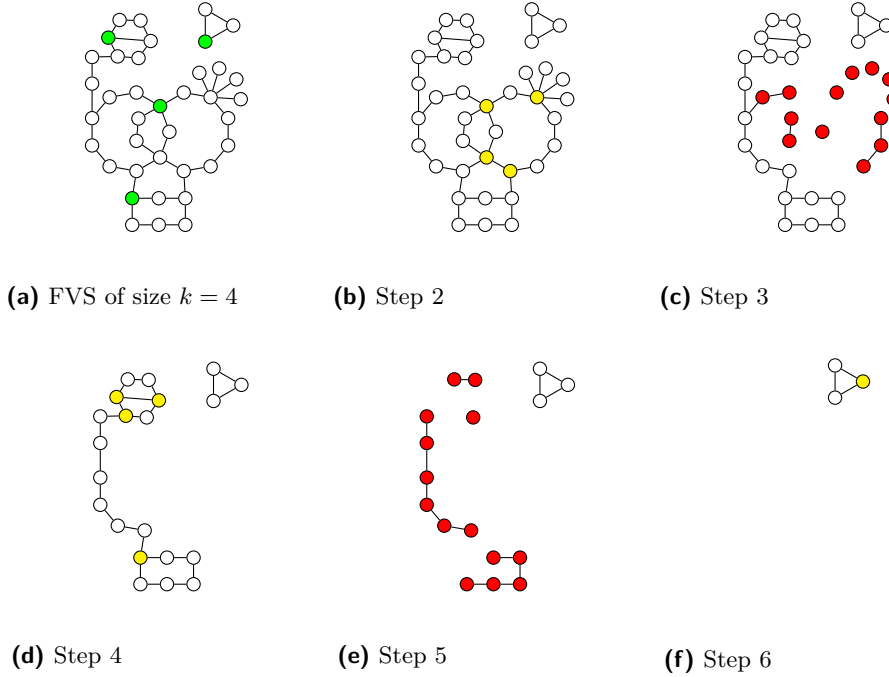
Basic Rule 2 Remove a vertex v that has only two incident edges $\{v, u\}$ and $\{v, w\}$ (possibly $u = w$), and add the edge $\{u, w\}$.

Flower Rule Remove a vertex v if a v -flower of order $k + 1$ exists and reduce k by 1.

We start to describe our general idea to find a kernel for FEEDBACK VERTEX SET with $\text{poly}(k) \log n$ bits. In a first step, we want to find the approximated feedback vertex set X consisting of $O(k^2)$ vertices. By definition, $G[V \setminus X]$ is a forest, i.e., it consists of connected components that are all trees. In a second step, we analyze the relation between these trees and the vertices of X . This allows us to remove several trees and to shrink the remaining ones.

Moreover, whenever we get the knowledge that a vertex v must be part of every solution, we put v into a set F . Subsequently, we can simplify the instance because every vertex in F with its incident edges can be removed from the given graph. In other words, we consider only the graph $G_F = G[V_F = V \setminus F]$ and analyze the relation between components of the graph $G_X = G[V_F \setminus X]$ and the vertices of X . We next present our idea with more details. Our implementation is given after the high-level description. Initially set $F = \emptyset$ and $X = \emptyset$.

Part A (approx. FVS X of max size $k^2 + 3k - 2$): The idea of our approximation algorithm can be described with the following steps sketched in Fig. 3: 1) If G has $m > n - 1 + kn$ edges, output that (G, k) is a no-instance. 2) Take k vertices with the largest degree into X . 3) Obtain a graph G_Y from G_X by exhaustively applying Basic Rule 1. 4) Add all vertices with degree greater than 2 of G_Y into X . 5) Obtain a graph G_Z from G_X by exhaustively applying Basic Rule 1. Since all vertices of G_Z have degree two afterwards, every connected component is a cycle. 6) For each vertex v of G_Z explore its cycle. Select the smallest vertex v of the cycle into the set X —intuitively speaking, we cut the component at v . If more than k such cycles exist, output that (G, k) is a no-instance. Otherwise, proceed with the next vertex of G_Z .



■ **Figure 3** A sketch of our algorithm computing an approximated FVS. The figure shows the graphs before Step $i \in \{2, \dots, 6\}$. A minimal feedback vertex set is shown in green. The yellow vertices are added to X whereas red vertices are removed by Basic Rules 1 and 2.

We next show that the set X obtained by the algorithm is an approximated feedback vertex set for G . For the analysis we assume to know the optimal feedback vertex set F of $\ell \leq k$ vertices in (G, k) . Each of the ℓ vertices can be connected with each of the n vertices in the graph. Moreover, the removal of F from G removes at most kn edges and, since F is a feedback vertex set, it turns G into a forest with at most $n - 1$ edges. Thus, if G has more than $n - 1 + kn$ edges, we deal with a no-instance.

After Step 2 the set X consists of k vertices with the largest degree. Assume that the vertices $x_0, x_1, \dots, x_{k-1} \in X$ and the vertices $v_0, v_1, \dots, v_{\ell-1} \in F$ ($\ell \leq k$) are ordered

by their degree, starting with the largest. We know that $\deg(x_i) \geq \deg(v_i)$ holds for each $i = 0, \dots, \ell-1$. We must take into account that some of the vertices of X are connected to each other, meaning that the removal of x_i may reduce the degree of each vertex x_j ($j > i$) by one. Since the removal of F turns G into a forest, i.e., $m - \sum_{i=0}^{\ell-1} \deg(v_i) \leq n-1$, G_X has at most $m - \sum_{i=0}^{k-1} \deg(x_i) \leq m - \sum_{i=0}^{\ell-1} (\deg(v_i) + i) = m - \sum_{i=0}^{\ell-1} \deg(v_i) + \sum_{i=0}^{\ell-1} i \leq n-1 + k^2/2 - k/2$ edges.

Step 3 removes every subgraph of G_X that is a tree whose root is a cut vertex in G (the only connection to the rest of G). We so obtain a graph G_Y . Let ℓ be the number of vertices that are removed by Basic Rule 1 to produce G_Y . Then G_Y has $n' = n - k - \ell$ vertices that are all of degree greater than 2 and at most $m' = n - 1 + k^2/2 - k/2 - \ell$ edges. It is not hard to see that G_Y has at most $2(m' - n') = k^2 + k - 2$ vertices of degree greater than 2. In Step 4, we thus add at most $k^2 + k - 2$ vertices into X . What remains in G_Z after Step 5 are separate cycles, each requires us to take one arbitrary vertex into X , meaning that at most k such cycles may exist or we have a no-instance. Hence after applying Step 6 on a yes-instance, we get a feedback vertex set X of size $k + (k^2 + k - 2) + k = k^2 + 3k - 2$ vertices. The next lemma shows an implementation of the algorithm above.

► **Theorem 3.3.** *Given an n -vertex m -edge instance (G, k) of FEEDBACK VERTEX SET, there is an $O(mn^2 \log k)$ -time $O(k^2 \log n)$ -bits algorithm that either returns a feedback vertex set X consisting of at most $k^2 + 3k - 2$ vertices or returns that (G, k) is a no-instance.*

Proof. We show how to realize the non-trivial steps of the algorithm above. Let V be the vertices of the given graph. In Step 2, we store the k vertices of the largest degree in a balanced heap to answer queries for G_X in $O(\log k)$ time by checking for modifications stored in the balanced heap.

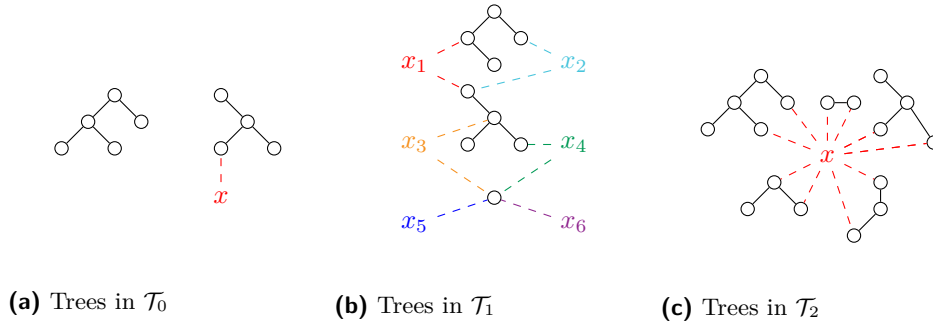
In contrast to our description of Step 3, we do not explicitly compute G_Y since we cannot store such a graph. Instead we compute the information required on demand. To run Step 4, we iterate over all vertices v_1, \dots, v_n of G . To determine the degree of v_i , we iterate over all neighbors u of v_i . For each neighbor u , we check with Lemma 2.5 if the connected component of $G[V \setminus \{v_i\}]$ containing u is a tree. If so, we count the edge. The degree of v_i in G_Y is equal to the number of edges that we counted.

We also do not run Step 5 to remove subtrees from G_X . Instead, we need to ignore these subtrees in Step 6. In an outer loop, iterate over the vertices v_1, \dots, v_n of G , but skip over the vertices in X . We now want to move over a cycle in G_Z and select the smallest vertex into X . Let $v = v_i$ be the currently visited vertex on the cycle, let $z := v$ be the currently smallest vertex found in the cycle yet and $p := v$ be the previously visited vertex on the cycle. In an inner loop repeat until broken: Take the two edges $\{v, w_1\}$ and $\{v, w_2\}$ for which Lemma 2.5 finds no back edge in the component of $G[V \setminus X]$. Go to a vertex $w \in \{w_1, w_2\} \setminus \{p\}$ by updating $p := v$, $v := w$. If $v = v_i$ break the inner loop, add the vertex with the smallest ID to X , and continue the outer loop. If it is the case that no vertex w is found, then the cycle is already broken in a previous step of the outer loop so that we also continue the outer loop. To avoid adding too many vertices in X during Step 6, count the added vertices and, if necessary, stop and answer “no-instance”.

We now focus on the running time and space analysis. Step 1 runs in $O(1)$ time. Step 2 runs in $O(n \log k)$ time: checking for membership, adding, removing and retrieving the largest vertex of X runs in $O(\log k)$ time. This has to be done for up to n elements. Step 3 and 4 runs in $O(mn^2 \log k)$ time: for each vertex the membership in X has to be checked in $O(\log k)$ time and, for each edge, Lemma 2.5 has to be called with the adaptation that edges to vertices of X have to be ignored. This sums up to $O(mn^2 \log k)$ time. Observe that Step 5 and 6 have the same running time, which is also the total runtime.

Concerning space, note that we use a constant amount of variables including the algorithm of Lemma 2.5. Thus, $O(\log n)$ bits suffice. The number of vertices in X is bounded by $k^2 + 3k - 2$. In total our algorithm uses $O(k^2 \log n)$ bits. ◀

Part B (construct the kernel): Let us say that a vertex $x \in X$ and a tree are *in touch once* if x is adjacent to one vertex of the tree. Moreover, we define *in touch* ($\ell \in \mathbb{N}$ times) if x is adjacent to ℓ vertices of the tree. For an easier description, we start to define a partition $\mathcal{T}_0, \mathcal{T}_1$ and \mathcal{T}_2 of the trees in G_X as follows: \mathcal{T}_0 is set of trees in G_X that are in touch at most once to at most one $x \in X$ and are not in touch to all other $x' \in X$. \mathcal{T}_1 is the set of trees in $G_X \setminus \mathcal{T}_0$ such that each vertex $x \in X$ is in touch at most once to each tree. \mathcal{T}_2 is the set of the remaining trees in G_X . In other words, each tree in \mathcal{T}_2 is in touch at least twice to a vertex $x \in X$.



■ **Figure 4** The different kinds a tree can be in touch with a set $X = \{x_1, x_2, x_3, \dots\}$.

To bound the number of trees in our kernel, we use the Reduction Rules 1 - 3 to remove superfluous trees and the Reduction Rules 4 - 6 to shrink the trees themselves.

Rule 1 Remove every tree of \mathcal{T}_0 .

Rule 2 For every pair $x_1, x_2 \in X$, choose up to $k + 2$ trees of \mathcal{T}_1 that are in touch with x_1 and with x_2 (if there are less, then choose all). Remove all remaining trees of \mathcal{T}_1 .

Rule 3 If $x \in X$ is in touch with at least $k + 1$ different trees of \mathcal{T}_2 , then move x from X into F , reduce k by 1 and restart.

Rule 4 If $2k$ or more children of a vertex v are the roots of maximal subtrees in G_X such that each subtree is in touch with the same vertex $x \in X$, then take v into X and the pair $\{v, x\}$ into an initial empty set Y . If a vertex w occurs in more than $k + 1$ pairs of Y , then move w from X into F , reduce k by 1, and restart. Otherwise and if $|Y| \geq k^2 - 1$, we have a no-instance.

Rule 5 If Rule 4 does not apply and a tree T of G_X is in touch at least $2k(k + 1)$ times with the same vertex $x \in X$, then move x from X into F , reduce k by 1 and restart.

Rule 6 Apply Basic Rule 1 and 2 on vertices that are not connected to a vertex of X .

► **Lemma 3.4.** *Rules 1 – 6 are safe.*

Proof. Rule 1 is clearly safe since no vertex of a tree being in touch at most once with at most one vertex of X can be part of a cycle. We next argue that Rule 2 is safe. Assume that vertices $x_1, x_2 \in X$ are in touch with a tree of \mathcal{T}_1 . If another tree exists that is in touch with the same vertices, we have a cycle. If $\ell \geq k + 2$ such trees exist, then we have ℓ disjoint paths from x_1 to x_2 and every feedback vertex set must contain x_1 or x_2 . If we now remove a tree from \mathcal{T}_1 , then all pairs of vertices that are in touch with the tree have already “enough”

common trees. Let $X' \subseteq X$ be the vertices that are in touch with the removed tree. Then all except one vertex of X' are removed in every solution and thus no cycle is passing through the removed tree. Therefore, Rule 2 is safe. We next focus on Rule 3. By definition $x \in X$ forms a cycle with each tree being in touch with x at least twice. Thus, if the rule applies, we have a $(k+1)$ -flower and are safe.

For Rule 4, note that at least $2k$ internally vertex-disjoint paths exist between vertex x and v . Thus, any feedback vertex set must contain x or v . Consider two pairs $\{v, x\}, \{v', x'\} \in Y$ and assume that the latter pair was added after the first pair into Y . Then all $2k$ paths between v' and x' are in the same subtree of $G[V \setminus (X \setminus \{v', x'\})]$. This means that at most one of the $2k$ paths between v and x has common vertices with the $2k$ paths between v' and x' . If we ignore that path, then all remaining paths between v and x as well as between v' and x' are pairwise internally vertex disjoint. Assume that we have pairs $\{v_1, w\}, \dots, \{v_{k+1}, w\}$ and w is moved into F . If we remove one path between all pairs except the last pair, then the paths are internally vertex disjoint to the paths between the last pair. Furthermore, we have to remove one other path between all pairs except the last two pairs to make the paths internally disjoint to the paths between the second last pair, etc. Altogether, we find $2k - (k-1) = k+1$ paths between all pairs that are internally vertex disjoint. Therefore, we have a flower of degree $k+1$ and it is correct to add w into F . Otherwise and if $|Y| \geq k^2 - 1$, we have $(k^2 - 1)/(k-1) = k+1$ pairs such that the vertices in all pairs are pairwise disjoint. Again, we have $k+1$ paths between all pairs such that these paths are internally vertex disjoint. Thus, one vertex of each of the $k+1$ pairs must be in a solution and we have a no-instance.

We next consider Rule 5. Since Rule 4 can not be applied, at most $2k-1$ children of every vertex v can be the root of a maximal subtree in T that are in touch with a vertex of X . Let U be a set of the vertices of T that are adjacent to x . Ignoring the parts of T that are not on a path between $u, u' \in U$, we obtain a tree with maximum degree $\Delta = 2k-1$. One can easily see that, given a tree $T = (V_T, E_T)$ with maximum degree Δ and $U \subseteq V_T$, we can find $\lfloor |U|/(\Delta+1) \rfloor$ pairs of vertices in U such that the paths in T between each pair are vertex disjoint¹. This means that we have an x -flower of order $|U|/(2k) = k+1$ and Rule 5 is safe. Clearly, also Rule 6 is safe. \blacktriangleleft

We next want to show that we get a kernel of size $O(k^9)$ if no rule applies any more. Clearly, $|\mathcal{T}_0| = 0$ by Rule 1. After Rule 2, $|\mathcal{T}_1| \leq |X|^2(k+2)$ holds because we have less than $|X|^2$ pairs, each have chosen at most $k+2$ trees. Moreover, Rule 3 guarantees us that $|\mathcal{T}_2| \leq |X|k$ since every x is connected to at most k trees of \mathcal{T}_2 . In total, we have $|X|^2(k+2) + |X|k$ trees left in G_X .

By Rule 5, each tree T is in touch less than $2k(k+1)$ times with each $x \in X$. Thus, less than $2k(k+1)|X|$ vertices of T are connected to vertices of X . By Rule 6, T shrinks to at most $2k(k+1)|X|$ leaves and at most $4k(k+1)|X|$ vertices in total. Thus, we have $(|X|^2(k+2) + |X|k)(4k(k+1)|X|)$ vertices in all trees, $|X| = k^2 + 3k - 2$, and get a kernel with at most vertices and $(|X|^2(k+2) + |X|k)(2k(k+1)|X|) = O(k^9)$ edges.

After computing such a kernel it remains to apply the currently best kernelization algorithm for FEEDBACK VERTEX SET on (G', k) to reduce the kernel size to $2k^2 + k$ vertices.

► Theorem 3.5. *Given an n -vertex instance (G, k) of FEEDBACK VERTEX SET, there is an $O(mn^2 \log k)$ -time $O(k^9 \log n)$ -bits kernelization that either outputs a kernel consisting of $2k^2 + k$ vertices or returns that (G, k) is a no-instance.*

¹ For a proof see, e.g., Erlebach et al. [6, Lemma 2.4].

Proof. Even if we restart the computation several times we need to compute an approximated feedback vertex set X only once. Thus by Theorem 3.3, this can be done in $O(mn^2 \log k)$ time, which is the bottleneck in our runtime.

We heavily make use of Lemma 2.2. We want to run it on G_X , but only have G , F and X . So we modify the algorithm of Lemma 2.2 to skip over all edges that go to a vertex of $F \cup X$.

Next, we apply Rules 1 - 3 to the trees in G_X to bound their number in the kernel. Due to our space bound we cannot store the selected trees, because they may have too many vertices. Instead we select a unique vertex of a tree as its *representative*, namely the smallest that is connected to a vertex of X . To store the relevant trees of \mathcal{T}_1 we create a map M_1 where the keys are tuples (x_1, x_2) ($x_1, x_2 \in X$) and the values are initially empty sets containing representatives of relevant \mathcal{T}_1 trees. To store the relevant trees of \mathcal{T}_2 we create a map M_2 where the keys are vertices of X and the values are initially empty sets containing representatives of relevant \mathcal{T}_2 trees. We use the following auxiliary structure to determine the type of a tree in G_X . Let S be an initially empty multiset that is able to report the number of times an element $x \in X$ was added to S .

We (re)start the algorithm with empty maps M_1 and M_2 . Iterate over each vertex $x_i = x_1, \dots \in X$ in an outer loop and over each neighbor w of x_i in an inner loop. Initialize an empty multiset S (if one already exists, delete it). Traverse the tree of G_X with w as its root and whenever a vertex of the tree is neighbored to a vertex $x \in X$ add x into S . Moreover, determine the smallest vertex z of the tree that is connected to a vertex of X . After the traversal over the tree that z represents is done we decide its type. If $|S| \leq 1$, then z represents a tree of \mathcal{T}_0 and thus we continue the iteration of the outer loop with the vertex x_{i+1} . (We realize Rule 1 by ignoring such trees.) If none of the elements in S was added more than one time, the tree belongs to \mathcal{T}_1 and we add z into $M_1(x_i, x')$ for each $x' \in S$ if $|M_1(x_i, x')| < k + 2$. (We so realize Rule 2.) If $x_i \in S$ was added at least two times into S , then the visited tree belongs to \mathcal{T}_2 . Therefore, we add z into $M_2(x)$. After the inner loop is done we realize Rule 3 as follows: if $|M_2(x_i)| \geq k + 1$, remove x_i from X , put x_i into F , set $k := k - 1$ and restart the algorithm.

After the outer loop is done, the sets M_1 and M_2 contain the representatives of all the relevant trees. Note that applications of the Rules 4 – 6 do not introduce new trees (unless we have a restart), i.e., there is no need to check for Rules 1 – 3 again. Note furthermore that only the trees stored in M_2 are relevant for the Rules 4 and 5.

Rule 4 is realized by an outer loop over each $x \in X$ and then in an inner loop over each vertex in G_X . First determine the representative r of the subtree with v and check if $r \in M_2$. If so, count the number of subtrees that are in touch with x . Both can be done with an application of Lemma 2.2. After the inner loop we can easily realize all steps of Rule 4 applied to vertex v . For Rule 5, iterate over all $x \in X$ in an outer loop and over all $z \in M_2(x)$. After running the algorithm of Lemma 2.2 from z , we can easily test the condition of Rule 5 and run the required changes.

If none of the rules above apply, we construct a kernel by skipping over all vertices that are deleted by Rule 6. Let G' be an initially empty mutable graph. Iterate over all representatives z stored in M_1 and M_2 . By definition z is connected to a vertex of X and thus we add it to G' . Traverse the tree represented by z with z as its root. Before visiting a new vertex w , check with Lemma 2.2 if the subtree below w is in touch with some $x \in X$. If not, skip over w . Add each non-skipped edge as well as their endpoints into G' . Let $\{u, v\}$ be the parent edge of v . If the vertex v is of degree two in G' and not connected to X in G , then remove v from G' , connect u and w by an edge and continue with the edges of vertex

w . After obtaining G' execute the kernelization of Iwata [12] to get a kernel of size $2k^2 + k$.

The space requirements of the described algorithm determined by our map M_2 , which has $O(|X|^2 k) = O(k^9)$ entries, thus consists of $O(k^9 \log n)$ bits. The same space bound holds for the graph G' .

Before we analyze the running time, note that the space bound above allows us to run the outer loops in parallel. In other words, we can use an array $A : X \rightarrow \mathbb{N}$ and whenever we traverse a tree with Lemma 2.2, we increment $A[x]$ for each edge to some $x \in X$. With this modification, Rule 2 and 3 together as well as Rule 4 run the algorithm of Lemma 2.2 once for each vertex of G_X , and Rule 5 and 6 run at most once. Thus, our runtime is $O(n)$ times the runtime of Lemma 2.2, i.e., in total $O(n^2)$. We can restart the algorithm at most k times, therefore $O(kn^2) = O(mn^2 \log k)$ time suffice. ◀

References

- 1 Tetsuo Asano, Taisuke Izumi, Masashi Kiyomi, Matsuo Konagaya, Hirotaka Ono, Yota Otachi, Pascal Schweitzer, Jun Tarui, and Ryuhei Uehara. Depth-first search using $o(n)$ bits. In *Proc. 25th International Symposium on Algorithms and Computation (ISAAC 2014)*, volume 8889 of *LNCS*, pages 553–564. Springer, 2014. doi:10.1007/978-3-319-13075-0_44.
- 2 Ann Becker and Dan Geiger. Approximation algorithms for the loop cutset problem. In *Proc. of the Tenth Annual Conference on Uncertainty in Artificial Intelligence (UAI 1994)*, pages 60–68. Morgan Kaufmann, 1994.
- 3 Sebastian Böcker, Sebastian Briesemeister, Quang Bao Anh Bui, and Anke Truß. Going weighted: Parameterized algorithms for cluster editing. *Theor. Comput. Sci.*, 410(52):5467–5480, 2009. doi:10.1016/j.tcs.2009.05.006.
- 4 Sankardeep Chakraborty, Kunihiro Sadakane, and Srinivasa Rao Satti. Optimal in-place algorithms for basic graph problems. In *Proc. 31st International Workshop on Combinatorial Algorithms (IWOCA 2020)*, volume 12126 of *Lecture Notes in Computer Science*, pages 126–139. Springer, 2020. doi:10.1007/978-3-030-48966-3_10.
- 5 Amr Elmasry, Torben Hagerup, and Frank Kammer. Space-efficient basic graph algorithms. In *32nd International Symposium on Theoretical Aspects of Computer Science, (STACS 2015)*, volume 30 of *LIPIcs*, pages 288–301. Schloss Dagstuhl – Leibniz-Zentrum für Informatik, 2015. doi:10.4230/LIPIcs.STACS.2015.288.
- 6 Thomas Erlebach, Frank Kammer, Keli Luo, Andrej Sajanek, and Jakob T. Spooner. Two moves per time step make a difference. In *Proc. 46th International Colloquium on Automata, Languages, and Programming, (ICALP 2019)*, volume 132 of *LIPIcs*, pages 141:1–141:14. Schloss Dagstuhl – Leibniz-Zentrum für Informatik, 2019. doi:10.4230/LIPIcs.ICALP.2019.141.
- 7 Stefan Fafianie and Stefan Kratsch. Streaming kernelization. In *Proc. 39th International Symposium on Mathematical Foundations of Computer Science 2014 (MFCS 2014), Part II*, volume 8635 of *LNCS*, pages 275–286. Springer, 2014. doi:10.1007/978-3-662-44465-8_24.
- 8 Jens Gramm, Jiong Guo, Falk Hüffner, and Rolf Niedermeier. Graph-modeled data clustering: Fixed-parameter algorithms for clique generation. In *Proc. 5th Italian Conference on Algorithms and Complexity (CIAC 2003)*, volume 2653 of *LNCS*, pages 108–119. Springer, 2003. doi:10.1007/3-540-44849-7_17.
- 9 Torben Hagerup. Highly succinct dynamic data structures. In *Proc. 22nd International Symposium on Fundamentals of Computation Theory (FCT 2019)*, volume 11651 of *LNCS*, pages 29–45. Springer, 2019. doi:10.1007/978-3-030-25027-0_3.
- 10 Torben Hagerup, Frank Kammer, and Moritz Laudahn. Space-efficient Euler partition and bipartite edge coloring. *Theor. Comput. Sci.*, 754:16–34, 2019.
- 11 Pinar Heggeres, Pim van ’t Hof, Benjamin Lévêque, Daniel Lokshtanov, and Christophe Paul. Contracting graphs to paths and trees. *Algorithmica*, 68(1):109–132, 2014. doi:10.1007/s00453-012-9670-2.

- 12 Yoichi Iwata. Linear-time kernelization for feedback vertex set. In *Proc. 44th International Colloquium on Automata, Languages, and Programming, (ICALP 2017)*, volume 80 of *LIPIcs*, pages 68:1–68:14. Schloss Dagstuhl - Leibniz-Zentrum für Informatik, 2017. doi:10.4230/LIPIcs.ICALP.2017.68.
- 13 Taisuke Izumi and Yota Otachi. Sublinear-space lexicographic depth-first search for bounded treewidth graphs and planar graphs. In *47th International Colloquium on Automata, Languages, and Programming, ICALP 2020*, *LIPIcs*. Schloss Dagstuhl - Leibniz-Zentrum für Informatik, 2020. To appear.
- 14 Frank Kammer, Johannes Meintrap, and Andrej Sajenko. Space-efficient vertex separators for treewidth. *CoRR*, abs/1907.00676, 2019. arXiv:1907.00676.
- 15 Frank Kammer and Andrej Sajenko. Simple 2^f -color choice dictionaries. In *Proc. 29th International Symposium on Algorithms and Computation (ISAAC 2018)*, volume 123 of *LIPIcs*, pages 66:1–66:12. Schloss Dagstuhl – Leibniz-Zentrum für Informatik, 2018. doi:10.4230/LIPIcs.ISAAC.2018.66.
- 16 Frank Kammer and Andrej Sajenko. Space efficient (graph) algorithms. <https://github.com/thm-mni-ii/sea>, 2018.
- 17 Frank Kammer and Andrej Sajenko. Sorting and ranking of self-delimiting numbers with applications to tree isomorphism, 2020. arXiv:2002.07287.
- 18 Omer Reingold. Undirected connectivity in log-space. *J. ACM*, 55(4):17:1–17:24, September 2008. URL: <http://doi.acm.org/10.1145/1391289.1391291>, doi:10.1145/1391289.1391291.
- 19 Eyal Rozenman and Salil P. Vadhan. Derandomized squaring of graphs. In *Proc. 8th International Workshop on Approximation Algorithms for Combinatorial Optimization Problems (APPROX 2005) and 9th International Workshop on Randomization and Computation (RANDOM 2005)*, volume 3624 of *LNCS*, pages 436–447. Springer, 2005. doi:10.1007/11538462_37.
- 20 Bin Sheng and Yuefang Sun. An improved linear kernel for the cycle contraction problem. *Inf. Process. Lett.*, 149:14–18, 2019. doi:10.1016/j.ipl.2019.05.003.