

# On the impossibility of frozen nuclei

THOMAS GROHMANN



Institut für Chemie und Biochemie, Freie Universität Berlin



thomas.grohmann@fu-berlin.de



Second, edited and slightly modified version; June 12, 2022



Many molecular “quantum” theories, like “quantum chemistry”, conceal that they are actually quantum-classical approaches—they treat one set of molecular degrees of freedom classically while the remaining degrees of freedom follow the laws of quantum mechanics. We show that the prominent “frozen-nuclei approximation”, which is often used in molecular control communities, is a further example for such theory reduction: It treats the nuclei of the molecule as classical particles. Here, we demonstrate that the ignorance about the quantum nature of nuclei has far-reaching consequences for the theoretical description of molecules. We analyse the symmetry of oriented and aligned rigid molecules with feasible permutations of identical nuclei and show: The presumption of fixed nuclei corresponds to a localized state that is impossible to create if the existence of stable nuclear spin isomers is a justifiable assumption for the controlled molecule. The results of studies on molecules containing identical nuclei have to be re-evaluated and properly anti-symmetrised, because for such molecules the premise of frozen nuclei is inherently wrong: Molecular wave functions have to obey the spin-statistics theorem twice.

## 1. Frozen nuclei in molecular control

It seems as if the laser control of molecular processes is a story of success. Steering molecular motions with laser pulses on pico-, femto-, and attosecond time-scales does not only allow for many interesting applications, such as the control of molecular orientation and alignment,<sup>1-4</sup> the control of charge-transfer,<sup>5,6</sup> or the design of molecular switches and molecular rotors.<sup>7-9</sup> It also puts some long-standing debates in the theory of chemistry back into spotlight: Can we measure orbitals and what, if anything, do they actually mean?<sup>10-21</sup> Do molecules have a structure, and if so, can we measure it?<sup>22-34</sup> How do electrons move during chemical reactions?<sup>35,36</sup> And what follows from all of this for our understanding of chemistry? Addressing such questions is not only relevant for developing theories of chemistry and physics to a sophisticated level. It also helps us to better understand the complicated relationship of chemistry and quantum theory.<sup>11,23,37,38</sup>

Attosecond scientists in particular have focussed on giving new answers to these fundamental questions. In numerous studies, they claim to have measured what standard

interpretations of quantum theory conclude is impossible to observe: Orbitals and molecular structures can be seen in time-resolved experiments for many different systems, attosecond scientists have repeatedly reported.<sup>5,6,35,39–45</sup> Critical comments on such measurements are rare,<sup>10,12,14–20,46</sup> and they usually address only the problem that any exact electronic wave function cannot be decomposed into (anti-symmetrised) products of one-electron wave functions: Because the “orbital approximation” is incorrect at any level of theory, there is nothing to observe in accurate experiments.<sup>10–12,16,19</sup> Moreover, wave functions cannot be measured directly, the popular Copenhagen interpretation of quantum theory dictates to us.<sup>47</sup> How, then, can we image one-electron wave functions at all?<sup>14,48</sup>

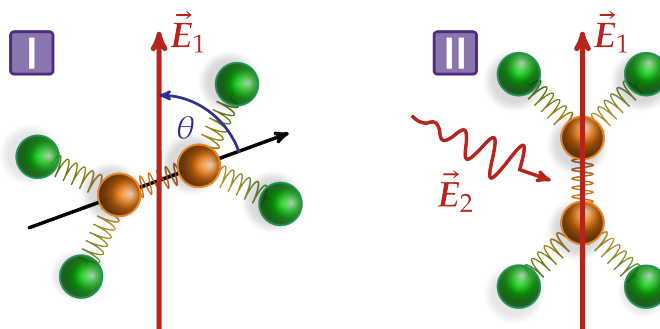
In this paper, we lengthen the list of arguments why some results of attosecond research should lead sceptics to reasonable doubt. We focus, however, on a different aspect: the classical treatment of the nuclei. Here, we argue that the “frozen-nuclei approximation”, which is widely employed by atto-scientists,<sup>5,6,35,39–45</sup> is physically incorrect for molecules with identical nuclei. Because it is an inherently quantum-classical theory, treating the nuclei as classical objects by fixing them in space,<sup>23,29</sup> the frozen-nuclei approximation not only violates the indistinguishability of identical particles. It also cannot account for the consequences that follow from the symmetry properties of nuclear wave functions: Localised rotational states are unphysical representations of molecules that exist in form of nuclear spin isomers.

The basis for our critique is the following argument: The frozen-nuclei approximation (implicitly) relies on a two-step mechanism. Before manipulating electrons or internal nuclear motions, some form of external interaction, for example an electromagnetic field, creates narrowly localised rotational states of the molecule. In the limit of infinite nuclear masses, common models assume, such states converge to a classical configuration with fixed nuclear coordinates,<sup>23,29</sup> which then are used in simulations of attosecond experiments.<sup>5,6,35,41–45</sup> Yet, localised rotational states are unphysical if the rotational motion can be described in terms of permutations of identical nuclei. Either these states cannot exist because they directly violate the spin-statistics theorem; or they cannot be created because they represent coherent superpositions of states belonging to different nuclear spin isomers of the molecule. Hence, as long as the existence of stable nuclear spin isomers of the studied molecule is a legitimate assumption—which is usually the case<sup>49</sup>—localised states are physically forbidden, and the frozen-nuclei approximation fails.

To unfold our critique, we begin with a systematic symmetry analysis of the two-step model that is the underlying assumption of the frozen-nuclei approximation by discussing the MS groups of rigid molecules<sup>50–55</sup> in electromagnetic fields. This analysis allows us to draw some general conclusions on the existence of nuclear spin isomers for rigid molecules, which eventually let us define the conditions for the (non-)existence of localised states. Our inference that localised rotational states, if at all, cannot be created on the time-scale of molecular control experiments leads us to the conclusion that the results of recent theoretical and experimental studies on molecular control have to be modified to be consistent with quantum theories. In particular, we call attention to the fact that adequate electronic wave functions must be (anti-)symmetrised twice: with respect to the exchange of electrons *and* with respect to the exchange of identical nuclei.

Figure 1

Cartoon of the two-step mechanism, which is often employed in molecular control communities. *Step I:* The molecule is aligned or oriented by an external interaction, for example created by an electromagnetic field  $E_1$ . *Step II:* The molecular motion of interest is manipulated by a second laser pulse  $E_2$ .



## 2. Symmetry and two-step mechanisms

One of the most prominent assumptions in studies on the control of molecular processes is the two-step model. Within this model, scientists posit that it is possible to align or orient the molecule they want to study along one or more of its principal axes, before the molecular process they are actually interested in is manipulated; see Fig. 1 for an illustration. The need for such model is perfectly obvious: To successfully excite molecular motions with light selectively, no matter if electronic or nuclear, the polarisation of the external field relative to the molecular frame is often decisive. Therefore, to effectively control the motion of interest, we must be able to define the polarisation angle of the external field relative to the molecule. Simulations employing the frozen-nuclei approximation assume that step I in Fig. 1 is perfectly realised.

In experiments on molecular control, however, molecules are typically in delocalised rotational eigenstates before they interact with any laser pulse. Thus, the field  $E_1$  in Fig. 1 must be able to create localised rotational states by superimposing delocalised rotational eigenstates of the molecule, which, in turn, allow for approximating the nuclear spatial distribution by classical coordinates. The rotational control with electromagnetic fields is one method that offers a route to such localised states by precisely steering the orientation or the alignment of molecules: The orientation of (cold) molecules can be effectively controlled with static electromagnetic fields by creating “field-dressed” eigenstates;<sup>1,4</sup> employing off-resonant, femtosecond, picosecond, or nanosecond laser pulses, alignment of molecules is achieved by exciting rotational wave packets that are well localised along at least one of the principal axes.<sup>2,4</sup>

Yet, as we argue in Section 3, localised rotational states are unphysical for molecules with identical nuclei. Basic to understanding why the frozen-nuclei approximation fails to describe molecules with identical nuclei is a symmetry analysis of the potential that is created by the electromagnetic fields aligning or orienting the molecule. In particular, the structure of the MS group<sup>50–53</sup> of the confined molecules is of central importance for our argument. Therefore, we show in the following that, for any rigid molecule in an electromagnetic field, the permutation subgroup of its MS groups,  $G^{\text{psms}}$ , can be decomposed into cyclic subgroups. Due to this partition of  $G^{\text{psms}}$ , we are not only able to conveniently analyse the rotational motions of a molecule in terms of symmetry. By using the permutation subgroup of the MS group, we can also derive general conditions for the existence of nuclear spin isomers of rigid molecules. We close this Section by pointing

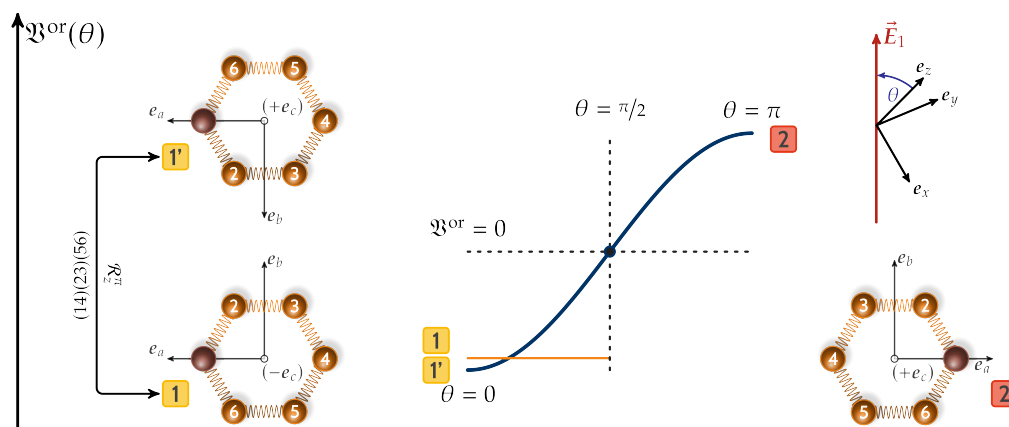


Figure 2

The potential created by a linearly polarized orienting electric field, see Eq. 2, along  $\theta$  for one field strength  $|E|$ . Due to the symmetry-breaking effect of the field, the aligned configuration 1 ( $\theta = 0$ , i.e.  $e_z$  and  $e_z \equiv e_a$  are parallel) and the anti-aligned configuration 2 ( $\theta = \pi$ , i.e.  $e_z$  and  $e_z \equiv e_a$  are anti-parallel) of iodobenzene are energetically inequivalent. If the molecule belongs to the MS groups  $C_n(M)$  or  $C_{nv}(M)$  with  $n \geq 2$ , the configurations 1 and 2 are not unique. For iodobenzene, there exist a second oriented version 1', which belongs to the same configuration in  $\theta$ , but which corresponds to  $\chi_{1'} = \chi_1 + \pi$ . The configurations 1 and 1' are interconverted by the permutation (26)(35), representing the exchange (of groups) of identical nuclei. We neither show the hydrogen atoms nor the iodine of iodobenzene, because each of them is rigidly attached to exactly one carbon atom.

out why the theory of MS groups actually suggests that localised states are a reasonable description of confined molecules, which might explain the popularity of the frozen-nuclei approximation among theoreticians of molecular control.

## §A Confining molecules in space with electromagnetic fields

A group of techniques that has become widespread during the last three decades is the control of molecular motions with electromagnetic fields. Two current standard approaches are standing to reason to realise the presumptions of the two-step model: the orientation of polar molecules with static electric fields,<sup>1,4</sup> and the alignment of polarizable molecules with off-resonant, moderately intense laser pulses.<sup>2-4,56</sup> Using these techniques, the electromagnetic field confines the molecule along its main molecular axis by exciting superpositions of field-free rotational eigenstates.

For the approach using static electric fields to work, the molecule needs to be polar,<sup>1,4</sup> i.e. it must have a permanent dipole moment  $\mu$ . Here, the field-matter Hamiltonian  $\mathfrak{H}^{\text{or}}$  in the quantum-classical dipole approximation writes<sup>1,4</sup>

$$\text{Eq.1} \quad \mathfrak{H}^{\text{or}} = -\mu \cdot E.$$

and reduces to

$$\text{Eq.2} \quad \mathfrak{H}^{\text{or}} \equiv \mathfrak{V}^{\text{or}} = -\mu_z \cdot |E| \cdot \cos \theta$$

in case the electric field  $E$  is linearly polarized. In Eq. 2, the Euler angle  $\theta$  characterizes the orientation of the molecule-fixed  $e_z$ -axis with respect to the space-fixed  $e_z$ -axis.

Because the Hamiltonian in Eq. 1 and Eq. 2, respectively, is time-independent, the field creates a potential  $\mathfrak{V}^{\text{or}}$  that causes the orientation of the molecule. We can quantify its

effect by solving the time-independent Schrödinger equation<sup>1</sup>

$$\text{Eq. 3} \quad (\mathfrak{H}^{\text{rot}} + \mathfrak{V}^{\text{or}}) \Phi^{\text{pen}}(\theta, \phi, \chi) = E^{\text{pen}} \Phi^{\text{pen}}(\theta, \phi, \chi)$$

with  $\mathfrak{H}^{\text{rot}}$  being the rotational Hamiltonian of a rigid molecule. As a result, we obtain the pendular energies  $E^{\text{pen}}$  and the pendular states  $\Phi^{\text{pen}}$  as a function of the Euler angles  $\theta, \phi, \chi$ . At least for low pendular energies, pendular states are highly confined in  $\theta$ ,<sup>1</sup> and it is thus possible to orient the polar molecule along the space-fixed  $e_z$ -axis. In Fig. 2, we show the potential for orienting iodobenzene<sup>57</sup> as an example.

If the molecule does not have a permanent dipole moment, it is still possible to confine it in space such that the premises of the two-step model are approximately true. Properly designed, off-resonant, moderately strong laser pulse with envelope  $\epsilon$  are capable of creating alignment of molecules in space.<sup>2-4,56</sup> If the central frequency of the pulse is far detuned from any molecular transition and the optical cycles are much faster than a typical (classical) rotation period of the molecule, the relevant field-matter Hamiltonian  $\mathfrak{H}^{\text{alg}}$  reduces to<sup>2,3,58</sup>

$$\text{Eq. 4} \quad \mathfrak{H}^{\text{alg}} = -\frac{1}{4} \epsilon^\dagger(t) \cdot \alpha \cdot \epsilon(t) .$$

As Eq. 4 shows, the field interacts with the dynamic polarizability  $\alpha$  of the molecule, and the only relevant part of the laser field is the envelope  $\epsilon(t)$ .

In case of a laser pulse linearly polarised in the space-fixed  $e_z$ -direction, or a laser pulse circularly polarised in the space-fixed ( $e_x, e_y$ )-plane, Eq. 4 reduces to<sup>59</sup>

$$\text{Eq. 5} \quad \mathfrak{H}^{\text{alg}} = \alpha \frac{\epsilon^2(t)}{4} (\alpha^{zx} \cos^2 \theta + \alpha^{yx} \sin^2 \theta \sin^2 \chi) .$$

In Eq. 5,  $\alpha = 1/2$  for a circularly polarised field, and  $\alpha = -1$  for a linearly polarised field, respectively; the Euler angle  $\theta$  specifies the angle between the principal axis  $e_z$  corresponding to the largest or smallest moment of inertia and the polarisation axis of the field; the Euler angle  $\chi$  defines the angle between the section line of the  $e_x e_y$ -plane and the molecule-fixed  $e_y$ -axis; and the quantities

$$\text{Eq. 5a} \quad \alpha^{zx} \equiv \alpha_{zz} - \alpha_{xx}$$

$$\text{Eq. 5b} \quad \alpha^{yx} \equiv \alpha_{yy} - \alpha_{xx}$$

are the generalized, molecule-fixed polarisability anisotropies of the molecule. Hence, for this approach to work, the molecule under investigation must have non-vanishing polarisability anisotropies. Solving the time-dependent Schrödinger

$$\text{Eq. 6} \quad i\hbar \frac{\partial}{\partial t} \Psi^{\text{rot}}(\theta, \phi, \chi, t) = (\mathfrak{H}^{\text{rot}} + \mathfrak{H}^{\text{alg}}) \Psi^{\text{rot}}(\theta, \phi, \chi, t)$$

makes it possible to study the effect of the interaction Eq. 5 on the rotational motions of the molecule.

If the duration of the aligning laser pulse is much longer than a typical (classical) period of rotation, we can consider the envelope of the field to be constant over the time-scale of rotations. This, in turn, allows us to use the adiabatic theorem of quantum mechanics to solve Eq. 6. Then, the time-dependent envelope  $\epsilon(t)$  in Eq. 5 can be replaced by the peak field strength  $\epsilon_0$  of the laser pulse, thus making all Hamiltonians in Eq. 6 time-independent. The field-free rotational states then adiabatically evolve into pendular states  $\Phi^{\text{pen}}$ , similar

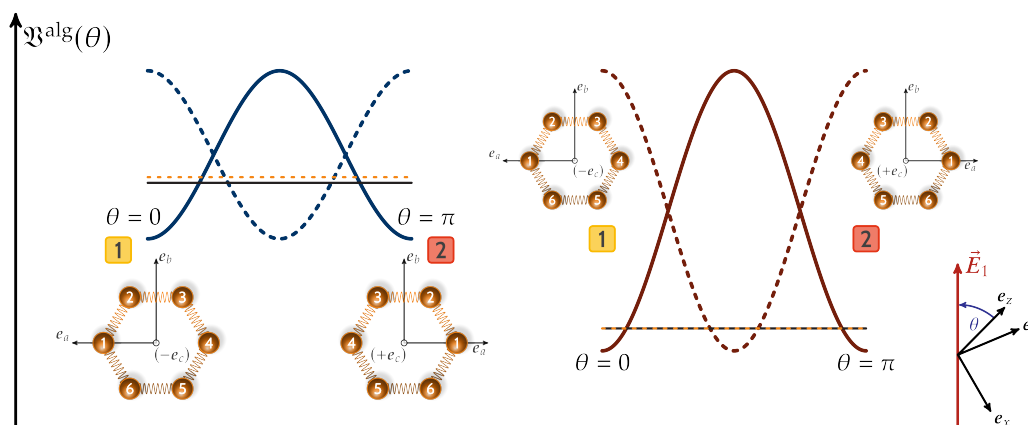


Figure 3

The adiabatic potential created by a linear polarised (solid blue and brown lines) and circular polarised (dotted blue and brown lines) aligning laser field, see Eq. 5 and Eq. 7, as a function of  $\theta$  for two different field strengths  $|\epsilon|$ . If the strength of the laser field becomes sufficiently high, tunnelling between the aligned version 1 ( $\theta = 0$ , i.e.  $e_z$  and  $e_z \equiv e_c$  are parallel) and the anti-aligned version 2 ( $\theta = \pi$ , i.e.  $e_z$  and  $e_z \equiv e_c$  are anti-parallel) of benzene occurs on time-scales much longer than typical experiments on molecular alignment (right picture). Then, (low lying) pendular energies (black solid line and dashed orange line) are structurally degenerate. If the barrier is low, tunnelling splittings become observable (left picture). We do not show the hydrogen atoms of benzene, because each of them is rigidly attached to exactly one carbon atom.

to the case of orienting molecules with static fields.<sup>1.56</sup> Pendular states in the context of alignment are the solution of the time-independent Schrödinger equation Eq. 3 with  $\mathfrak{B}^{\text{or}}$  being replaced by

$$\text{Eq. 7} \quad \mathfrak{B}^{\text{alg}} \equiv \alpha \frac{|\epsilon_0|^2}{4} (\alpha^{zx} \cos^2 \theta + \alpha^{yx} \sin^2 \theta \sin^2 \chi) .$$

Consequently, the eigenstates of the “field-dressed” Hamiltonian  $\mathfrak{H}^{\text{rot}} + \mathfrak{B}^{\text{alg}}$  can fully describe the alignment that is assumed to be perfectly realised within the two-step model. Figure 3 shows the potential Eq. 7 for benzene for two different field strengths.

It is an interesting feature of non-resonant laser pulses that this method of molecular alignment can be applied to polar and non-polar molecules alike. Due to the rapid oscillations of the laser field compared to the rotational motions, the interaction term including the permanent dipole moment of the molecule is on average zero. Hence, the effective interaction between laser pulse and molecule is the same, no matter if the molecule possesses a permanent dipole moment or not. In this sense, the method of non-resonant laser pulses is more general than the approach of orienting molecules with static electromagnetic fields. As we see in the following, however, there are subtle differences in terms of symmetry, leading to different limitations of the frozen-nuclei approximation.

## §B MS groups and properties of rigid molecules

To understand why the frozen-nuclei approximation needs to be discarded for molecules with identical nuclei, analysing the symmetry of the rotational Hamilton  $\mathfrak{H}^{\text{rot}}$  dressed with the potentials Eq. 2 and Eq. 7, respectively, is crucial. A systematic and consistent approach to the symmetry of molecules is offered by the theory of molecular symmetry (MS) groups.<sup>50–53,60</sup> The MS group is the set of all “feasible” permutations  $\mathcal{P}$  and



permutation-inversions  $\mathcal{P}^*$  of identical nuclei,<sup>52</sup> i.e. those  $\mathcal{P}$  and  $\mathcal{P}^*$  that interconvert versions of the molecule that are not separated by insuperable energy barriers;<sup>53,60</sup> see in particular Ref. 53 for a systematic introduction to the theory of MS groups.

The field-free Hamiltonian in the electromagnetic approximation is invariant in the MS group, so is the Hamiltonian  $\mathcal{H}^{\text{rot}}$ .<sup>53,60</sup> Including the field-matter interactions Eq. 1 and Eq. 4, however, might break some symmetries of the field-free molecule.<sup>53,55,61</sup> From group theoretical considerations,<sup>55,60–65</sup> it follows that  $\mathcal{H}^{\text{alg}}$  has to be invariant in the MS group, too, while for  $\mathcal{H}^{\text{or}}$  only permutations  $\mathcal{P}$  of identical nuclei remain symmetry operations. Thus, for both types of interactions, the set of all feasible permutations  $\mathcal{P}$  is a symmetry group of the molecule in the electromagnetic field. This symmetry group is called the permutation subgroup of the MS group,  $G^{\text{psms}}$ .<sup>55,62–64</sup>

For rigid molecules, which are often studied in attosecond research, a general analysis of the MS group and its permutation subgroup is possible. The MS group of a rigid molecule is always isomorphic to the molecular point group of its equilibrium structure;<sup>50,51,53,66</sup> the “quantum effects” due to large amplitude contortions are negligible on the time-scale of the experimental technique that is used to characterize the molecule.<sup>53</sup> Due to this isomorphism, we are able to associate a classical structure to a molecule,<sup>23,26,67</sup> which is defined by the nuclear coordinates at the global minimum of the BORN-OPPENHEIMER potential energy surface. With the help of the irreducible representations of its (E)MS group, we are able to uniquely classify any state of a molecule by symmetry labels.<sup>53,60,61,68–70</sup>

In molecular control simulations, the rotations of a molecule are often treated within the rigid rotor model.<sup>53,60,61,69,70</sup> Here, each type of rigid rotor can only belong to a specific class of MS groups, be it a linear rotor, a symmetric top, an asymmetric top, or a spherical top. Spherical tops, for instance, have to belong to MS groups that are isomorphic to point groups containing rotations that are generated by at least two different  $C_3$  axes.<sup>53,60</sup> Two examples for such groups are  $T_d(M)$  or  $O_h(M)$ . Using the results of representation theory,<sup>53,71–73</sup> we are able to deduce that spherical tops neither have a permanent dipole moment, nor non-vanishing polarizability anisotropies. Thus, both types of interactions, Eq. 1 and Eq. 4, are not capable of confining spherical tops. Consequently, spherical tops are not relevant for our discussion.

All other types of rigid rotors, however, can have non-zero polarizability anisotropies or permanent dipole moments, and we can identify the type of rotor and non-vanishing molecular properties by knowing the MS group of the molecule. For our discussion, the following symmetry properties of rigid rotors are relevant:<sup>53,60</sup>

**Symmetric tops** Two of the three principal moments of inertia and moments of polarizability are identical. One distinguishes oblate symmetric tops with  $I_a = I_b < I_c$  from prolate symmetric tops with  $I_a < I_b = I_c$ . A necessary condition for a rigid molecule to be a symmetric top is that among the symmetry elements generating the operations of its point group is exactly one  $C_n$  with  $n \geq 3$ . Hence, molecules are symmetric tops if they belong to the groups  $C_n(M)$ ,  $S_n(M)$ ,  $D_n(M)$ ,  $C_{nh}(M)$ ,  $C_{nv}(M)$ ,  $D_{nh}(M)$  and  $D_{nd}(M)$  with  $n \geq 3$ . Moreover, all molecules with symmetry group  $D_{2d}(M)$  are symmetric tops as well. For any symmetric top, the second term on the

right hand side of Eq. 5 and Eq. 7 vanishes, because the two principal moments of the polarizability  $\alpha_{xx}$  and  $\alpha_{yy}$  are identical. Furthermore, only if the symmetric top belongs to the groups  $C_n(M)$  or  $C_{nv}(M)$ , it has a non-vanishing permanent dipole moment. For these molecules, an interaction of the type Eq. 1 is capable of confining them.

**Asymmetric tops** All three moments of inertia and principal polarizabilities are different from each other. A necessary condition for a rigid molecule to be an asymmetric top is that among the symmetry elements generating the operations of its point group are only  $C_2$  axes or no symmetry axis. Consequently, molecules that belong to the groups  $C_1(M)$ ,  $C_s(M)$ ,  $C_i(M)$ ,  $C_2(M)$ ,  $D_2(M)$ ,  $C_{2h}(M)$ ,  $C_{2v}(M)$ , and  $D_{2h}(M)$  are asymmetric tops. For this type of molecule, none of the terms on the right hand side of Eq. 5 and Eq. 7 is zero because of molecular symmetry. If the asymmetric top belongs to the MS groups  $C_1(M)$ ,  $C_s(M)$ ,  $C_2(M)$  or  $C_{2v}(M)$ , it also has a non-zero permanent dipole moment, and orienting the molecule is possible by using an interaction like Eq. 1. Molecules with symmetry  $C_1(M)$ ,  $C_i(M)$ , or  $C_s(M)$  are irrelevant for our discussion, because they do not contain permutations of identical nuclei except the identity. [50,51,53](#)

**Linear molecules** Two of the three principal moments of inertia and polarizability are identical, but  $I_a \ll I_b = I_c$ . Hence, the rotation about the bond axis cannot be excited without the molecule being destroyed. Linear molecules either belong to the (E)MS groups  $C_{\infty v}(M)$  or  $D_{\infty h}(M)$ . The Hamiltonian for the field-matter interaction in Eq. 5 and Eq. 7 is the same as for a symmetric top. For our discussion, only molecules with feasible permutations of identical nuclei are relevant; they necessarily belong to  $D_{\infty h}(M)$  with permutational subgroup  $C_2(M)$ . [53](#) These type of molecules do not have a permanent dipole moment. Moreover, it is legitimate to consider linear molecules as a special case of symmetric top molecules, as the following discussion shows.

Summarizing, the different types of rigid rotors can be sub-classified according to their MS group. This allows us to make some general conclusions about the possibility of applying the frozen-nuclei approximation, as we show in the following: If the MS group contains pure permutations that are different from the identity, the frozen-nuclei approximation is physically wrong and needs to be discarded.

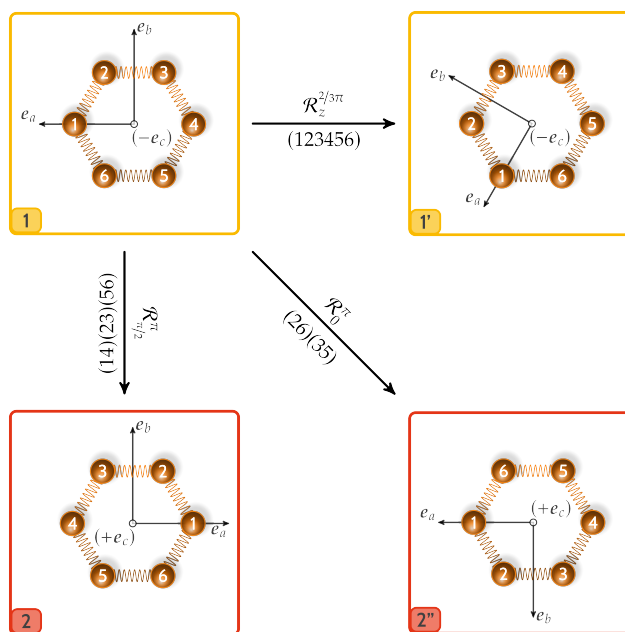
## §C Confinement and symmetry: symmetric tops

Central to our argument is the structure of the MS group of the molecule that is manipulated. In particular, it is imperative that, first, we are able to decompose the MS group into its permutation subgroup,  $G^{\text{psms}}$ , and one other subgroup of order 2; and second, we can write  $G^{\text{psms}}$  as product of cyclic subgroups. As we show in Section 3, the general structure of MS groups for rigid molecules has strong implications for the validity of the frozen-nuclei approximation. Yet, some of the results we present in the following are not only valid for rigid molecules but for molecules in general, as Section X, Subsection B points out.



Figure 4

Four classical configurations of the nuclear frame of benzene, two corresponding to the aligned potential-dressed version (upper row: 1, 1') and two representing the anti-aligned potential-dressed version (lower row: 2, 2'') of benzene. All configurations can be generated out of version 1 by permuting identical nuclei. We do not show the hydrogen nuclei; (12...) means carbon nucleus 1 with hydrogen nucleus 1 is replaced by carbon nucleus 2 with hydrogen nucleus 2, and so on. Applying the frozen-nuclei approximation is equivalent to choosing one of all possible configurations.



(a) *An illustrative example: aligning benzene* Let us consider symmetric top molecules first, using the alignment of benzene as an example. Here, the potential created by the aligning laser pulse is only dependent on  $\theta$ ; see Eq. 5 for  $\alpha_{xx} = \alpha_{yy}$  and Fig. 3 for a graphical illustration. As the potential has two equivalent minima with identical energy, two “potential-dressed versions” of benzene exist, one corresponding to the aligned configuration ( $\theta = 0$ , i.e.  $e_z$  and  $e_z \equiv e_c$  are parallel) of benzene and one belonging to its anti-aligned version ( $\theta = \pi$ , i.e.  $e_z$  and  $e_z \equiv e_c$  are anti-parallel).

In the field-free theory of MS groups, different versions of molecules are defined as distinct ways of labelling the identical nuclei of a rigid structure that cannot be mapped onto each other by a rigid rotation. Recently, we have shown that the potential-dressed versions can be understood similarly if we take into account that, in the presence of a electromagnetic field, the isotropy of space is broken.<sup>65</sup> If the external potential that is created by the field has minima that are interconverted by permutations, permutation-inversions and/or elements of the spatial rotation group  $\mathcal{K}^{\text{spa}}$ , they belong to different physical situations that are separated by potential barriers. This justifies to call them—potential-dressed—versions of the molecule. As for the versions of molecules in the field-free theory of MS groups, certain presumptions have to be justified to define them properly.<sup>65,74</sup>

For symmetric tops, however, to each potential-dressed version there exist more physically equivalent nuclear configurations than just the two that Fig. 3 shows. As Fig. 4 illustrates, the two potential-dressed versions are not unique: The permutation (123456), for example, changes version to 1 to 1', for which the configuration in  $\theta$  is the same, but  $\chi$  is changed to  $\chi + \pi/3$ . Since  $\mathcal{V}^{\text{alg}}$  is independent of  $\chi$ , configurations with primes are not separated by potential barriers, and the pulse cannot control the motion in  $\chi$ . Yet, to each primed and non-primed configuration belongs a different set of rotational coordinates, which represent different classical nuclear configurations of the molecule. Applying the frozen-nuclei

approximation, and thus fixing all nuclear coordinates, is identical to single out one of these configurations.

Using the MS group  $D_{6h}(M)$  of benzene allows for a systematic analysis of all equivalent configurations. This group decomposes according to

$$\text{Eq. 8} \quad D_{6h}(M) = D_6(M) \otimes \{E, E^*\} = D_6(M) \otimes C_s(M),$$

where  $C_s(M)$  is isomorphic to the point group  $C_s$ ; see also [Section X, Subsection B](#) for more explanations on the relation of point group operations and operations of the MS group. The group

$$\text{Eq. 9} \quad G^{\text{psms}}[D_{6h}(M)] = D_6(M)$$

defines the permutation subgroup of  $D_{6h}(M)$ ; it contains all feasible permutations of identical nuclei and, for benzene in its equilibrium structure, it is isomorphic to the point group  $D_6$ .<sup>53</sup> For our later deliberations, it is interesting to note that

$$\text{Eq. 10} \quad D_6(M) = C_6(M) \rtimes C_2^\perp(M)$$

with  $\rtimes$  defining the semi-direct product of the groups  $C_6(M)$  and  $C_2^\perp(M)$ . Both  $C_6(M)$  and  $C_2^\perp(M)$  are cyclic and their presentations can be written as<sup>75</sup>

$$\text{Eq. 10a} \quad C_6(M) = \langle g = (123456) \mid g^6 = E \rangle$$

$$\text{Eq. 10b} \quad C_2^\perp(M) = \langle g_\perp = (23)(56) \mid g_\perp^2 = E \rangle.$$

The irreducible representations of  $D_{6h}(M)$ ,  $C_6(M)$ , and  $C_2^\perp(M)$  are all known and tabulated in the literature.<sup>53,76</sup>

For rigid molecules, any operation of the MS group,  $O^{\text{ms}}$ , can be formally expressed as<sup>53</sup>

$$\text{Eq. 11} \quad O^{\text{ms}} = \mathcal{R}^{\text{eq}} \cdot O^{\text{pg}} \cdot p_{..ijk..}$$

In [Eq. 11](#),  $\mathcal{R}^{\text{eq}}$  is an equivalent rotation, solely acting on the rotational degrees of freedom;  $O^{\text{pg}}$  is an operation of the molecular point group, only affecting the internal nuclear coordinates of a molecule; and  $p_{..ijk..}$  means a relabelling of the spin variables  $\dots, \Sigma_i, \Sigma_j, \Sigma_k, \dots$  of the identical nuclei alone.<sup>50,51,53</sup> If the molecule is non-rigid, [Eq. 11](#) needs to be extended.<sup>52,53,77</sup> In [Section X, Subsection A](#), we comment briefly on the rules of how to map  $O^{\text{ms}}$  on the familiar point group operations  $O^{\text{pg}}$ . Rigid molecules are special in so far as each one of the operations  $O^{\text{ms}}$  can be mapped exactly on one operation of the point group,  $O^{\text{pg}}$ , and *vice versa*.<sup>50,51,53</sup>

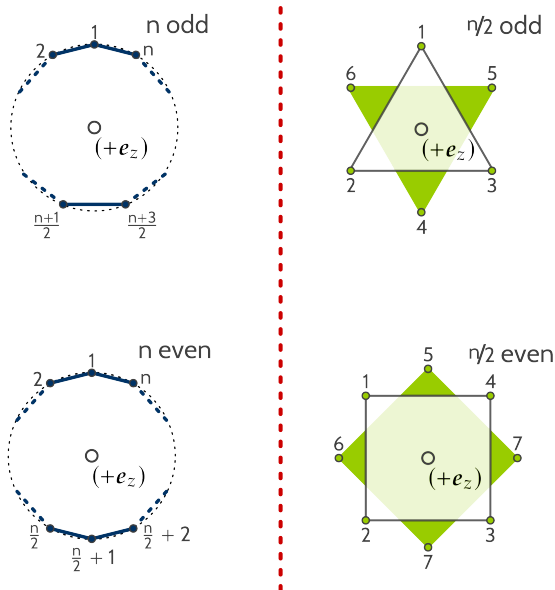
To understand why the frozen-nuclei approximation is physically wrong, only the equivalent rotations in [Eq. 11](#) are relevant. For the elements of the permutational subgroup,  $G^{\text{psms}}$ , of a rigid molecule, each of the permutations can be mapped on a different equivalent rotation.<sup>50,51</sup> Principally, two different types of rotations exist,  $\mathcal{R}_\alpha^\pi$  and  $\mathcal{R}_z^\beta$ . Their meaning is the following:  $\mathcal{R}_z^\beta$  is a rotation through  $\beta$  radians about the molecule-fixed  $e_z$ -axis;  $\mathcal{R}_\alpha^\pi$  is a rotation through  $\pi$  radians about an axis in the  $e_x e_y$ -plane making an angle  $\alpha$  with the  $e_x$ -axis.<sup>53</sup> Both types of equivalent rotations change the set of Euler angles  $(\theta, \phi, \chi)$  according to<sup>53</sup>

$$\text{Eq. 12a} \quad \mathcal{R}_\alpha^\pi : (\theta, \phi, \chi) \rightarrow (\pi - \theta, \phi + \pi, 2\pi - 2\alpha - \chi)$$

$$\text{Eq. 12b} \quad \mathcal{R}_z^\beta : (\theta, \phi, \chi) \rightarrow (\theta, \phi, \chi + \beta).$$

**Figure 5**

Geometrical realisations of the MS groups of rigid molecules. *Left column:* The groups  $C_n(M)$  are generated by cyclic permutations reflecting the rotation about the main principal axis  $e_z$ . If we allow for inversions, we obtain the groups  $C_{nh}(M)$ . If we allow for permutation-inversions that correspond to reflections at planes including the main principal axis, we arrive at  $C_{nv}(M)$ . If we allow for operations that can be mapped on rotations perpendicular to the main principal axis, we obtain the groups  $D_n(M)$  (without inversions) and  $D_{nh}(M)$  (with inversions). *Right column:* The group  $S_{2n}(M)$  is generated by the simultaneous cyclic permutation-inversion representing the improper rotation of the corners of two staggered regular polygons about the main principal axis  $e_z$ . If we further allow for permutations that can be mapped on rotations perpendicular to the main principal axis, we obtain the groups  $D_{nd}(M)$ . The labels 1 ... n represent identical nuclei or identical groups of nuclei.



Hence, each of the permutations in Eq. 10a and Eq. 10b changes the rotational configuration of the molecule in the laser field according to Eq. 12a, or Eq. 12b. The operations of the group  $C_6(M)$  correspond to rotations  $\mathcal{R}_z^\beta$  about the molecule-fixed  $e_z$  axis. Considering (123456), for example,  $\mathcal{R}^{\text{eq}} = \mathcal{R}_z^{\pi/3}$ . Hence, the operations of  $C_6(M)$  do not change the potential-dressed version 1 or 2, but their superscript; say  $2' \rightarrow 2''$  if we choose again (123456) as an example. The operations of  $C_{\frac{1}{2}}(M)$ , however, change the potential-dressed version of benzene, because for (14)(23)(56),  $\mathcal{R}^{\text{eq}} = \mathcal{R}_{\pi/2}^\pi$ ; see Fig. 4 for an illustration.

If we write out the direct product, Eq. 10, it turns out that twelve different configurations of benzene exist.<sup>53</sup> Six of them correspond to the aligned version of benzene,  $1, \dots, 1''''$ , and six of them belong to the anti-aligned version of benzene,  $2, \dots, 2''''$ . If scientists apply the frozen-nuclei approximation, they choose only one of these twelve configurations for their theoretical description. This would not be much of a problem if a localised state, being well defined at one of the twelve equivalent configurations, could be prepared by some form of interaction. Yet, as Section 3 shows, such state cannot exist.

(b) *Generalizations: polarizable symmetric tops* The results for benzene can be generalized to any rigid symmetric top if we take into account the general structure of point groups. Using the results from literature,<sup>53,54</sup> we can divide the MS groups of molecules into three types:

*Type-I* MS groups that contain only permutations.

*Type-II<sup>a</sup>* MS groups that contain permutation-inversions and can be written as

$$\text{Eq. 13a} \quad G_{\text{II}^a}^{\text{ms}} = G^{\text{pdms}} \otimes \{E, E^*\}.$$

*Type-II<sup>b</sup>* MS groups that contain permutation-inversions and for which

$$\text{Eq. 13b} \quad G_{\text{II}^b}^{\text{ms}} \neq G^{\text{pdms}} \otimes \{E, E^*\}.$$

See also [Section X, Subsection B](#) for more information on this typology of MS groups.

MS groups that are isomorphic to the point groups  $C_n$  and  $D_n$  are MS groups of *type-I*.<sup>53,54</sup> Because they only contain permutations, the permutational subgroup  $G^{\text{psms}}$  is the improper subgroup of the MS group; they are identical. One presentation of the MS group  $C_n(M)$  is<sup>75</sup>

$$\text{Eq. 14} \quad C_n(M) = \langle g = (1, 2, \dots, n) \mid g^n = E \rangle,$$

and it can be understood as the group of simultaneous cyclic permutations of the corners  $1, 2, \dots, n$  of a regular  $n$ -sided polygon; see [Fig. 5](#) for an illustration.<sup>75</sup> The group  $D_n(M)$  writes

$$\text{Eq. 15} \quad D_n(M) = C_n(M) \rtimes C_2^\perp(M),$$

whereas the presentation of  $C_n(M)$  shows [Eq. 14](#) and  $C_2^\perp(M)$  can be written as

$$\text{Eq. 16a} \quad C_2^\perp(M) = \langle g_\perp = (2, n)(3, n-1)\dots(n/2, n/2+2) \mid g_\perp^n = E \rangle \quad \text{if } n \text{ is even}$$

$$\text{Eq. 16b} \quad C_2^\perp(M) = \langle g_\perp = (2, n)(3, n-1)\dots(n+1/2, n+1/2+1) \mid g_\perp^n = E \rangle \quad \text{if } n \text{ is odd.}$$

The labels in [Eq. 16a](#) and [Eq. 16b](#) have the same meaning as in the case of  $C_n(M)$ ; they enumerate the corners  $1, 2, \dots, n$  of a regular  $n$ -sided polygon; see also [Fig. 5](#).<sup>75</sup>

By convention, it is the  $e_z$ -axis about which the molecule rotates if the permutations  $(1, 2, \dots, n)$  from [Eq. 14](#) are applied to the (set of) identical nuclei  $1, 2, \dots, n$ .<sup>53,71,72,76,78</sup> For symmetric tops, the choice of the main principal axis is unique; by definition, there exists only one principal axis that reflects the permutations  $(1, 2, \dots, n)$  with  $n \geq 3$ .<sup>53</sup> Consequently, the operations  $(1, 2, \dots, n)$  do not change the orientation of the molecule-fixed  $e_z$ -axis, and hence, the orientation of the molecule with respect to space-fixed  $e_Z$ -axis. If applied  $k$ -times, they do change, however, the configuration in  $\chi$  according to<sup>53</sup>

$$\text{Eq. 17} \quad \chi \rightarrow \chi + \frac{2\pi}{n}k.$$

As [Eq. 17](#) shows, the operations of  $C_n(M)$  rotate one primed classical configuration to a different primed configuration, but they do not change the potential-dressed version from 1 to 2 or from 2 to 1. By contrast, in case the molecule belongs to the MS group  $D_n(M)$ , the operations from [Eq. 16a](#) and [Eq. 16b](#) do change the potential-dressed version from 1 to 2 or the other way around. Consequently, for molecules with  $C_n(M)$ -symmetry the operations of the permutation subgroup  $G^{\text{psms}}$  only change the configuration in  $\chi$ , while for molecules with  $D_n(M)$ -symmetry the operations of  $G^{\text{psms}}$  change the configuration in  $\chi$  and in  $\theta$ . In both cases, classical molecular structures are interconverted by the permutation of (groups of) identical nuclei.

Lets turn to the case of symmetric top molecules with a MS group of *type-II<sup>a</sup>*. In this category fall the groups  $C_{nh}(M)$  and  $D_{nh}(M)$ , because they can be written as<sup>54,76</sup>

$$\text{Eq. 18a} \quad C_{nh}(M) = C_n(M) \otimes \{E, E^*\}$$

$$\text{Eq. 18b} \quad D_{nh}(M) = D_n(M) \otimes \{E, E^*\}.$$

Here, the groups  $C_n(M)$  and  $D_n(M)$  are identical to the permutation subgroups of  $C_{nh}(M)$  and  $D_{nh}(M)$ , respectively. Consequently, considering the permutation subgroup  $G^{\text{psms}}$

of the MS group only, the same conclusion as for molecules with MS groups  $C_n(M)$  and  $D_n(M)$  apply to molecules with  $C_{nh}(M)$  and  $D_{nh}(M)$  symmetry, respectively.

The structure of the groups  $S_n(M)$ ,  $C_{nv}(M)$  and  $D_{nd}(M)$  is more difficult. They belong to MS groups of *type-II<sup>b</sup>* and cannot be written as a direct product of their permutation subgroup and the inversion group, like Eq. 13a. Yet, these groups decompose according to [54,76](#)

$$\text{Eq. 19a} \quad C_{nv}(M) = C_n(M) \times C_s^\perp(M)$$

$$\text{Eq. 19b} \quad D_{nd}(M) = D_n(M) \times C_s^\perp(M)$$

$$\text{Eq. 19c} \quad S_{2n}(M) = C_n(M) \times C_i(M) \quad \text{if } n \text{ is odd.}$$

In all cases, Eq. 19a, Eq. 19b and Eq. 19c, the permutation subgroups are, again, isomorphic to the groups  $C_n(M)$  or  $D_n(M)$ . MS groups that are isomorphic to the improper rotation groups  $S_{2n}(M)$  with even  $n$  are exceptional: They can be written neither as a direct nor a semi-direct product of their permutation subgroup and one other subgroup of order two. Since these groups are cyclic, however, their permutation subgroups are necessarily cyclic as well; they are isomorphic to  $C_n(M)$ . As we show in Section 3, this is the only argument we need to prove that the frozen-nuclei approximation is physically incorrect.

The groups  $C_s^\perp(M)$  and  $C_i(M)$  in Eq. 19a, Eq. 19b, and Eq. 19c are both of order two, and they contain besides the identity only one permutation-inversion. For the groups  $D_{nd}(M)$  and  $C_{nv}(M)$ , one presentation of  $C_s^\perp(M)$  is

$$\text{Eq. 20} \quad C_s^\perp(M) = \langle g_\perp \mid g_\perp^2 = E \rangle,$$

where the generator  $g_\perp$  is

$$\text{Eq. 21a} \quad g_\perp = (2, n)(3, n-1) \dots (n/2, n/2+2)(n+1, 2n)(n+2, 2n-1) \dots (3n/2, 3n/2+1)^*$$

if  $n$  is even, and

$$\text{Eq. 21b} \quad g_\perp = (2, n)(3, n-1) \dots (n+1/2, n+3/2)(n+2, 2n)(n+3, 2n-1) \dots (3n+1/2, 3n+3/2)^*$$

if  $n$  is odd. The presentation of the group  $C_i(M)$  with generator  $g_i$  in Eq. 19c is

$$\text{Eq. 22a} \quad C_i(M) = \langle g_i = (1, n+1)(2, n+2)(3, n+3) \dots (n, 2n)^* \mid g_i^2 = E \rangle$$

with  $n$  necessarily being odd; [54,75,76](#) see also Fig. 5.

Hence, as in case of the groups  $C_{nh}(M)$  and  $D_{nh}(M)$ , the only groups that are relevant for our discussion are  $C_n(M)$  and  $D_n(M)$ , and considering the permutation subgroup only, the results for molecules with MS groups  $S_n(M)$ ,  $C_{nv}(M)$  and  $D_{nd}(M)$  are the same as for molecules with  $C_{nh}(M)$ ,  $D_{nh}(M)$ ,  $C_n(M)$ , and  $D_n(M)$  symmetry, respectively. While the operations of  $C_n(M)$ , *c.f.* Eq. 14, interconvert classical nuclear configurations that belong to different values of  $\chi$ , the operations of the group  $C^\perp(M)$ , see Eq. 16a and Eq. 16b, transform different potential-dressed versions into one another.

As pointed out in Subsection C of this Section, in terms of their alignment symmetric top molecules are very similar to linear molecules. Not only the potential, Eq. 7, is identical for both type of rotors; see Fig. 3. The structure of the permutation subgroup of their MS groups are identical, too. Setting  $n = 1$  in Eq. 15, only the group  $C_2^\perp(M)$  remains as a symmetry group. Yet, this group is identical to the permutation subgroup of the  $D_{\infty,h}(M)$ ,

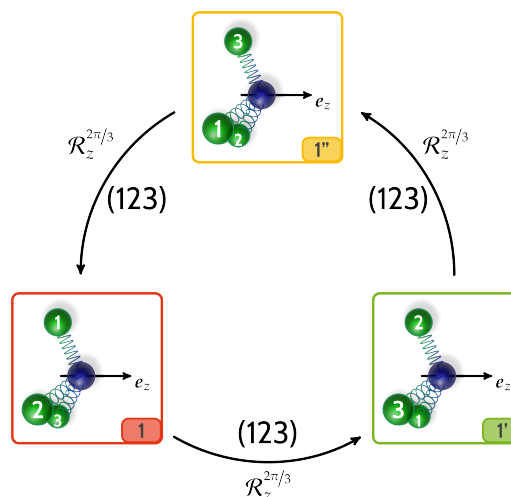


Figure 6

Three classical configurations of  $\text{NF}_3$  with MS group  $C_{3v}(\text{M})$ . They are interconverted by applying the permutation (123) to the three fluorine nuclei. Each configuration can be mimicked by a localised state.

which is the MS group of a linear molecule with two identical ends. Hence, the operation (12) of this group changes the potential-dressed version of the linear molecule from 1 to 2 and *vice versa*. The difference between symmetric tops and linear molecules is that for linear molecules only the two potential-dressed versions exist; there are no primed configurations for linear molecules. All other deliberations, however, are the same for both types of rigid rotors.

(c) **Generalizations: polar symmetric tops – and beyond** A discussion of orienting polar symmetric tops leads to analogous results. For being able to orient molecules with an interaction of such as Eq. 1, the manipulated molecules must have a permanent dipole moment. As standard text books report, <sup>53,71–73</sup> this is only possible if the molecule belongs to the MS groups  $C_n(\text{M})$  or  $C_{nv}(\text{M})$ , see Eq. 14, Eq. 19a, Eq. 20, Eq. 21a, and Eq. 21b for their presentations. Further, only the set of permutations of identical nuclei—and thus, only  $G^{\text{psms}}$ —remains a symmetry group of the system “molecule in electromagnetic field”, because the Hamiltonian  $\mathcal{H}^{\text{or}}$  is no longer invariant under permutation-inversions  $\mathcal{P}^*$ . <sup>53,55</sup> The difference in energy for the aligned and anti-aligned molecule that Fig. 2 shows reflects the loss in symmetry. Thus, there is only one potential-dressed version for polar symmetric tops; configuration 1 and 2 in Fig. 2 are no longer energetically equivalent.

Yet, there exist  $n - 1$  primed configurations corresponding to the minimum of  $\mathfrak{B}^{\text{ad}}$  in Eq. 2 that are transformed into each other by permuting (groups of) identical nuclei. Let us consider nitrogen trifluoride,  $\text{NF}_3$ , with MS group  $C_{3v}(\text{M})$ , which is an example for a symmetric top with permanent dipole moment; see also Fig. 6. Even in its oriented configuration with  $\theta = 0$ , there exist two more energetically configurations with

$$\text{Eq. 23a} \quad \chi_{1'} = \chi_1 + \frac{2}{3}\pi$$

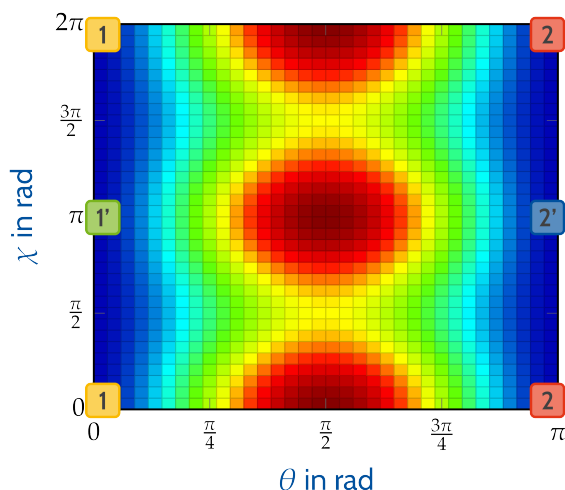
$$\text{Eq. 23b} \quad \chi_{1''} = \chi_1 + \frac{4}{3}\pi.$$

Both also belong to the potential minimum at  $\theta = 0$ , and they are interconverted by the permutations (123) and (132). In general, the number of permutationally equivalent configurations with  $\theta = 0$  is identical to the order of  $C_n$ .



Figure 7

Contour plot of the adiabatic potential for the alignment of an asymmetric top. Depending on the symmetry, the four different minima at  $(\theta = 0, \chi = 0)$ ,  $(\theta = \pi, \chi = 0)$ ,  $(\theta = 0, \chi = \pi)$ , and  $(\theta = \pi, \chi = \pi)$ , belong to four different potential-dressed versions of the molecule; see Fig. 8 for the example of tetrafluoroethylene. If the barriers between the minima are sufficiently low, observable tunnelling among the different versions occurs.



Since the Hamiltonian Eq. 2 is identical for symmetric and asymmetric tops, the same results apply to molecules with  $C_{2v}(M)$  and  $C_2(M)$  symmetry. Hence, for orienting asymmetric tops, we arrive at the same conclusion: The potential-dressed version associated with the minimum of the potential Eq. 1 is not unique. Two configurations in  $\chi$  exist, which both belong to the minimum at  $\theta = 0$ . Figure 2 illustrates this result for iodobenzene with MS group  $C_{2v}(M)$ .

Thus, for a dipole-type interaction such as Eq. 1, distinguishing the type of rotor is not necessary. The result is the same for all of them: As long as they posit a permutational symmetry with respect to the exchange of identical nuclei, the minimum of the potential Eq. 1 cannot be identified with one classical nuclear configuration alone. There exists at least one more classical arrangement of the nuclei that also corresponds to this minimum and that results from the exchange (of groups) of identical nuclei.

## §D Confinement and symmetry: asymmetric tops

Asymmetric tops have, in general, a lower symmetry than symmetric tops. The asymmetric tops that we are interested in have MS groups  $D_{2h}(M)$ ,  $D_2(M)$ ,  $C_{2h}(M)$ ,  $C_{2v}(M)$ , or  $C_2(M)$  only. This lower symmetry changes the potential for the alignment, as Eq. 5 and Fig. 7 show: If an asymmetric top is subject to a linearly-polarised laser pulse, the potential created by the field has four equivalent minima, each being distinguished by different classical configurations  $(\theta, \chi)$ . In particular, primed versions of the molecule are now separated by potential barriers, too.

(a) *Another illustrative example: tetrafluoroethylene* This is maybe best seen by example. Figure 8 shows a contour plot of the potential for aligning an asymmetric top. For tetrafluoroethylene, the four equivalent minima correspond to four different potential-dressed versions, which are all separated by potential barriers created by the laser field. Depending on the barrier height, which is proportional to the field strength, tunnelling between these four versions might not be observed on the time-scale of the experiment.

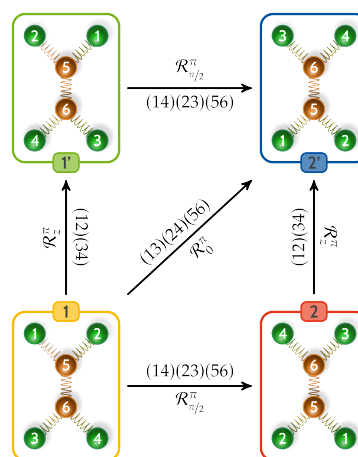


Figure 8

Illustration of the operations of the MS group  $D_2(M)$ , applied to tetrafluoroethylene  $C_2F_4$ . The operations  $(12)(34)$ ,  $(14)(23)(56)$ , and  $(13)(24)(56)$  transform the potential-dressed version 1 into the three potential-dressed versions 1', 2, and 2', respectively. Hence, each of these permutations corresponds to a different equivalent rotation. Moreover, each potential-dressed version can be represented by a state being localised in the particular minimum.

Analysing the potential with the MS group shows that the four configurations are interchanged by the elements of the permutational subgroup of the MS group of tetrafluoroethylene. The MS group for tetrafluoroethylene,  $C_2F_4$ , in the electronic ground state is the same as for ethylene, which is  $D_{2h}(M)$ . This group can be written as

$$\text{Eq. 24} \quad D_{2h}(M) = G^{\text{psms}} \otimes \{E, E^*\}$$

with

$$\text{Eq. 24a} \quad G^{\text{psms}} \cong D_2(M) = \{E, (12)(34), (13)(24)(56), (14)(23)(56)\} ;$$

see Fig. 8 for the meaning of the permutations. Due to its structure, see Eq. 24, the MS group of tetrafluoroethylene belongs to the MS groups of *type-II<sup>a</sup>*. Moreover, the group  $D_2(M)$  decomposes according to [54](#)

$$\text{Eq. 25} \quad D_2(M) = C_2(M) \otimes C_2^\perp(M) = \{E, (12)(34)\} \otimes \{(13)(24)(56), (14)(23)(56)\} ,$$

where both subgroups,  $C_2(M)$  and  $C_2^\perp$ , are cyclic.

Figure 8 illustrates how the elements of  $D_2(M)$  transform the potential-dressed version 1 into the other three potential-dressed versions 1', 2, and 2', respectively. Hence, each permutation from  $D_2(M)$  belongs to a different equivalent rotation of the molecule. As in case of symmetric tops, applying the frozen-nuclei approximation is the same as choosing one of the four potential-dressed versions for describing the molecule. The difference between the two types of rotors is that between primed and non-primed versions a potential barrier exists, which might hinder the rotation about the molecule-fixed  $e_z$ -axis.

(b) **Generalizations: polarizable asymmetric tops** For molecules with MS group  $D_2(M)$ ,  $C_{2h}(M)$ ,  $C_{2v}(M)$  or  $C_2(M)$  similar conclusions hold. If the molecule belongs to  $D_2(M)$ , the results are the same as for molecules with  $D_{2h}(M)$  symmetry. Because only permutations matter for our argument, and both  $D_{2h}(M)$  and  $D_2(M)$  have identical permutation subgroups, for molecules with  $D_2(M)$  symmetry, too, there exist four potential-dressed versions that are interconverted by the operations of  $G^{\text{psms}}$ .

In case of molecules with MS group  $C_{2h}(M)$ ,  $C_{2v}(M)$ , or  $C_2(M)$ , the argument is less strict. All groups have the same abstract permutation subgroup, namely

$$\text{Eq. 26} \quad G^{\text{psms}}[C_{2h}(M)] \cong G^{\text{psms}}[C_{2v}(M)] \cong C_2(M) = \{E, (12)\} ,$$

where

$$\text{Eq. 27} \quad C_{2h}(M) \cong C_{2v}(M) = C_2(M) \otimes \{E, E^*\} .$$

If the main principal axis is the  $e_z$ -axis, the operation (12) interchanges version 1 and 1' as well as version 2 and 2'; see Fig. 7. Going from minimum 1 to minimum 2, however, cannot be described in terms of permuting identical nuclei, although the minima 1 and 2 are systematically degenerate. The reason for that is the rigid-rotor approximation, according to which all asymmetric tops belong to the symmetry group  $D_2$ .<sup>53</sup> Hence, even though the symmetry of the molecules is lower, the rigid rotor approximation imposes the symmetry group  $D_2$ , and the minima on the potential that is created by the field are the same as for a molecule with  $D_2(M)$  or  $D_{2h}(M)$  symmetry. Yet, also for molecules with  $C_{2h}(M)$ ,  $C_{2v}(M)$ , or  $C_2(M)$  applying the frozen-nuclei approximation is still equivalent to choosing one out of two potential-dressed versions of the molecule.

## SE Why the frozen-nuclei argument works: localised states

Studies on molecular control employing the two-step approach commonly use low-dimensional models, which assume that the molecule is perfectly oriented along one of its principal axes; see Fig. 1.<sup>64</sup> The argument theoreticians use for eliminating most of the nuclear degrees of freedom in their models is that these motions can either be adiabatically separated from the manipulated degrees of freedom, or they can be considered as frozen on the time-scale of the studied process; see Refs. 64 and 79 for an elaborated discussion. In particular, they assume that it is legitimate to consider the molecule as being trapped in one potential minimum if only the strength of the external field is high enough. To calculate the time-evolution of the studied system, it is therefore sufficient to consider only the nuclear coordinates at one of the equivalent minima of the external potential.

A rationale for this argument gives the theory of MS groups, which is based on quantum tunnelling theory and the concept of structural degeneracy.<sup>53</sup> If the potential barriers between the  $n_{\text{ver}}$  minima representing  $n_{\text{ver}}$  structurally degenerate versions of the molecule is sufficiently large, the (low-lying) nuclear spectrum contains only sets of  $n_{\text{ver}}$  quasi-degenerate energy eigenvalues. Hence, if the energy splittings within these sets are so small that they cannot be resolved in the experiment that is used to study the molecule, we can limit our theoretical considerations to the vicinity of only one of the  $n_{\text{ver}}$  minima.<sup>60</sup> Then, all permutations and permutation-inversions interconverting the  $n_{\text{ver}}$  versions are *useless* for understanding the molecular spectrum and for characterizing electronic wave functions, as they lead to redundant selection rules. Consequently, it is sufficient to only consider the set of “feasible” nuclear permutations and permutation-inversions rather than the full nuclear permutation inversion group for analysing the molecular spectrum.<sup>53,60</sup>

Quantum dynamicists, however, not only care for energies, but they also study the time-evolution of molecular wave packets evolving on the potential energy surface. Thus, they have to modify the argument:<sup>79,80</sup> Because the tunnelling times between different versions are much longer than the process we are interested in, we can form particular

linear combinations of eigenstates such that they are localised in one of the  $n_{\text{ver}}$  structurally degenerate minima. Hence, it is sufficient to only consider wave functions that are localised in the vicinity of one minimum, and when describing the time-evolution of molecular states, we can then use a local Schrödinger equation that contains a truncated potential only.

Both arguments are, at least implicitly, the starting point of quantum chemical and spectroscopic studies on the one hand, and the description of the quantum and classical dynamics of molecules on the other hand.<sup>80</sup> But they also apply if molecules are subject to a strong external potential: If the potential barriers created by the external interaction are sufficiently high, energy splittings due to tunnelling between different potential-dressed versions of the molecule cannot be resolved. Hence, it is legitimate to consider only one minimum of the potential when calculating the spectrum of the molecule in the potential; see Fig. 3 and Fig. 7 for the aligning potentials of a symmetric and asymmetric top, respectively. Likewise, we can describe the quantum dynamics of the system in terms of states that are localised in one minimum, being linear combinations of wave functions belonging to quasi-degenerate energies.

Thus, if this assumption is right, it seems to be only a small approximation to replace the localised nuclear wave packet by a single “frozen” nuclear configuration. If the potential barriers are insuperable, and the process we want to describe is fast compared to the hindered rotational motion of the nuclei, this configuration will not change much on the relevant time-scale. Hence, the frozen-nuclei approximation appears to be reasonable as long as the rotational motion of the nuclei is slow compared to the time-scale of the studied phenomenon.

This reasoning, however, is wrong. To begin with, our discussion in this Section shows that freezing the nuclei was only valid if *all* classical configurations in the rotational coordinates are separated by insuperable barriers. Thus, for symmetric tops, aligning or orienting the molecule would be not sufficient to apply the frozen-nuclei approximation. All primed configurations of symmetric top molecules are not separated by barriers at all, see Fig. 3 for the example of benzene, and there are no reasonable grounds for assuming that choosing one primed configuration is legitimate; see in particular the discussion in Subsection C of this Section.

Yet, there are more problems with this rationale, even if it was possible to separate each classical configuration by insuperable barriers created by some sort of external interaction. In particular, the localised rotational states on which low-dimensional models are relying cannot be realised. As we show in Subsection C and Subsection D of this Section, in many cases going from one structurally degenerate minimum of the external potential to another is equivalent to permuting identical nuclei. Under these circumstances, however, localised states are unphysical. Because they are linear combinations of eigenstates belonging to different nuclear spin isomers, they cannot be formed by an external interaction on reasonable time-scales, as we show in the following.

### 3. Frozen nuclei and localised states

Recently, we have extended the list of shortcomings molecular dynamics simulations entail. For internal molecular motions that can be described in terms of permutations of identical nuclei, such as torsions and pseudo-rotations, molecular dynamics simulations are inherently wrong. They (implicitly) presuppose that a localised wave packet is an adequate description of the quantum motion the simulations are supposed to mimic. For cyclic contortional motions, however, such states are unphysical. [79](#)

In the following, we show that for the frozen-nuclei approximation identical conclusions hold. It implicitly assumes that localised states are physical representations of quantum systems, but for molecules with identical nuclei such states represent superpositions of (eigen-)states belonging to different nuclear spin isomers. Thus, if the nuclear spin isomer hypotheses is legitimate, localised states must be discarded as physical descriptions of the molecule—and hence, the frozen-nuclei approximation.

It turns out that these similarities are not a coincidence: both concepts, molecular dynamics and the frozen-nuclei approximation, are based on a theory reduction rather than an approximation. By limiting the motion of nuclei to trajectories with or without zero momentum, they treat the nuclei as classical particles, and they therefore cannot account for effects that are inherently quantum mechanical.

#### §A A definition of nuclear spin isomers of molecules

According to the spin-statistics theorem, any molecular wave function  $\Phi^{\text{mol}}$  must be either symmetric ( $\zeta^{\text{mol}} = +1$ ) or anti-symmetric ( $\zeta^{\text{mol}} = -1$ ) if two or more identical nuclei are permuted, where the character  $\zeta^{\text{mol}}$  depends on the spin of the permuted nuclei and the order of the permutation. Consequently, molecular wave functions must transform according to an irreducible, one-dimensional, and real molecular representation  $\Gamma^{\text{mol}}$  in the complete nuclear permutation group,  $G^{\text{cnp}}$ . [53](#) Since not all permutations cause observable tunnelling splittings, however, classifying molecular wave functions according to the permutation subgroup of the MS group,  $G^{\text{psms}}$ , is sufficient. [52,53,77](#)

For most molecular systems known so far, writing any molecular eigenstate  $\Phi^{\text{mol}}$  as

$$\text{Eq. 28} \quad \Phi^{\text{mol}} = \Phi^{\text{rcve}} \cdot \Phi^{\text{nu.sp}},$$

is an excellent approximation. [49,53,81–83](#) In Eq. 28,  $\Phi^{\text{rcve}}$  denote the eigenfunctions for the rotational-contorsional-vibrational-electronic motions of the molecule, and  $\Phi^{\text{nu.sp}}$  are the wave functions describing its nuclear spins.

The nuclear spin isomer hypotheses combines the assumption Eq. 28 and the spin-statistics theorem: If nuclear spin conversion effects are negligible, molecules exist in form of nuclear spin isomers, [49,82](#) which are determined by the equation [53,84](#)

$$\text{Eq. 29} \quad \Gamma^{\text{mol}} \subseteq \Gamma^{\text{rcve}} \otimes \Gamma^{\text{nu.sp}}.$$

Consequently, different nuclear spin isomers of a molecule are characterized by unique combinations of the irreducible representations  $\Gamma^{\text{rcve}}$  and  $\Gamma^{\text{nu.sp}}$  in the permutation subgroup of the MS group. [79,84](#)

In experiments on rotational control, it is furthermore reasonable to assume that (i) the rotations separate adiabatically from the remaining motions of the molecule;<sup>1,3,79</sup> and (ii) any external laser field does not manipulate the quantum states of the other motions.<sup>1,3,79</sup> Under these conditions, we can formally average over the electronic and vibrational coordinates and replace  $\Phi^{\text{mol}}$  by the model wave functions<sup>79</sup>

$$\text{Eq. 30} \quad \Phi^{\text{mod}} = \Phi^{\text{rot}}(\theta, \phi, \chi) \cdot \Phi^{\text{nu.sp}}(\Sigma) .$$

In Eq. 30,  $\Phi^{\text{rot}}$  are the rotational (eigen-)functions, which are dependent on the Euler angles  $\theta, \phi, \chi$ , and  $\Phi^{\text{nu.sp}}$  denote the nuclear spin eigenstates as a function of the collective nuclear spin variable  $\Sigma$ . If the assumptions (i) and (ii) are both acceptable, the wave functions describing the rotational motion are, or can be expanded into the eigenfunctions of a symmetric top.<sup>53</sup> Both the rotational and the nuclear spin functions in Eq. 30 individually form a basis for the irreducible representations of the permutation subgroup of the MS group.<sup>53,60</sup>

Using the adiabatic ansatz of separated molecular time-scales and focussing on the rotational motion of the nuclei, Eq. 29 reduces to<sup>79</sup>

$$\text{Eq. 31} \quad \Gamma^{\text{mod}} \subseteq \Gamma^{\text{rot}} \otimes \Gamma^{\text{nu.sp}} .$$

In Eq. 31,  $\Gamma^{\text{mod}}$ ,  $\Gamma^{\text{rot}}$ , and  $\Gamma^{\text{nu.sp}}$  are spanned by the (symmetry-adapted) wave functions  $\Phi^{\text{mod}}$ ,  $\Phi^{\text{rot}}$ , and  $\Phi^{\text{nu.sp}}$ , respectively. As in the general case, Eq. 29, the irreducible representation  $\Gamma^{\text{mod}}$  in Eq. 31 is fixed and dictated by the spin-statistics theorem. Hence, the nuclear spin isomers of the rotating nuclear frame are unambiguously defined by a combination of rotational and nuclear spin symmetries, which we denote as  $\Gamma^{\text{rot}}[\Gamma^{\text{nu.sp}}]$  hereafter.

## §B On localised rotational states in external potentials

To generalize our earlier results for cyclic, one-dimensional, contortional motions of non-rigid molecules<sup>79</sup> to the rotations of rigid molecules, we distinguish two cases: (i) the permutation subgroup of the MS group of the rigid molecule is cyclic; and (ii) the permutation subgroup of the MS group can be decomposed into cyclic groups. In both cases the results are the same: (partially) localised states are superpositions of states belonging to different irreducible representations of cyclic subgroups of the permutation subgroup of the MS group.

(a) *The permutation subgroup of the MS group is cyclic* In the simplest case,  $G^{\text{psms}}$  is identical to the group

$$\text{Eq. 32} \quad C_n(M) = \langle g = (12 \dots n) \mid g^n = E \rangle ,$$

where  $g$  denotes the generator of  $C_n(M)$ ;  $E$  is the identity; and  $n$  gives the number of (groups of) identical nuclei that are permuted as the molecule rotates. Because  $C_n(M)$  is cyclic, the irreducible representations  $\Gamma$  of this group are all one-dimensional.<sup>73</sup> As Section 2, Subsection C and Subsection D show,  $G^{\text{psms}}$  has exactly this structure if the rigid molecule belongs to the MS groups  $C_{\text{nh}}(M)$ ,  $C_{\text{nv}}(M)$ ,  $C_n(M)$ , or  $S_{2n}(M)$ .

Let us consider  $\text{NF}_3$  as an example. In the electronic ground state, this molecule belongs to the MS group  $C_{3v}(M)$  with permutation subgroup  $C_3(M)$ .<sup>60</sup> Hence,  $n = 3$  in Eq. 32 and one generator of this group is (123); see Fig. 6 for an illustration. In case the molecule is oriented,



three localised states exist; they belong to the same field-dressed version, but to different classical configurations  $(\theta_1, \chi_1)$ ,  $(\theta_{1'} = \theta_1, \chi_{1'} = \chi_1 + 2\pi/3)$ , and  $(\theta_{1''} = \theta_1, \chi_{1''} = \chi_1 + 4\pi/3)$ . Applying the frozen-nuclei approximation is equivalent to choosing one of the three. The permutation (123) interconverts the three configurations; see Fig. 6. Thus, applied to a state  $\Phi_1^{\text{loc}}$  localised at  $(\theta_1, \chi_1)$ , the operation (123) generates a state  $\Phi_2^{\text{loc}}$  that is localised at  $\chi_1 + 2\pi/3$ , while (123)(123) gives a state  $\Phi_3^{\text{loc}}$  that is localised at  $\chi_1 + 4\pi/3$ .

The localised states  $\Phi_j^{\text{loc}}$ ,  $j = 1, 2, 3$ , are linear combinations of symmetry-adapted rotational states, *i.e.* states that transform irreducible in the group  $C_n(M)$ . This follows from the fact that any field-dressed state created by the field can always be expanded in terms of symmetry-adapted symmetric top eigenfunctions<sup>73</sup>

$$\text{Eq. 33} \quad \Phi_{n_{\text{pen}}, \Gamma}^{\text{fd}}(\theta, \phi, \chi) = \sum_{J, k, m} c_{J, k, m; \Gamma, n_{\text{pen}}} d_{-m, -k}^J(\theta) \cdot \exp(im\phi) \cdot \exp(ik\chi) .$$

In Eq. 33,  $J, k, m$  denote the quantum numbers of a symmetric top;  $c_{J, k, m; \Gamma, n_{\text{pen}}}$  are the expansion coefficients of the  $n_{\text{pen}}$ -th pendular state with symmetry  $\Gamma$ ; and  $d_{-m, -k}^J$  represents Wigner's small d-matrix.<sup>85</sup> Using the projection operator technique,<sup>73</sup> and taking into account the transformation properties of the rotational wave functions from Eq. 33 in the MS group,<sup>53,84</sup> we obtain<sup>79</sup>

$$\text{Eq. 34} \quad \Phi_j^{\text{loc}} = \frac{1}{\sqrt{3}} \left( \Phi_A^{\text{rot}} + \epsilon_j \cdot \Phi_{E_1}^{\text{rot}} + \epsilon_j^2 \cdot \Phi_{E_2}^{\text{rot}} \right) \quad j = 1, 2, 3.$$

In Eq. 34,  $\epsilon_j$  is a complex number with  $|\epsilon_j|^2 = 1$ , and  $\Phi_A^{\text{rot}}$ ,  $\Phi_{E_1}^{\text{rot}}$  and  $\Phi_{E_2}^{\text{rot}}$  are rotational wave functions belonging to the irreducible representations A,  $E_1$ , and  $E_2$  in  $C_3(M)$ , respectively, formed by the three localised states  $\Phi_j^{\text{loc}}$ .<sup>79</sup> Hence, each of the three localised states is a linear combination of symmetry-adapted states and *vice versa*; see Ref. 79 for a derivation.

We stress that the symmetry-adapted states in Eq. 34 are not necessarily eigenfunctions; they might be time-dependent symmetry-adapted wave packets instead. For our argument is only important, however, that no matter what shape the localised state has, it is always a linear combination of three symmetry-adapted states. The only condition the three symmetry-adapted states have to fulfil for  $\Phi_j^{\text{loc}}$  to be localised is

$$\text{Eq. 35} \quad |\Phi_A^{\text{rot}}|^2 \stackrel{!}{=} |\Phi_{E_1}^{\text{rot}}|^2 \stackrel{!}{=} |\Phi_{E_2}^{\text{rot}}|^2 .$$

Hence, all symmetry-adapted states contribute with the same weight to any of the three localised states.

These arguments are valid for any arbitrary cyclic  $G^{\text{psms}}$ : For a system with the symmetry group  $C_n(M)$ , each localised rotational state is a superposition of symmetry-adapted rotational functions. Only if one symmetry-adapted state for each irreducible representation contributes with the same weight to  $\Phi^{\text{loc}}$  in the sense of Eq. 34, the state is localised exactly at one classical configuration.<sup>79</sup>

(b) *The permutation subgroup of the MS group decomposes into cyclic groups* In general, the group  $G^{\text{psms}}$  is not cyclic. Rigid molecules whose permutation subgroup is not cyclic itself have to belong to the MS groups  $D_n(M)$ ,  $D_{nh}(M)$ , or  $D_{nd}(M)$ , as our analysis in Section 2 shows. Yet, in all of these cases, the permutation subgroup  $G^{\text{psms}}$  is isomorphic to  $D_n(M)$ , which can always be decomposed into cyclic subgroups, see Section 2, Subsection C and Subsection D.

Formally, we can write

$$\text{Eq. 36a} \quad D_2(M) = C_2(M) \otimes C_2^\perp(M)$$

$$\text{Eq. 36b} \quad D_n(M) = C_n(M) \rtimes C_2^\perp(M) \quad \text{if } n > 2,$$

where the operations of  $C_n(M)$  can be mapped on the equivalent rotations  $\mathcal{R}_z^\beta$ , only changing  $\chi$ , and the operations of  $C_2^\perp(M)$  can be mapped on the equivalent rotation  $\mathcal{R}_\alpha^\pi$ , only changing  $\phi$  and  $\theta$ ; see Eq. 12a and Eq. 12b, respectively, and Subsection A of the Appendix.

Due to the decomposition of the permutation subgroup, see Eq. 36a and Eq. 36b, and the form of the rotational basis functions, *c.f.* Eq. 33, we can generalize the results from the last paragraph. Because the rotational basis functions are a product of functions being dependent on only one rotational coordinate, we can analyse the symmetry and the localisation of the rotational wave functions separately in each coordinate and each cyclic subgroup of  $G^{\text{psms}}$ .

A simple example is aligned  $C_2F_4$  with MS group  $D_{2h}(M)$ .<sup>62</sup> Here, four localised classical configurations—1, 1', 2, and 2'—are separated by the potential created by a linearly-polarized aligning field; see Fig. 8 and the discussion in Section 2, Subsection D. The permutation subgroup  $G^{\text{psms}}$  is  $D_2(M)$ ; see Eq. 24 and Eq. 24a. As it is clear from Fig. 7 and Fig. 8, the operations of

$$\text{Eq. 37a} \quad C_2(M) = \{E, (12)(34)\}$$

interconvert field-dressed version 1 and 1', only changing  $\chi$  to  $\chi + \pi$ . Conversely, the operations of

$$\text{Eq. 37b} \quad C_2^\perp(M) = \{E, (14)(23)(56)\}$$

change field-dressed version 1 to field-dressed version 2 and  $\theta$  to  $\pi - \theta$ , respectively.

For the localisation in  $\chi$ , the result is the same as for  $NF_3$ : Any rotational wave function that is localised in  $\chi$  is a superposition of symmetry-adapted rotational functions, classified according to the subgroup  $C_2(M)$  of the permutational subgroup with irreducible representations  $A_\chi$  and  $B_\chi$ .<sup>53,76</sup> Consider two states  $\Phi_1^{\text{loc}}$  and  $\Phi_{1'}^{\text{loc}}$  that are localised at minimum 1 and 1' of the potential in Fig. 7, respectively. For these states hold

$$\begin{aligned} \text{Eq. 38a} \quad (12)(34) \Phi_1^{\text{loc}}(\theta, \phi, \chi) &= \Phi_1^{\text{loc}}(\theta, \phi, \chi + \pi) \\ &= \Phi_{1'}^{\text{loc}}(\theta, \phi, \chi) \end{aligned}$$

$$\begin{aligned} \text{Eq. 38b} \quad (12)(34) \Phi_{1'}^{\text{loc}}(\theta, \phi, \chi) &= \Phi_{1'}^{\text{loc}}(\theta, \phi, \chi + \pi) \\ &= \Phi_1^{\text{loc}}(\theta, \phi, \chi). \end{aligned}$$

If we apply the projection operators of  $C_2(M)$  to the localised states,<sup>79</sup> we obtain the symmetry-adapted functions

$$\text{Eq. 39a} \quad \Phi^{A_\chi} = \frac{1}{\sqrt{2}} \left( \Phi_1^{\text{loc}} + \Phi_{1'}^{\text{loc}} \right)$$

$$\text{Eq. 39b} \quad \Phi^{B_\chi} = \frac{1}{\sqrt{2}} \left( \Phi_1^{\text{loc}} - \Phi_{1'}^{\text{loc}} \right).$$

Thus,

$$\text{Eq. 40a} \quad \Phi_1^{\text{loc}} = \frac{1}{\sqrt{2}} \left( \Phi^{A_\chi} + \Phi^{B_\chi} \right)$$

$$\text{Eq. 40b} \quad \Phi_{1'}^{\text{loc}} = \frac{1}{\sqrt{2}} \left( \Phi^{A_\chi} - \Phi^{B_\chi} \right) .$$

Consequently, the two localised functions  $\Phi_1^{\text{loc}}$  and  $\Phi_{1'}^{\text{loc}}$  are linear combinations of rotational wave functions that transform irreducible in  $C_2(M)$ .

Analogously, we can consider two states  $\Phi_1^{\text{loc}}$  and  $\Phi_2^{\text{loc}}$  that are localised in minimum 1 and 2 of the potential in Fig. 7, respectively, and classify them according the irreducible representations  $A_\theta$  and  $B_\theta$  of the group  $C_2^\perp(M)$ .<sup>53,76</sup> Here,

$$\begin{aligned} \text{Eq. 41a} \quad (14)(23)(56) \Phi_1^{\text{loc}}(\theta, \phi, \chi) &= \Phi_1^{\text{loc}}(\pi - \theta, \phi + \pi, \chi) \\ &= \Phi_2^{\text{loc}}(\theta, \phi, \chi) \end{aligned}$$

$$\begin{aligned} \text{Eq. 41b} \quad (14)(23)(56) \Phi_2^{\text{loc}}(\theta, \phi, \chi) &= \Phi_2^{\text{loc}}(\pi - \theta, \phi + \pi, \chi) \\ &= \Phi_1^{\text{loc}}(\theta, \phi, \chi) . \end{aligned}$$

Applying the projections operators for  $A_\theta$  and  $B_\theta$  to  $\Phi_1^{\text{loc}}$ , we obtain

$$\text{Eq. 42a} \quad \Phi^{A_\theta} = \frac{1}{\sqrt{2}} \left( \Phi_1^{\text{loc}} + \Phi_2^{\text{loc}} \right)$$

$$\text{Eq. 42b} \quad \Phi^{B_\theta} = \frac{1}{\sqrt{2}} \left( \Phi_1^{\text{loc}} - \Phi_2^{\text{loc}} \right)$$

and thus,

$$\text{Eq. 43a} \quad \Phi_1^{\text{loc}} = \frac{1}{\sqrt{2}} \left( \Phi^{A_\theta} + \Phi^{B_\theta} \right)$$

$$\text{Eq. 43b} \quad \Phi_2^{\text{loc}} = \frac{1}{\sqrt{2}} \left( \Phi^{A_\theta} - \Phi^{B_\theta} \right) .$$

Hence, also rotational states being localised in  $\theta$  are superpositions of symmetry-adapted states, if classified according to the irreducible representations of  $C_2^\perp(M)$ .

What we have shown here for  $C_2F_4$  is valid for any rigid molecule whose permutation subgroup,  $G^{\text{psms}}$ , decomposes into cyclic subgroups. In general, the ensemble of localised states that are interconverted by the operations of one cyclic subgroup is a basis for the regular representation of this group;<sup>79</sup> they generate a representation that contains each irreducible representation of the group once and with equal weight. Consequently, it is always possible to construct symmetry-adapted rotational states out of localised rotational states, and each of these symmetry-adapted rotational states is a superposition of all localised rotational states that are interconverted by the operations of the respective cyclic subgroup of  $G^{\text{psms}}$ .<sup>79</sup>

Moreover, the functions that transform irreducible in the cyclic subgroups of  $G^{\text{psms}}$ , such as Eq. 39a, Eq. 39b, Eq. 42a, and Eq. 42b, do not have to transform irreducible in the permutation subgroups or the full MS group. To show that localised states are unphysical representations of molecules with feasible permutations of identical nuclei, it suffices to proof that they are linear combinations of functions that transform irreducible in the subgroups  $C_n(M)$  and  $C_2^\perp(M)$ , as the following discussion shows.

## The impossibility of localised states revisited

So far we have only shown that localised rotational states are superposition states of different symmetries, if they are classified according to cyclic subgroups of the permutation subgroup of the MS group of the molecule. To make plausible why they represent unphysical states of the molecule, we need to discuss the following three aspects:

- 1) If the nuclei that are permuted by the operations of a cyclic subgroup of  $G^{\text{psms}}$  carry zero spin, only one nuclear spin isomer exists in this subgroup. If the nuclei carry non-zero spin, every possible nuclear spin isomer exists, *i.e.* every symmetry-allowed combination of nuclear spin states and spatial states is realised.
- 2) If the nuclei that are permuted by the operations of the cyclic subgroup carry zero spin, localised states are symmetry-forbidden. If the nuclei carry non-zero spin, spatially confined nuclear wave packets are superpositions of eigenstates belonging to different nuclear spin isomers.
- 3) If couplings and correlations between nuclear spins and rotational motions are negligible, and the existence of stable nuclear spin isomers is a reasonable assumption, localised states are unphysical. They cannot be created by external interactions on the time-scale of typical experiments on molecular control if the nuclei are treated as quantum objects.

In the following, we focus on the physical implications each of these statements have for the localisation of nuclei in space; the relevant proofs we have presented elsewhere. [79](#)

(a) *On the symmetry of nuclear spin states* Let us consider the case of  $G^{\text{psms}}$  being cyclic first. A molecule for which the operations of a cyclic  $G^{\text{psms}}$  only permutes nuclei with zero spin, the nuclear spin functions always transform according to the totally symmetric representation,  $\Gamma_{\text{ts}}$ , in  $G^{\text{psms}}$ . [79](#) This argument is valid even if the molecule contains nuclei with non-zero spin, but which are not permuted by the operations of  $G^{\text{psms}}$ .

If, however, the permuted nuclei carry non-zero spin, for each irreducible representation of  $G^{\text{psms}}$ , we find at least one nuclear spin function that forms a basis for this representation. In other words, the representation that is generated by the set of all nuclear spin functions,  $\Gamma^{\text{nu.sp}}$ , always contains the regular representation of  $G^{\text{psms}}$ . [79](#)

Although the arguments in Ref. 79 are exemplified for single nuclei, they equally apply to molecules for which the permutations of  $G^{\text{psms}}$  refer to rigid fragments of the molecule, like for iodobenzene with  $G^{\text{psms}} \cong C_2(\text{M})$ ; see Fig. 2. Then, however, the representation of  $\Gamma^{\text{nu.sp}}$  is identical to  $\Gamma_{\text{ts}}$  only if *all* nuclei that are permuted by the operations of  $G^{\text{psms}}$  carry non-zero spin. Otherwise,  $\Gamma^{\text{nu.sp}}$  always contains the regular representation of  $G^{\text{psms}}$ .

If  $G^{\text{psms}}$  is not cyclic, for rigid molecules, it is still possible to decompose  $G^{\text{psms}}$  into cyclic subgroups; see Eq. 36a and Eq. 36b as well as the discussion in Section 2, Subsection C and Subsection D. Therefore, the arguments of the preceding paragraph also apply to the molecules of this type, because we can analyse their nuclear spin states separately in each cyclic subgroup of  $G^{\text{psms}}$ .

An illustrative example is again  $C_2F_4$ . We consider natural isotopes,  $I(^{12}C) = 0$  and  $I(^{19}F) = 1/2$ , and specify every non-symmetrised nuclear spin state by the quadruplet  $(m_{I_1}, m_{I_2}, m_{I_3}, m_{I_4})$  with  $m_{I_i} = \pm 1/2$ ; see Fig. 8 for the labelling of identical nuclei. These sixteen nuclear spin states form a basis for the representations of the groups  $C_2(M)$  and  $C_2^\perp(M)$  from Eq. 37a and Eq. 37b, respectively. [53,79](#)

Consider, for example, the nuclear spin states  $(-1/2, 1/2, 1/2, -1/2)$  and  $(1/2, -1/2, -1/2, 1/2)$ . Since

$$\text{Eq. 44a} \quad (-1/2, 1/2, 1/2, -1/2) \xrightarrow{(12)(34)} (1/2, -1/2, -1/2, 1/2)$$

$$\text{Eq. 44b} \quad (1/2, -1/2, -1/2, 1/2) \xrightarrow{(12)(34)} (-1/2, 1/2, 1/2, -1/2),$$

they form a basis for the representation

$$\text{Eq. 45} \quad \Gamma_{\text{reg}, C_2}^{\text{nu.sp}} = A_\chi \oplus B_\chi$$

in  $C_2(M)$ . Likewise, the states  $(-1/2, 1/2, -1/2, 1/2)$  and  $(1/2, -1/2, 1/2, -1/2)$  form a basis for

$$\text{Eq. 46} \quad \Gamma_{\text{reg}, C_2^\perp}^{\text{nu.sp}} = A_\theta \oplus B_\theta,$$

because

$$\text{Eq. 47a} \quad (-1/2, 1/2, -1/2, 1/2) \xrightarrow{(14)(23)(56)} (1/2, -1/2, 1/2, -1/2)$$

$$\text{Eq. 47b} \quad (1/2, -1/2, 1/2, -1/2) \xrightarrow{(14)(23)(56)} (-1/2, 1/2, -1/2, 1/2).$$

Consequently, for all irreducible representations in  $C_2(M)$  and  $C_2^\perp(M)$ , we find nuclear spin states of  $C_2F_4$  that form a basis for these irreducible representations.

Here, we have limited the symmetry analysis of the nuclear spin states to subgroups of  $G^{\text{psms}}$  only. Properly identifying the observable nuclear spin isomers of a molecule, however, requires the use of the full permutation subgroup of the MS group. [62,79,80](#) Yet, in case  $G^{\text{psms}}$  is not cyclic, we can apply the method of (inverse) correlation to relate the symmetries of the nuclear spin states in the subgroups  $C_n(M)$  and  $C_2^\perp(M)$  with the irreducible representations of  $G^{\text{psms}}$ . [53](#) By doing so, we are able to show that the nuclear spin functions transforming irreducible in  $C_n(M)$  and  $C_2^\perp(M)$  can be associated with the nuclear spin isomers of the molecule. We return to this aspect at the end of next paragraph.

*(b) Localised states as superpositions of different nuclear spin isomer states* The spin-statistics theorem allows us to identify each nuclear spin function with one nuclear spin isomer, because it only permits combinations of spatial states and nuclear spin states that fulfil Eq. 31. Since these combinations are unique in  $G^{\text{psms}}$  (and its subgroups), each spatial state that transforms irreducible in  $G^{\text{psms}}$  represents a nuclear spin isomer of the molecule.

Showing that localised states are superpositions of states representing different observable nuclear spin isomers is straightforward for molecules whose permutation subgroup of the MS group,  $G^{\text{psms}}$ , is cyclic. A textbook example for this case is  $NF_3$  with  $G^{\text{psms}} = C_3(M)$ , and  $I(^{14}N) = 1$ ,  $I(^{19}F) = 1/2$ ; see Fig. 6 for three classical configurations. As Eq. 34 shows, any of the localised states identified with these classical configurations is a superposition of rotational states of different symmetries in  $C_3(M)$ . The spin states of the three fluorine nuclei span the representation [53,86](#)

$$\text{Eq. 48} \quad \Gamma^{\text{nu.sp}} = 4A \oplus 2E_1 \oplus 2E_2.$$

Since any molecular state has to transform according to  $\Gamma^{\text{mol}} = A$ ,  $\text{NF}_3$  occurs in form of three nuclear spin isomers<sup>86</sup>

$$\text{Eq. 49} \quad A[A] \quad E_1[E_2] \quad E_2[E_1] ;$$

see Eq. 31. Consequently, the three symmetry-adapted rotational functions forming the localised states in Eq. 34 represent the three different nuclear spin isomers of  $\text{NF}_3$ .

An illustrative example for a molecule with permuted nuclei of zero spin is  $\text{CO}_2$  with  $G^{\text{psms}} = C_2(M)$ , and  $I(^{12}\text{C}) = 0$ ,  $I(^{16}\text{O}) = 0$ . For  $\text{CO}_2$ , only one totally symmetric nuclear spin state exist. Since any molecular state has to be totally symmetric too to fulfil the spin-statistics theorem, only totally symmetric rotational states are symmetry-allowed; see Eq. 31. Hence, for  $\text{CO}_2$  localised states *principally* cannot exist, because the existence of rotational states belonging to different  $\Gamma^{\text{rot}}$  in  $G^{\text{psms}}$  is a necessary condition for forming localised states.

If  $G^{\text{psms}}$  is not cyclic, but decomposes into cyclic subgroups, using the method of (inverse) correlation allows us to show that localised states are superpositions of different nuclear spin isomer states. In case of  $\text{C}_2\text{F}_4$ , for example, the full permutation subgroup of the MS group is  $D_2(M)$  with irreducible representations  $A$ ,  $B_a$ ,  $B_b$ , and  $B_c$ .<sup>62</sup> In  $D_2(M)$ , the sixteen nuclear spin states of  $\text{C}_2\text{F}_4$  span the representation

$$\text{Eq. 50} \quad \Gamma^{\text{nu.sp}} = 7A \oplus 3B_a \oplus 3B_b \oplus 3B_c ,$$

and Eq. 31 shows us that there are four observable nuclear spin isomers of  $\text{C}_2\text{F}_4$ ,<sup>62</sup>

$$\text{Eq. 51} \quad A[A] \quad B_a[B_a] \quad B_b[B_b] \quad B_c[B_c] .$$

However, the symmetry-adapted states in Eq. 40a, Eq. 40b, Eq. 43a, and Eq. 43b, which form the localised states in  $\chi$  and  $\theta$ , have been classified according to the subgroups  $C_2(M)$  and  $C_2^\perp(M)$ . To identify how the nuclear spin isomers from Eq. 51 are related to the spatial wave functions in Eq. 40a, Eq. 40b, Eq. 43a, and Eq. 43b, we have to use the method of correlation.<sup>53</sup>

Correlating the irreducible representations of  $D_2(M)$  and  $C_2(M)$  gives<sup>62</sup>

$$\text{Eq. 52a} \quad (A, B_a) \rightarrow A_\chi$$

$$\text{Eq. 52b} \quad (B_b, B_c) \rightarrow B_\chi .$$

Hence, rotational functions with  $A_\chi$ -symmetry in  $C_2(M)$  represent either the nuclear spin isomer  $A[A]$  or  $B_a[B_a]$ , while rotational functions with symmetry  $B_\chi$  in  $C_2(M)$  belong to the nuclear spin isomer  $B_b[B_b]$  or  $B_c[B_c]$ . Analogously, we can correlate the irreducible representations of  $D_2(M)$  with the irreducible representations of  $C_2^\perp(M)$  to find<sup>62</sup>

$$\text{Eq. 53a} \quad (A, B_c) \rightarrow A_\theta$$

$$\text{Eq. 53b} \quad (B_a, B_b) \rightarrow B_\theta .$$

Equation 53 shows that rotational functions with  $A_\chi$ -symmetry in  $C_2^\perp(M)$  belong either to the nuclear spin isomer  $A[A]$  or  $B_c[B_c]$ , and rotational functions with symmetry  $B_\theta$  in  $C_2^\perp(M)$  represent the nuclear spin isomer  $B_b[B_b]$  or  $B_c[B_c]$ . Consequently, also in case  $G^{\text{psms}}$  decomposes into cyclic subgroups, localised states are superpositions of states belonging to different nuclear spin isomers.



(c) *No frozen nuclei for stable nuclear spin isomers* Such superpositions, however, are not physical on the time-scales of molecular control experiments, simply because they cannot be created deliberately.<sup>79</sup> As the discussion from the preceding paragraphs shows, to create localised states we have to be able to superimpose rotational states of different symmetries  $\Gamma^{\text{rot}}$  in  $G^{\text{psms}}$  such that each symmetry-adapted state contributes with the same weight. Two strategies are possible to excite such states within the framework of the frozen-nuclei approximation: either by exciting rotational states of different symmetries directly with laser fields; or indirectly by superimposing nuclear spin states belonging to different  $\Gamma^{\text{nu.sp}}$  with magnetic fields. As we discuss in the following, both strategies fail.

The direct approach cannot work because of the permutational symmetry of molecules in electromagnetic fields. If Eq. 28 is valid, exciting localised states is not possible, because any interaction that creates superpositions of states with different  $\Gamma^{\text{rot}}$  in  $G^{\text{psms}}$  must be able to break the permutational symmetry of the system. Electromagnetic fields only break the inversion symmetry, but permutations remain symmetry operations.<sup>55</sup> Thus, the permutation subgroup of the MS group remains a symmetry group in the presence of the laser field, and the respective field-matter Hamiltonian can only couple rotational states belonging to the same irreducible representation in  $G^{\text{psms}}$ .<sup>55,79</sup> Mixing rotational states directly is therefore not possible if we assume that the rotational motions are adiabatically separated from other molecular motions. Consequently, the first strategy for creating localised states fails.

Although most studies on strong-field control assume Eq. 28 to be valid, the frozen-nuclei approximation does not have to include the separation of nuclear spin states and spatial motions. It is possible to couple rotational motions with nuclear spins, if, for example, the dipolar interaction or the spin-rotation coupling is included in the description of the nuclei.<sup>49,86</sup> Due to the symmetry properties of the molecular tensors describing these interactions, including them creates superposition states of different  $\Gamma^{\text{nu.sp}}$ —and hence, of different rotational symmetries in  $G^{\text{psms}}$ . This is the premise of the second strategy for creating localised states.

Usually, however, couplings of rotational motions and nuclear spins are very small, and nuclear spin conversion is an extremely slow process compared to the excitation of coherent molecular motions.<sup>49,86</sup> Although nuclear spin converting effects can be amplified with magnetic fields,<sup>86</sup> preparing superpositions of states belonging to different nuclear spin isomers is only possible on time-scales that are much longer than the time-scale on which molecular rotations typically take place. Hence, decoherence effects due to interactions with the environment<sup>87</sup> would jeopardize any attempt to create localised states.<sup>49,86</sup> Moreover, the superpositions created by the magnetic field do not fulfil the condition that every rotational state shall contribute with equal weight.<sup>79,86</sup> This follows from the fact that within a magnetic field, the MS group remains a true symmetry group.<sup>55</sup> As a consequence, it is not possible to directly change the nuclear spin symmetry, but only indirectly by employing the dipolar interaction or the spin-rotation coupling. These couplings, however, do only occur between specific combinations of rotational and nuclear spin states, not between all of them.<sup>86</sup> Thus, if at all, a magnetic field could only create a partial localisation.

For these two reasons, the frozen-nuclei-approximation fails to describe nuclei that are confined in strong laser fields. To adequately simulate systems with hindered nuclear motion, we either have to use properly (anti-)symmetrised rotational states, or we need to go beyond the frozen-nuclei approximation and extend the present theories to explain why localised rotational states are reasonable descriptions for molecules with feasible permutations of identical nuclei. Both approaches, however, significantly deviate from the assumptions scientists make in the context of molecular control.

## §D A note on non-rigid molecules

We insisted many times that the deliberations we make and the conclusions we draw in the present paper are limited to rigid molecules. Many interesting phenomena in molecular physics and chemistry, however, are related to molecules that cannot be described by the concepts used for rigid molecules, be it intramolecular motions and molecular rotors, photochemistry, or charge-transfer phenomena. To theoretically describe these non-rigid molecules with large amplitude internal motions, many works rely on frozen-nuclei approximations, too.

Yet, treating non-rigid molecules theoretically is far more difficult than rigid molecules: neither a systematic analysis of their MS groups exists, nor the derivation of the zero-order Hamiltonian is standardized. For non-rigid molecules, different procedures for defining the molecule-fixed coordinate system have been developed.<sup>53,54,69,88–93</sup> Depending on the method, the rotational and contortional degrees have different meanings, and the MS group might have to be modified if a specific method is used.<sup>82,91,93</sup> Both the diversity of methods and the sophisticated structure of their MS groups make general statements about the validity of the frozen-nuclei approximation for non-rigid molecules challenging.

Still, we can argue that at least full rotational localisation is not possible also for non-rigid molecules. Each MS group  $G^{\text{ms}}$  of a molecule with large-amplitude internal motions can be expanded according to<sup>77</sup>

$$\text{Eq. 54} \quad G^{\text{ms}} = G^{\text{eq}} \cup \hat{\mathcal{F}}_2 G^{\text{eq}} \cup \dots \cup \hat{\mathcal{F}}_{n_V} G^{\text{eq}} = \bigcup_{i=1}^{n_V} \hat{\mathcal{F}}_i G^{\text{eq}} \quad \text{with} \quad \hat{\mathcal{F}}_1 \equiv E.$$

In Eq. 54, the group  $G^{\text{eq}}$  is the MS group of the rigid energy minimum structure of the non-rigid molecule; it is isomorphic to the molecular point group of the electronic energy minimum structure.<sup>50,51</sup> The operators  $\hat{\mathcal{F}}_i$  transform the reference version 1 into version  $i$ , i.e. they are permutations or permutation-inversions interconverting the  $n_V$  versions of the molecule that are separated by superable energy barriers.<sup>53,77</sup>

As the expansion Eq. 54 shows, the MS group of the rigid energy minimum structure,  $G^{\text{eq}}$ , is a subgroup of the full MS group.<sup>53,54,77,89,90</sup> Due to the isomorphism of  $G^{\text{eq}}$  and the respective molecular point group, the arguments we present in Section 2 and this section also apply to the group  $G^{\text{eq}}$ . This suggests that at least with respect to the operations of  $G^{\text{eq}}$ , localised rotational states are not possible for non-rigid molecules as well: symmetry-adapted rotational states, if classified according to the irreducible representations of the permutation subgroup of  $G^{\text{eq}}$ , represent different nuclear spin isomers of the non-rigid molecule, and superpositions of these states, such as localised states, are unphysical representations of the molecule.

The problem with this argument, however, is that for a non-rigid molecule, we cannot say with certainty what the meaning of the operations in Eq. 54 is, because their interpretation strongly depends on the definition of the molecule-fixed coordinate system.<sup>53,69,88,91</sup> Hence, solely from the structure of the MS group, we cannot conclude according to which irreducible representations the rotational wave functions transform. There are examples of which also the operations  $\hat{\mathcal{F}}_i$  change the rotational coordinate, and not the conformational coordinate alone.<sup>53,93</sup> In a future publication, we will address this issue by discussing examples of contemporary research on molecular torsions.<sup>94</sup> A related discussion on non-rigid molecules with observable inversions was given recently.<sup>95</sup>

## SE Freezing nuclei is not an approximation, but a theory reduction

When reading books about molecular physics and theoretical chemistry, it is almost impossible not to be confronted with the idea that the prominent approach of BORN and OPPENHEIMER to calculating molecular eigenstates<sup>96,97</sup> is an approximation. Yet, in the literature on the philosophy of theoretical chemistry, it has long been argued that the adiabatic separation of nuclear and electronic motions means more than that.<sup>22-27,29,98</sup> Instead, the BORN-OPPENHEIMER programme is better understood as a weak theory reduction from a quantum to a classical treatment of the nuclei. By reducing the theoretical description to classical mechanics and treating the nuclei as distinguishable objects, molecular structures arise as an emergent—classical—property of the molecule.<sup>23,29</sup>

The term approximation, these papers point out, is neither mathematically<sup>98-101</sup> nor conceptually<sup>23,29</sup> correct. Mathematically, the Born and Oppenheimer is an asymptotic expansion in terms of the ratio  $\varsigma = (m/M)^{1/4}$ , where  $m$  is the mass of an electron and  $M$  is a mean nuclear mass of the molecular system. The point  $\varsigma = 0$  is singular and therefore leads to a discontinuous change in the description of the molecule. Instead of treating the nuclei as quantum objects, they are considered as classical particles in the limit of  $\varsigma \rightarrow 0$ , which ultimately allows us to speak of a molecular structure.<sup>23,29</sup>

These arguments apply to the frozen-nuclei approximation alike.<sup>98</sup> Because the change from a localised rotational state to a classical configuration is discontinuous, it is not only incorrect to assume that it would smoothly converge into the classical configuration if only the external interaction is strong enough; see also Section 2, Subsection E. It also shows that the nuclei are considered qualitatively different. Since they are described as classical objects at this level of theory, neither we can motivate the existence of nuclear spin isomers, nor we can understand why localised states are physically wrong. Hence, if the frozen-nuclei approximation should be of any merit for describing experiments on molecular control, we need to make plausible why it is legitimate to describe the nuclei as (quasi-)classical objects.

## 4. Conclusion: (anti-)symmetrisation is necessary—twice

In this paper, we have shown that the frozen-nuclei approximation is an unphysical description of rigid molecules with identical nuclei. Because the quantum analogue of frozen nuclei, a localised rotational state, is a superposition of states belonging to different nuclear spin isomers of the molecule, it is either symmetry-forbidden, or it cannot be

created on the time-scale of typical experiments on molecular control. The deeper reason for this inherent flaw is that the “frozen-nuclei approximation” is a theory reduction rather than an approximation, which treats the nuclei of the molecule as classical particles. Therefore, it cannot account for the indistinguishability of identical nuclei, the existence of nuclear spin isomers, and the impossibility of localised rotational states.

Consequently, for molecules with identical nuclei, the conventional approaches to molecular control need to be extended. An obvious example is the orbital tomography of symmetric molecules, like CO<sub>2</sub>. The alleged reconstruction of molecular orbitals not only relies on the assumption that the electronic wave function decomposes into one-electron functions.<sup>12,14,16,19–21</sup> It also assumes that it is justified to freeze the nuclei at their equilibrium configuration to eliminate the dependence of orbitals on the nuclear coordinates. As our argument shows, however, this assumption is wrong. Because nuclear wave functions have to obey the spin-statistics theorem, too, it is impossible to describe CO<sub>2</sub> by a localised rotational state. Instead, rotational states must be symmetry-adapted with respect to the operations of the permutation subgroup of the MS group, even in strong electromagnetic fields. Yet, symmetry-adapted states are necessarily delocalised in the rotational manifold, and hence, we have to take into account that minima corresponding to different potential-dressed versions are equally populated. As a consequence, we must not consider one particular classical configuration for the nuclei, but we only can, if at all, measure orbitals that are averaged over all potential-dressed versions of the molecule.

Another area of research for which the failure of the frozen-nuclei approximation is crucial is the contortional control of polyatomic molecules.<sup>64,79</sup> Models for describing internal motions in molecules, such as torsions or pseudo-rotations, often rely on the assumption that slow rotational motions can be considered as frozen over the course of the simulated contortional motion; see in particular Ref. 64 for an analysis and the references therein for examples. Many of the studied systems, however, exist in form of distinct potential-dressed versions, and applying the frozen-nuclei approximation is equivalent to choosing one of them and ignoring the consequences of the spin-statistics theorem. Hence, in particular in the context of directed motions, it is necessary to re-evaluate the premises of the models on contortional control to judge if they can account for the impossibility of localised rotational states.<sup>74</sup>

And yet, the fact that conventional models of molecular control fail in case they rely on the frozen-nuclei approximation is not the only conclusion we can draw from the impossibility of localised rotational states for molecules with stable nuclear spin isomers. Under the condition that the nuclei of a molecule can be treated as (quasi-)classical objects, our discussion shows, the frozen-nuclei approximation is appropriate. Hence, if it was possible to explain why such quasi-classical states of the nuclei exist, and why from all possible basis sets spatial position plays a special role,<sup>102</sup> the localisation of molecules would appear as reasonable assumption. The environment-induced superselection of a preferred basis approach<sup>47,87</sup> might offer such explanation.

But no matter if spatial states are preferred or not, our conclusions show that results based on conventional models of molecular control employing the frozen-nuclei approximation have to be treated with care. For motions that can be described in terms of permutations of identical nuclei, models relying on localised states are ignorant about the quantum

properties of nuclei. They cannot account for what might be decisive to properly understand the molecule under control: that nuclear wave functions have to obey the spin-statistics theorem, too.  $\square$

## X. Appendix: Some useful characteristics of MS-groups

Some of the arguments we have presented in [Section 2](#) are not only valid for rigid molecules, but can be generalised to any type of MS group. Specifically, the typology of MS groups makes it easier to identify nuclear spin isomers in particular and allows for making conclusions about molecular observables in general.

### §A MS groups and point group operations

To understand the typology introduced in [Section 2](#), it is important to recall some basic rules on the relationship of the operations of the MS group and point group operations.

For rigid molecules, to each permutation or permutation-inversion  $O^{\text{ms}}$  in [Eq. 11](#) a different point-group operation  $O^{\text{pg}}$  belongs. As shown by HOUGEN, the complete set of operations constitutes the point-group of the rigid molecule; [50,51](#) see also the book of STEINBORN. [66](#)

Only because of this isomorphism of the MS group and the point group of the rigid molecule, it is possible to map the operations of the MS group unambiguously on the operations of the respective molecular point group. The rules for this mapping are as follows: Permutations  $\mathcal{P}$  in the MS group correspond to proper rotation operations  $\hat{C}_n$  in the molecular point group, while permutation-inversions  $\mathcal{P}^*$  are equivalent to improper rotation operations  $\hat{S}_n$ . Additionally, proper and improper rotations of order  $n$  can be mapped only on permutations and permutation-inversions consisting of disjoint cycles with length  $n$ , respectively. [50,51,53](#)

It is important to understand that  $\hat{C}_n$  does *not physically rotate* the molecule; it only rotates the vibronic *coordinates* about the molecule-fixed  $e_z$ -axis by the angle  $\eta = 2\pi/n$ . Conversely, the equivalent rotations  $\mathcal{R}^{\text{eq}}$  change the rotational coordinates by rotating the molecule-fixed *axes*. For rotations about the  $e_z$ -axis, we can furthermore say: If  $\mathcal{R}^{\text{eq}} = \mathcal{R}_z^\beta$ , see [Eq. 12b](#), the corresponding point group operation rotates the vibronic coordinates by the angle  $\eta = 2\pi - \beta$  about the molecule-fixed  $e_z$ -axis. [60](#)

For improper rotation operations, the following rules hold:  $\hat{S}_1 \equiv \hat{\sigma}_{\text{mol}}$  and  $\hat{S}_2 \equiv \hat{i}$ . Here,  $\hat{\sigma}_{\text{mol}}$  is a mirror plane being perpendicular to the highest axis of rotation. For any improper rotation of higher order,  $\hat{S}_n = \hat{C}_n \cdot \sigma_{\text{mol}}$ , with the rules for the operations  $\hat{C}_n$  being specified in the preceding paragraph. We stress that the inversion  $E^*$  does *not* correspond to the inversion operation in the point group, but to the reflection at the molecular plane  $\hat{\sigma}_{\text{mol}}$ . [60](#)

Further, these rules are only valid for rigid molecules. For non-rigid molecules, a permutation  $\mathcal{P}$  or a permutation-inversion  $\mathcal{P}^*$  might only change the conformational coordinates, leaving the rotational and vibronic coordinates of the molecule unaffected. Moreover, the meaning of the operations of the MS group in terms of molecular coordinates, in

general, depends on which method is used to set up the zero-order Hamiltonian. Unlike for rigid molecules, the molecule-fixed coordinate system is not defined uniquely; different definitions of this coordinate system lead to different geometrical interpretations of the operations. [53,91](#)

## SB A typology of MS groups

As pointed out in [Subsection C of Section 2](#), any MS group falls into one of the following three categories: *type-I*, *type-II<sup>a</sup>*, or *type-II<sup>b</sup>*. This typology is based on how the permutation subgroup  $G^{\text{psms}}$  relates to the full MS group of the molecule.

For MS groups of *type-I*, this relation is simple:  $G^{\text{psms}}$  is an improper subgroup of  $G_I^{\text{ms}}$ , because these MS groups do not contain any permutation-inversions. For MS groups of *type-II<sup>a</sup>*, we stated that they can be written as a direct product of the permutation subgroup and the inversion group, while for MS groups of *type-II<sup>b</sup>* this is not possible. As we point out in the following, their structure is a direct consequence of the inversion  $E^*$  being a feasible operation or not.

For MS groups of *type-II<sup>a</sup>*, the inversion  $E^*$  is feasible. If  $E^*$  is feasible, the MS group must contain for each permutation  $\mathcal{P}$  the corresponding permutation-inversion  $\mathcal{P}^*$ . For the following reason: Any permutation-inversion  $\mathcal{P}^*$  can be written as

$$\text{Eq. 55} \quad \mathcal{P}^* = \mathcal{P}E^* = E^*\mathcal{P},$$

where  $\mathcal{P}$  is a pure permutation of identical nuclei. If  $E^*$  is feasible, the element

$$\text{Eq. 56} \quad E^*\mathcal{P}^* = E^*E^*\mathcal{P} = \mathcal{P}$$

must also be in the MS group, otherwise the group axioms would not be fulfilled. [68](#) Hence, since  $\mathcal{P}^*$  is an arbitrary but feasible permutation-inversion, its corresponding permutation  $\mathcal{P}$  must be feasible, too. Since furthermore  $\{E, E^*\}$  and  $G^{\text{psms}}$  both form normal subgroups of  $G^{\text{ms}}$ , and both have only the identity  $E$  in common, the complete MS group can be written as [Eq. 13a](#). [75](#)

In MS groups of *type-II<sup>b</sup>*, the inversion  $E^*$  is not feasible. Here, the MS group contains for none of the feasible permutations  $\mathcal{P}$  the corresponding permutation-inversion  $\mathcal{P}^*$ . Per definition, the only way of obtaining  $\mathcal{P}^*$  from  $\mathcal{P}$  is by combining  $\mathcal{P}$  and  $E^*$ . [53](#) Yet, if  $E^*$  is not feasible, it is not possible to obtain  $\mathcal{P}^*$  by combining  $\mathcal{P}$  with any element of the MS group. Thus, if  $\mathcal{P}^*$  is feasible, for MS groups of *type-II<sup>b</sup>*,  $\mathcal{P}$  is not, and *vice versa*. Nevertheless, the permutation subgroup  $G^{\text{psms}}$  still forms an invariant subgroup of the MS group, but it can no longer be written as a direct product, see [Eq. 13b](#).

Since the arguments are independent of the geometrical realization of the operations of the MS group, the results apply to any MS group, irrespectively of the molecule being rigid or non-rigid.



## On the irreducible representations of MS groups

The structure of MS groups has direct consequences for the labelling of their irreducible representations. If  $\Gamma_\alpha$  specifies an irreducible representation of the permutation subgroup, for the irreducible representations of the MS group holds the following:

*Type-I* The irreducible representations of the MS group can be chosen to be identical to  $\Gamma_\alpha$ .

*Type-II<sup>a</sup>* The irreducible representations of  $G^{\text{ms}}$  can be labelled according to  $\Gamma_{\alpha,\pm}$ . Here, for the characters of  $\Gamma_{\alpha,\pm}$ , [53](#)

$$\text{Eq. 57} \quad \zeta^{\Gamma_{\alpha,\pm}}[\mathcal{P}^*] = \pm \zeta^{\Gamma_{\alpha,\pm}}[\mathcal{P}] ,$$

and no extra degeneracies are introduced by including the inversion operation  $E^*$ . Moreover, the irreducible representations of the MS group correlate with the irreducible representations of its permutation subgroup according to

$$\text{Eq. 58} \quad \Gamma_{\alpha,\pm} \xrightarrow{G^{\text{ms}} \rightarrow G^{\text{psms}}} \Gamma_\alpha .$$

*Type-II<sup>b</sup>* There is no general correlation scheme between  $\Gamma_\alpha$  and the irreducible representations of the MS group. In particular, it is possible that two (or more) irreducible representations of  $G^{\text{psms}}$  correlate with only one irreducible representation in the MS group. Therefore, including permutation-inversions might introduce additional degeneracies.

For identifying nuclear spin isomers, this is in particular important. Often, the states of the molecular system can be classified in the MS group, but only using the permutation subgroup allows for uniquely defining the nuclear spin isomers of molecules. While for molecules belonging to MS groups of *type-I* or *type-II<sup>a</sup>* it is still possible to uniquely define the nuclear spin isomers of the molecule in the MS group, for groups of *type-II<sup>b</sup>* this is no longer possible. To identify the nuclear spin isomers of a molecule belonging to MS groups of *type-II<sup>b</sup>*, we then have to use the method of inverse correlation, [53,62,80](#); see Ref. 62 and 80 for examples.

## References

- 1 | B. FRIEDRICH/D. R. HERSCHBACH "On the possibility of orienting rotationally cooled polar molecules in an electric field". *Zeitschrift für Physik D* **18** (1991), 153–161. [DOI](#) (cit. on pp. 1/3–6/20)
- 2 | H. STAPELFELDT/T. SEIDEMAN "Colloquium: Aligning molecules with strong laser pulses". *Reviews of Modern Physics* **75** (2003), 543–557. [DOI](#) (cit. on pp. 1/3–5)
- 3 | T. SEIDEMAN/E. HAMILTON "Nonadiabatic alignment by intense pulses: Concepts, theory, and directions". *Advances in Atomic, Molecular and Optical Physics* **52** (2005), 289–329. [DOI](#) (cit. on pp. 1/4/5/20)
- 4 | M. LEMESHKO/R. V. KREMS/J. M. DOYLE/S. KAIS "Manipulation of molecules with electromagnetic fields". *Molecular Physics* **111** (2013), 1648–1682. [DOI](#) (cit. on pp. 1/3–5)
- 5 | M. J. J. VRAKKING "Attosecond imaging". *Physical Chemistry Chemical Physics* **16** (2014), 2775–2789. [DOI](#) (cit. on pp. 1/2)

- 6 | K. RAMASESHA/S. R. LEONE/D. M. NEUMARK "Real-time probing of electron dynamics using attosecond time-resolved spectroscopy". *Annual Review of Physical Chemistry* **67** (2016), 41–63. [↗](#) (cit. on pp. 1/2)
- 7 | G. S. KOTTAS/L. I. CLARKE/D. HORINEK/J. MICHL "Artificial molecular rotors". *Chemical Reviews* **105** (2005), 1281–1376. [↗](#) (cit. on p. 1)
- 8 | B. L. FERGINGA "The art of building small: From molecular switches to motors". *Angewandte Chemie International Edition* **56** (2017), 11060–11078. [↗](#) (cit. on p. 1)
- 9 | J. F. STODDART "Mechanically interlocked molecules (MIMs)-molecular shuttles, switches, and machines". *Angewandte Chemie International Edition* **56** (2017), 11094–11125. [↗](#) (cit. on p. 1)
- 10 | J. F. OGILVIE "The nature of the chemical bond – 1990: There are no such things as orbitals!" *Journal of Chemical Education* **67** (1990), 280–289. [↗](#) (cit. on pp. 1/2)
- 11 | E. R. SCERRI "The failure of reduction and how to resist disunity of the sciences in the context of chemical education". *Science and Education* **9** (2000), 405–425. [↗](#) (cit. on pp. 1/2)
- 12 | E. R. SCERRI "The recently claimed observation of atomic orbitals and some related philosophical issues". *Philosophy of Science* **68** (2001), S76–S88. [↗](#) (cit. on pp. 1/2/30)
- 13 | J. M. ZUO/M. O'KEEFE/J. C. H. SPENCE "Have orbitals really been observed?" *Journal of Chemical Education* **78** (2001), 877. [↗](#) (cit. on p. 1)
- 14 | W. H. E. SCHWARZ "Measuring orbitals: provocation or reality?" *Angewandte Chemie International Edition* **45.10** (2006), 1508–1517. [↗](#) (cit. on pp. 1/2/30)
- 15 | V. N. OSTROVSKY "Towards a philosophy of approximations in the 'exact' sciences". *HYLE – International Journal for Philosophy of Chemistry* **11** (2005), 101–126 (cit. on pp. 1/2)
- 16 | M. LABARCA/O. LOMBARDI "Why orbitals do not exist?" *Foundations of Chemistry* **12** (2010), 149–157. [↗](#) (cit. on pp. 1/2/30)
- 17 | P. MULDER "On the alleged non-existence of orbitals". *Studies in History and Philosophy of Science Part B: Studies in History and Philosophy of Modern Physics* **41** (2010), 178–182. [↗](#) (cit. on pp. 1/2)
- 18 | P. MULDER "Are orbitals observable?" *HYLE – International Journal for Philosophy of Chemistry* **17** (2011), 24–35 (cit. on pp. 1/2)
- 19 | J. F. OGILVIE "Is a molecular orbital measurable by means of tomographic imaging?" *Foundations of Chemistry* **13** (2011), 87–91. [↗](#) (cit. on pp. 1/2/30)
- 20 | J. AUTSCHBACH "Orbitals: Some Fiction and Some Facts". *Journal of Chemical Education* **89** (2012), 1032–1040. [↗](#) (cit. on pp. 1/2/30)
- 21 | G. VILLANI/E. GHIBAUDI/L. CERRUTI "The orbital: a pivotal concept in the relationship between chemistry and physics? A comment to the work by Fortin and coauthors". *Foundations of Chemistry* **20** (2017), 89–97. [↗](#) (cit. on pp. 1/30)
- 22 | R. G. WOOLLEY "Quantum theory and molecular structure". *Advances in Physics* **25** (1976), 27–52. [↗](#) (cit. on pp. 1/29)
- 23 | H. PRIMAS "Chemistry, quantum mechanics and reductionism". Berlin, Heidelberg: Springer, 1983. [↗](#) (cit. on pp. 1/2/7/29)
- 24 | S. J. WEININGER "The molecular structure conundrum: Can classical chemistry be reduced to quantum chemistry?" *Journal of Chemical Education* **61** (1984), 939–944. [↗](#) (cit. on pp. 1/29)
- 25 | R. G. WOOLLEY "The molecular structure conundrum". *Journal of Chemical Education* **62** (1985), 1082–1084. [↗](#) (cit. on pp. 1/29)
- 26 | H. PRIMAS "Kann Chemie auf Physik reduziert werden? Erster Teil: Das Molekulare Programm". *Chemie in unserer Zeit* **19** (1985), 109–119. [↗](#) (cit. on pp. 1/7/29)

- 
- 27 | B. T. SUTCLIFFE "The chemical bond and molecular structure". *Journal of Molecular Structure: THEOCHEM* **259** (1992), 29–58. [↗](#) (cit. on pp. 1/29)
- 28 | J. L. RAMSEY "Molecular shape, reduction, explanation and approximate concepts". *Synthese* **111** (1997), 233–251. [↗](#) (cit. on p. 1)
- 29 | H. PRIMAS "Emergence in exact natural science". *Acta Polytechnica Scandinavica* **91** (1998), 83–98. [↗](#) (cit. on pp. 1/2/29)
- 30 | R. F. HENDRY "Ontological reduction and molecular structure". *Studies in History and Philosophy of Science Part B: Studies in History and Philosophy of Modern Physics* **41** (2010), 183–191. [↗](#) (cit. on p. 1)
- 31 | E. MÁTYUS/J. HUTTER/U. MÜLLER-HEROLD/M. REIHER "On the emergence of molecular structure". *Physical Review A* **83** (2011), 052512. [↗](#) (cit. on p. 1)
- 32 | B. T. SUTCLIFFE/R. G. WOOLLEY "On the quantum theory of molecules". *Journal of Chemical Physics* **137**.22 (2012), 22A544. [↗](#) (cit. on p. 1)
- 33 | H. OCHIAI "Does a molecule have structure?" *Foundations of Chemistry* **19** (2017), 197–207. [↗](#) (cit. on p. 1)
- 34 | E. GHIBAUDI/L. CERRUTI/G. VILLANI "Structure, shape, topology: entangled concepts in molecular chemistry". *Foundations of Chemistry* **22** (2019), 279–307. [↗](#) (cit. on p. 1)
- 35 | M. F. KLING/M.J.J. VRACKING "Attosecond electron dynamics". *Annual Review of Physical Chemistry* **59** (2008), 463–492. [↗](#) (cit. on pp. 1/2)
- 36 | T. BREDTMANN/D. J. DIESTLER/S.-D. LI/J. MANZ/J. F. PÉREZ-TORRES/W.-J. TIAN/Y.-B. WU/Y. YANG/H.-J. ZHAI "Quantum theory of concerted electronic and nuclear fluxes associated with adiabatic intramolecular processes". *Physical Chemistry Chemical Physics* **17** (2015), 29421–29464. [↗](#) (cit. on p. 1)
- 37 | M. WEISBERG/P. NEEDHAM/R. HENDRY "Philosophy of Chemistry". In: *The Stanford Encyclopedia of Philosophy* (Winter 2016 Edition). Ed. by E. N. ZALTA. 2016. [↗](#) (cit. on p. 1)
- 38 | H. HETTEMA "The union of Chemistry and Physics". Cham: Springer, 2017. [↗](#) (cit. on p. 1)
- 39 | J. ITATANI/J. LEVESQUE/D. ZEIDLER/HIROMICHI NIKURA/H. PÉPIN/J. C. KIEFFER/P. B. CORKUM/D. M. VILLENEUVE "Tomographic imaging of molecular orbitals". *Nature* **432** (2004), 867–871. [↗](#) (cit. on p. 2)
- 40 | P. H. BUCKSBAUM "The future of attosecond spectroscopy". *Science* **317** (2007), 766–769. [↗](#) (cit. on p. 2)
- 41 | S. HAESSLER/J. CAILLAT/W. BOUTU/C. GIOVANETTI-TEIXEIRA/T. RUCHON/T. AUGUSTE/Z. DIVEKI/P. BREGER/A. MAQUET/B. CARRÉ/3 R. TAÏEB 2/P. SALIÈRES "Attosecond imaging of molecular electronic wavepackets". *Nature Physics* **6** (2010), 200–206. [↗](#) (cit. on p. 2)
- 42 | P. SALIÈRES/A. MAQUET/J. HAESSLER S. ans Caillat/R. TAÏEB "Imaging orbitals with attosecond and Ångström resolutions". *Reports on Progress in Physics* **75** (2012), 062401 (cit. on p. 2)
- 43 | M. SPANNER/S. PATCHKOVSKII "Molecular strong field ionization and high harmonic generation: A selection of computational illustrations". *Chemical Physics* **414** (2013), 10–19. [↗](#) (cit. on p. 2)
- 44 | Z. DIVEKI/R. GUICHARD/J. CAILLAT/A. CAMPER/S. HAESSLER/T. AUGUSTE/T. RUCHON/B. CARRÉ/A. MAQUET/R. TAÏEB/P. SALIÈRES "Molecular orbital tomography from multi-channel harmonic emission in N<sub>2</sub>". *Chemical Physics* **414** (2013), 121–129. [↗](#) (cit. on p. 2)
- 45 | P. PENG/C. MARCEAU/D. M. VILLENEUVE "Attosecond imaging of molecules using high harmonic spectroscopy". *Nature Reviews Physics* **1** (2019), 144–155. [↗](#) (cit. on p. 2)
- 46 | E. R. SCERRI "Have orbitals really been observed?" *Journal of Chemical Education* **77** (2000), 1492–1494. [↗](#) (cit. on p. 2)
- 47 | M. SCHLOSSHAUER "Decoherence, the measurement problem, and interpretations of quantum mechanics". *Reviews of Modern Physics* **76** (2005), 1267–1305. [↗](#) (cit. on pp. 2/30)
- 48 | W. H. E. SCHWARZ "Messung von Orbitalen und Schrödinger-Katzen". *Bunsen-Magazin* **3** (2001), 59–69 (cit. on p. 2)
-

- 49 | P. L. CHAPOVSKY/L. J. F. HERMANS "Nuclear spin conversion in polyatomic molecules". *Annual Review of Physical Chemistry* **50** (1999), 315–345. [\[2\]](#) (cit. on pp. 2/19/27)
- 50 | J. T. HOUGEN "Classification of rotational energy levels for symmetric top molecules". *The Journal of Chemical Physics* **37** (1962), 1433–1441. [\[2\]](#) (cit. on pp. 2/3/6–8/10/28/31)
- 51 | J. T. HOUGEN "Classification of rotational energy levels II". *The Journal of Chemical Physics* **39** (1963), 358–365. [\[2\]](#) (cit. on pp. 2/3/6–8/10/28/31)
- 52 | H. C. LONGUET-HIGGINS "The symmetry groups of non-rigid molecules". *Molecular Physics* **6** (1963), 445–460. [\[2\]](#) (cit. on pp. 2/3/6/7/10/19)
- 53 | P. R. BUNKER/P. JENSEN "Molecular symmetry and spectroscopy". 2nd edition. Ottawa: National Research Council of Canada, 1998 (cit. on pp. 2/3/6–8/10–12/14/17/19–23/25/26/28/29/31–33)
- 54 | G. S. EZRA "Symmetry Properties of Molecules". Springer Berlin Heidelberg, 1982. [\[2\]](#) (cit. on pp. 2/11–13/16/28)
- 55 | J. K. G. WATSON "Molecular rovibronic symmetries in electric and magnetic fields". *Canadian Journal of Physics* **53** (1975), 2210–2220. [\[2\]](#) (cit. on pp. 2/7/14/27)
- 56 | B. FRIEDRICH/D. R. HERSCHBACH "Polarization of molecules induced by intense nonresonant laser fields". *The Journal of Physical Chemistry* **99** (1995), 15686–15693. [\[2\]](#) (cit. on pp. 4–6)
- 57 | F. FILSINGER/J. KÜPPER/G. MEIJER/L. HOLMEGAARD/J. H. NIELSEN/I. NEVO/J. L. HANSEN/H. STAPELFELDT "Quantum-state selection, alignment, and orientation of large molecules using static electric and laser fields". *The Journal of Chemical Physics* **131** (2009), 064309. [\[2\]](#) (cit. on p. 5)
- 58 | N. MOISEYEV/T. SEIDEMAN "Alignment of molecules by lasers: derivation of the Hamiltonian within the  $(t, \tau)$  formalism". *Journal of Physics B: Atomic, Molecular and Optical Physics* **39.9** (2006), L211–L216. [\[2\]](#) (cit. on p. 5)
- 59 | M. ARTAMONOV/T. SEIDEMAN "Theory of three-dimensional alignment by intense laser pulses". *The Journal of Chemical Physics* **128** (2008), 154313. [\[2\]](#) (cit. on p. 5)
- 60 | P. R. BUNKER/P. JENSEN "Fundamentals of molecular symmetry". Bristol/Philadelphia: Institute of Physics Publishing, 2005 (cit. on pp. 6/7/17/20/31)
- 61 | E. B. WILSON/J. C. DECIUS/P. C. CROSS "Molecular vibrations: The theory of infrared and Raman vibrational spectra". New York: Dover, 1980 (cit. on p. 7)
- 62 | T. GROHMANN/M. LEIBSCHER "Nuclear spin selective alignment of ethylene and analogues". *The Journal of Chemical Physics* **134** (2011), 204316. [\[2\]](#) (cit. on pp. 7/22/25/26/33)
- 63 | T. GROHMANN/M. LEIBSCHER/T. SEIDEMAN "Laser controlled torsion: a four-dimensional and the validity of reduced dimensionality models". *Physical Review Letters* **118** (2017), 203201. [\[2\]](#) (cit. on p. 7)
- 64 | T. GROHMANN/T. SEIDEMAN/M. LEIBSCHER "Theory of torsional control for  $G_{16}$ -type molecules". *The Journal of Chemical Physics* **148** (2018), 094304. [\[2\]](#) (cit. on pp. 7/17/30)
- 65 | T. GROHMANN/F. BADER/C. MÜLLER/J. SHAO/J. C. TREMBLAY "On the symmetry of molecules in external potentials". *to be published* (2020) (cit. on pp. 7/9)
- 66 | D. STEINBORN "Symmetrie und Struktur in der Chemie". Weinheim: Wiley - VCH, 1993 (cit. on pp. 7/31)
- 67 | H. PRIMAS/U. MÜLLER-HEROLD "Elementare Quantenchemie". 2<sup>nd</sup> edition. Wiesbaden: Vieweg + Teubner, 1990. [\[2\]](#) (cit. on p. 7)
- 68 | E. P. WIGNER "Group theory and its application to quantum theory". New York: Academic Press, 1959 (cit. on pp. 7/32)
- 69 | D. PAPOUŠEK/M. R. ALIEV "Molecular vibrational-rotational spectra: theory and applications of high resolution infrared microwave and Raman spectroscopy of polyatomic molecules". Vol. 17. Studies in physical and theoretical chemistry. New York: Elsevier, 1982 (cit. on pp. 7/28/29)

- 
- 70 | P. ATKINS/R. FRIEDMAN "Molecular quantum mechanics". 5<sup>th</sup> edition. New York: Oxford University Press, 2010 (cit. on p. 7)
- 71 | M. TINKHAM "Group theory and quantum mechanics". New York: Dover, 2003 (cit. on pp. 7/12/14)
- 72 | V. HEINE "Group theory in quantum mechanics". Reprint. New York: Dover, 1993 (cit. on pp. 7/12/14)
- 73 | R. McWEENY "Symmetry: An introduction to group theory and its applications". New York: Dover, 2002 (cit. on pp. 7/14/20/21)
- 74 | T. GROHMANN "On the impossibility of molecular structures". *in preparation*. Freie Universität Berlin, 2021 (cit. on pp. 9/30)
- 75 | R. MIRMAN "Group theory: A intuitive approach". Singapore: World Scientific, 2007 (cit. on pp. 10/12/13/32)
- 76 | S. L. ALTMANN/P. HERZIG "Point-group theory tables". Oxford: Clarendon Press, 1994 (cit. on pp. 10/12/13/22/23)
- 77 | J. K. G. WATSON "The correlation of the symmetry classifications of states of non-rigid molecules". *Canadian Journal of Physics* **43** (1965), 1996–2007.  (cit. on pp. 10/19/28)
- 78 | F. A. COTTON "Chemical applications of group theory". 2<sup>nd</sup> edition. New York: Wiley, 1971 (cit. on p. 12)
- 79 | T. GROHMANN/J. MANZ "On the impossibility of localised states for molecular rotors with cyclic potentials". *Molecular Physics* **116** (2018), 2538–2555.  (cit. on pp. 17/19–25/27/30)
- 80 | T. GROHMANN "Theoretische Untersuchungen zur Quantendynamik der Kernspinnisomere nicht-linearer Moleküle". Dissertation. Berlin: Freie Universität, Institut für Chemie und Biochemie, 2012.  (cit. on pp. 17/18/25/33)
- 81 | M. H. LEVITT "Spin dynamics: basics of nuclear magnetic resonance". 2<sup>nd</sup> edition. Weinheim: Wiley - VCH, 2008 (cit. on p. 19)
- 82 | P.R. BUNKER/P. JENSEN "Spectroscopy and broken symmetry". In: *Frontiers of molecular spectroscopy*. Ed. by J. LAANE. Elsevier, 2009, 321–345.  (cit. on pp. 19/28)
- 83 | M. QUACK "Fundamental symmetries and symmetry violations from high-resolution spectroscopy". In: *Handbook of high-resolution spectroscopy*. Weinheim: Wiley, 2011.  (cit. on p. 19)
- 84 | D. HAASE "Konstruktion molekularer Wellenfunktionen für Rotation und Kernspin". Freie Universität Berlin, 22.11.2007 (cit. on pp. 19/21)
- 85 | R. N. ZARE "Angular momentum: understanding spatial aspects in chemistry and physics". New York: Wiley, 1988 (cit. on p. 21)
- 86 | T. GROHMANN/M. LEIBSCHER "Quantum-dynamical consequences of the permutation symmetry of methyl groups". *The Journal of Chemical Physics* **132** (2010), 234301.  (cit. on pp. 25–27)
- 87 | M. A. SCHLOSSHAUER "Decoherence and the quantum-to-classical transition". 2<sup>nd</sup> edition. Berlin: Springer, 2008 (cit. on pp. 27/30)
- 88 | C. C. LIN/J. D. SWALEN "Internal rotation and microwave spectroscopy". *Reviews of Modern Physics* **31** (1959), 841–892.  (cit. on pp. 28/29)
- 89 | G.S. EZRA "On the symmetry properties of non-rigid molecules: A unified approach". *Molecular Physics* **38** (1979), 863–875.  (cit. on p. 28)
- 90 | G.S. EZRA "On the symmetry properties of non-rigid molecules: Semifactorizability of the isometric group". *Molecular Physics* **43** (1981), 773–783.  (cit. on p. 28)
- 91 | J. T. HOUGEN "Strategies for advanced applications of permutation-inversion groups to the microwave spectra of molecules with large amplitude motions". *Journal of Molecular Spectroscopy* **256** (2009), 170–185.  (cit. on pp. 28/29/32)
-

- 92 | C. M. WOODMAN "The symmetry groups of non-rigid molecules as semi-direct products". *Molecular Physics* **19** (1970), 753–780. [↗](#) (cit. on p. 28)
- 93 | P. SOLDÁN "Extended molecular symmetry groups". *Journal of Mathematical Chemistry* **20** (1996), 331–349. [↗](#) (cit. on pp. 28/29)
- 94 | T. GROHMANN "Four objections why simple models for molecular torsions might be too simple". *in preparation*. Freie Universität Berlin, 2021 (cit. on p. 29)
- 95 | F. BOUAKLINE "Does nuclear permutation symmetry allow dynamical localization in symmetric double-well achiral molecules?" *The Journal of Chemical Physics* **152** (2020), 244308. [↗](#) (cit. on p. 29)
- 96 | M. BORN/W. HEISENBERG "Zur Quantentheorie der Molekeln". *Annalen der Physik* **379** (1924), 1–31. [↗](#) (cit. on p. 29)
- 97 | M. BORN/R. OPPENHEIMER "Zur Quantentheorie der Molekeln". *Annalen der Physik* **389** (1927), 457–484. [↗](#) (cit. on p. 29)
- 98 | G. A. HAGEDORN "High order corrections to the time-dependent Born-Oppenheimer approximation. II: Coulomb systems". *Communications in Mathematical Physics* **117** (1988), 387–403. [↗](#) (cit. on p. 29)
- 99 | G. A. HAGEDORN "A time dependent Born-Oppenheimer approximation". *Communications in Mathematical Physics* **77** (1980), 1–19. [↗](#) (cit. on p. 29)
- 100 | M. KLEIN/A. MARTINEZ/R. SEILER/X. P. WANG "On the Born-Oppenheimer expansion for polyatomic molecules". *Communications in Mathematical Physics* **143** (1992), 607–639. [↗](#) (cit. on p. 29)
- 101 | A. KARGOL "The infinite time limit for the time-dependent Born-Oppenheimer approximation". *Communications in Mathematical Physics* **166** (1994), 129–148. [↗](#) (cit. on p. 29)
- 102 | J. C. POLKINGHORNE "Quantum theory: A very short introduction". Oxford: Oxford University Press, 2002 (cit. on p. 30)