

# Book Success Prediction with Pretrained Sentence Embeddings and Readability Scores

**Muhammad Khalifa**

The University of Michigan  
khalifam@umich.edu

**Aminul Islam**

University of Louisiana at Lafayette  
aminul@louisiana.edu

## Abstract

Predicting the potential success of a book in advance is vital in many applications. This could help both publishers and readers in their decision-making process whether or not a book is worth publishing and reading, respectively. In this paper, we propose a model that leverages pretrained sentence embeddings along with various readability scores for book success prediction. Unlike previous methods, the proposed method requires no count-based, lexical, or syntactic features. Instead, we use a convolutional neural network over pretrained sentence embeddings and leverage different readability scores through a simple concatenation operation. Our proposed model outperforms strong baselines for this task by as large as 6.4% F1-score points. Moreover, our experiments show that according to our model, only the first 1K sentences are good enough to predict the potential success of books.

## 1 Introduction

The ability to predict how likely a book is to succeed is highly valuable for authors, publishers, and readers. For authors, evaluating a book draft before submission to a publisher could save them another rejection letter. For publishers, sifting through all submitted manuscripts is time consuming and there is an obvious need for automating that process. For readers, specially for newly published books, suggestion about whether a book would be interesting or successful is crucial. Moreover, the judgment of editors as to whether to accept a manuscript or not is not always dependable. We know about numerous great writers, such as J.K. Rowling, C.S. Lewis, and Vladimir Nabokov, receiving rejections on books that later turned into worldwide bestsellers. This misjudgment from the publishers' side can greatly be alleviated if we are able to leverage existing

book reviews databases through building machine learning and deep learning models that can anticipate how promising a book would be.

Unfortunately, books success prediction is indeed a difficult task. First, many factors determine the success of a book. Some factors come from the book itself such as writing style, clarity, flow and story plot, while other factors are external to the book such as author's portfolio and reputation. Second, from a natural language processing (NLP) perspective, books are typically very long in length compared to other types of documents. For example, an average book could have around 50K words on average. As a result, models that work well for shorter text classification tasks are generally not applicable in this task. Thus, processing a full book in a word-by-word fashion using a Recurrent Neural Network (RNN), for instance, is prohibitive and inefficient (Liu et al., 2018). This is caused by vanishing gradients occurring during training by back-propagation through time (BPTT). One solution is to sample random sentences from the input book and use these sentences as input to the classifier. However, the classifier performance, in this case, can highly vary depending on the random sampling process. Another solution is to divide the input book into chunks of sentences, then aggregate the features within each chunk. In this work, we follow the latter approach.

Previous works on book success prediction have focused on extracting count-based, lexical and syntactic hand-crafted features and used these features for classification (Ashok et al., 2013; Maharjan et al., 2017). However, the quality of such methods heavily depends on the quality of the features extracted. In addition, while such features may represent the writing style of a given book, they fail to capture semantics, emotions, and plots. The proposed approach in (Maharjan et al., 2018)

focused on modeling the emotion flow throughout the book, arguing that book success relies mainly on the flow of emotions a reader feels while reading. However, emotions are only one aspect of the reading experience and while emotion flow may be an important element in fiction books, it is not the case for non-fiction ones. Our work proposes a method for book success prediction that requires no feature engineering and that takes into account the writing style, content, and semantics.

Our model makes use of transfer learning by applying a pretrained sentence encoder model to embed book sentences. To model book style and readability, we augment the fully-connected layer of a Convolutional Neural Network (CNN) with five different readability scores of the book. We use the dataset published in (Maharjan et al., 2017) and we achieve the state-of-the-art results improving upon the best results published in (Maharjan et al., 2018). Our contributions are the followings:

- We propose to use CNNs over pretrained sentence embeddings for book success prediction and obtain state-of-the-art performance on the task without any feature engineering.
- We show that only the first 1K sentences are sufficient to predict the success of a book according to the proposed model.
- We highlight the connection with the task of book genre identification. We show that sentence embeddings that are good at capturing the separability of book genres display better performance on the book success prediction task.
- By augmenting our model with readability scores, we show that readability is a determining factor in book success prediction and that while more readability corresponds to more success, this is not the case for all the readability indices used.

The rest of this paper is organized as follows: the related works are discussed in Section 2. Our proposed model is described in Section 3. Dataset and experimental results are discussed in Section 4. Direction for future research and conclusion are in Section 5.

## 2 Related Work

Some work has been done on studying writing style and quality. For instance, Pitler and Nenkova

(2008) studied how various linguistic and syntactic features such as vocabulary and lexical cohesion correlate with text quality and readability. Furthermore, Louis and Nenkova (2013) combined readability, interestingness and content-related features to predict science writing quality. As for book success, in particular, Ashok et al. (2013) proposed a dataset for book success where book success was determined through the Project Gutenberg<sup>1</sup> download count. They evaluated how different style-related features such as lexical choices, word categories, sentiment, and grammatical rules affect the success of novels. They argued that more success corresponds to less readability, measured in terms of Flesch (Flesch, 1948) and Gunning Fog (Gunning, 1952) indices. We obtain similar results with respect to the Automated Readability Index (ARI) and Simple Measure of Gobbledygook (SMOG) index but opposite result on Coleman-Liau Index (CLI).

In (Maharjan et al., 2017), the authors released a new dataset for book success prediction based on Goodreads using a more intuitive success measure, that is the Goodreads user rating of the book. They framed book success in a multi-task learning setting by predicting genre and success simultaneously. However, their method was mainly based on hand-crafted syntactic, lexical and count-based features such as Term Frequency - Inverse Document Frequency (TF-IDF) of words and character  $n$ -grams, and writing density. Another work (Maharjan et al., 2018) focused more on content rather than style arguing that success is related to emotion variation throughout the book. Thus, a book is encoded as a sequence of emotion aggregated vectors and a Gated Recurrent Unit (GRU) network is employed over the sequence for prediction. However, while they obtained good performance on the Goodreads dataset, emotion variations in a text generally fail to capture writing style or clarity, which are indeed two significant factors in book success.

Transfer learning for NLP tasks, where knowledge from one task is transferred to another task, has produced good results on many NLP tasks (Conneau et al., 2017; Howard and Ruder, 2018; Devlin et al., 2018). BERT (Devlin et al., 2018) is a bidirectional transformer model (Vaswani et al., 2017) pretrained on large unlabeled corpus for masked language modeling

---

<sup>1</sup><https://www.gutenberg.org/>

and next sentence prediction. Through fine-tuning on a target task, BERT gave state-of-the-art performance on many NLP tasks such as sentiment analysis, paraphrase detection, and question answering. BERT was trained on two datasets, namely Wikipedia and the BookCorpus (Zhu et al., 2015), which is a collection of around 11K books collected from the web. This makes BERT more suitable for our task. Thus, we employ BERT by fine-tuning it on the Goodreads dataset (Maharjan et al., 2017) and report the results.

### 3 Model

Our proposed model works as follows: Given a book, we use a pretrained sentence encoder to embed each of the book sentences. Then, sentence embeddings are split into near-equal sized chunks. Also, various readability indices are computed on the book content. Then, a Convolutional Neural Network (CNN) is employed for success prediction given both the book embeddings and the readability scores. A complete view of our model is shown in Figure 1.

#### 3.1 Universal Sentence Encoder

Previous work on book success and writing quality prediction has focused extensively on modeling books using hand-crafted style-related features such as word and character  $n$ -grams (Maharjan et al., 2017), or by counting emotionally-expressive words as (Maharjan et al., 2018). In this paper, we take an embedding-based approach where we embed book sentences using a pretrained sentence encoder. We use the Universal Sentence Encoder (USE) model proposed in (Cer et al., 2018). This encoder consists of a Deep Averaging Network (DAN) (Iyyer et al., 2015) where input embeddings for words and bi-grams are first averaged together and then passed through a feed-forward network to produce a 512-dimensional embedding vector. The computation time of DAN is linear in the length of the input sequence, making it suitable for processing long length documents such as books. The USE was trained for various tasks including next sentence prediction, a conversational input-response task and other classification tasks. To assess its performance on our task, we compare the performance of USE to both a bag-of-words baseline and another pretrained sentence embeddings model known as InferSent (Conneau et al., 2017). InferSent was

trained on the SNLI dataset (Bowman et al., 2015) to classify pairs of sentences to be either a contradiction, entailment or neutral.

#### 3.2 CNN

Convolutional Neural Networks (CNN) mainly operate by sliding filters on the input representation to compute a set of feature maps. By using multiple filters of different window sizes, CNNs are able to capture various features from the input. Although CNNs were originally used on images, they have shown promising results in various NLP tasks such as Text Classification (Kim, 2014; Gehring et al., 2017) and other traditional NLP tasks (Collobert et al., 2011).

Since, as we state earlier, book success prediction can be viewed as a text classification task, we conjecture that CNN will be a good fit for the task. We employ a single 1-D convolution layer over the input embeddings to produce a feature map. This feature map is then followed by ReLU non-linearity and max-over-time pooling. ReLU, or Rectified Linear Unit, is an activation function that passes the input directly if it is positive, otherwise, it will output zero.

#### 3.3 Readability

(Louis and Nenkova, 2013) showed that readability features such as token-type ratio and word length significantly impact the writing success. We choose to model readability using five predefined readability scores and we incorporate such scores into our neural model by concatenating the resulting 5-dimensional readability vector to the max-over-time pooling layer output and projecting the resulting vector to the classification layer (see Figure 1). Let  $W$  be the number of words in the text,  $C$  be the number of characters,  $S$  be the number of sentences,  $L$  be the number of syllables, and  $P$  be the number of polysyllables. Following are the five readability indices we use:

**Flesch Reading Ease Score (Flesch, 1948)** which is a number in the range 1-100 that estimates roughly what level of education someone will need to be able to easily read a piece of text. It is computed as a function of the number of words, sentences, and syllables. Higher score indicates easier material.

$$\text{FRES} = 206.835 - 1.015 \times \frac{W}{S} - 84.6 \times \frac{L}{W} \quad (1)$$

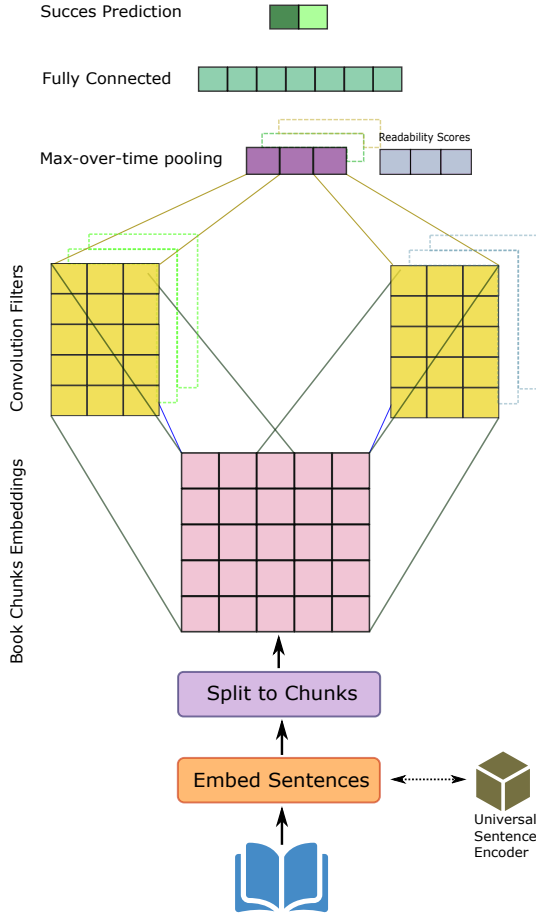


Figure 1: The model diagram

### Flesch Kincaid Grade (Kincaid et al., 1975)

This grade is more common in the field of education. Unlike FRES, higher scores correspond to higher difficulty.

$$FKG = 0.39 \times \frac{W}{S} - 11.8 \times \frac{L}{W} - 15.59 \quad (2)$$

**SMOG (Mc Laughlin, 1969)** which is a measure of readability estimating the years of education needed to understand a piece of writing.

$$SMOG = 1.0430 \times \sqrt{P \frac{30}{S}} + 3.1291 \quad (3)$$

**Coleman-Liau Index (Coleman and Liau, 1975)** It is similar to Flesch Kincaid in that it predicts the U.S. grade level required to understand the text.

$$CLI = 0.0588C' - 0.296S' - 15.8 \quad (4)$$

Where  $C'$  is the average number of characters per 100 words and  $S'$  is the average number of sentences per 100 words.

**Automated Readability Index (Senter and Smith, 1967)** is an index similar to Coleman-Liau and Flesch-Kincaid.

$$ARI = 4.71 \times \frac{C}{W} + 0.5 \times \frac{W}{S} - 21.43 \quad (5)$$

## 4 Experiments

In this section, we first describe the dataset we use for training and evaluation of our model. Then, we describe the baseline and other state-of-the-art models that we compare our model to. Finally, we show the results obtained using the test dataset and discuss various interpretations of these results.

### 4.1 Data

There are two publicly available datasets for books success prediction, namely EMNLP13 (Ashok et al., 2013) and Goodreads (Maharjan et al., 2017). The EMNLP13 dataset contains 800 books, while the Goodreads dataset contain 1,003. The main difference between the two datasets is in the definition of success. The success prediction ground-truth of EMNLP13 was based on the book download count on Project Gutenberg, while that of the Goodreads dataset was based on the Goodreads user rating. In (Maharjan et al., 2017), it was argued that download counts are not a solid indicator of book success; the authors found 142 books with different success labels in each dataset, 19.7% of which have more than 100 reviews. We choose to train and test our model using the Goodreads dataset for two reasons. First, it is larger than the EMNLP13 dataset (around 200 more books). This makes it more suitable for neural models such as ours, which require more data. Second, the download count used in the EMNLP13 dataset measures only one aspect of success, that is popularity. Other aspects such as the effect of the book on the reader can not be determined solely based on the download count. Therefore, we choose the Goodreads dataset since we believe the Goodreads rating can be a more comprehensive measure that can capture popularity (the number of voters for a given book is taken into account in the Goodreads rating) in addition to other aspects. The books in the Goodreads dataset are from eight different genres and have been rated by at least 10 people. A book is labeled successful if its average Goodreads rating is 3.5 or more (The Goodreads rating scale is 1-5).

Genre	Unsuccessful	Successful	Total
Detec. Mystery	60	46	106
Drama	29	70	99
Fiction	30	81	111
Hist. Fiction	16	65	81
Love Stories	20	60	80
Poetry	23	158	181
Sci. Fiction	48	39	87
Short Stories	123	135	258
Total	349	654	1,003

Table 1: Goodreads dataset statistics (Maharjan et al., 2017).

Otherwise, it is labeled as unsuccessful. Table 1 shows the Goodreads dataset statistics. As shown in the table, the positive (successful) class count is almost double than that of the negative (unsuccessful) class count.

## 4.2 Baseline Models

We compare our approach to several baseline models:

**Majority Class:** Predicting the more frequent class (successful) for all the books.

**Book2Vec:** Sentence embeddings are averaged to obtain a single vector which is then fed to a 2-layer feed-forward network for prediction.

**Bi-LSTM:** The USE chunk embeddings sequence is processed with a one-layer Bi-LSTM with attention on the hidden states similar to (Lin et al., 2017).

## 4.3 Competing Methods

We compare our approach to the following two state-of-the-art models:

**ST-HF:** The best single-task model proposed by (Maharjan et al., 2017), which employs various types of hand-crafted features including sentiment, sensitivity, attention, pleasantness, aptitude, polarity, and writing density.

**Emotion Flow:** This model is proposed by (Maharjan et al., 2018) and is comprised of a bidirectional GRU with attention similar to (Lin et al., 2017).

**BERT:** We fine-tune the BERT uncased base model (11 layers, total parameters = 110M) (Devlin et al., 2018) on our task. Since BERT is limited to a maximum sequence length of 512 tokens, we split each book into 50 chunks of almost equal size, then we randomly sample a sentence from

each chunk to obtain 50 sentences. This is done to ensure that the sampled sentences span the whole book. Then the 50 sampled sentences are concatenated and fed to BERT. We fine-tuned BERT for 150 epochs using Adam optimizer with a learning rate of 0.00001.

## 4.4 Experimental Setup

Each book is partitioned to 50 chunks where each chunk is a collection of sentences. We experiment both on the first 1K sentences and full book as in (Maharjan et al., 2018).

To compute the readability scores, we use *TextStat*<sup>2</sup>, which is a python library that can compute various statistics from text. We compute the sentence embeddings using the pretrained Universal Sentence Encoder model available on TensorFlow Hub<sup>3</sup> to encode each sentence into a 512-dimensional vector. After computing embeddings for individual sentences, we average the sentence embeddings within each chunk to obtain a final vector for that chunk. Thus, each book is modeled as a sequence of chunk embedding vectors.

We randomly sample a 20% of the training dataset to obtain a validation set. For the CNN model, we use the validation set to obtain the best set of possible hyper-parameters. We found that using 20 filters of sizes 2, 3, 5, and 7 and concatenating their max-over-time pooling output gives the best results. We use 50 units as the size of the fully connected layer. We also use a Dropout (Srivastava et al., 2014) with probability 0.6 over the convolution filters. We optimize using Adam (Kingma and Ba, 2014) with a learning rate of 0.0009 and  $\beta_1$  and  $\beta_2$  of 0.9 and 0.999, respectively. During training, we keep track of the best model on the validation set and use it on the test set.

## 4.5 Results and Discussion

### 4.5.1 Success Prediction

Table 2 shows the results of our models against the two state-of-the-art models and three baseline models using the first 1K sentences. To measure the model accuracy, we use the weighted F1-score (the harmonic mean of the precision and the recall) where each class score is weighted by the class count. Clearly, the CNN model without readability scores outperforms other baselines with a

<sup>2</sup><https://github.com/shivam5992/textstat>

<sup>3</sup><https://tfhub.dev/google/universal-sentence-encoder/1>

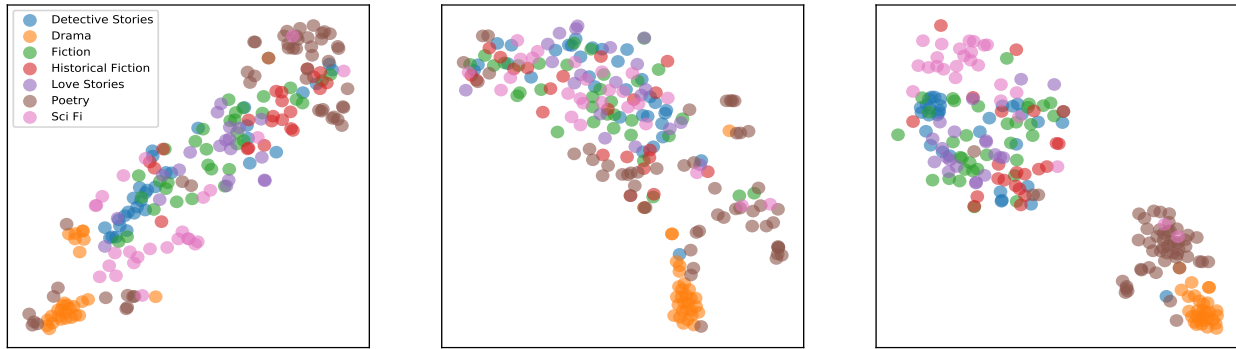


Figure 2: t-SNE Plot of the average book embeddings on the test set. **Right** is the USE embeddings. **Middle** is bag-of-words embeddings. **Left** is the InferSent embeddings.

weighted F1 score of 0.674. When book readability scores are included with the CNN model, the weighted F1 score increases to 0.720 (which is comparable to the ST-HF model in (Maharjan et al., 2017)) giving the best performance.

Model	F1
Majority Class	0.506
Book2Vec	0.635
Bi-LSTM	0.659
Emotion Flow (Maharjan et al., 2018)	0.656
BERT	0.660
CNN (ours)	0.674
CNN with Readability (ours)	<b>0.720*</b>

Table 2: Weighted F1-score on the test set using only the first 1K sentences. \*McNemar Significance test between Book2Vec and this model with  $p < 0.05$ .

Genre	F1
Detective Mystery	0.597
Drama	0.795
Fiction	0.671
Historical Fiction	0.767
Love Stories	0.736
Poetry	0.795
Science Fiction	0.366
Short Stories	0.745

Table 3: Weighted F1-score on test set for each genre using our model trained on first 1K sentences.

Table 3 Shows our best model performance per genre. Our model seems to work best on Poetry, Love Stories, and Drama books. Intuitively, these

three genres typically exhibit high emotional content and variations which are well-captured by the CNN filters. On the other hand, the success of genres such as Mystery and Science Fiction is typically based on the story plot and twists, requiring a much greater understanding of the content than what is captured by our model.

Model	F1
Majority Class (Baseline)	0.506
Book2Vec (Baseline)	0.649
Bi-LSTM (Baseline)	0.676
ST-HF (Maharjan et al., 2017)	<b>0.720</b>
Emotion Flow (Maharjan et al., 2018)	0.690
BERT	0.654
CNN	0.685
CNN with Readability	<b>0.708</b>

Table 4: Weighted F1-score on the test set using the full book.

Section	F1
First 1K sentences	<b>0.720</b>
First 5K sentences	0.685
First 10K sentences	0.698
Last 1K sentences	0.672
Full Book	0.708

Table 5: Weighted F1 score on the test set obtained when using different sections from each book as input.

We further compare our model against the other models while using the whole book in Table 4. Clearly, our model outperforms the other two but underperforms ST-HF. Interestingly, training the

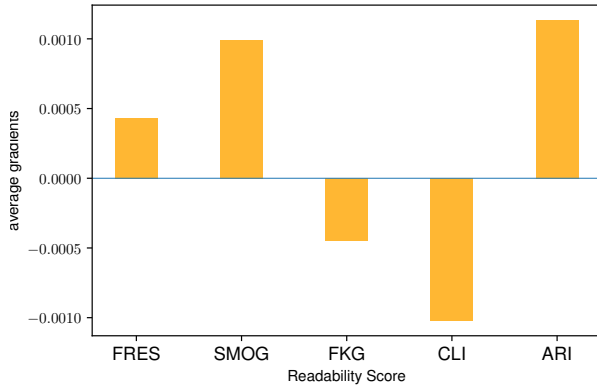


Figure 3: Contribution of the five readability scores to success prediction.

model with smaller portion of the book (such as first 1K sentences) gives better performance over using the full book. We conjecture that this is due to the fact that, in the full-book case, averaging the embeddings of larger number of sentences within a chunk tends to weaken the contribution of each sentence within that chunk leading to loss of information.

We further study book success prediction using different number of sentences from different location within a book. We conduct further experiments by training our best model on the first 5K, 10K and the last 1K sentences. Table 5 shows the results. We notice that using the first 1K sentences only performs better than using the first 5K and 10K sentences and, more interestingly, the last 1K sentences. This could point out to the conclusion that book openings are a better indicator of success than book endings.

#### 4.5.2 Sentence Embeddings

To evaluate USE embeddings, we compare a bag-of-words model based on GloVe word embeddings (Pennington et al., 2014), InferSent (Conneau et al., 2017), and USE embeddings on the book success task for the first 1K sentences shown in Table 6.

Model	Val F1	Test F1
BOW	0.720	0.640
InferSent	0.743	0.667
USE	<b>0.817</b>	<b>0.674</b>

Table 6: Comparison of Different Sentence Embedding Models on the CNN model.

We also show a t-SNE plot of the averaged embeddings plotting according to genres in Figure 2. Clearly, the genre differences are reflected in USE embeddings (Right) showing that these embeddings are more able to capture the content variation across different genres than the other two embeddings. We have two observations based on the test set: First, USE embeddings give best performance for book success prediction. Second, USE embeddings model the genre distribution of books the best. This could be an indicator of a strong connection between the two tasks and is supported by the results in (Maharjan et al., 2017) and (Maharjan et al., 2018), where using book genre identification as an auxiliary task to book success prediction helped improve the prediction accuracy.

#### 4.5.3 Readability Indices

To measure the contribution of readability indices to success prediction, we compute the gradients of the success variable in the output layer with respect to each readability index on the test set. Figure 3 shows the average of gradients computed for each readability index. We can see positive gradients for SMOG, ARI, and FRES but negative gradients for FKG and CLI. As shown, the SMOG, CLI, and ARI have the largest gradients compared to the others. Interestingly, while low value of CLI and FKG (i.e., more readable) indicates more success, high value of ARI and SMOG (i.e., less readable) also indicates more success. Obviously, high value of FRES (i.e., more readable) indicates more success. This poses an important question: do these opposing indices measure different aspects of readability such that one aspect is positively correlated with writing success while the other is negatively correlated? Looking at the Equations 4 and 5 for computing CLI and ARI (which have opposite gradient directions), we find out that they differ with respect to the relationship between words and sentences. While ARI uses the average number of words per sentences, the CLI uses the conjugate, that is, the average number of sentences per  $n$  words. Interestingly, this observation can be interpreted in a way such that more successful books tend to have large number of words per sentences but small number of sentences per  $n$  words.

## 5 Conclusion

In this paper, we proposed to use a Convolutional Neural Network and readability scores for book

success prediction. The CNN is used to process sentence embeddings obtained from the pretrained Universal Sentence Encoder. Our method outperforms strong baseline methods without using any feature engineering and performs comparably well to the state-of-the-art methods. In addition, our results show that the success prediction accuracy using a portion of the book is better than it is when using the whole book.

Moreover, by visualizing the book embeddings based on genre, we argued that embeddings that better separate books based on genre gave better results on book success prediction than other embeddings. We also showed that while more readability corresponds to more success according to some readability indices such as Coleman-Liau Index (CLI) and Flesch Kincaid Grade (FKG), this was not the case for other indices such as Automated Readability Index (ARI) and Simple Measure of Gobbledygook (SMOG) index. By taking CLI and ARI as two examples, we argued that it is better for a book to have high words-per-sentences ratio and low sentences-per-words ratio.

As future work, employing more pretrained language models for sentence embedding, such as BERT and GPT2, is worthy of exploring and would likely give better results. Another follow up work is to investigate the connection between readability and success with a more detailed empirical analysis.

## References

- Vikas Ganjigunte Ashok, Song Feng, and Yejin Choi. 2013. Success with style: Using writing style to predict the success of novels. In *Proceedings of the 2013 conference on empirical methods in natural language processing*, pages 1753–1764.
- Samuel R. Bowman, Gabor Angeli, Christopher Potts, and Christopher D. Manning. 2015. [A large annotated corpus for learning natural language inference](#). In *Proceedings of the 2015 Conference on Empirical Methods in Natural Language Processing*, pages 632–642. Association for Computational Linguistics.
- Daniel Cer, Yinfei Yang, Sheng-yi Kong, Nan Hua, Nicole Limtiaco, Rhomni St John, Noah Constant, Mario Guajardo-Cespedes, Steve Yuan, Chris Tar, et al. 2018. Universal sentence encoder. *arXiv preprint arXiv:1803.11175*.
- Meri Coleman and Ta Lin Liao. 1975. A computer readability formula designed for machine scoring. *Journal of Applied Psychology*, 60(2):283.
- Ronan Collobert, Jason Weston, Léon Bottou, Michael Karlen, Koray Kavukcuoglu, and Pavel Kuksa. 2011. Natural language processing (almost) from scratch. *Journal of machine learning research*, 12(Aug):2493–2537.
- Alexis Conneau, Douwe Kiela, Holger Schwenk, Loic Barrault, and Antoine Bordes. 2017. Supervised learning of universal sentence representations from natural language inference data. *arXiv preprint arXiv:1705.02364*.
- Jacob Devlin, Ming-Wei Chang, Kenton Lee, and Kristina Toutanova. 2018. Bert: Pre-training of deep bidirectional transformers for language understanding. *arXiv preprint arXiv:1810.04805*.
- Rudolph Flesch. 1948. A new readability yardstick. *Journal of applied psychology*, 32(3):221.
- Jonas Gehring, Michael Auli, David Grangier, Denis Yarats, and Yann N Dauphin. 2017. Convolutional sequence to sequence learning. *arXiv preprint arXiv:1705.03122*.
- Robert Gunning. 1952. The technique of clear writing.
- Jeremy Howard and Sebastian Ruder. 2018. Universal language model fine-tuning for text classification. In *Proceedings of the 56th Annual Meeting of the ACL (Volume 1: Long Papers)*, volume 1, pages 328–339.
- Mohit Iyyer, Varun Manjunatha, Jordan Boyd-Graber, and Hal Daumé III. 2015. Deep unordered composition rivals syntactic methods for text classification. In *Proceedings of the 53rd Annual Meeting of the ACL and the 7th IJCNLP*, volume 1, pages 1681–1691.
- Yoon Kim. 2014. Convolutional neural networks for sentence classification. *arXiv preprint arXiv:1408.5882*.
- J Peter Kincaid, Robert P Fishburne Jr, Richard L Rogers, and Brad S Chissom. 1975. Derivation of new readability formulas (automated readability index, fog count and flesch reading ease formula) for navy enlisted personnel.
- Diederik P Kingma and Jimmy Ba. 2014. Adam: A method for stochastic optimization. *arXiv preprint arXiv:1412.6980*.
- Zhouhan Lin, Minwei Feng, Cicero Nogueira dos Santos, Mo Yu, Bing Xiang, Bowen Zhou, and Yoshua Bengio. 2017. A structured self-attentive sentence embedding. *arXiv preprint arXiv:1703.03130*.
- Liu Liu, Kaile Liu, Zhenghai Cong, Jiali Zhao, Yefei Ji, and Jun He. 2018. Long length document classification by local convolutional feature aggregation. *Algorithms*, 11(8):109.
- Annie Louis and Ani Nenkova. 2013. What makes writing great? first experiments on article quality prediction in the science journalism domain. *Transactions of the Association for Computational Linguistics*, 1:341–352.



- Suraj Maharjan, John Arevalo, Manuel Montes, Fabio A González, and Thamar Solorio. 2017. A Multi-task Approach to Predict Likability of Books. In *Proceedings of the 15th Conference of the European Chapter of the Association for Computational Linguistics*, volume 1, pages 1217–1227.
- Suraj Maharjan, Sudipta Kar, Manuel Montes y Gómez, Fabio A. González, and Thamar Solorio. 2018. Letting emotions flow: Success prediction by modeling the flow of emotions in books. In *NAACL-HLT*.
- G Harry Mc Laughlin. 1969. Smog grading-a new readability formula. *Journal of reading*, 12(8):639–646.
- Jeffrey Pennington, Richard Socher, and Christopher Manning. 2014. Glove: Global vectors for word representation. In *Proceedings of the 2014 conference on empirical methods in natural language processing (EMNLP)*, pages 1532–1543.
- Emily Pitler and Ani Nenkova. 2008. Revisiting readability: A unified framework for predicting text quality. In *Proceedings of the conference on empirical methods in natural language processing*, pages 186–195. Association for Computational Linguistics.
- RJ Senter and Edgar A Smith. 1967. Automated readability index. Technical report, Cincinnati Univ. OH.
- Nitish Srivastava, Geoffrey Hinton, Alex Krizhevsky, Ilya Sutskever, and Ruslan Salakhutdinov. 2014. Dropout: A simple way to prevent neural networks from overfitting. *The Journal of Machine Learning Research*, 15(1):1929–1958.
- Ashish Vaswani, Noam Shazeer, Niki Parmar, Jakob Uszkoreit, Llion Jones, Aidan N Gomez, Łukasz Kaiser, and Illia Polosukhin. 2017. Attention is all you need. In *Advances in Neural Information Processing Systems*, pages 6000–6010.
- Yukun Zhu, Ryan Kiros, Richard Zemel, Ruslan Salakhutdinov, Raquel Urtasun, Antonio Torralba, and Sanja Fidler. 2015. Aligning books and movies: Towards story-like visual explanations by watching movies and reading books. In *arXiv preprint arXiv:1506.06724*.