

Giant effective magnetic fields from optically driven chiral phonons in $4f$ paramagnets

Dominik M. Juraschek,^{1,2,*} Tomáš Neuman,² and Prineha Narang^{2,†}

¹*School of Physics and Astronomy, Tel Aviv University, Tel Aviv 69978, Israel*

²*Harvard John A. Paulson School of Engineering and Applied Sciences, Harvard University, Cambridge, MA 02138, USA*

(Dated: March 2, 2022)

We present a mechanism by which optically driven chiral phonon modes in rare-earth trihalides generate giant effective magnetic fields acting on the paramagnetic $4f$ spins. With cerium trichloride (CeCl_3) as our example system, we calculate the coherent phonon dynamics in response to the excitation by an ultrashort terahertz pulse using a combination of phenomenological modeling and first-principles calculations. We find that effective magnetic fields of over 100 tesla can possibly be generated that polarize the spins for experimentally accessible pulse energies. The direction of induced magnetization can be reversed by changing the handedness of circular polarization of the laser pulse. The underlying process is a phonon analog of the inverse Faraday effect in optics that has been described recently, and which enables novel ways of achieving control over and switching of magnetic order at terahertz frequencies.

I. INTRODUCTION

Ultrashort laser pulses are able to change the magnetic order of materials within pico- or femtoseconds, orders of magnitude faster than conventional spin-based devices [1, 2]. Usually, the electromagnetic field components of a laser pulse couple to electronic degrees of freedom of the magnetic ions, leading to the notion of ultrafast optomagnetism [3–7]. Recent studies have demonstrated that light can also couple to the spins indirectly by exciting coherent vibrations of the crystal lattice (phonons) that transfer angular momentum to the magnetic ions [8–17] or modulate the crystal structure into a transient state of modified magnetic order [18–28]. These *phono-magnetic* methods promise higher selectivity and lower dissipation than techniques based on opto-magnetic effects due to the lower energy of the excitation.

Particularly interesting are circularly polarized, or chiral, phonons, where the ions in a solid move on closed elliptical or circular orbits, generating angular momentum that can be transferred to the spins [29–34]. Previously, nondegenerate chiral phonons have been described at the Brillouin-zone edges of materials with hexagonal symmetries [35–40], but their direct excitation with an ultrashort laser pulse is prohibited due to the large momentum mismatch between photons and phonons. In contrast, degenerate chiral phonons consist of superpositions of two orthogonal components of doubly or triply degenerate phonon modes that can be found at the Brillouin-zone center of materials with uniaxial or cubic symmetries and can therefore be resonantly excited with light. In recent years, a number of studies have shown or predicted effective magnetic fields arising from coherent chiral phonon driving that reach the milli tesla range [8, 9, 12–14, 41, 42].

Here, we propose that optically driven chiral phonons in rare-earth trihalides produce giant effective magnetic fields that exceed those previously seen by several orders of magnitude. We predict, at the example of CeCl_3 , that effective magnetic fields of over 100 tesla should be achievable, which polarize the paramagnetically disordered spins, for laser energies well within the damage threshold of the crystal. The mechanism allows for bidirectional control of the induced magnetization through phonon chirality that in turn can be controlled by the polarization of the laser pulse.

II. PROPERTIES OF CERIUM TRICHLORIDE

Rare-earth trihalides are a class of $4f$ paramagnets with formula unit RH_3 . CeCl_3 ($R = \text{Ce}$, $H = \text{Cl}$) is a representative of this class of materials that crystallizes in the hexagonal $P6_3/m$ structure [43] with an electronic band gap of 4.2 eV [44]. Its $\text{Ce}(4f^1)$ valence-electron configuration remains paramagnetic for all temperature ranges relevant here, as spin ordering only occurs at very

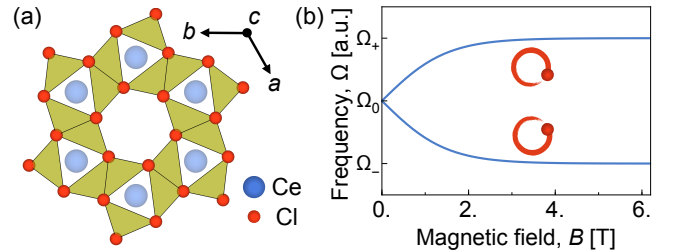


FIG. 1. Structure and properties of CeCl_3 . (a) Hexagonal $P6_3/m$ structure of paramagnetic CeCl_3 . (b) Schematic splitting of a doubly degenerate phonon mode with frequency Ω_0 into right- and left-handed circularly polarized (chiral) components in an external magnetic field, saturating at frequencies Ω_+ and Ω_- . At higher temperatures, the phonon splitting saturates at higher magnetic fields.

* djuraschek@tauex.tau.ac.il

† prineha@seas.harvard.edu

small temperatures of < 0.1 K [45]. We chose CeCl_3 as our model system, because the primitive unit cell consists of only 8 atoms (Fig. 1(a)), resulting in a small number of 21 optical phonon modes characterized by the irreducible representations $2A_g + 1A_u + 2B_g + 2B_u + 1E_{1g} + 3E_{2g} + 2E_{1u} + 1E_{2u}$ in its $6/m$ point group. Early Raman studies have shown that the polarization of the $4f$ electrons in an external magnetic field leads to a splitting of the doubly degenerate E_{1g} and E_{2g} phonon modes into left- and right-handed circular polarization [46, 47], therefore obtaining chirality, see Fig. 1(b). It has been suggested that also the infrared-active E_{1u} phonon modes split in the same way [48], yet no experimental infrared spectroscopy measurements had been performed at that time. The infrared-active E_{1u} modes map into the same E' representation at the local $\bar{6}$ symmetry of the cerium ions as the Raman-active E_{2g} modes, for which phonon splittings have been measured, and should therefore have the same effect on the paramagnetic spins. Infrared-active phonon modes possess an electric dipole moment and can therefore be resonantly excited by the electric field component of a laser pulse to yield large vibrational amplitudes. We will explore in this work how optically driven chiral E_{1u} phonons act on the spins through the inverse of the spin-phonon coupling.

III. SPIN-PHONON COUPLING AND COHERENT PHONON DYNAMICS

We begin by reviewing the theory of spin-phonon coupling in $4f$ paramagnets. Motions of the ions along the eigenvectors of doubly degenerate phonon modes modify the crystal electric field around the paramagnetic ions and induce virtual transitions between the ground-state energy levels and higher-lying states, see Fig. 2. The spin states in $4f$ paramagnets are close to those of the free ions and the total angular momentum (isospin), J , is a good quantum number. In CeCl_3 , the lowest energy level has $J = 5/2$, which splits into three Kramers doublets, of which $m_J = \pm 5/2$ is the ground state. the interaction of chiral phonons with the isospin can be written as an effective “spin-orbit” type Hamiltonian [29, 49–54]

$$H^{\text{s-ph}} = K \mathbf{m} \cdot \mathbf{L}, \quad (1)$$

where K is the coupling coefficient and $\mathbf{L} = \mathbf{Q} \times \dot{\mathbf{Q}}$ is the phonon angular momentum, with $\mathbf{Q} = (Q_a, Q_b, 0)$ containing the normal mode coordinates of the two orthogonal components of a doubly degenerate phonon mode, Q_a and Q_b , in the ab plane of the crystal. \mathbf{m} is the magnetic moment per unit cell, which, for components perpendicular to the ab phonon polarizations, is given by

$$\mathbf{m} = 2g_J \mu_B \sqrt{J(J+1)} \mathbf{e}_z (\langle n_{-J} \rangle - \langle n_J \rangle), \quad (2)$$

where g_J is the Landé factor, \mathbf{e}_z is a unit vector along the c axis of the crystal and $\langle n_{\pm J} \rangle$ are Fermi-Dirac distributions describing the occupation of the ground-state doublet. The theoretical value of the prefactor

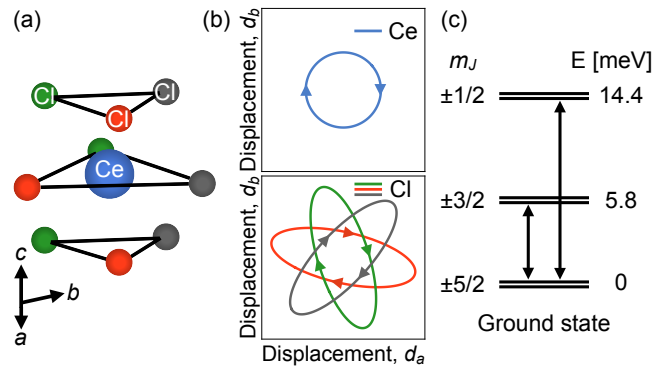


FIG. 2. Spin-phonon coupling. (a) Cl ligands around the magnetic cerium ion. (b) Displacements of the Ce (left) and Cl ions (right) along the eigenvectors of the chiral E_{1u} modes in the ab plane of the crystal. The equilibrium positions of the ions are set to the center of each plot, respectively. (c) Circularly polarized phonons induce transitions between the $m_J = 5/2$ ground-state Kramers doublet and higher crystal electric field levels [47, 55].

in Eq. (2) for the $m_J = \pm 5/2$ ground-state doublet, $g_{\pm 5/2} = g_J \sqrt{J(J+1)} = 2.54$, is reasonably close to the experimental value of 2.02 [55], showing that most of the orbital angular momentum is unquenched. Please see the Appendix for detailed derivations.

We now look at the influence of the interaction on the phonons. The spin-phonon coupling modifies the off-diagonal terms of the dynamical matrix as $\mathbf{D}(m) = \mathbf{D}^{(0)} + i\mathbf{D}^{(1)}(m)$, where $m = |\mathbf{m}|$ [9, 13, 46, 47, 56–61]. As a result, the frequencies of right- and left-handed circular polarizations, Ω_{\pm} , of the doubly degenerate phonon mode split,

$$\Omega_{\pm}(m) = \Omega_0 \sqrt{1 \pm \frac{2Km}{\Omega_0}} \approx \Omega_0 \pm Km, \quad (3)$$

where Ω_0 is the eigenfrequency of the doubly degenerate phonon mode. Without an external magnetic field, the energy levels of the ground-state doublet are degenerate, there is no net magnetic moment per unit cell, and the phonon frequencies in Eq. (3) remain degenerate. Applying a magnetic field, $B \parallel c$, to the paramagnet splits the ground-state doublet, $\Delta E = E_{-5/2} - E_{5/2} = 2g_{\pm 5/2} \mu_B B$, and, using Eq. (2), induces a splitting of the form

$$\Delta\Omega(B) = 2Km = 4Kg_{\pm 5/2} \mu_B \tanh\left(\frac{g_{\pm 5/2} \mu_B B}{2k_B T}\right). \quad (4)$$

The prefactor in Eq. (4) directly corresponds to the saturation splitting, $\Delta\Omega_s = 4Kg_{\pm 5/2} \mu_B$, and we can reciprocally extract the spin-phonon coupling from experimentally measured phonon splittings, $K = \Delta\Omega_s / (4g_{\pm 5/2} \mu_B)$.

We now look at the inverse effect the interaction has on the magnetization, when phonons of one type of chirality are driven with an ultrashort laser pulse. The phonon angular momentum acts as an effective magnetic field, \mathbf{B} ,

$$\mathbf{B} = \partial H^{\text{s-ph}} / (\partial \mathbf{m}) = K \mathbf{L}. \quad (5)$$

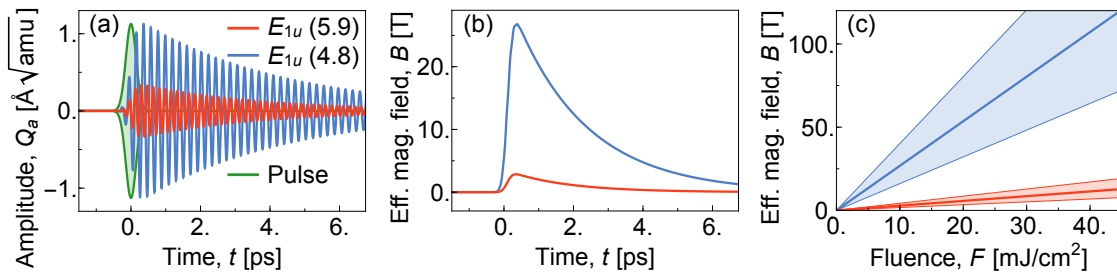


FIG. 3. Coherent phonon dynamics and effective magnetic fields. (a) Time evolutions of the infrared-active 5.9 and 4.8 THz E_{1u} phonon amplitudes, Q_a , in response to the excitation by a circularly polarized terahertz pulse with a full width at half maximum duration of $\tau = 350$ fs and a fluence of $10 \text{ mJ}/\text{cm}^2$. The phases of the Q_b components (not shown) are shifted by a quarter period, respectively. The carrier envelope of the terahertz pulse is shown schematically. (b) Time evolutions of the phonon-induced effective magnetic fields, B , acting on the paramagnetic spins. (c) Linear scaling of the effective magnetic fields with the fluence, F , of the terahertz pulse. The shaded area marks the range of magnetic fields that can be achieved for a range of commonly found spin-phonon coupling strengths.

Phenomenologically, this type of interaction has recently been described as a phonon analog of the inverse Faraday effect in optics [13], which is known to induce magnetizations in paramagnets [62–65]. A first experiment demonstrating this effect with elliptically polarized phonons has induced spin and magnetization dynamics in a complex oxide in recent years [8]. If the spins reacted instantaneously to the effective magnetic field, the magnetization could be described statically as in Eq. (4). Experiments on the optical inverse Faraday effect have shown that this static limit of spin response holds for driving pulses on the order of nanoseconds [62, 63]. For femtosecond pulse durations, additional diamagnetic effects from the unquenching of electronic orbital moments come into play [64–67], which cannot be described in the thermodynamic limit. Coherently driven phonons evolve over several picoseconds, which is also the timescale that spins and phonons have been shown to equilibrate through effective magnetic fields [11]. We therefore apply a rate-equation model to describe the dynamics of the spin population of the $m_J = \pm 5/2$ ground-state doublet, $n_{\pm J}$ [68, 69],

$$\partial_t n_{\pm J} = -\gamma_{\pm J}(\Delta E)n_{\pm J} + \gamma_{\mp J}(\Delta E)n_{\mp J}, \quad (6)$$

where the decay rates of spins in the respective states are described by $\gamma_{-J} = \eta_0 \Delta E N(\Delta E)$ and $\gamma_J = \eta_0 \Delta E (N(\Delta E) + 1)$, where $N(\Delta E)$ is the Bose-Einstein distribution, $\eta_0 = \gamma_0 / (k_B T)$, and γ_0 is the decay rate for zero level splitting, $\gamma_{\pm J}(\Delta E \rightarrow 0) = \gamma_0$.

An ultrashort terahertz pulse can resonantly excite infrared-active phonons into a coherent quantum state, which allows us to treat the normal mode coordinate, \mathbf{Q} , as semi-classical field amplitude [70–75]. We obtain \mathbf{Q} by solving the equation of motion

$$\ddot{\mathbf{Q}} + 2\kappa\dot{\mathbf{Q}} + \Omega_0^2\mathbf{Q} = Z\mathbf{E}(t). \quad (7)$$

Here, κ is the linewidth of the phonon mode, Ω_0 is its eigenfrequency, and $Z = \sum_m Z_m^* \mathbf{q}_m / \sqrt{\mathcal{M}_m}$ is its mode effective charge, where Z_m^* is the Born effective charge tensor, \mathbf{q}_m is the eigenvector, and \mathcal{M}_m is the atomic mass of ion m . The sum runs over all ions in

the unit cell. We model the circularly polarized terahertz pulse as $\mathbf{E}(t) = (E(t), E(t - 2\pi/(4\Omega)), 0) / \sqrt{2}$, where $E(t) = E_0 \exp(-t^2/(2(\tau/\sqrt{8 \ln 2})^2)) \cos(\omega_0 t)$, E_0 is the peak electric field, ω_0 is the center frequency, and τ is the full width at half maximum duration of the pulse. Here, the two perpendicular components of the doubly degenerate phonon mode are excited with a quarter-period difference, resulting in circular polarization and therefore chirality. As light couples to phonon modes close to the center of the Brillouin zone, we may neglect any wavevector dependence in Eq. (7).

IV. COMPUTATIONAL DETAILS

We calculate the phonon eigenfrequencies and eigenvectors, and Born effective charges from first principles, using the density functional perturbation theory formalism [76, 77] as implemented in the Vienna ab-initio simulation package (VASP) [78, 79] and the frozen-phonon method as implemented in the PHONOPY package [80]. We use the VASP projector augmented wave (PAW) pseudopotentials with valence electron configurations Ce ($6s^2 5s^2 5p^6 5d^1 4f^1$) and Cl ($3p^5 3s^2$) and converge the Hellmann-Feynman forces to $25 \mu\text{eV}/\text{\AA}$. For the 8-atom unit cell, we use a plane-wave energy cut-off of 600 eV, and a $4 \times 4 \times 7$ gamma-centered k -point mesh to sample the Brillouin zone. For the exchange-correlation functional, we choose the Perdew-Burke-Ernzerhof revised for solids (PBEsol) form of the generalized gradient approximation (GGA) [81]. We perform nonmagnetic calculations to obtain the structural and dynamical properties of CeCl_3 . A fully ab-initio treatment of paramagnetism in CeCl_3 would require supercell calculations and a description of $4f$ electron magnetism, which would make the computation of dynamical properties intractable for our purposes. Within the nonmagnetic treatment, the lattice constants of our fully relaxed hexagonal structure (space group $P6_3/m$, point group $6/m$) of $a = 4.21 \text{\AA}$ and $c = 7.38 \text{\AA}$ with a unit-cell volume of $V_c = 199 \text{\AA}^3$

agree reasonably well with experimental values [43]. Furthermore, our calculated phonon eigenfrequencies match the experimental values reasonably well [47, 48], with a maximum deviation of $\sim 10\%$. Crystal structures are visualized using VESTA [82].

V. PHONON-INDUCED EFFECTIVE MAGNETIC FIELDS AND MAGNETIZATIONS

We extract the magnitude of the spin-phonon coupling from experimental data of the phonon-frequency splitting according to Eq. (4), $K = \Delta\Omega_s/(4g_{\pm 5/2}\mu_B)$. In rare-earth trihalides, splittings of the Raman-active modes range between 0.3 THz and 0.75 THz [46, 47]. Because the infrared-active modes change the local symmetry of the magnetic cerium ion in the same way, we expect a similar strength of the spin-phonon coupling as for the Raman-active modes and use an average of the experimentally found values of $\Delta\Omega_s/(2\pi) = 0.5$ THz. This splitting is several orders of magnitude larger than the one induced by the magnetic moments of phonons in the phonon Zeeman effect [9, 12, 83, 84], which we can therefore neglect here. Note that there are further microscopic origins of phonon angular momentum and magnetic moments, such as topological band features in semimetals [85–90] or thermal gradients [91, 92], which however do not play a role here either.

In the following, we evaluate the effective magnetic fields produced by the two doubly degenerate infrared-active E_{1u} modes in CeCl_3 with eigenfrequencies of 5.9 and 4.8 THz. We find the mode effective charges of these modes to be $0.24e$ and $0.66e$, respectively, where e is the elementary charge. For the phonon linewidth, κ , we assume a phenomenological value of 5% of the phonon frequency that matches those typically found in rare-earth trihalides [46, 47]. Fig. 3 shows the coherent phonon dynamics following the excitation by a circularly polarized terahertz pulse with a duration of $\tau = 350$ fs and a fluence of 10 mJ/cm^2 , as described by Eq. (7). The fluence F is connected to the peak electric field and the duration of the pulse through $F = \tau/\sqrt{8 \ln 2} c_0 \epsilon_0 \sqrt{\pi/2} E_0^2$, where c_0 and ϵ_0 are the speed of light and the vacuum permittivity. The center frequency, ω_0 , is chosen to be resonant with the eigenfrequencies of the respective phonon modes. In Fig. 3(a), we show the evolution of the phonon amplitudes Q_a according to Eq. (7). The phases of the Q_b components are shifted by a quarter period, respectively. The maximum amplitude of the $E_{1u}(5.9)$ mode of $Q_a = 0.33 \text{ \AA}\sqrt{\text{amu}}$, where amu denotes the atomic mass unit, is roughly three times smaller than that of the $E_{1u}(4.8)$ mode of $Q_a = 1.1 \text{ \AA}\sqrt{\text{amu}}$ due to the smaller mode effective charge and higher phonon frequency. In Fig. 3(b), we show the evolutions of the effective magnetic fields produced by the two chiral phonon modes according to Eq. (5). We obtain a maximum effective magnetic field of $B = 2.9$ T for the $E_{1u}(5.9)$ mode and 27 T for the $E_{1u}(4.8)$ mode. This order-of-magnitude difference

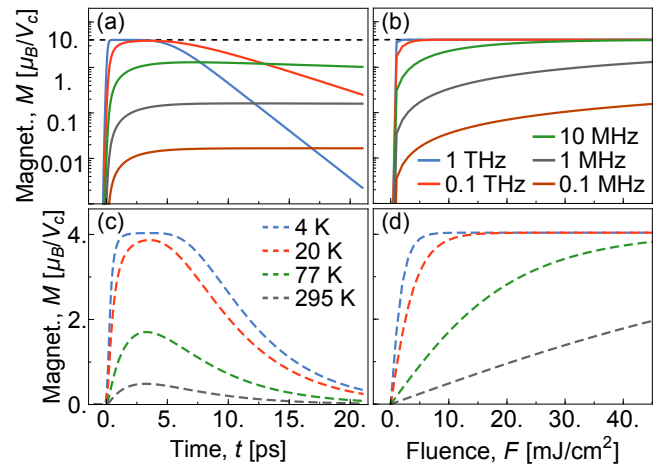


FIG. 4. Magnetization, $M = m/V_c$, induced by the $E_{1u}(4.8)$ mode when excited by a circularly polarized terahertz pulse with a duration of 350 fs. (a) Time evolution of M , varying with the decay rate, γ_0 , for a fluence of 10 mJ/cm^2 at 4 K. The dashed line marks the saturation magnetization. (b) Fluence dependence of M , varying with γ_0 . (c) Time evolution of M varying with temperature for a fluence of 10 mJ/cm^2 for $\gamma_0 = 1$ THz. Shown are graphs for the boiling temperatures of helium (4 K), hydrogen (20 K), and nitrogen (77 K), as well as for room temperature (295 K). (d) Fluence dependence of M , varying with temperature.

comes from the quadratic scaling of the effective magnetic field with the phonon amplitudes. The direction of the effective magnetic field is determined by the handedness of the phonon chirality, which can straightforwardly be controlled by the handedness of circular polarization of the pulse.

We now vary the strength of the excitation. We show the maximum amplitudes of the effective magnetic fields for a range of experimentally accessible fluences of the terahertz pulse [93] in Fig. 3(c), where we fix the pulse duration at $\tau = 350$ fs. The effective magnetic fields depend linearly on the fluence and reach 11.4 T for the $E_{1u}(5.9)$ mode and 107 T for the $E_{1u}(4.8)$ mode at a fluence of 40 mJ/cm^2 . In order to ensure experimental feasibility, we evaluate the atomic displacements along the eigenvectors of the phonon modes. The Lindemann stability criterion predicts melting of the crystal lattice when the root mean square displacements reach between 10% and 20% of the interatomic distance [94]. We extract the maximum root mean square displacements as $d = \max_n |\mathbf{d}_n/\sqrt{2}|$, where $\mathbf{d}_n = \mathbf{q}_n Q_a(t)/\sqrt{\mathcal{M}_n}$ is the displacement of ion n . Even at fluences of 40 mJ/cm^2 , the largest root mean square displacements of the chloride ions reach only 1.3% of the interatomic distance of 2.97 \AA for the $E_{1u}(5.9)$ mode and 3.8% for the $E_{1u}(4.8)$ mode, well below the vibrational damage threshold. Note that other effects may occur, e.g. Zener tunneling, that are not accounted for here. At these high fields, nonlinear couplings between coherently excited infrared-active modes and other vibrational degrees of freedoms come

into play [73, 95]. These modes do not contribute directly to the spin-phonon coupling however, and we therefore neglect the effect of nonlinear phonon-phonon coupling in this context. Furthermore, the centrosymmetry of CeCl_3 prevents nonlinear optical effects, such as second-harmonic generation, to occur at high fluences.

Next, we look at the magnetization, $M = m/V_c$, that can be induced in CeCl_3 according to Eqs. (2) and (6). In Fig. 4, we show the evolution of the magnetization in response to the effective magnetic field generated by the $E_{1u}(4.8)$ mode when excited with a resonant terahertz pulse with a duration of 350 fs and a fluence of 10 mJ/cm^2 , as well as the dependence of the magnetization on the fluence of the laser pulse. In Figs. 4(a) and 4(b), we vary the decay rate, γ_0 , while keeping the temperature fixed at 4 K, and in Figs. 4(c) and 4(d) we vary the temperature, while keeping $\gamma_0 = 0.1 \text{ THz}$. For fast decay rates and at low temperatures, even small fluences of $<10 \text{ mJ/cm}^2$ are sufficient to fully polarize the spins of the material, yielding a transient saturation magnetization of $M = 4 \mu_B/V_c$. The slower the decay rate and the higher the temperature, the higher the fluence of the laser pulse has to be in order to induce a significant magnetization. The influence of the decay rate on the achievable magnetization is hereby much larger than that of temperature. The slowest decay rate of $\gamma_0 = 0.1 \text{ MHz}$ that we look at here corresponds to the nanosecond timescale, on which the thermodynamic picture of spin polarization is known to hold [62, 63]. Therefore, the corresponding values of induced magnetization for $\gamma_0 = 0.1 \text{ MHz}$ in Fig. 4(b) can be regarded as lower boundary.

VI. DISCUSSION

Our predictions can be experimentally realized in state-of-the-art tabletop setups that provide terahertz pulses in the required frequency range [93, 96], where the phonon-induced magnetization of the material can be probed by Faraday rotation measurements. Tuning the frequency of the terahertz pulse in and out of resonance with the phonon modes can distinguish a possible contribution of the optical inverse Faraday effect to the magnetization from the phonon-induced mechanism. The effective magnetic fields calculated here reach 11.4 T for the $E_{1u}(5.9)$ mode and 107 T for the $E_{1u}(4.8)$ mode for terahertz pulses with a fluence of 40 mJ/cm^2 . We further predict that the subsequent spin polarization of the paramagnetic cerium ions can possibly reach full saturation at low temperatures. These magnetic fields and moments are several orders of magnitude larger than those demonstrated in previous experiments and calculations of the phonon inverse Faraday effect, where fields can be found around micro to milli tesla and magnetic moments around the order of nuclear magnetons [8, 9, 13, 41]. Furthermore, the fields we predict are orders of magnitude larger than well-established experiments on the optical inverse Faraday effect, where fields of fractions of tesla

have been reported for comparable fluences in the visible spectrum for different insulating and semiconducting systems [64, 97]. We display a detailed comparison in Table I in the Appendix.

A direct quantitative comparison of the optical and phonon inverse Faraday effects remains difficult, as no practical and general ab-initio theory of the mechanisms exists to date, and phonon-pumping experiments have only become feasible in very recent years. This comparison is further complicated by the breakdown of the effective magnetic field picture for pulse durations on the order of tens of femtoseconds [64–67]. In the future, explicit calculations of spin-phonon decay rates [98] and coupling strengths will therefore be necessary to further quantify the timescale and magnitude of the optical and phonon inverse Faraday effects and to make predictions for a broad range of materials. First steps have been made over the course of the last decade [66, 67, 99–101], and first quantitative results for the optical inverse Faraday effect have been achieved in metals [102, 103].

While we have chosen CeCl_3 as our model system, the mechanism described here should be general to the entire class of rare-earth trihalides [46, 47] and possibly to $4f$ magnets in general, as similar magnitudes of the spin-phonon coupling have been found in ferromagnetic LiTbF_4 [104] and materials exhibiting the phonon Hall effect, such as paramagnetic $\text{Tb}_3\text{Ga}_5\text{O}_{12}$ [29, 52]. A future question to answer is whether spin-phonon couplings in $3d$ magnets can reach similar magnitudes to those in $4f$ magnets. Potential giant phonon-induced effective magnetic fields in the paramagnetic phases of $3d$ magnets would directly impact a large variety of materials that are already being used in magnetoelectronic technologies [105, 106]. Another future question is whether coherent chiral phonon excitation could stabilize an ordered spin phase above the equilibrium ordering temperature in paramagnets, similar to phonon- and light-induced superconductivity above the equilibrium critical temperature in superconductors [107–110].

ACKNOWLEDGMENTS

We are grateful to Christian Tzschaschel, Jannis Lehmann, Shovon Pal, Nicola Spaldin, Michael Fechner, Ankit Disa, Alexander von Hoegen, and Andrea Cavalleri for useful discussions. This project was supported by the Swiss National Science Foundation (SNSF) under Project ID 184259 and the DARPA DRINQS Program under Award No. D18AC00014. P.N. is a Moore Inventor Fellow and gratefully acknowledges support from the Gordon and Betty Moore Foundation through Grant No. GBMF8048. Calculations were performed at the National Energy Research Scientific Computing Center (NERSC), supported by the Office of Science of the U.S. Department of Energy under Contract No. DE-AC02-05CH11231.

**APPENDIX: PHONON-FREQUENCY
SPLITTING AND MAGNETIZATION IN 4f
PARAMAGNETS**

In this section, we provide detailed derivations of the equations used in the *Spin-phonon coupling and coherent phonon dynamics* section of the main text. Motions of the ions along the eigenvectors of doubly degenerate phonon modes modify the crystal electric field (CEF) around the paramagnetic ions and induce virtual transitions between the ground-state energy levels and higher-lying CEF states, see Fig. (2) in the main text. The spin states of rare-earth ions in compounds are close to those of the free ions and the total angular momentum (isospin), J , is a good quantum number. In CeCl_3 , the lowest energy level has $J = 5/2$, which splits into three Kramers doublets, of which $m_J = \pm 5/2$ is the ground state. the interaction of chiral phonons with the isospin can be written as an effective “spin-orbit” type Hamiltonian [29, 49–54],

$$H^{\text{s-ph}} = \sum_{\alpha n} k_{\alpha n} \mathbf{J}_\alpha \cdot \mathbf{L}_{\alpha n}, \quad (8)$$

where \mathbf{J}_α is the total isospin of unit cell α , $\mathbf{L}_{\alpha n}$ is the phonon angular momentum generated by mode n , and $k_{\alpha n}$ is the coupling coefficient. The index α runs over all unit cells of the crystal and n over all chiral phonon modes.

For optical phonons at the Brillouin-zone center, the phonon angular momentum is homogeneous across unit cells and we can drop the index α . It is given by $\mathbf{L}_n = \mathbf{Q}_n \times \dot{\mathbf{Q}}_n$, where $\mathbf{Q}_n = (Q_{na}, Q_{nb}, 0)$ contains the normal mode coordinates of the two orthogonal components of a doubly degenerate phonon mode, Q_{na} and Q_{nb} , in the ab plane of the crystal. We can further treat the isospin in a mean-field approximation and replace \mathbf{J}_α by the ensemble average, $\langle \mathbf{J}_\alpha \rangle$. Taking into account only isospin components perpendicular to the doubly degenerate phonon modes, the ensemble average of the isospin is $\langle \mathbf{J}_\alpha \rangle = 2|\mathbf{J}|e_z(\langle n_{-J} \rangle - \langle n_J \rangle)$, where e_z is a unit vector along the c axis of the crystal. \mathbf{J} is the isospin of a single cerium ion, of which there are two per unit cell. $\langle n_{\pm J} \rangle$ is the Fermi-Dirac distribution describing the occupation of the ground-state Kramers doublet. The magnetic moment per unit cell, \mathbf{m} , is then given by

$$\mathbf{m} = g_J \mu_B \langle \mathbf{J}_n \rangle = 2g_J \mu_B \sqrt{J(J+1)} e_z (\langle n_{-J} \rangle - \langle n_J \rangle), \quad (9)$$

where g_J is the Landé factor. Eq. (9) is the same as (2) in the main text. The theoretical value of the prefactor in Eq. (9) for the $m_J = \pm 5/2$ ground-state doublet is $g_{\pm 5/2} = g_J \sqrt{J(J+1)} = 2.54$, which is reasonably close to the experimental value of 2.02 [55], showing that the orbital angular momentum is mostly unquenched. We can now rewrite Eq. (8) in terms of the magnetic moment, yielding

$$H^{\text{s-ph}} = \sum_n K_n \mathbf{m} \cdot \mathbf{L}_n, \quad (10)$$

where we redefined the coupling as $K_n \mathbf{m} = k_{\alpha n} \langle \mathbf{J}_\alpha \rangle$. If we look at the interaction one mode at a time, we can drop the index n , which yields Eq. (1) from the main text.

The phonon Lagrangian, \mathcal{L} , including the interaction in Eq. (10), can be written as

$$\mathcal{L}(Q, \dot{Q}) = \frac{1}{2} \dot{Q}_a^2 + \frac{1}{2} \dot{Q}_b^2 - \frac{\Omega_0^2}{2} Q_a^2 - \frac{\Omega_0^2}{2} Q_b^2 - Km(Q_a \dot{Q}_b - Q_b \dot{Q}_a), \quad (11)$$

where $\Omega_a = \Omega_b \equiv \Omega_0$ is the eigenfrequency of the doubly degenerate phonon mode and $m = |\mathbf{m}|$. In frequency space, the Lagrangian can be transformed according to $Q_a \rightarrow Q_{\Omega a} \exp(i\Omega t)$, $\dot{Q}_a \rightarrow i\Omega Q_{\Omega a} \exp(i\Omega t)$, and $Q_a \dot{Q}_b \rightarrow i\Omega(Q_{\Omega a}^* Q_{\Omega b} - Q_{\Omega a} Q_{\Omega b}^*)/2$ to yield

$$\mathcal{L}(Q_\Omega, Q_\Omega^*) = \mathbf{Q}_\Omega \mathbf{D} \mathbf{Q}_\Omega^*, \quad (12)$$

where $\mathbf{Q}_\Omega = (Q_{\Omega a}, Q_{\Omega b}, 0)$, and \mathbf{D} is the dynamical matrix. The spin-phonon coupling modifies the dynamical matrix as $\mathbf{D}(m) = \mathbf{D}^{(0)} + i\mathbf{D}^{(1)}(m)$ [9, 13, 46, 47, 56–61]. In order to evaluate the effect of the interaction on the phonon frequencies, we compute the determinant of the dynamical matrix, which contains the spin-phonon coupling in its off-diagonal components,

$$\det \mathbf{D} = \begin{vmatrix} \Omega^2 - \Omega_0^2 & -2i\Omega Km \\ 2i\Omega Km & \Omega^2 - \Omega_0^2 \end{vmatrix}. \quad (13)$$

Solving the determinant close to the Brillouin-zone center ($\Omega \rightarrow \Omega_0$) yields Eq. (3) from the main text, describing a splitting of the frequencies of right- and left-handed circular polarizations, Ω_\pm , of the doubly degenerate phonon mode,

$$\Omega_\pm(m) = \Omega_0 \sqrt{1 \pm \frac{2Km}{\Omega_0}} \approx \Omega_0 \pm Km. \quad (14)$$

Without an external magnetic field, the energy levels of the $m_J = \pm 5/2$ ground-state Kramers doublet are degenerate, there is no net magnetic moment per unit cell, and the phonon frequencies in Eq. (14) remain degenerate. Applying a magnetic field, $B \parallel c$, to the paramagnet splits the ground-state doublet, $\Delta E = E_{-5/2} - E_{5/2} = 2g_{\pm 5/2} \mu_B B$, and induces a magnetization given by

$$\begin{aligned} m &= 2g_{\pm 5/2} \mu_B (\langle n_{-5/2} \rangle - \langle n_{5/2} \rangle) \\ &= 2g_{\pm 5/2} \mu_B \left[\frac{1}{\exp\left(-\frac{g_{\pm 5/2} \mu_B B}{k_B T}\right) + 1} - \frac{1}{\exp\left(\frac{g_{\pm 5/2} \mu_B B}{k_B T}\right) + 1} \right] \\ &= 2g_{\pm 5/2} \mu_B \tanh\left(\frac{g_{\pm 5/2} \mu_B B}{2k_B T}\right). \end{aligned} \quad (15)$$

In the above equation, we have used the relation

$$\frac{1}{\exp(-x) + 1} - \frac{1}{\exp(x) + 1} = \tanh\left(\frac{x}{2}\right). \quad (16)$$

Inserting Eq. (15) into (14) yields Eq. (4) of the main text,

$$\Delta\Omega(B) = 2Km = 4Kg_{\pm 5/2}\mu_B \tanh\left(\frac{g_{\pm 5/2}\mu_B B}{2k_B T}\right) \quad (17)$$

$$\equiv \Delta\Omega_s \tanh\left(\frac{g_{\pm 5/2}\mu_B B}{2k_B T}\right), \quad (18)$$

where $\Delta\Omega_s$ is the saturation phonon-frequency splitting between right- and left-handed chiral phonon modes. This equation allows us to extract the spin-phonon coupling from experimentally measured phonon splittings, $K = \Delta\Omega_s/(4g_{\pm 5/2}\mu_B)$.

TABLE I. Comparison of effective magnetic fields (B_{eff}) induced by the optical and phonon inverse Faraday effects (IFE) in different materials. We further display the pulse fluences, durations, and spectral ranges. Previous theoretical work has most of the time displayed induced magnetizations arising from phonon orbital magnetic moments in terms of nuclear magnetons per unit cell. We convert the effective magnetic field as $B = \mu_0 m/V_c$, where μ_0 is the vacuum permeability and m is the magnetic moment per unit cell. Note that direct quantitative comparisons between the mechanisms are complicated by the fact that the effective magnetic field picture breaks down for very short (tens of femtoseconds) pulses.

Reference	Excitation effect	Material (magnetic state)	B_{eff}	Pulse fluence	Pulse duration	Spectral range
Experiment [97]	Optical IFE	DyFeO ₃ (weak FM)	0.3 T	30 mJ/cm ²	200 fs	800 nm
Experiment [64]	Optical IFE	Dy ₃ Al ₅ O ₁₂ (PM)	0.3 T	200 mJ/cm ²	50 fs	800 nm
Experiment [8]	Phonon IFE	ErFeO ₃ (weak FM)	36 mT	20 mJ/cm ²	130 fs	THz/MIR
Theory [9, 12]	Phonon IFE	Various, largest value shown	0.4 mT	1.5 mJ/cm ²	1.5 ps	THz/MIR
Theory [13]	Phonon IFE	NiO (AFM)	2.5 mT	80 mJ/cm ²	2.25 ps	THz/MIR
Theory [41]	Phonon IFE	KTaO ₃ (NM)	5 μ T	\approx 3 mJ/cm ²	\approx 2 ps	THz
This work	Phonon IFE	CeCl ₃ (PM)	107 T	40 mJ/cm ²	350 fs	THz

- [1] A. Kirilyuk, A. V. Kimel, and T. Rasing, “Ultrafast optical manipulation of magnetic order,” *Rev. Mod. Phys.* **82**, 2731 (2010).
- [2] P. N emec, M. Fiebig, T. Kampfrath, and A. V. Kimel, “Antiferromagnetic opto-spintronics,” *Nat. Phys.* **14**, 229–241 (2018).
- [3] T. Kampfrath, A. Sell, G. Klatt, A. Pashkin, S. M ahrlein, T. Dekorsy, M. Wolf, M. Fiebig, A. Leitenstorfer, and R. Huber, “Coherent terahertz control of antiferromagnetic spin waves,” *Nat. Photonics* **5**, 31–34 (2011).
- [4] A. M. Kalashnikova, A. V. Kimel, and R. V. Pisarev, “Ultrafast opto-magnetism,” *Phys. Usp.* **58**, 969–980 (2015).
- [5] C. Tzschaschel, K. Otani, R. Iida, T. Shimura, H. Ueda, S. G unther, M. Fiebig, and T. Satoh, “Ultrafast optical excitation of coherent magnons in antiferromagnetic NiO,” *Phys. Rev. B* **95**, 174407 (2017).
- [6] T. Kubacka, J. A. Johnson, M. C. Hoffmann, C. Vicario, S. de Jong, P. Beaud, S. Gr ubel, S.-W. Huang, L. Huber, L. Patthey, Y.-D. Chuang, J. J. Turner, G. L. Dakovski, W.-S. Lee, M. P. Minitti, W. Schlotter, R. G. Moore, C. P. Hauri, S. M. Koohpayeh, V. Scagnoli, G. Ingold, S. L. Johnson, and U. Staub, “Large-Amplitude Spin Dynamics Driven by a THz Pulse in Resonance with an Electromagnon,” *Science* **343**, 1333–1337 (2014).
- [7] S. Schlauderer, C. Lange, S. Baierl, T. Ebnet, C. P. Schmid, D. C. Valovcin, A. K. Zvezdin, A. V. Kimel, R. V. Mikhaylovskiy, and R. Huber, “Temporal and spectral fingerprints of ultrafast all-coherent spin switching,” *Nature* **569**, 383–387 (2019).
- [8] T. F. Nova, A. Cartella, A. Cantaluppi, M. F orst, D. Bossini, R. V. Mikhaylovskiy, A. V. Kimel, R. Merlin, and A. Cavalleri, “An effective magnetic field from optically driven phonons,” *Nat. Phys.* **13**, 132–137 (2017).
- [9] D. M. Juraschek, M. Fechner, A. V. Balatsky, and N. A. Spaldin, “Dynamical multiferroicity,” *Phys. Rev. Mater.* **1**, 014401 (2017).
- [10] D. Shin, H. H ubener, U. De Giovannini, H. Jin, A. Rubio, and N. Park, “Phonon-driven spin-Floquet magneto-valleytronics in MoS₂,” *Nat. Commun.* **9**, 638 (2018).
- [11] S. F. M ahrlein, I. Radu, P. Maldonado, A. Paarmann, M. Gensch, A. M. Kalashnikova, R. V. Pisarev, M. Wolf, P. M. Oppeneer, J. Barker, and T. Kampfrath, “Dissecting spin-phonon equilibration in ferrimagnetic insulators by ultrafast lattice excitation,” *Sci. Adv.* **4**, eaar5164 (2018).
- [12] D. M. Juraschek and N. A. Spaldin, “Orbital magnetic moments of phonons,” *Phys. Rev. Mater.* **3**, 064405 (2019).
- [13] D. M. Juraschek, P. Narang, and N. A. Spaldin, “Phono-magnetic analogs to opto-magnetic effects,” *Phys. Rev. Research* **2**, 043035 (2020).
- [14] D. M. Juraschek, D. S. Wang, and P. Narang, “Sum-frequency excitation of coherent magnons,” *Phys. Rev. B* **103**, 094407 (2021).
- [15] A. S. Disa, T. F. Nova, and A. Cavalleri, “Engineering crystal structures with light,” *Nat. Phys.* **17**, 1087–1092 (2021).

- (2021).
- [16] Evgeny A. Mashkovich, Kirill A. Grishunin, Roman M. Dubrovin, Anatoly K. Zvezdin, Roman V. Pisarev, and Alexey V. Kimel, “Terahertz-Light Driven Coupling of Antiferromagnetic Spins to Lattice,” *Science* **374**, 1608 (2021).
- [17] D. M. Juraschek and P. Narang, “Magnetic control in the terahertz,” *Science* **374**, 1555 (2021).
- [18] P. G. Radaelli, “Breaking symmetry with light: Ultrafast ferroelectricity and magnetism from three-phonon coupling,” *Phys. Rev. B* **97**, 085145 (2018).
- [19] M. Gu and J. M. Rondinelli, “Nonlinear phononic control and emergent magnetism in Mott insulating titanates,” *Phys. Rev. B* **98**, 024102 (2018).
- [20] G. Khalsa and N. A. Benedek, “Ultrafast optically induced ferromagnetic/anti-ferromagnetic phase transition in GdTiO_3 from first principles,” *npj Quantum Mater.* **3**, 15 (2018).
- [21] M. Fechner, A. Sukhov, L. Chotorlishvili, C. Kenel, J. Berakdar, and N. A. Spaldin, “Magnetophononics: ultrafast spin control through the lattice,” *Phys. Rev. Mater.* **2**, 064401 (2018).
- [22] A. S. Disa, M. Fechner, T. F. Nova, B. Liu, M. Först, D. Prabhakaran, P. G. Radaelli, and A. Cavalleri, “Polarizing an antiferromagnet by optical engineering of the crystal field,” *Nat. Phys.* **16**, 937 (2020).
- [23] D. M. Juraschek and P. Narang, “Shaken not strained,” *Nat. Phys.* **16**, 900 (2020).
- [24] M. Rodriguez-Vega, Z.-X. Lin, A. Leonardo, A. Ernst, G. Chaudhary, M. G. Vergniory, and G. A. Fiete, “Phonon-mediated dimensional crossover in bilayer CrI_3 ,” *Phys. Rev. B* **102**, 081117(R) (2020).
- [25] D. Afanasiev, J. R. Hortensius, B. A. Ivanov, A. Sasaki, E. Bousquet, Y. M. Blanter, R. V. Mikhaylovskiy, A. V. Kimel, and A. D. Caviglia, “Ultrafast control of magnetic interactions via light-driven phonons,” *Nat. Mater.* **20**, 607 (2021).
- [26] M. Rodriguez-Vega, Z.-X. Lin, A. Leonardo, A. Ernst, M. G. Vergniory, and G. A. Fiete, “Light-driven topological and magnetic phase transitions in thin-layer antiferromagnets,” [arXiv:2107.14361v2](https://arxiv.org/abs/2107.14361v2) (2021).
- [27] A. Stupakiewicz, C. S. Davies, K. Szerenos, D. Afanasiev, K. S. Rabinovich, A. V. Boris, A. Caviglia, A. V. Kimel, and A. Kirilyuk, “Ultrafast phononic switching of magnetization,” *Nat. Phys.* **17**, 489 (2021).
- [28] Flavio Giorgianni, Björn Wehinger, Stephan Alenspach, Nicola Colonna, Carlo Vicario, Pascal Puphal, Ekaterina Pomjakushina, Bruce Normand, and Christian Rüegg, “Ultrafast Frustration-Breaking and Magnetophononic Driving of Singlet Excitations in a Quantum Magnet,” [arXiv:2101.01189](https://arxiv.org/abs/2101.01189) (2021).
- [29] L. Zhang and Q. Niu, “Angular Momentum of Phonons and the Einstein–de Haas Effect,” *Phys. Rev. Lett.* **112**, 085503 (2014).
- [30] D. A. Garanin and E. M. Chudnovsky, “Angular momentum in spin-phonon processes,” *Phys. Rev. B* **92**, 024421 (2015).
- [31] J. J. Nakane and H. Kohno, “Angular momentum of phonons and its application to single-spin relaxation,” *Phys. Rev. B* **97**, 174403 (2018).
- [32] M. Hamada and Shuichi Murakami, “Conversion between electron spin and microscopic atomic rotation,” *Phys. Rev. Research* **2**, 23275 (2020).
- [33] A. Rückriegel, S. Streib, G. E. W. Bauer, and R. A. Duine, “Angular momentum conservation and phonon spin in magnetic insulators,” *Phys. Rev. B* **101**, 104402 (2020).
- [34] Simon Streib, “Difference between angular momentum and pseudoangular momentum,” *Phys. Rev. B* **103**, L100409 (2021).
- [35] L. Zhang and Q. Niu, “Chiral Phonons at High-Symmetry Points in Monolayer Hexagonal Lattices,” *Phys. Rev. Lett.* **115**, 115502 (2015).
- [36] H. Zhu, J. Yi, M.-Y. Li, J. Xiao, L. Zhang, C.-W. Yang, R. A. Kaindl, L.-J. Li, Y. Wang, and X. Zhang, “Observation of chiral phonons,” *Science* **582**, 579–582 (2018).
- [37] M. Gao, W. Zhang, and L. Zhang, “Nondegenerate Chiral Phonons in Graphene/Hexagonal Boron Nitride Heterostructure from First-Principles Calculations,” *Nano Lett.* **18**, 4424–4430 (2018).
- [38] X. Chen, X. Lu, S. Dubey, Q. Yao, S. Liu, X. Wang, Q. Xiong, L. Zhang, and A. Srivastava, “Entanglement of single-photons and chiral phonons in atomically thin WSe_2 ,” *Nat. Phys.* **15**, 221–227 (2019).
- [39] Wei Zhang, Ajit Srivastava, Xiao Li, and Lifa Zhang, “Chiral phonons in the indirect optical transition of a MoS_2/WS_2 heterostructure,” *Phys. Rev. B* **102**, 174301 (2020).
- [40] Hao Chen, Weikang Wu, Jiaojiao Zhu, Shengyuan A. Yang, and L. Zhang, “Propagating Chiral Phonons in Three-Dimensional Materials,” *Nano Lett.* **21**, 3060 (2021).
- [41] R. M. Geilhufe, V. Juričić, S. Bonetti, J.-X. Zhu, and A. V. Balatsky, “Dynamically induced magnetism in KTaO_3 ,” *Phys. Rev. Research* **3**, L022011 (2021).
- [42] R. M. Geilhufe, “Dynamic electron-phonon and spin-phonon interactions due to inertia,” *Phys. Rev. Research* **4**, L012004 (2022).
- [43] W. H. Zachariasen, “Crystal Chemical Studies of the $5f$ -Series of Elements. I. New Structure Types,” *Acta Cryst.* **1**, 265 (1948).
- [44] K. H. Park and S. J. Oh, “Electron-spectroscopy study of rare-earth trihalides,” *Phys. Rev. B* **48**, 14833–14842 (1993).
- [45] D. P. Landau, J. C. Doran, and B. E. Keen, “Thermal and Magnetic Properties of CeCl_3 ,” *Phys. Rev. B* **7**, 4961 (1973).
- [46] G. Schaack, “Observation of circularly polarized phonon states in an external magnetic field,” *J. Phys. C: Solid State Phys.* **9**, 297–301 (1976).
- [47] G. Schaack, “Magnetic Field Dependent Splitting of Doubly Degenerate Phonon States in Anhydrous Cerium-Trichloride,” *Z. Physik B* **26**, 49–58 (1977).
- [48] P. Thalmeier and P. Fulde, “Magnetic-Field Dependence of Polaritons in Rare-Earth Systems,” *Z. Phys. B* **32**, 1 (1978).
- [49] T. Ray and D. K. Ray, “Dynamical Spin Hamiltonian and the Anisotropy of Spin-Lattice Relaxation for the Kramers Doublets. I. General Considerations,” *Phys. Rev.* **164**, 420–423 (1967).
- [50] H. Capellmann and S. Lipinski, “Spin-phonon coupling in intermediate valency: exactly solvable models,” *Z. Phys. B* **83**, 199 (1991).
- [51] A. S. Iosevich and H. Capellmann, “Strongly correlated spin-phonon systems: A scenario for heavy fermions,” *Phys. Rev. B* **51**, 11446 (1995).
- [52] L. Sheng, D. N. Sheng, and C. S. Ting, “Theory of the

- Phonon Hall Effect in Paramagnetic Dielectrics,” *Phys. Rev. Lett.* **96**, 155901 (2006).
- [53] Yu. Kagan and L. A. Maksimov, “Anomalous Hall Effect for the Phonon Heat Conductivity in Paramagnetic Dielectrics,” *Phys. Rev. Lett.* **100**, 145902 (2008).
- [54] J. S. Wang and L. Zhang, “Phonon hall thermal conductivity from the Green-Kubo formula,” *Phys. Rev. B* **80**, 012301 (2009).
- [55] P. Thalmeier and P. Fulde, “Optical Phonons of Rare-Earth Halides in a Magnetic Field,” *Z. Phys. B* **26**, 323–328 (1977).
- [56] E. Anastassakis, E. Burstein, A. A. Maradudin, and R. Minnick, “Morphic effects—III. Effects of an external magnetic field on the long wavelength optical phonons,” *J. Phys. Chem. Solids* **33**, 519–531 (1972).
- [57] A. Holz, “Phonons in a Strong Static Magnetic Field,” *IL Nuovo Cimento* **9**, 83–95 (1972).
- [58] I. E. Dzyaloshinskii and D. L. Mills, “Intrinsic paramagnetism of ferroelectrics,” *Phil. Mag.* **89**, 2079–2082 (2009).
- [59] P. S. Riseborough, “Quantum fluctuations in insulating ferroelectrics,” *Chem. Phys.* **375**, 184–186 (2010).
- [60] D. Liu and J. Shi, “Circular Phonon Dichroism in Weyl Semimetals,” *Phys. Rev. Lett.* **119**, 075301 (2017).
- [61] Andrey Baydin, Felix G. Hernandez, Martin Rodriguez-Vega, Anderson K. Okazaki, Fuyang Tay, G. Timothy Noe, Ikufumi Katayama, Jun Takeda, Hiroyuki Nojiri, Paulo H. O. Rappl, Eduardo Abramof, Gregory A. Fiete, and Junichiro Kono, “Magnetic Control of Soft Chiral Phonons in PbTe,” *Physical Review Letters* **128**, 075901 (2021).
- [62] J. P. Van Der Ziel, P. S. Pershan, and L. D. Malmstrom, “Optically-induced magnetization resulting from the inverse Faraday effect,” *Phys. Rev. Lett.* **15**, 190 (1965).
- [63] P. S. Pershan, “Magneto-optical effects,” *J. Appl. Phys.* **38**, 1482–1490 (1967).
- [64] A. H. M. Reid, A. V. Kimel, A. Kirilyuk, J. F. Gregg, and Th. Rasing, “Investigation of the femtosecond inverse Faraday effect using paramagnetic $\text{Dy}_3\text{Al}_5\text{O}_{12}$,” *Phys. Rev. B* **81**, 104404 (2010).
- [65] R. V. Mikhaylovskiy, E. Hendry, and V. V. Kruglyak, “Ultrafast inverse Faraday effect in a paramagnetic terbium gallium garnet crystal,” *Phys. Rev. B* **86**, 100405(R) (2012).
- [66] D. Popova, A. Bringer, and S. Blügel, “Theory of the inverse Faraday effect in view of ultrafast magnetization experiments,” *Phys. Rev. B* **84**, 214421 (2011).
- [67] D. Popova, A. Bringer, and S. Blügel, “Theoretical investigation of the inverse Faraday effect via a stimulated Raman scattering process,” *Phys. Rev. B* **85**, 094419 (2012).
- [68] H.-P. Breuer and F. Petruccione, *The Theory of Open Quantum Systems* (Oxford University Press, Oxford, 2003).
- [69] Karl Blum, *Density Matrix Theory and Applications; 3rd ed.*, Springer Series on Atomic, Optical, and Plasma Physics (Springer, Berlin, 2012).
- [70] R. Merlin, “Generating coherent THz phonons with light pulses,” *Solid State Commun.* **102**, 207–220 (1997).
- [71] T. Dekorsy, G. C. Cho, and H. Kurz, “Coherent phonons in condensed media,” in *Light Scattering in Solids VIII*, Topics in Applied Physics, Vol. 76, edited by M. Cardona and G. Güntherodt (Springer-Verlag Berlin Heidelberg, 2000) pp. 169–209.
- [72] M. Först and T. Dekorsy, “Coherent Phonons in Bulk and Low-Dimensional Semiconductors,” in *Coherent Vibrational Dynamics* (Taylor & Francis Group, Boca Raton, FL, 2008) pp. 129–172.
- [73] A. Subedi, A. Cavalleri, and A. Georges, “Theory of nonlinear phononics for coherent light control of solids,” *Phys. Rev. B* **89**, 220301(R) (2014).
- [74] M. Fechner and N. A. Spaldin, “Effects of intense optical phonon pumping on the structure and electronic properties of yttrium barium copper oxide,” *Phys. Rev. B* **94**, 134307 (2016).
- [75] D. M. Juraschek and S. F. Maehrlein, “Sum-frequency ionic Raman scattering,” *Phys. Rev. B* **97**, 174302 (2018).
- [76] X. Gonze and C. Lee, “Dynamical matrices, Born effective charges, dielectric permittivity tensors, and interatomic force constants from density-functional perturbation theory,” *Phys. Rev. B* **55**, 10355 (1997).
- [77] Xavier Gonze, “First-principles responses of solids to atomic displacements and homogeneous electric fields: Implementation of a conjugate-gradient algorithm,” *Phys. Rev. B* **55**, 10337 (1997).
- [78] G. Kresse and J. Furthmüller, “Efficiency of ab-initio total energy calculations for metals and semiconductors using a plane-wave basis set,” *Comput. Mat. Sci.* **6**, 15–50 (1996).
- [79] G. Kresse and J. Furthmüller, “Efficient iterative schemes for ab initio total-energy calculations using a plane-wave basis set,” *Phys. Rev. B* **54**, 11169 (1996).
- [80] A. Togo and I. Tanaka, “First principles phonon calculations in materials science,” *Scr. Mater.* **108**, 1–5 (2015).
- [81] G. I. Csonka, J. P. Perdew, A. Ruzsinszky, P. H. T. Philipsen, S. Lebègue, J. Paier, O. A. Vydrov, and J. G. Ángyán, “Assessing the performance of recent density functionals for bulk solids,” *Phys. Rev. B* **79**, 155107 (2009).
- [82] K. Momma and F. Izumi, “VESTA3 for three-dimensional visualization of crystal, volumetric and morphology data,” *Journal of Applied Crystallography* **44**, 1272–1276 (2011).
- [83] Yu. T. Rebane, “Faraday effect produced in the residual-ray region by the magnetic moment of an optical phonon in an ionic crystal,” *Sov. Phys. JETP* **57**, 1356 (1983).
- [84] K. Dunnett, J.-X. Zhu, N. A. Spaldin, V. Jurčić, and A. V. Balatsky, “Dynamic Multiferroicity of a Ferroelectric Quantum Critical Point,” *Phys. Rev. Lett.* **122**, 057208 (2019).
- [85] Sanghita Sengupta, M. Nabil Y. Lhachemi, and Ion Garate, “Phonon Magnetochiral Effect of Band-Geometric Origin in Weyl Semimetals,” *Phys. Rev. Lett.* **125**, 146402 (2020).
- [86] Bing Cheng, T. Schumann, Youcheng Wang, X. Zhang, D. Barbalas, S. Stemmer, and N. P. Armitage, “A Large Effective Phonon Magnetic Moment in a Dirac Semimetal,” *Nano Letters* **20**, 5991 (2020).
- [87] Cong Xiao, Yafei Ren, and Bangguo Xiong, “Adiabatically induced orbital magnetization,” *Phys. Rev. B* **103**, 115432 (2021).
- [88] Yafei Ren, Cong Xiao, Daniyar Saparov, and Qian Niu, “Phonon Magnetic Moment from Electronic Topological Magnetization,” *Phys. Rev. Lett.* **127**, 186403 (2021).
- [89] Daniyar Saparov, Bangguo Xiong, Yafei Ren, and Qian Niu, “Lattice dynamics with molecular Berry curvature:

- Chiral optical phonons,” *Phys. Rev. B* **105**, 064303 (2022).
- [90] Xiaozhe Li, Chongqun Xia, Yang Pan, Mengnan Gao, Hao Chen, and Lifa Zhang, “Topological chiral phonons along the line defect of intralayer heterojunctions,” *Phys. Rev. B* **104**, 054103 (2021).
- [91] M. Hamada, E. Minamitani, M. Hirayama, and S. Murakami, “Phonon Angular Momentum Induced by the Temperature Gradient,” *Phys. Rev. Lett.* **121**, 175301 (2018).
- [92] M. Hamada and Shuichi Murakami, “Phonon rotoelectric effect,” *Phys. Rev. B* **101**, 144306 (2020).
- [93] B. Liu, H. Bromberger, A. Cartella, T. Gebert, M. Först, and A. Cavalleri, “Generation of narrowband, high-intensity, carrier-envelope phase-stable pulses tunable between 4 and 18 THz,” *Opt. Lett.* **42**, 129–131 (2017).
- [94] F. A. Lindemann, “Über die Berechnung molekularer Eigenfrequenzen,” *Phys. Z.* **11**, 609–612 (1910).
- [95] M. Först, C. Manzoni, S. Kaiser, Y. Tomioka, Y. Tokura, R. Merlin, and A. Cavalleri, “Nonlinear phononics as an ultrafast route to lattice control,” *Nat. Phys.* **7**, 854–856 (2011).
- [96] C. Vicario, A. Trisorio, S. Allenspach, C. Rüegg, and F. Giorgianni, “Narrow-band and tunable intense terahertz pulses for mode-selective coherent phonon excitation,” *Appl. Phys. Lett.* **117**, 101101 (2020).
- [97] A. V. Kimel, A. Kirilyuk, P. A. Usachev, R. V. Pisarev, A. M. Balbashov, and Th. Rasing, “Ultrafast non-thermal control of magnetization by instantaneous photomagnetic pulses,” *Nature* **435**, 655–657 (2005).
- [98] A. Lunghi and S. Sanvito, “How do phonons relax molecular spins?” *Science Advances* **5**, eaax7163 (2019).
- [99] M. Battiato, G. Barbalinardo, and P. M. Oppeneer, “Quantum theory of the inverse Faraday effect,” *Phys. Rev. B* **89**, 014413 (2014).
- [100] Ritwik Mondal, Marco Berritta, Charles Paillard, Surendra Singh, Brahim Dkhil, Peter M. Oppeneer, and L. Bellaïche, “Relativistic interaction Hamiltonian coupling the angular momentum of light and the electron spin,” *Phys. Rev. B* **92**, 100402(R) (2015).
- [101] A. Hamed Majedi and Brahim Lounis, “Nonlinear optics of optomagnetics: Quantum and classical treatments,” *Phys. Rev. B* **102**, 214401 (2020).
- [102] M. Berritta, R. Mondal, K. Carva, and P. M. Oppeneer, “Ab Initio Theory of Coherent Laser-Induced Magnetization in Metals,” *Phys. Rev. Lett.* **117**, 137203 (2016).
- [103] Tobias Dannegger, Marco Berritta, Karel Carva, Severin Selzer, Ulrike Ritzmann, Peter M. Oppeneer, and Ulrich Nowak, “Ultrafast coherent all-optical switching of an antiferromagnet with the inverse Faraday effect,” *Phys. Rev. B* **104**, L060413 (2021).
- [104] W. Dörfler, H. D. Hochheimer, and G. Schaack, “Investigation of the $4f$ -Electron-Phonon-Coupling in the Ferromagnet LiTbF_4 by Inelastic Scattering of Light,” *Z. Phys. B* **51**, 153 (1983).
- [105] S. D. Bader and S. S. P. Parkin, “Spintronics,” *Annu. Rev. Condens. Matter Phys.* **1**, 71–88 (2010).
- [106] N. A. Spaldin and R. Ramesh, “Advances in magnetoelectric multiferroics,” *Nat. Mater.* **18**, 203 (2019).
- [107] D. Fausti, R. I. Tobey, N. Dean, S. Kaiser, A. Dienst, M. C. Hoffmann, S. Pyon, T. Takayama, H. Takagi, and A. Cavalleri, “Light-induced superconductivity in a stripe-ordered cuprate,” *Science* **331**, 189–191 (2011).
- [108] R. Mankowsky, A. Subedi, M. Först, S. O. Mariager, M. Chollet, H. T. Lemke, J. S. Robinson, J. M. Glowia, M. P. Minitti, A. Frano, M. Fechner, N. A. Spaldin, T. Loew, B. Keimer, A. Georges, and A. Cavalleri, “Nonlinear lattice dynamics as a basis for enhanced superconductivity in $\text{YBa}_2\text{Cu}_3\text{O}_{6.5}$,” *Nature* **516**, 71–73 (2014).
- [109] M. Mitrano, A. Cantaluppi, D. Nicoletti, S. Kaiser, A. Perucchi, S. Lupi, P. Di Pietro, D. Pontiroli, M. Riccò, S. R. Clark, D. Jaksch, and A. Cavalleri, “Possible light-induced superconductivity in K_3C_{60} at high temperature,” *Nature* **530**, 461–464 (2016).
- [110] A. Cantaluppi, M. Buzzi, G. Jotzu, D. Nicoletti, M. Mitrano, D. Pontiroli, M. Riccò, A. Perucchi, P. Di Pietro, and A. Cavalleri, “Pressure tuning of light-induced superconductivity in K_3C_{60} ,” *Nat. Phys.* **14**, 837–841 (2018).