

Randomized Automatic Differentiation

Deniz Oktay, Nick McGreivoy, Joshua Aduol, Alex Beatson, Ryan P. Adams

Princeton University

{doktay, mcgreivoy, jaduol, abeatson, rpa}@princeton.edu

Abstract: The successes of deep learning, variational inference, and many other fields have been aided by specialized implementations of reverse-mode automatic differentiation (AD) to compute gradients of mega-dimensional objectives. The AD techniques underlying these tools were designed to compute exact gradients to numerical precision, but modern machine learning models are almost always trained with stochastic gradient descent. Why spend computation and memory on exact (minibatch) gradients only to use them for stochastic optimization? We develop a general framework and approach for randomized automatic differentiation (RAD), which allows unbiased gradient estimates to be computed with reduced memory in return for variance. We examine limitations of the general approach, and argue that we must leverage problem specific structure to realize benefits. We develop RAD techniques for a variety of simple neural network architectures, and show that for a fixed memory budget, RAD converges in fewer iterations than using a small batch size for feedforward networks, and in a similar number for recurrent networks. We also show that RAD can be applied to scientific computing, and use it to develop a low-memory stochastic gradient method for optimizing the control parameters of a linear reaction-diffusion PDE representing a fission reactor.

1. Introduction

Deep neural networks have taken center stage as a powerful way to construct and train massively-parametric machine learning (ML) models for supervised, unsupervised, and reinforcement learning tasks. There are many reasons for the resurgence of neural networks—large data sets, GPU numerical computing, technical insights into overparameterization, and more—but one major factor has been the development of tools for automatic differentiation (AD) of deep architectures. Tools like PyTorch and TensorFlow provide a computational substrate for rapidly exploring a wide variety of differentiable architectures without performing tedious and error-prone gradient derivations. The flexibility of these tools has enabled a revolution in AI research, but the underlying ideas for reverse-mode AD go back decades. While tools like PyTorch and TensorFlow have received huge dividends from a half-century of AD research, they are also burdened by the baggage of design decisions made in a different computational landscape. The research on AD that led to these ubiquitous deep learning frameworks is focused on the computation of Jacobians that are *exact* up to numerical precision. However, in modern workflows these Jacobians are used for *stochastic* optimization. We ask:

Why spend resources on exact gradients when we’re going to use stochastic optimization?

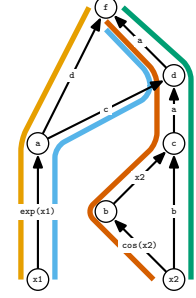
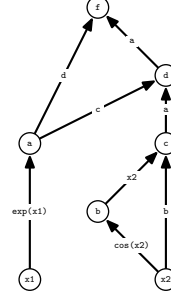
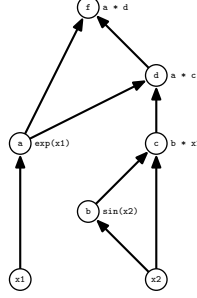
This question is motivated by the surprising realization over the past decade that deep neural network training can be performed almost entirely with first-order stochastic optimization. In fact, empirical evidence supports the hypothesis that the regularizing effect of gradient noise *assists* model generalization (Keskar et al., 2017; Smith and Le, 2018; Hochreiter and Schmidhuber, 1997). Stochastic gradient descent variants such as AdaGrad (Duchi et al., 2011) and Adam (Kingma and Ba, 2015) form the core of almost all successful optimization techniques for these models, using small subsets of the data to form the noisy gradient estimates.

The goals and assumptions of automatic differentiation as performed in classical and modern systems are mismatched with those required by stochastic optimization. Decades of AD research has assumed that exactness of the Jacobian is critical, largely motivated by a tradition of serving problems in applied mathematics, e.g., solving systems of differential equations. But in stochastic optimization we only need noisy gradients: why require exactness if we can get noisy gradients cheaply? Although previous research has investigated use of approximations in the forward or reverse pass of neural networks to reduce computational requirements, here we generalize from deterministic AD to *randomized* automatic differentiation (RAD), trading off of computation for variance *inside* AD routines when imprecise gradient estimates are tolerable, while retaining unbiasedness.

Code for all experiments available at: <https://github.com/PrincetonLIPS/RandomizedAutomaticDifferentiation>

```
from math import sin, exp
```

```
def f(x1, x2):
    a = exp(x1)
    b = sin(x2)
    c = b * x2
    d = a * c
    return a * d
```



(a) Differentiable Python function

(b) Primal graph

(c) Linearized graph

(d) Bauer paths

Fig 1: Illustration of the basic concepts of the linearized computational graph and Bauer’s formula. (a) a simple Python function with intermediate variables; (b) the primal computational graph, a DAG with variables as vertices and flow moving upwards to the output; (c) the linearized computational graph (LCG) in which the edges are labeled with the values of the local derivatives; (d) illustration of the four paths that must be evaluated to compute the Jacobian. (Example from Paul D. Hovland.)

2. Automatic Differentiation

Automatic (or *algorithmic*) differentiation is a family of techniques for taking a program that computes a differentiable function $f : \mathbb{R}^n \rightarrow \mathbb{R}^m$, and producing another program that computes the associated derivatives; most often the Jacobian: $\mathcal{J}[f] = f' : \mathbb{R}^n \rightarrow \mathbb{R}^{m \times n}$. (For a comprehensive treatment of AD, see [Griewank and Walther \(2008\)](#); for an ML-focused review see [Baydin et al. \(2018\)](#).) In most machine learning applications, f is a loss function that produces a scalar output, i.e., $m = 1$, for which the gradient with respect to parameters is desired. AD techniques are contrasted with the method of *finite differences*, which approximates derivatives numerically using a small but non-zero step size, and also distinguished from *symbolic differentiation* in which a mathematical expression is processed using standard rules to produce another mathematical expression, although [Elliott \(2018\)](#) argues that the distinction is simply whether or not it is the compiler that manipulates the symbols.

There are a variety of approaches to AD: source-code transformation (e.g., [Bischof et al. \(1992\)](#); [Hascoet and Pascual \(2013\)](#); [van Merriënboer et al. \(2018\)](#)), execution tracing (e.g., [Walther and Griewank \(2009\)](#); [Maclaurin et al.](#)), manipulation of explicit computational graphs (e.g., [Abadi et al. \(2016\)](#); [Bergstra et al. \(2010\)](#)), and category-theoretic transformations ([Elliott, 2018](#)). AD implementations exist for many different host languages, although they vary in the extent to which they take advantage of native programming patterns, control flow, and language features. Regardless of whether it is constructed at compile-time, run-time, or via an embedded domain-specific language, all AD approaches can be understood as manipulating the *linearized computational graph* (LCG) to collapse out intermediate variables. Figure 1 shows the LCG for a simple example. These computational graphs are always directed acyclic graphs (DAGs) with vertices as variables.

Concretely, let the outputs of f be denoted as y_j , the inputs as θ_i , and the intermediates as z_l . *Bauer’s formula* ([Bauer, 1974](#)) provides a unifying interpretation of AD by framing the computation of a partial derivative as a sum over all paths through the LCG DAG:

$$\frac{\partial y_j}{\partial \theta_i} = \mathcal{J}[f]_{j,i} = \sum_{[i \rightarrow j]} \prod_{(k,l) \in [i \rightarrow j]} \frac{\partial z_l}{\partial z_k} \quad (1)$$

where $[i \rightarrow j]$ indexes paths from vertex i to vertex j and $(k, l) \in [i \rightarrow j]$ denotes the set of edges in that path. See Figure 1d for an illustration.

Although general, this naïve sum over paths does not take advantage of the structure of the problem and so, as in other kinds of graph computations, dynamic programming (DP) provides a better approach. The DP approach collapses substructures of the graph, until it becomes bipartite and the remaining edges from inputs to outputs represent exactly the entries of the Jacobian matrix. This is referred to as the *Jacobian accumulation problem* ([Naumann, 2004](#)) and there are a variety of ways to manipulate the graph, including vertex, edge, and face elimination ([Griewank and Naumann, 2002](#)). Forward-mode AD and reverse-mode

AD (backpropagation) are special cases of more general dynamic programming strategies to perform this summation; determination of the optimal accumulation schedule is unfortunately NP-complete (Naumann, 2008).

While the above formulation in which each variable is a scalar can represent any computational graph, it can lead to structures that are difficult to reason about. Often we prefer to manipulate vectors and matrices, and we can instead let each intermediate z_l represent a d_l dimensional vector. In this case, $\partial z_l / \partial z_k \in \mathbb{R}^{d_l \times d_k}$ represents the intermediate Jacobian of the operation $z_k \rightarrow z_l$. Note that eqn (1) now expresses the Jacobian of f as a sum over chained matrix products.

3. Randomizing Automatic Differentiation

We introduce techniques that could be used to decrease the resource requirements of AD when used for stochastic optimization. We focus on functions with a scalar output where we are interested in the gradient of the output with respect to some parameters, $\mathcal{J}_\theta[f]$. Reverse-mode AD efficiently calculates $\mathcal{J}_\theta[f]$, but requires the full linearized computational graph to either be stored during the forward pass, or to be recomputed during the backward pass using intermediate variables recorded during the forward pass. For large computational graphs this could provide a large memory burden.

The most common technique for reducing the memory requirements of AD is gradient checkpointing (Griewank and Walther, 2000; Chen et al., 2016), which saves memory by adding extra forward pass computations. Checkpointing is effective when the number of "layers" in a computation graph is much larger than the memory required at each layer. We take a different approach; we instead aim to save memory by increasing gradient variance, without extra forward computation.

Our main idea is to consider an unbiased estimator $\hat{\mathcal{J}}_\theta[f]$ such that $\mathbb{E}\hat{\mathcal{J}}_\theta[f] = \mathcal{J}_\theta[f]$ which allows us to save memory required for reverse-mode AD. Our approach is to determine a sparse (but random) linearized computational graph during the forward pass such that reverse-mode AD applied on the sparse graph yields an unbiased estimate of the true gradient. We may then decrease storage by storing the sparse LCG directly or storing intermediate variables required to compute the sparse LCG.

In this section we provide general recipes for randomizing AD by sparsifying the LCG. In sections 4 and 5 we apply these recipes to develop specific algorithms for neural networks and linear PDEs which achieve concrete memory savings.

3.1. Path Sampling

Observe that in Bauer's formula each Jacobian entry is expressed as a sum over paths in the LCG. A simple strategy is to sample paths uniformly at random from the computation graph, and form a Monte Carlo estimate of Equation 1. Naïvely this could take multiple passes through the graph. However, multiple paths can be sampled without significant computation overhead by performing a topological sort of the vertices and iterating through vertices, sampling multiple outgoing edges for each. We provide a proof and detailed algorithm in the appendix. Dynamic programming methods such as reverse-mode automatic differentiation can then be applied to the sparsified LCG.

3.2. Random Matrix Injection

In computation graphs consisting of vector operations, the vectorized computation graph is a more compact representation. We introduce an alternative view on sampling paths in this case. A single path in the vectorized computation graph represents many paths in the underlying scalar computation graph. As an example, Figure 2c is a vector representation for Figure 2b. For this example,

$$\frac{\partial y}{\partial \theta} = \frac{\partial y}{\partial C} \frac{\partial C}{\partial B} \frac{\partial B}{\partial A} \frac{\partial A}{\partial \theta} \quad (2)$$

where A, B, C are vectors with entries a_i, b_i, c_i , $\partial C / \partial B, \partial B / \partial A$ are 3×3 Jacobian matrices for the intermediate

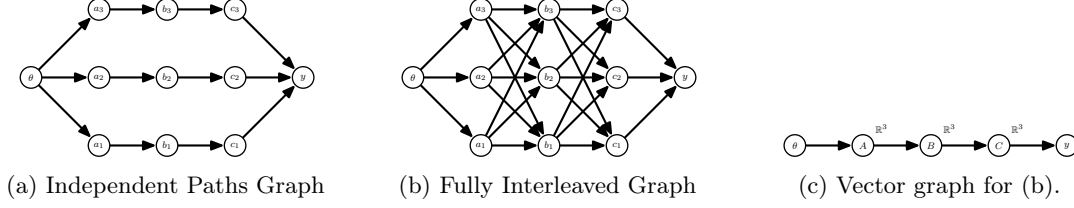


Fig 2: Common computational graph patterns. The graphs may be arbitrarily deep and wide. (a) A small number of independent paths. Path sampling has constant variance with depth. (b) The number of paths increases exponentially with depth; path sampling gives high variance. Independent paths are common when a loss decomposes over data. Fully interleaved graphs are common with vector operations.

operations, $\partial y / \partial C$ is 1×3 , and $\partial A / \partial \theta$ is 3×1 . We now note that the contribution of the path $p = \theta \rightarrow a_1 \rightarrow b_2 \rightarrow c_2 \rightarrow y$ to the gradient is,

$$\frac{\partial y}{\partial C} P_2 \frac{\partial C}{\partial B} P_2 \frac{\partial B}{\partial A} P_1 \frac{\partial A}{\partial \theta} \quad (3)$$

where $P_i = e_i e_i^T$ (outer product of standard basis vectors). Sampling from $\{P_1, P_2, P_3\}$ and right multiplying a Jacobian is equivalent to sampling the paths passing through a vertex in the scalar graph.

In general, if we have the transition $B \rightarrow C$ in a vectorized computational graph, where $B \in \mathbb{R}^d, C \in \mathbb{R}^m$, we can insert a random matrix P , where $P = d/k \sum_{s=1}^k P_s$ and each P_s is sampled uniformly from $\{P_1, P_2, \dots, P_d\}$. With this construction, $\mathbb{E}P = I_d$, so

$$\mathbb{E} \left[\frac{\partial C}{\partial B} P \right] = \frac{\partial C}{\partial B} \quad (4)$$

Right multiplication by P may be achieved by sampling the intermediate Jacobian: one does not need to actually assemble and multiply the two matrices. For clarity we adopt the notation $\mathcal{S}_P[\partial C / \partial B] = \partial C / \partial B P$. This is sampling (with replacement) k out of the d vertices represented by B , and only considering paths that pass from those vertices.

The important properties of P that enable memory savings with an unbiased approximation are

$$\mathbb{E}P = I_d \quad \text{and} \quad P = RR^T, R \in \mathbb{R}^{d \times k}, k < d. \quad (5)$$

We could therefore consider other matrices with the same properties. In our additional experiments in the appendix, we also let R be a random projection matrix of independent Rademacher random variables, a construction common in compressed sensing and randomized dimensionality reduction.

In vectorized computational graphs, we can imagine a two-level sampling scheme. We can both sample paths from the computational graph where each vertex on the path corresponds to a vector. We can also sample within each vector path, with sampling performed via matrix injection as above.

In many situations the full intermediate Jacobian for a vector operation is unreasonable to store. Consider the operation $B \rightarrow C$ where $B, C \in \mathbb{R}^d$. The Jacobian is $d \times d$. Thankfully many common operations are element-wise, leading to a diagonal Jacobian that can be stored as a d -vector. Another common operation is matrix-vector products. Consider $Ab = c$, $\partial c / \partial b = A$. Although A has many more entries than c or b , in many applications A is either a parameter to be optimized or is easily recomputed. Therefore in our implementations, we do not directly construct and sparsify the Jacobians. We instead sparsify the input vectors or the compact version of the Jacobian in a way that has the same effect. Unfortunately, there are some practical operations such as softmax that do not have a compactly-representable Jacobian and for which this is not possible.

3.3. Variance

The variance incurred by path sampling and random matrix injection will depend on the structure of the LCG. We present two extremes in Figure 2. In Figure 2a, each path is independent and there are a small

number of paths. If we sample a fixed fraction of all paths, variance will be constant in the depth of the graph. In contrast, in Figure 2b, the paths overlap, and the number of paths increases exponentially with depth. Sampling a fraction of outgoing edges for each vertex will lead to an exponentially decreasing fraction of paths sampled, and exponentially increasing variance with depth.

It is thus difficult to apply sampling schemes without knowledge of the underlying graph. Indeed, our initial efforts to apply random matrix injection schemes to neural network graphs resulted in variance exponential with depth of the network, which prevented stochastic optimization from converging. We develop tailored sampling strategies for computation graphs corresponding to problems of common interest, exploiting properties of these graphs to avoid the exploding variance problem.

4. Application: Neural Networks

We consider neural networks composed of fully connected layers, convolution layers, ReLU nonlinearities, and pooling layers. We take advantage of the important property that many of the intermediate Jacobians can be compactly stored, and the memory required during reverse-mode is often bottlenecked by a few operations. We draw a vectorized computational graph for a typical simple neural network in figure 3. Although the diagram depicts a dataset of size of 3, batch size of size 1, and 2 hidden layers, we assume the dataset size is N . Our analysis is valid for any number of hidden layers, and also recurrent networks. We are interested in the gradients $\partial y / \partial w_1$ and $\partial y / \partial w_2$.

4.1. Minibatch SGD as Randomized AD

At first look, the diagram has a very similar pattern to that of 2a, so that path sampling would be a good fit. Indeed, we could sample $B < N$ paths from W_1 to y , and also B paths from W_2 to y . Each path corresponds to processing a different batch element, and the computations are independent.

In empirical risk minimization, the final loss function is an average of the loss over data points. Therefore, the intermediate partials $\partial y / \partial h_{2,x}$ for each data point x will be independent of the other data points. As a result, if the same paths are chosen in path sampling for W_1 and W_2 , and if we are only interested in the stochastic gradient (and not the full function evaluation), the computation graph only needs to be evaluated for the data points corresponding to the sampled paths. This exactly corresponds to mini-batching. The paths are visually depicted in Figure 3b.

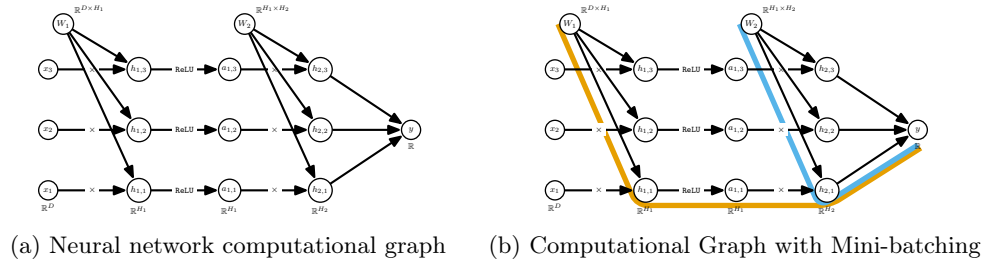


Fig 3: NN computation graphs.

4.2. Alternative SGD schemes with Randomized AD

We wish to use our principles to derive a randomization scheme that can be used on top of mini-batch SGD. Consider a path corresponding to data point 1. The contribution to the gradient $\partial y / \partial w_1$ is

$$\frac{\partial y}{\partial h_{2,1}} \frac{\partial h_{2,1}}{\partial a_{1,1}} \frac{\partial a_{1,1}}{\partial h_{1,1}} \frac{\partial h_{1,1}}{\partial w_1} \quad (6)$$

Using random matrix injection to sample every Jacobian would lead to exploding variance. Instead, we analyze each term to see which are memory bottlenecks.

$\partial y / \partial h_{2,1}$ contains the Jacobian with respect to (typically) the loss. There is only one loss in most neural networks, so memory requirements for this Jacobian are independent of depth of the network. Additionally, the dimension of the classifier is usually smaller (10 – 1000) than the other layers (which can have dimension 10,000 or more in convolutional networks). Therefore, in most cases the Jacobian at the output layer is not a memory bottleneck.

$\partial h_{2,1} / \partial a_{1,1}$ contains the Jacobian of the hidden layer with respect to the previous layer activation. This can be constructed directly from W_2 , which as the parameter we optimize for, must be stored in memory, and this memory cost is independent of batch size. In convolutional networks, due to weight sharing, the effective dimensionality is much smaller than $H_1 \times H_2$. In recurrent networks, it is shared across timesteps. Therefore, these partials are not a memory bottleneck.

$\partial a_{1,1} / \partial h_{1,1}$ contains the Jacobian of the ReLU activation function. This can be compactly stored using 1-bit per entry, as the gradient can only be 1 or 0. Note that this is true for ReLU activations in particular, and not true for general activation functions, although ReLU is widely used in deep learning. For ReLU activations, these partials are not a memory bottleneck.

$\partial h_{1,1} / \partial w_1$ contains the memory bottleneck for typical ReLU neural networks. This is the Jacobian of the hidden layer output with respect to W_1 , which, in a multi-layer perceptron, is equal to x_1 . For B data points, this is a $B \times D$ dimensional matrix.

Accordingly, we choose to sample $\partial h_{1,1} / \partial w_1$, replacing the matrix chain with $\frac{\partial y}{\partial h_{2,1}} \frac{\partial h_{2,1}}{\partial a_{1,1}} \frac{\partial a_{1,1}}{\partial h_{1,1}} \mathcal{S}_{P_{W_1}} \left[\frac{\partial h_{1,1}}{\partial W_1} \right]$. For an arbitrarily deep NN, this can be generalized:

$$\frac{\partial y}{\partial h_{d,1}} \frac{\partial h_{d,1}}{\partial a_{d-1,1}} \frac{\partial a_{d-1,1}}{\partial h_{d-1,1}} \cdots \frac{\partial a_{1,1}}{\partial h_{1,1}} \mathcal{S}_{P_{W_1}} \left[\frac{\partial h_{1,1}}{\partial W_1} \right], \quad \frac{\partial y}{\partial h_{d,1}} \frac{\partial h_{d,1}}{\partial a_{d-1,1}} \frac{\partial a_{d-1,1}}{\partial h_{d-1,1}} \cdots \frac{\partial a_{2,1}}{\partial h_{2,1}} \mathcal{S}_{P_{W_2}} \left[\frac{\partial h_{2,1}}{\partial W_2} \right]$$

This can be interpreted as sampling activations of the neural network on the backward pass. This is our proposed alternative SGD scheme for neural networks: along with sampling data points, we can also sample activations in this manner, while maintaining an unbiased approximation to the gradient. This does not lead to exploding variance, as along any path from a given neural network parameter to the loss, the sampling operation is only applied to a single Jacobian. Sampling for convolutional networks is visualized in figure 4.

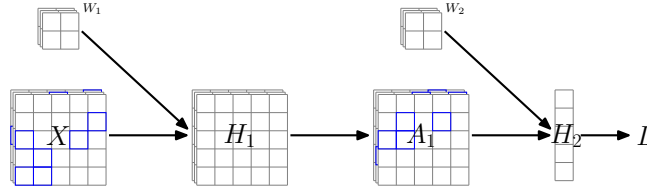


Fig 4: Convnet activation sampling for one batch element. X is the image, H is the pre-activation, and A is the activation. A is the output of a ReLU, so we can store the Jacobian $\partial A_1 / \partial H_1$ with 1 bit per entry. For X and H we sample spatial elements and compute the Jacobians $\partial H_1 / \partial w_1$ and $\partial H_2 / \partial w_2$ with the sparse tensors.

4.3. Neural Network Experiments

We evaluate our proposed RAD method on two feedforward architectures: a small fully connected network trained on MNIST, and a small convolutional network trained on CIFAR-10. We also evaluate our method on an RNN trained on Sequential-MNIST. The exact architectures and the calculations for the associated memory savings from our method are available in the appendix.

We are mainly interested in the following question:

For a fixed memory budget and fixed number of gradient descent iterations, how quickly does our proposed method optimize the training loss compared to standard SGD with a smaller batch size?

Reducing the batch size will also reduce computational costs, while RAD will only reduce memory costs. Theoretically our method could reduce computational costs slightly, but this is not our focus. We only

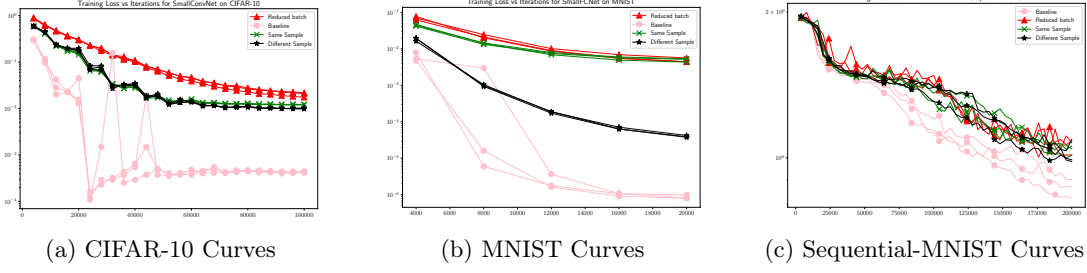


Fig 5: Training curves for neural networks. For the convolutional and fully connected neural networks, the loss decreases faster using activation sampling, compared to reducing the batch size further to match the memory usage. For the fully connected NN on MNIST, it is important to sample different activations for each batch element, since otherwise only part of the weight vector will get updated with each iteration. For the convolutional NN on CIFAR-10, this is not an issue due to weight tying. As expected, the full memory baseline converges quicker than the low memory versions. For the RNN on Sequential-MNIST, sampling different activations at each time-step matches the performance obtained by reducing the batch size.

consider the memory/gradient variance tradeoff while avoiding adding significant overhead on top of vanilla reverse-mode (as is the case for checkpointing).

Results are shown in figure 5. Our feedforward network full-memory baseline is trained with a batch size of 150. For RAD we keep a batch size of 150, and try 2 different configurations. For "same sample", we sample with replacement a 0.1 fraction of activations, and the same activations are sampled for each batch element. For "different sample", we sample a 0.1 fraction of activations, independently for each batch element. Our "reduced batch" experiment is trained without RAD with a batch size of 20 for CIFAR-10 and 22 for MNIST. This achieves similar memory budget as RAD with batch size 150. Details of this calculation and of hyperparameters are in the appendix.

For the feedforward networks we separately tune the learning rate and ℓ_2 regularization parameter on a randomly held out validation set. We train with the best performing hyperparameters on bootstrapped versions of the full training set to measure variability in training. Details are in the appendix, including plots for train/test accuracy/loss, and a wider range of fraction of activations sampled.

In the RNN case, we also run baseline, "same sample", "different sample" and "reduced batch" experiments. Other than the "reduced batch" experiment, they use a batch size of 150. For the "reduced batch" we use a batch size of 21. The learning rates for all experiments are fixed at 10^{-4} due to the expense of tuning, and the models are trained with SGD. When sampling, we sample different activations at each time-step.

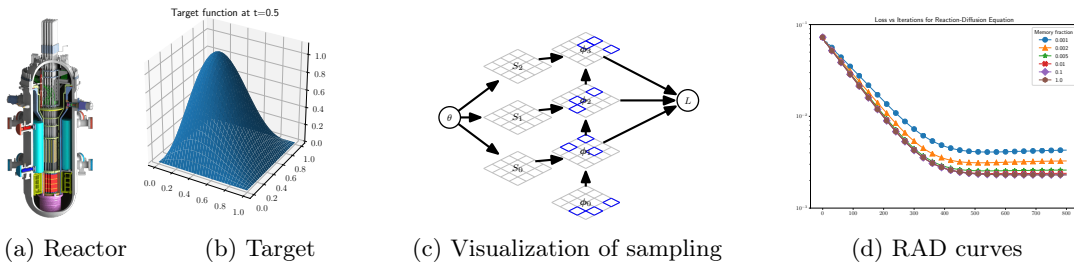


Fig 6: Reaction-diffusion PDE. (a) Inside of fission reactor. (Image: The Engineer). (d) RAD saves considerable memory, up to 99%, without significant slowdown in convergence.

5. Application: Reaction-Diffusion PDE

Our second application is motivated by the observation that many scientific computing problems involve a repeated or iterative computation resulting in a layered computational graph. We may apply RAD to get a stochastic estimate of the gradient by subsampling paths through the computational graph. For certain problems, we can leverage problem structure to develop a low-memory stochastic gradient estimator without exploding variance. To illustrate this possibility we consider the optimization of a linear reaction-diffusion PDE on a square domain with Dirichlet boundary conditions, representing the production and diffusion of neutrons in a fission reactor (McClarren, 2018) such as in figure 6a. Simulating this process involves solving for a potential $\phi(x, y, t)$ varying in two spatial coordinates and in time. The solution obeys the partial differential equation:

$$\frac{\partial \phi(x, y, t)}{\partial t} = D \nabla^2 \phi(x, y, t) + C(x, y, t, \theta) \phi(x, y, t) \quad (7)$$

We solve this PDE on a spatial grid using an explicit update rule $\phi_{t+1} = \mathbf{M} \phi_t + \Delta t \mathbf{C}_t \odot \phi_t$. The initial condition is $\phi_0 = \sin(\pi x) \sin(\pi y)$. We set $\phi = 0$ on the boundary of the domain. The loss function is the time-averaged squared error between ϕ and a time-dependent target, $L = 1/T \sum_t \|\phi_t(\theta) - \phi_t^{\text{target}}\|_2^2$. The target is set to $\phi_t^{\text{target}} = \phi_0 + 1/4 \sin(\pi t) \sin(2\pi x) \sin(\pi y)$. The source C is given by a seven-term Fourier series in x and t , with coefficients given by $\theta \in \mathbb{R}^7$, where θ is the control parameter to be optimized. Full simulation details are provided in the appendix.

5.1. Randomized AD for Linear PDE-Constrained Optimization

The gradient is $\frac{\partial L}{\partial \theta} = \sum_{t=1}^T \frac{\partial L}{\partial \phi_t} \sum_{i=1}^t \left(\prod_{j=i}^{t-1} \frac{\partial \phi_{j+1}}{\partial \phi_j} \right) \frac{\partial \phi_i}{\partial \mathbf{C}_{i-1}} \frac{\partial \mathbf{C}_{i-1}}{\partial \theta}$. As the reaction-diffusion PDE is linear and explicit, $\partial \phi_{j+1} / \partial \phi_j \in \mathbb{R}^{N_x^2 \times N_x^2}$ is known and independent of ϕ . We avoid storing \mathbf{C} at each timestep by recomputing \mathbf{C} from θ and t . This permits a low-memory stochastic gradient estimate without exploding variance by sampling from $\partial L / \partial \phi_t \in \mathbb{R}^{N_x^2}$ and the diagonal matrix $\partial \phi_i / \partial \mathbf{C}_{i-1}$, replacing $\frac{\partial L}{\partial \theta}$ with the unbiased estimator

$$\sum_{t=1}^T \mathcal{S}_{P\phi_t} \left[\frac{\partial L}{\partial \phi_t} \right] \sum_{i=1}^t \left(\prod_{j=i}^{t-1} \frac{\partial \phi_{j+1}}{\partial \phi_j} \right) \mathcal{S}_{P\phi_{i-1}} \left[\frac{\partial \phi_i}{\partial \mathbf{C}_{i-1}} \right] \frac{\partial \mathbf{C}_{i-1}}{\partial \theta}. \quad (8)$$

This estimator can reduce memory by as much as 99% without harming optimization; see figure 6d.

6. Related Work

Approximating gradients and matrix operations Much thought has been given to the approximation of general gradients and Jacobians. We draw inspiration from this literature, although our main objective is designing an unbiased gradient estimator, rather than an approximation with bounded accuracy. Abdel-Khalik et al. (2008) accelerate Jacobian accumulation via random projections, in a similar manner to randomized methods for SVD and matrix multiplication. Choromanski and Sindhvani (2017) recover Jacobians in cases where AD is not available by performing a small number of function evaluations with random input perturbations and leveraging known structure of the Jacobian (such as sparsity and symmetry) via compressed sensing.

Other work aims to accelerate neural network training by approximating operations from the forward and/or backward pass. Sun et al. (2017) and Wei et al. (2017) backpropagate sparse gradients, keeping only the top k elements of the adjoint vector. Adelman and Silberstein (2018) approximate matrix multiplications and convolutions in the forward pass of neural nets using a column-row sampling scheme similar to our subsampling scheme. Their method also reduces the computational cost of the backwards pass but changes the objective landscape.

Related are invertible and reversible transformations, which remove the need to save intermediate variables on the forward pass, as these can be recomputed on the backward pass. Maclaurin et al. (2015) use this idea

for hyperparameter optimization, reversing the dynamics of SGD with momentum to avoid the expense of saving model parameters at each training iteration. [Gomez et al. \(2017\)](#) introduce a reversible ResNet ([He et al., 2016](#)) to avoid storing activations.

Limited-memory learning and optimization Memory is a major bottleneck for reverse-mode AD, and much work aims to reduce its footprint. Gradient checkpointing is perhaps the most well known, and has been used for both reverse-mode AD ([Griewank and Walther, 2000](#)) with general layerwise computation graphs, and for neural networks ([Chen et al., 2016](#)). In gradient checkpointing, some subset of intermediate variables are saved when performing the function evaluation, and these are used to re-compute downstream variables when required. Gradient checkpointing achieves sublinear memory cost with the number of layers in the computation graph or the neural network, at the cost of a constant-factor increase in runtime. Our method also bears similarity the literature on unbiased approximation of gradients for limited-communication distributed learning ([Wangni et al., 2018](#)).

Stochastic Computation Graphs Our work is connected to the literature on stochastic estimation of gradients of expected values, or of the expected outcome of a stochastic computation graph. The distinguishing feature of this literature, vs. the proposed RAD approach, is that this literature uses stochastic estimators of an objective value in order to derive a stochastic gradient estimator: i.e., the forward pass is randomized. Methods such as REINFORCE ([Williams, 1992](#)) and policy gradients optimize an expected return while avoiding enumerating the intractably large space of possible outcomes or trajectories by providing an unbiased stochastic gradient estimator, i.e., by trading computation for variance. This is also true of minibatch stochastic gradient descent, and methods for training generative models such as contrastive divergence ([Hinton, 2002](#)), and stochastic optimization of evidence lower bounds ([Kingma and Welling, 2013](#)). Recent approaches have taken intractable deterministic computation graphs with special structure, i.e. involving loops or the limits of a series of terms, and developed tractable, unbiased, randomized telescoping series-based estimators for the graph’s output, which naturally permit tractable unbiased gradient estimation ([Tallec and Ollivier, 2017](#); [Beatson and Adams, 2019](#); [Chen et al., 2019](#); [Luo et al., 2020](#)).

7. Conclusion

We present a framework for randomized automatic differentiation. Using this framework, we construct reduced-memory unbiased estimators for neural network optimization and for optimizing linear PDEs. Future work could develop RAD formulas for new computation graphs, e.g. using randomized rounding to handle arbitrary activation functions and nonlinear transformations, integrating RAD with the adjoint method for PDEs, or exploiting problem-specific sparsity in the Jacobians of physical simulators. Another interesting future direction is in developing non-uniform sampling strategies, via static or dynamic analysis of the LCG, to maximize gains while minimizing variance. The randomized view on automatic differentiation we introduce may be useful beyond achieving memory savings: we hope it could be a useful tool in developing reduced-computation stochastic gradient methods or achieving tractable optimization of intractable computation graphs.

8. Acknowledgements

The authors would like to thank Haochen Li for early work on this project. We would also like to thank Greg Gundersen, Ari Seff, Daniel Greenidge, and Alan Chung for helpful comments on the manuscript. This work is partially supported by NSF IIS-1421780.

Appendix A: Neural Network Experiments

Random Projections for RAD

As mentioned in Section 3.2 (around Equation 5) of the main paper, we could also use different matrices P that have the properties

$$\mathbb{E}P = I_d \quad \text{and} \quad P = RR^T, R \in \mathbb{R}^{d \times k}, k < d.$$

In the appendix we report experiments of letting R be a matrix of iid Rademacher random variables, scaled by \sqrt{k} . $P = RR^T$ defined in this way satisfies the properties above. Note that this would lead to additional computation: The Jacobian or input vector would have to be fully computed, and then multiplied by R and stored. In the backward pass, it would have to be multiplied by R^T . We report results as the “project” experiment in the full training/test curves in the following sections. We see that it performs competitively with reducing the batch size.

Architectures Used

We use three different neural network architectures for our experiments: one fully connected feedforward, one convolutional feedforward, and one recurrent.

Our fully-connected architecture consists of:

1. Input: 784-dimensional flattened MNIST Image
2. Linear layer with 300 neurons (+ bias) (+ ReLU)
3. Linear layer with 300 neurons (+ bias) (+ ReLU)
4. Linear layer with 300 neurons (+ bias) (+ ReLU)
5. Linear layer with 10 neurons (+ bias) (+ softmax)

Our convolutional architecture consists of:

1. Input: $3 \times 32 \times 32$ -dimensional CIFAR-10 Image
2. 5×5 convolutional layer with 16 feature maps (+ 2 zero-padding) (+ bias) (+ ReLU)
3. 5×5 convolutional layer with 32 feature maps (+ 2 zero-padding) (+ bias) (+ ReLU)
4. 2×2 average pool 2-d
5. 5×5 convolutional layer with 32 feature maps (+ 2 zero-padding) (+ bias) (+ ReLU)
6. 5×5 convolutional layer with 32 feature maps (+ 2 zero-padding) (+ bias) (+ ReLU)
7. 2×2 average pool 2-d (+ flatten)
8. Linear layer with 10 neurons (+ bias) (+ softmax)

Our recurrent architecture was taken from [Le et al. \(2015\)](#) and consists of:

1. Input: A sequence of length 784 of 1-dimensional pixels values of a flattened MNIST image.
2. A single RNN cell of the form

$$h_t = \text{ReLU}(W_{ih}x_t + b_{ih} + W_{hh}h_{t-1} + b_{hh})$$

where the hidden state (h_t) dimension is 100 and x_t is the 1-dimensional input.

3. An output linear layer with 10 neurons (+ bias) (+ softmax) that has as input the last hidden state.

Calculation of memory saved from RAD

For the baseline models, we assume inputs to the linear layers and convolutional layers are stored in 32-bits per dimensions. The ReLU derivatives are then recalculated on the backward pass.

For the RAD models, we assume inputs are sampled or projected to 0.1 of their size (rounded up) and stored in 32-bits per dimension. Since ReLU derivatives can not exactly be calculated now, we assume they

take 1-bit per dimension (non-reduced dimension) to store. The input to the softmax layer is not sampled or projected.

In both cases, the average pool and bias gradients does not require saving since the gradient is constant.

For MNIST fully connected, this gives (per-batch element memory):

Baseline: $(784 + 300 + 300 + 300 + 10) \cdot 32 \text{ bits} = 6.776 \text{ kBytes}$

RAD 0.1: $(79 + 30 + 30 + 30 + 10) \cdot 32 \text{ bits} + (300 + 300 + 300) \cdot 1 \text{ bits} = 828.5 \text{ bytes}$

which leads to approximately 8x savings per batch element.

For CIFAR-10 convolutional, this gives (per-batch element memory):

Baseline: $(3 \cdot 32 \cdot 32 + 16 \cdot 32 \cdot 32 + 32 \cdot 16 \cdot 16 + 32 \cdot 16 \cdot 16 + 32 \cdot 8 \cdot 8 + 10) \cdot 32 \text{ bits} = 151.59 \text{ kBytes}$

RAD 0.1: $(308 + 1639 + 820 + 820 + 205 + 10) \cdot 32 \text{ bits} + (16384 + 8192 + 8192 + 2048) \cdot 1 \text{ bits} = 19.56 \text{ kBytes}$

which leads to approximately 7.5x savings per batch element.

For Sequential-MNIST RNN, this gives (per-batch element memory):

Baseline: $(784 \cdot (1 + 100) + 100 + 10) \cdot 32 \text{ bits} = 317.176 \text{ kBytes}$

RAD 0.1: $(784 \cdot (1 + 10) + 10 + 10) \cdot 32 \text{ bits} + (784 \cdot 100) \cdot 1 \text{ bits} = 44.376 \text{ kBytes}$

which leads to approximately 7.15x savings per batch element.

Feedforward network training details

We trained the CIFAR-10 models for 100,000 gradient descent iterations with a fixed batch size, sampled with replacement from the training set. We lower the learning rate by 0.6 every 10,000 iterations. We train with the Adam optimizer. We center the images but do not use data augmentation. The MNIST models were trained similarly, but for 20,000 iterations, with the learning rate lowered by 0.6 every 2,000 iterations. We fixed these hyperparameters in the beginning and did not modify them.

We tune the initial learning rate and ℓ_2 weight decay parameters for each experiment reported in the main text for the feedforward networks. For each experiment (project, same sample, different sample, baseline, reduced batch), for both architectures, we generate 20 (weight decay, learning rate) pairs, where each weight decay is from the loguniform distribution over $0.0000001 - 0.001$ and learning rate from loguniform distribution over $0.00001 - 0.01$.

We then randomly hold out a validation dataset of size 5000 from the CIFAR-10 and MNIST training sets and train each pair on the reduced training dataset and evaluate on the validation set. For each experiment, we select the hyperparameters that give the highest test accuracy.

For each experiment, we train each experiment with the best hyperparameters 5 times on separate bootstrapped resamplings of the full training dataset (50,000 for CIFAR-10 and 60,000 for MNIST), and evaluate on the test dataset (10,000 for both). This is to make sure the differences we observe across experiments are not due to variability in training. In the main text we show 3 randomly selected training curves for each experiment. Below we show all 5.

All experiments were run on a single NVIDIA K80 or V100 GPU. Training times were reported on a V100.

RNN training details

All RNN experiments were trained for 200,000 iterations (mini-batch updates) with a fixed batch size, sampled with replacement from the training set. We used the full MNIST training set of 60,000 images whereby the images were centered. Three repetitions of the same experiment were performed with different seeds. Hyperparameter tuning was not performed due to time constraints.

The hidden-to-hidden matrix (W_{hh}) is initialised with the identity matrix, the input-to-hidden matrix (W_{ih}) and hidden-to-output (last hidden layer to softmax input) are initialised with a random matrix where each element is drawn independently from a $\mathcal{N}(0, 0.001)$ distribution and the biases (b_{ih} , b_{hh}) are initialised with zero.

The model was evaluated on the test set of 10,000 images every 400 iterations and on the entire training set every 4000 iterations.

For the "sample", "different sample", "project" and "different project" experiments different activation-/random matrices were sampled at every time-step of the unrolled RNN.

All experiments were run on a single NVIDIA K80 or V100 GPU.

The average running times for each experiment are given in Table 1. Note that we did not optimise our implementation for speed and so these running times can be reduced significantly.

TABLE 1
Average running times for RNN experiments on Sequential-MNIST.

Experiment	Running Time (hrs)	GPU
Baseline	34.0	V100
Small batch	16.0	V100
Sample	96.0	K80
Different Sample	110.0	K80
Project	82.0	K80
Different Project	89.0	K80

Implementation

The code is provided in <https://github.com/PrincetonLIPS/RandomizedAutomaticDifferentiation>. Note that we did not optimize the code for computational efficiency; we only implemented our method as to demonstrate the effect it has on the number of gradient steps to train. Similarly, we did not implement all of the memory optimizations that we account for in our memory calculations; in particular in our implementation we did not take advantage of storing ReLU derivatives with 1-bit or the fact that average pooling has a constant derivative. Although these would have to be implemented in a practical use-case, they are not necessary in this proof of concept.

Full training/test curves for MNIST and CIFAR-10

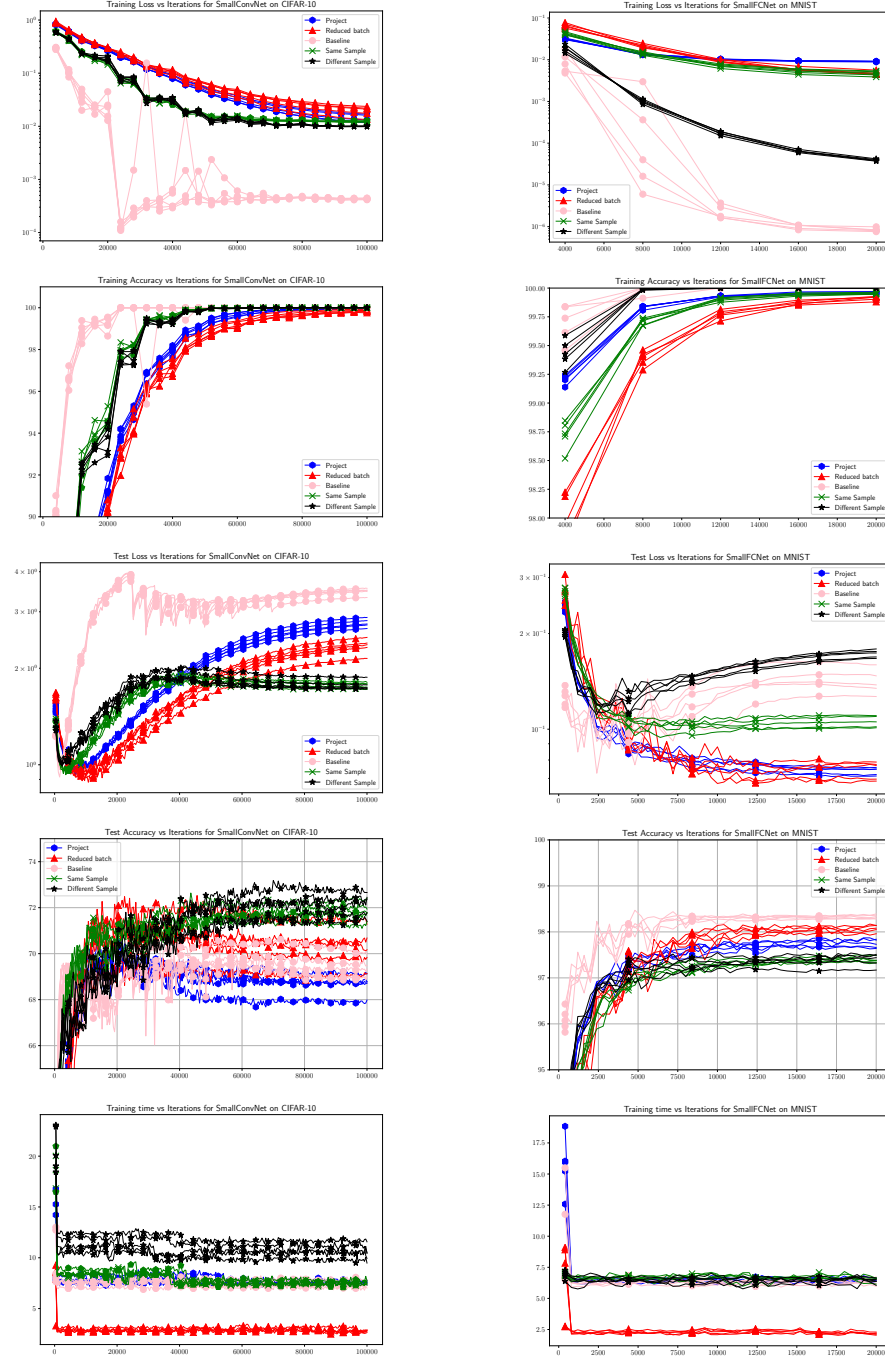


Fig 7: Full train/test curves and runtime per iteration. Note that training time is heavily dependent on implementation, which we did not optimize. In terms of FLOPs, “project” should be significantly higher than all the others and “reduced batch” should be significantly smaller. The “baseline”, “same sample”, and “different sample” should theoretically have approximately the same number of FLOPs.

Full training/test curves for RNN on Sequential-MNIST

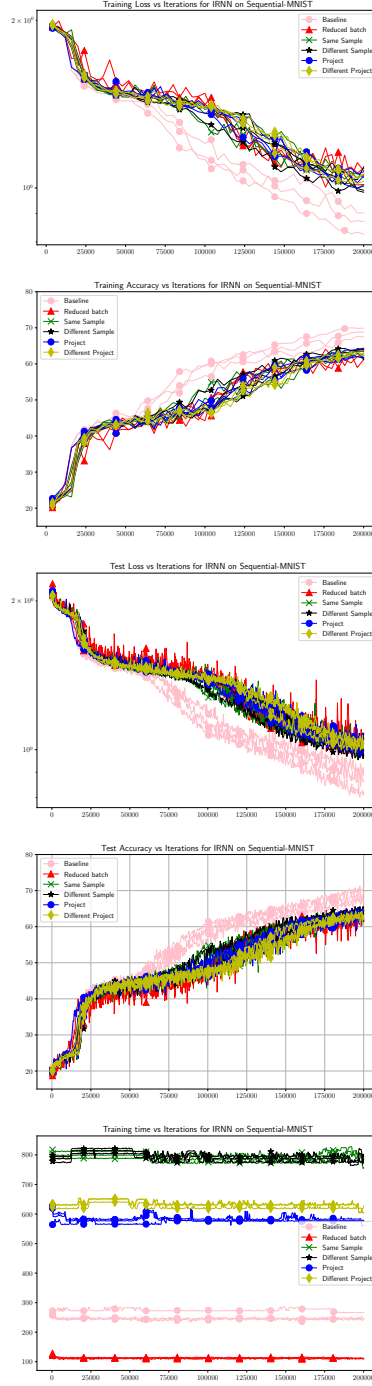


Fig 8: Full train/test curves and runtime per 400 iterations. We also include results for random projections with shared and different random matrices for each batch element.

Sweep of fractions sampled for MNIST and CIFAR-10

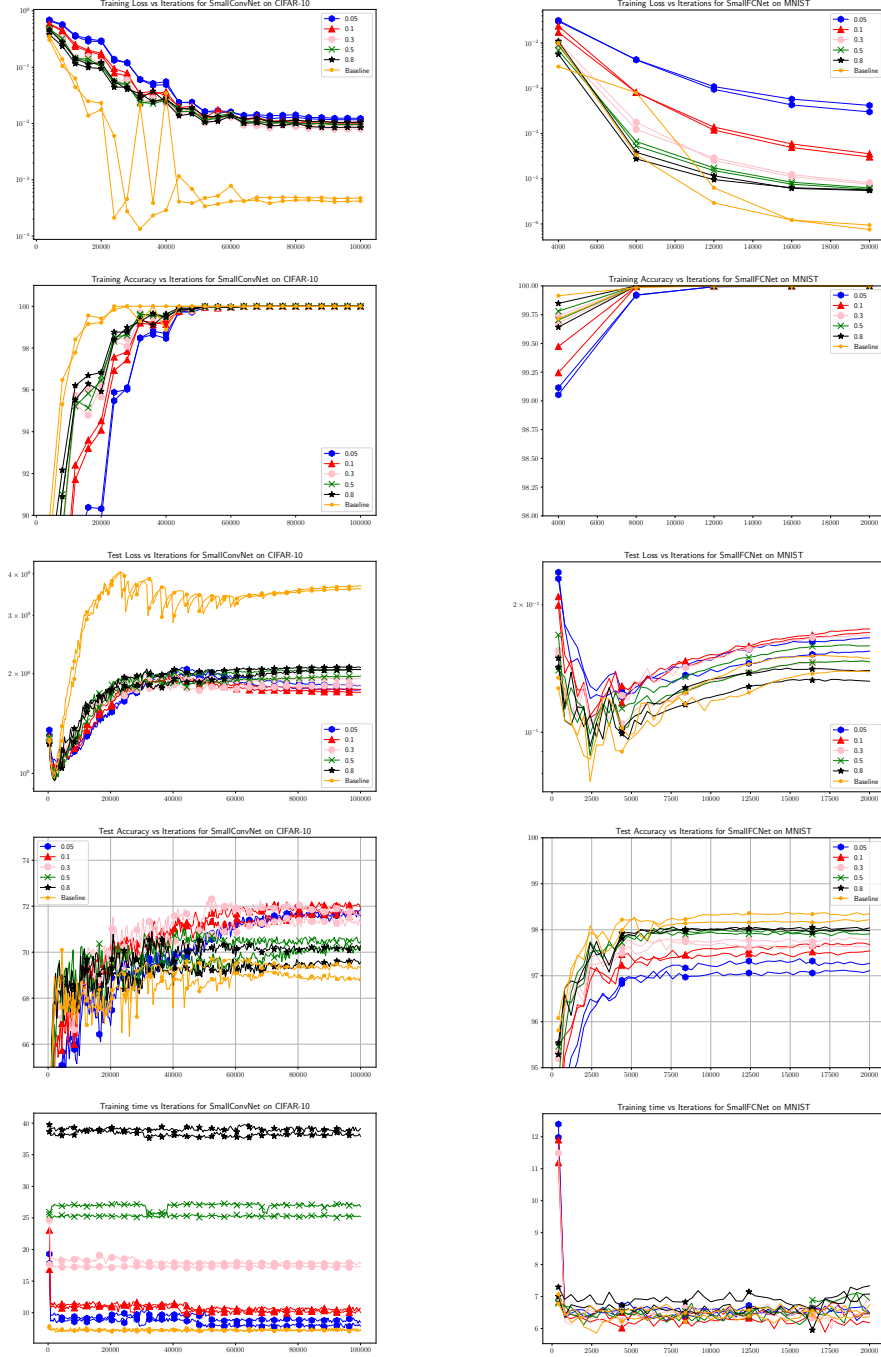


Fig 9: Full train/test curves and runtime per iteration for various fractions for the “different sample” experiment. Note that the reason 0.8 does not quite converge to baseline in the training curve is because we sample with replacement. This is an implementation detail; our method could be modified to sample without replacement, and at fraction 1.0 would be equivalent to baseline. The weight decay and initial learning rate for the RAD experiments above are all the same as the ones tuned for 0.1 fraction “different sample” experiment. The baseline experiments are tuned for baseline.

Appendix B: Reaction-Diffusion PDE

The reaction-diffusion equation is a linear parabolic partial differential equation. In fission reactor analysis, it is called the one-group diffusion equation or one-speed diffusion equation, shown below.

$$\frac{\partial \phi}{\partial t} = D \nabla^2 \phi + C \phi + S$$

Here ϕ represents the neutron flux, D is a diffusion coefficient, and $C\phi$ and S are source terms related to the local production or removal of neutron flux. In this paper, we solve the one-speed diffusion equation in two spatial dimensions on the unit square with the condition that $\phi = 0$ on the boundary. We assume that D is constant equal to $1/4$, $C(x, y, t, \theta)$ is a function of control parameters θ described below, and S is zero. We discretize ϕ on a regular grid in space and time, which motivates the notation $\phi \rightarrow \phi_t$. The grid spacing is $\Delta x = 1/32$ and the timestep is $\Delta t = 1/4096$. We simulate from $t = 0$ to $t = 10$. We use the explicit forward-time, centered-space (FTCS) method to timestep ϕ . The timestep is chosen to satisfy the stability criterion, $D\Delta t/(\Delta x)^2 \leq \frac{1}{4}$. In matrix notation, the FTCS update rule can be written $\phi_{t+1} = \mathbf{M}\phi_t + \Delta t \mathbf{C}_t \odot \phi_t$, in index notation it can be written as follows:

$$\phi_{t+1}^{i,j} = \phi_t^{i,j} + \frac{D\Delta t}{(\Delta x)^2} \left(\phi_t^{i+1,j} + \phi_t^{i-1,j} + \phi_t^{i,j+1} + \phi_t^{i,j-1} - 4\phi_t^{i,j} \right) + \Delta t C_t^{i,j} \phi_t^{i,j}$$

The term $C\phi$ in the one-speed diffusion equation relates to the local production or removal of neutrons due to nuclear interactions. In a real fission reactor, C is a complicated function of the material properties of the reactor and the heights of the control rods. We make the simplifying assumption that C can be described by a 7-term Fourier series in x and t , written below. Physically, this is equivalent to the assumption that the material properties of the reactor are constant in space and time, and the heights of the control rods are sinusoidally varied in x and t . ϕ_0 is initialized so that the reactor begins in a stable state, the other parameters are initialized from a uniform distribution.

$$C(x, y, t, \theta) = \theta_0 + \theta_1 \sin(\pi t) + \theta_2 \cos(\pi t) + \theta_3 \sin(2\pi x) \sin(\pi t) + \theta_4 \sin(2\pi x) \cos(\pi t) + \theta_5 \cos(2\pi x) \sin(\pi t) + \theta_6 \cos(2\pi x) \cos(\pi t)$$

The details of the stochastic gradient estimate and optimization are described in the main text. The Adam optimizer is used. Each experiment of 800 optimization iterations runs in about 4 hours on a GPU.

Appendix C: Path Sampling Algorithm and Analysis

Here we present an algorithm for path sampling and provide a proof that it leads to an unbiased estimate for the gradient. The main idea is to sample edges from the set of outgoing edges for each vertex in topological order, and scale appropriately. Vertices that have no incoming edges sampled can be skipped.

Algorithm 1 RMAD with path sampling

```

1: Inputs:
2:    $\mathcal{G} = (V, E)$  - Computational Graph.  $d_v$  denotes outdegree,  $v.succ$  successor set of vertex  $v$ .
3:    $y$  - Output vertex
4:    $\Theta = (\theta_1, \theta_2, \dots, \theta_m) \subset V$  - Input vertices
5:    $k > 0$  - Number of samples per vertex
6: Initialization:
7:    $Q(e) = 0, \forall e \in E$ 
8: for  $v$  in topological order; synchronous with forward computation do
9:   if No incoming edge of  $v$  has been sampled then
10:    Continue
11:   for  $k$  times do
12:     Sample  $i$  from  $[d_v]$  uniformly.
13:      $Q(v, v.succ[i]) \leftarrow Q(v, v.succ[i]) + \frac{d_v}{k} \frac{\partial y}{\partial v} v.succ[i]$ 
14: Run backpropagation from  $y$  to  $\Theta$  using  $Q$  as intermediate partials.
15: Output:  $\nabla_{\Theta} y$ 

```

The main storage savings from Algorithm 1 will come from Line 9, where we only consider a vertex if it has an incoming edge that has been sampled. In computational graphs with a large number of independent paths, this will significantly reduce memory required, whether we record intermediate variables and recompute the LCG, or store entries of the LCG directly.

To see that path sampling gives an unbiased estimate, we use induction on the vertices in reverse topological order. For every vertex z , we denote $\bar{z} = \frac{\partial y}{\partial z}$ and \hat{z} as our approximation for \bar{z} . For our base case, we let $\hat{y} = \frac{dy}{dy} = 1$, so $\mathbb{E}\hat{y} = \bar{y}$. For all other vertices z , we define

$$\hat{z} = d_z \sum_{(z,v) \in E} \mathbb{I}_{v=v_i} \frac{\partial v}{\partial z} \hat{v} \quad (9)$$

where d_z is the out-degree of z , v_i is sampled uniformly from the set of successors of z , and $\mathbb{I}_{v=v_i}$ is an indicator random variable denoting if $v = v_i$. We then have

$$\mathbb{E}\hat{z} = \sum_{(z,v) \in E} d_z \mathbb{E}[\mathbb{I}_{v=v_i}] \frac{\partial v}{\partial z} \mathbb{E}\hat{v} = \sum_{(z,v) \in E} \frac{\partial v}{\partial z} \mathbb{E}\hat{v} \quad (10)$$

assuming that the randomness over the sampling of outgoing edges is independent of \hat{v} , which must be true because our induction is in reverse topological order. Since by induction we assumed $\mathbb{E}\hat{v} = \bar{v}$, we have

$$\mathbb{E}\hat{z} = \sum_{(z,v) \in E} \frac{\partial v}{\partial z} \bar{v} = \bar{z} \quad (11)$$

which completes the proof.

References

- Martín Abadi, Paul Barham, Jianmin Chen, Zhifeng Chen, Andy Davis, Jeffrey Dean, Matthieu Devin, Sanjay Ghemawat, Geoffrey Irving, Michael Isard, et al. Tensorflow: A system for large-scale machine learning. In *12th USENIX Symposium on Operating Systems Design and Implementation (OSDI 16)*, pages 265–283, 2016.
- Hany S Abdel-Khalik, Paul D Hovland, Andrew Lyons, Tracy E Stover, and Jean Utke. A low rank approach to automatic differentiation. In *Advances in Automatic Differentiation*, pages 55–65. Springer, 2008.
- Menachem Adelman and Mark Silberstein. Faster neural network training with approximate tensor operations. *arXiv preprint arXiv:1805.08079*, 2018.
- Friedrich L Bauer. Computational graphs and rounding error. *SIAM Journal on Numerical Analysis*, 11(1): 87–96, 1974.
- Atilim Gunes Baydin, Barak A Pearlmutter, Alexey Andreyevich Radul, and Jeffrey Mark Siskind. Automatic differentiation in machine learning: a survey. *Journal of Machine Learning Research*, 18(153), 2018.
- Alex Beatson and Ryan P Adams. Efficient optimization of loops and limits with randomized telescoping sums. In *International Conference on Machine Learning*, 2019.
- James Bergstra, Olivier Breuleux, Frédéric Bastien, Pascal Lamblin, Razvan Pascanu, Guillaume Desjardins, Joseph Turian, David Warde-Farley, and Yoshua Bengio. Theano: a CPU and GPU math expression compiler. In *Proceedings of the Python for Scientific Computing Conference (SciPy)*, volume 4, 2010.
- Christian Bischof, Alan Carle, George Corliss, Andreas Griewank, and Paul Hovland. ADIFOR—generating derivative codes from Fortran programs. *Scientific Programming*, 1(1):11–29, 1992.
- Tian Qi Chen, Jens Behrmann, David K Duvenaud, and Jörn-Henrik Jacobsen. Residual flows for invertible generative modeling. In *Advances in Neural Information Processing Systems*, pages 9913–9923, 2019.
- Tianqi Chen, Bing Xu, Chiyuan Zhang, and Carlos Guestrin. Training deep nets with sublinear memory cost. *arXiv preprint arXiv:1604.06174*, 2016.
- Krzysztof M Choromanski and Vikas Sindhwani. On blackbox backpropagation and Jacobian sensing. In *Advances in Neural Information Processing Systems*, pages 6521–6529, 2017.
- John Duchi, Elad Hazan, and Yoram Singer. Adaptive subgradient methods for online learning and stochastic optimization. *Journal of Machine Learning Research*, 12(Jul):2121–2159, 2011.
- Conal Elliott. The simple essence of automatic differentiation. *Proceedings of the ACM on Programming Languages*, 2(ICFP):70, 2018.
- Aidan N Gomez, Mengye Ren, Raquel Urtasun, and Roger B Grosse. The reversible residual network: Backpropagation without storing activations. In *Advances in Neural Information Processing Systems*, pages 2214–2224, 2017.
- A Griewank and U Naumann. Accumulating Jacobians by vertex, edge, or face elimination. cari 2002. In *Proceedings of the 6th African Conference on Research in Computer Science, INRIA, France*, pages 375–383, 2002.
- Andreas Griewank and Andrea Walther. Algorithm 799: revolve: an implementation of checkpointing for the reverse or adjoint mode of computational differentiation. *ACM Transactions on Mathematical Software (TOMS)*, 26(1):19–45, 2000.
- Andreas Griewank and Andrea Walther. *Evaluating Derivatives: Principles and Techniques of Algorithmic Differentiation*, volume 105. SIAM, 2008.
- Laurent Hascoet and Valérie Pascual. The Tapenade automatic differentiation tool: Principles, model, and specification. *ACM Transactions on Mathematical Software (TOMS)*, 39(3):20, 2013.
- Kaiming He, Xiangyu Zhang, Shaoqing Ren, and Jian Sun. Deep residual learning for image recognition. In *Proceedings of the IEEE Conference on Computer Vision and Pattern Recognition*, pages 770–778, 2016.
- Geoffrey E Hinton. Training products of experts by minimizing contrastive divergence. *Neural computation*, 14(8):1771–1800, 2002.
- Sepp Hochreiter and Jürgen Schmidhuber. Flat minima. *Neural Computation*, 9(1):1–42, 1997.
- Nitish Shirish Kesar, Dheevatsa Mudigere, Jorge Nocedal, Mikhail Smelyanskiy, and Ping Tak Peter Tang. On large-batch training for deep learning: Generalization gap and sharp minima. In *International Conference on Learning Representations*, 2017.
- Diederik P Kingma and Jimmy Ba. Adam: A method for stochastic optimization. In *International Conference*

- on *Learning Representations*, 2015.
- Diederik P Kingma and Max Welling. Auto-encoding variational Bayes. *arXiv preprint arXiv:1312.6114*, 2013.
- Quoc V. Le, Navdeep Jaitly, and Geoffrey E. Hinton. A simple way to initialize recurrent networks of rectified linear units. *CoRR*, abs/1504.00941, 2015.
- Yucen Luo, Alex Beatson, Mohammad Norouzi, Jun Zhu, David Duvenaud, Ryan P Adams, and Ricky TQ Chen. Sumo: Unbiased estimation of log marginal probability for latent variable models. In *International Conference on Learning Representations*, 2020.
- Dougal Maclaurin, David Duvenaud, and Ryan P Adams. Autograd: Effortless gradients in numpy. URL <https://github.com/HIPS/autograd>.
- Dougal Maclaurin, David Duvenaud, and Ryan Adams. Gradient-based hyperparameter optimization through reversible learning. In *International Conference on Machine Learning*, pages 2113–2122, 2015.
- Ryan G. McClarren. *Computational Nuclear Engineering and Radiological Science Using Python: Chapter 18 - One-Group Diffusion Equation*. Academic Press, 2018.
- Uwe Naumann. Optimal accumulation of Jacobian matrices by elimination methods on the dual computational graph. *Mathematical Programming*, 99(3):399–421, 2004.
- Uwe Naumann. Optimal Jacobian accumulation is NP-complete. *Mathematical Programming*, 112(2):427–441, 2008.
- Samuel L Smith and Quoc V Le. A Bayesian perspective on generalization and stochastic gradient descent. In *International Conference on Learning Representations*, 2018.
- Xu Sun, Xuancheng Ren, Shuming Ma, and Houfeng Wang. meprop: Sparsified back propagation for accelerated deep learning with reduced overfitting. In *Proceedings of the 34th International Conference on Machine Learning*, pages 3299–3308. JMLR. org, 2017.
- Corentin Tallec and Yann Ollivier. Unbiasing truncated backpropagation through time. *arXiv preprint arXiv:1705.08209*, 2017.
- Bart van Merriënboer, Dan Moldovan, and Alexander Wiltchko. Tangent: Automatic differentiation using source-code transformation for dynamically typed array programming. In *Advances in Neural Information Processing Systems*, pages 6256–6265, 2018.
- Andrea Walther and Andreas Griewank. Getting started with ADOL-C. *Combinatorial Scientific Computing*, (09061):181–202, 2009.
- Jianqiao Wangni, Jialei Wang, Ji Liu, and Tong Zhang. Gradient sparsification for communication-efficient distributed optimization. In *Advances in Neural Information Processing Systems*, pages 1299–1309, 2018.
- Bingzhen Wei, Xu Sun, Xuancheng Ren, and Jingjing Xu. Minimal effort back propagation for convolutional neural networks. *arXiv preprint arXiv:1709.05804*, 2017.
- Ronald J Williams. Simple statistical gradient-following algorithms for connectionist reinforcement learning. *Machine learning*, 8(3-4):229–256, 1992.