

A quantum simulation of dissociative ionization of H_2^+ in full dimensionality with time-dependent surface flux method

Jinzheng Zhu*

Physics Department, Ludwig Maximilians Universität, D-80333 Munich, Germany

The dissociative ionization of H_2^+ in a linearly polarized, 400 nm laser pulse is simulated by solving a three-particle time-dependent Schrödinger equation in full dimensionality without using any data from quantum chemistry computation. The joint energy spectrum (JES) is computed using a time-dependent surface flux (tSurff) method, the details of which are given. The calculated ground energy is -0.597 atomic units and internuclear distance is 1.997 atomic units if the kinetic energy term of protons is excluded, consistent with the reported precise values from quantum chemistry computation. If the kinetic term of the protons is included, the ground energy is -0.592 atomic units with an internuclear distance 2.05 atomic units. Energy sharing is observed in JES and we find peak of the JES with respect to nuclear kinetic energy release (KER) is within $2 \sim 4$ eV, which is different from the previous two dimensional computations (over 10 eV), but is close to the reported experimental values. The projected energy distribution on azimuth angles shows that the electron and the protons tend to dissociate in the direction of polarization of the laser pulse.

PACS numbers: 32.80.-t, 32.80.Rm, 32.80.Fb

I. INTRODUCTION

Understanding the three-body Coulomb interaction problem is an on-going challenge in attosecond physics. The typical candidates for investigation include Helium atom and H_2^+ molecule. In attosecond experiments, a short, intense laser pulse is introduced as a probe for the measurements. Various mechanisms were proposed in the recent decades to describe the dissociation and dissociative ionization of H_2^+ , including bond softening [1], the charge-resonance enhanced ionization (CREI) [2], bond hardening [3], above threshold dissociation (ATD) [4, 5], high-order-harmonic generation (HHG) [6] and above threshold explosion [7]. One may find a summary of the above mechanisms in theoretical and experimental investigations of H_2^+ in literature [8, 9]. Experimental studies on the H_2^+ ion exposed to circular and linearly polarized pulses for angular and energy distributions of electrons were reported recently [10–13].

In theory, the joint energy spectra (JES) of the kinetic energy release (KER) for one electron and two protons of the H_2^+ ion are predominant observables that show how energy distributes around the fragments, where the JES is represented by the KER of two electrons for double ionization (DI) [14–16]. In theory, the JES computations for double ionization in full dimensionality was very scarce for laser pulses with wavelengths beyond the XUV regime (≥ 400 nm) because the computational consumption scales dramatically with the wavelength and intensity of the laser field [16]. With tSurff method, which was first introduced in Ref. [17], full dimensional simulation of the JES for double ionization was available with moderate computational resources for 800 nm [16] and 400 nm [18] laser pulses. The tSurff method was also suc-

cessfully applied to the dissociative ionization of the H_2^+ ion [19, 20] in a two-dimensional (2D) model, where the energy sharing of the photons and electron is observed in JES.

The dissociative ionization of the H_2^+ ion has been simulated by many groups [10, 14, 21–27]. However, they are all in reduced dimensionality. Quantum simulation in full dimensionality is not available yet. Although the correlation among the fragments could be observed in the 2D model, the peaks of the JES with total nuclear KER are always above 10 eV. This is far from experimental observables [11–13], which are usually below 5 eV. The tRecX code, which successfully implements the tSurff method in full dimensionality, has been applied successfully in the simulations of the double ionization of Helium [16] and the single ionization of polyelectron molecules [28–32]. The dissociative ionization of the H_2^+ ion has not been computed using the tRecX code from before, even in reduced dimensionality.

In this paper, we will introduce simulations of the dissociative ionization of the H_2^+ ion by solving the time-dependent Schrödinger equation (TDSE) in full dimensionality based on the tRecX code. We will first present the computational method for scattering amplitudes with tSurff methods, from which the JES can be obtained. Then we will introduce the specific numerical recipes for the H_2^+ ion based on the existing discretization methods of tRecX code. With such numerical implementations, the *ab initio* calculation of field free ground energy of the Hamiltonian is available. Finally we will present results of dissociative ionization in a 400 nm laser pulse, the JES, and projected energy spectrum on the azimuth angle.

II. METHODS

In this paper, atomic units with specifying $\hbar = e^2 = m_e = 4\pi\epsilon_0 \equiv 1$ are used if not specified. Spherical coor-

* Jinzheng.Zhu@physik.uni-muenchen.de

ordinates with center of the two protons as the origin are applied. Instead of using the vector between two protons \vec{R} as a coordinate [14, 19, 20], we specify the coordinates of the protons and electrons as $\vec{r}_1, -\vec{r}_1$ and \vec{r}_2 . We denote $M = 1836$ atomic units as the mass of the proton.

A. Hamiltonian

The total Hamiltonian can be represented by sum of the electron-proton interaction H_{EP} and two tensor products, written as

$$H = H_B = H^{(+)} \otimes \mathbb{1} + \mathbb{1} \otimes H^{(-)} - H_{EP}, \quad (1)$$

where the tensor products are formed by the identity operator $\mathbb{1}$ multiplied by the Hamiltonian for two protons ($H^{(+)}$), or that for the electron ($H^{(-)}$). H_B is called the Hamiltonian in the B region and will be detailed later. With the coordinate transformation used in Ref. [33], which is also illustrated in Appendix A for our specific case, the single operator for the electron is

$$H^{(-)} = -\frac{\Delta}{2m} - i\beta \vec{A}(t) \cdot \vec{\nabla}, \quad (2)$$

and the Hamiltonian for protons can be written as

$$H^{(+)} = -\frac{\Delta}{4M} + \frac{1}{2r}, \quad (3)$$

where we introduce reduced mass $m = \frac{2M}{2M+1} \approx 1$ and $\beta = \frac{1+M}{M} \approx 1$ for the electron. The Hamiltonian of the electron-proton interaction can be written as

$$H_{EP} = \frac{1}{|\vec{r}_1 + \vec{r}_2|} + \frac{1}{|\vec{r}_1 - \vec{r}_2|}. \quad (4)$$

B. tSurff for dissociative ionization

The tSurff method is applied here for the dissociative ionizations, which was successfully applied to the polyelectron molecules and to the double emission of He atom [16, 29–32]. In this section, we will follow a similar procedure as is done in Ref. [16].

According to the approximations of tSurff method, beyond a sufficient large tSurff radius $R_c^{(+/ -)}$, the interactions of protons and electrons can be neglected, with the corresponding Hamiltonians being $H_V^{(+)} = -\frac{\Delta}{4M}$ for each proton and $H_V^{(-)} = -\frac{\Delta}{2m} - i\beta \vec{A}(t) \cdot \vec{\nabla}$ for the electron. The scattered states of the two protons, which satisfy $i\partial_t \chi_{k_1}^-(\vec{r}_1) = H_V^{(+)} \chi_{k_1}^-(\vec{r}_1)$, are

$$\chi_{k_1}^-(\vec{r}_1) = \frac{1}{(2\pi)^{3/2}} \exp(-i \int_{t_0}^t \frac{k_1^2}{4M} d\tau) \exp(-ik_1 \vec{r}_1), \quad (5)$$

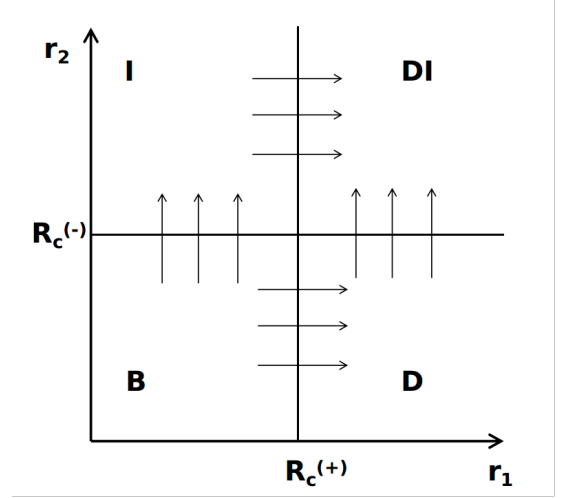


FIG. 1. The regions of dissociative ionization time propagation. The B stands for bound region, D for dissociation region where the two protons are out of $R_c^{(+)}$ but electron not ionized and stays inside. I represents the ionization region where electron is out-of-box $R_c^{(-)}$ but two protons are still inside $R_c^{(+)}$. DI stands for the dissociative ionization region where both the electron and the protons are out of $R_c^{(+/ -)}$. $R_c^{(+/ -)}$ are the tSurff radii for $r_1 = |\vec{r}_1|$ or $r_2 = |\vec{r}_2|$.

and those of the electron, which satisfies $i\partial_t \chi_{k_2}^-(\vec{r}_2) = H_V^{(-)} \chi_{k_2}^-(\vec{r}_2)$, are

$$\chi_{k_2}^-(\vec{r}_2) = \frac{1}{(2\pi)^{3/2}} \exp(-i \int_{t_0}^t \frac{k_2^2}{2m} - i\beta \vec{A}(\tau) \cdot \vec{\nabla} d\tau) \exp(-ik_2 \vec{r}_2), \quad (6)$$

where we assume the laser field starts at t_0 and $k_{1/2}$ denote the momenta of the protons or the electron.

Based on the tSurff radius $R_c^{(+/ -)}$, we may split the dissociative ionization into four regions namely B, I, D, DI , shown in figure 1, where bound region B preserves the full Hamiltonian in Eq. (1), D, I are time propagations by single particles with the Hamiltonian

$$H_D(\vec{r}_2, t) = H_V^{(-)}(\vec{r}_2, t) = -\frac{\Delta}{2m} - i\beta \vec{A}(t) \cdot \vec{\nabla} \quad (7)$$

and

$$H_I(\vec{r}_1, t) = -\frac{\Delta}{4M} + \frac{1}{2r_1}, \quad (8)$$

and DI is an integration process. The treatment was first introduced in the double ionization of Helium in Ref. [15] and then applied in a 2D simulation of the H_2^+ ion in Ref. [19]. Without considering the low-energy free electrons that stay inside the box after time propagation, we may write

$$\begin{aligned} \psi_B(\vec{r}_1, \vec{r}_2, t) &\approx 0, & r_1 \geq R_c^{(+)}, \text{ or } r_2 \geq R_c^{(-)} \\ \psi_D(\vec{r}_1, \vec{r}_2, t) &\approx 0, & r_1 < R_c^{(+)}, \text{ or } r_2 \geq R_c^{(-)} \\ \psi_I(\vec{r}_1, \vec{r}_2, t) &\approx 0, & r_1 \geq R_c^{(+)}, \text{ or } r_2 < R_c^{(-)} \\ \psi_{DI}(\vec{r}_1, \vec{r}_2, t) &\approx 0, & r_1 < R_c^{(+)}, \text{ or } r_2 < R_c^{(-)} \end{aligned} \quad (9)$$

We assume that for a sufficiently long propagation time T , the scattering ansatz of electron and protons disentangle. By introducing the step function

$$\Theta_{1/2}(R_c) = \begin{cases} 0, & r_{1/2} < R_c^{(+/-)} \\ 1, & r_{1/2} \geq R_c^{(+/-)}, \end{cases} \quad (10)$$

the unbound spectra can be written as

$$P(\vec{k}_1, \vec{k}_2) = P(\phi_1, \theta_1, k_1, \phi_2, \theta_2, k_2) = \left| b(\vec{k}_1, \vec{k}_2, T) \right|^2. \quad (11)$$

$b(\vec{k}_1, \vec{k}_2, T)$ is the scattering amplitudes and can be written as

$$\begin{aligned} b(\vec{k}_1, \vec{k}_2, T) &= \langle \chi_{\vec{k}_1}^- \otimes \chi_{\vec{k}_2}^- | \Theta_1(R_c) \Theta_2(R_c) | \psi(\vec{r}_1, \vec{r}_2, t) \rangle \\ &= \int_{-\infty}^T [F(\vec{k}_1, \vec{k}_2, t) + \bar{F}(\vec{k}_1, \vec{k}_2, t)] dt \end{aligned} \quad (12)$$

with two sources written as

$$F(\vec{k}_1, \vec{k}_2, t) = \langle \chi_{\vec{k}_2}^-(\vec{r}_2, t) | [H_V^{(-)}(\vec{r}_2, t), \Theta_2(R_c)] | \varphi_{\vec{k}_1}^-(\vec{r}_2, t) \rangle \quad (13)$$

and

$$\bar{F}(\vec{k}_1, \vec{k}_2, t) = \langle \chi_{\vec{k}_1}^-(\vec{r}_1, t) | [H_V^{(+)}(\vec{r}_1, t), \Theta_1(R_c)] | \varphi_{\vec{k}_2}^-(\vec{r}_1, t) \rangle. \quad (14)$$

The single particle wavefunctions $\varphi_{\vec{k}_1}^-(\vec{r}_2, t)$ and $\varphi_{\vec{k}_2}^-(\vec{r}_1, t)$ satisfy

$$i \frac{d}{dt} \varphi_{\vec{k}_1}^-(\vec{r}_2, t) = H_D(\vec{r}_2, t) \varphi_{\vec{k}_1}^-(\vec{r}_2, t) - C_{\vec{k}_1}^-(\vec{r}_2, t) \quad (15)$$

and

$$i \frac{d}{dt} \varphi_{\vec{k}_2}^-(\vec{r}_1, t) = H_I(\vec{r}_1, t) \varphi_{\vec{k}_2}^-(\vec{r}_1, t) - C_{\vec{k}_2}^-(\vec{r}_1, t). \quad (16)$$

The sources are the overlaps of the two-electron wavefunction on the Volkov solutions shown by

$$C_{\vec{k}_1}^-(\vec{r}_2, t) = \int d\vec{r}_1 \overline{\chi_{\vec{k}_1}^-(\vec{r}_1, t)} [H_V^{(+)}(\vec{r}_1, t), \Theta_1(R_c)] \psi(\vec{r}_1, \vec{r}_2, t) \quad (17)$$

and

$$C_{\vec{k}_2}^-(\vec{r}_1, t) = \int d\vec{r}_2 \overline{\chi_{\vec{k}_2}^-(\vec{r}_2, t)} [H_V^{(-)}(\vec{r}_2, t), \Theta_2(R_c)] \psi(\vec{r}_1, \vec{r}_2, t), \quad (18)$$

with initial values being 0. The two tSurff radii could be set to equivalent $R_c^{(+)} = R_c^{(-)}$, because all Coulomb interactions are neglected when either the protons or electron is out of the tSurff radius. According to our previous researches, the spectrum computation is independent of the R_c if all Coulomb terms are removed and the wavefunction is propagated long enough after the pulse [15, 16]. The tSurff for double emission of two particles was firstly introduced in Ref. [15]. The above derivations are very

similar to what was reported in Ref. [16] of double emission of Helium, where the only differences are constants before different operators, say Δ , $\vec{\nabla}$ and $\frac{1}{r}$. Thus, detailed formulas are omitted here and the interested readers can refer to Ref. [15, 16].

The computation for photoelectron spectrum includes four steps, similar to the one used in Ref. [16], detailed as

1. Solve full 6D TDSE with the Hamiltonian in the B region, given in Eq. (1), and write the time-dependent surface values in the disk.
2. Advance the single-particle wave packets in the D region by Eq. (13) with surface values given in the B region time propagation.
3. Advance the single-particle wave packets in I region by Eq. (14) with the surface values given in the B region time propagation.
4. Integrate the fluxes calculated from surface values written in the D and I regions' time propagation by Eq. (12).

III. NUMERICAL IMPLEMENTATIONS

The numerical methods here are similar to what was detailed in Ref. [16, 18]. In fact, the code in this paper is developed based on the double ionization framework of the tRecX code used in the reference [16, 18]. Thus, we will focus on the electron-protons interaction which was not talked about before and only list relevant discretization methods in this paper.

A. Discretization and basis functions

The 6D wavefunction ψ is represented by the product of spherical harmonics for angular momentum and radial functions as

$$\begin{aligned} \psi(\vec{r}_1, \vec{r}_2, t) &= \psi(r_1, \theta_1, \phi_1, r_2, \theta_2, \phi_2, t) \\ &= \sum_{m_1, l_1, m_2, l_2} Y_{l_1}^{m_1}(\theta_1, \phi_1) Y_{l_2}^{m_2}(\theta_2, \phi_2) R_{m_1, m_2, l_1, l_2}(r_1, r_2, t), \end{aligned} \quad (19)$$

where $Y_{l_1}^{m_1}(\theta_1, \phi_1)$ and $Y_{l_2}^{m_2}(\theta_2, \phi_2)$ are the spherical harmonics of the two electrons and the radial function is represented by the finite-element discretization variable representation (FE-DVR) method as

$$\begin{aligned} R_{m_1, m_2, l_1, l_2}(r_1, r_2, t) &= \sum_{n_1, n_2} R_{m_1, m_2, l_1, l_2}^{n_1, n_2}(r_1, r_2, t) \\ R_{m_1, m_2, l_1, l_2}^{n_1, n_2}(r_1, r_2, t) &= \sum_{p_1, p_2} f_{p_1}^{(n_1)}(r_1) f_{p_2}^{(n_2)}(r_2) \frac{1}{r_1 r_2} \quad (20) \\ &\quad c_{n_1, n_2, p_1, p_2}^{m_1, m_2, l_1, l_2}(t) \end{aligned}$$

where $f_{p_{1/2}}^{(n_{1/2})}(r_{1/2})$ are $p_{1/2}$ th basis functions on $n_{1/2}$ th element, and the time-dependency of the three particles are included in the radial functions and coefficients $c_{n_1, n_2, p_1, p_2}^{m_1, m_2, l_1, l_2}(t)$, as is used in Ref. [15, 16]. The infinite-range exterior complex scaling (irECS) method is utilized as an absorber [34]. The tSurff expression for computing spectra of such discretization can be found in Ref. [16].

B. Electron-protons interaction

The first part of electron-protons interaction can be written in a multi-pole expansion as

$$\begin{aligned} \frac{1}{|\vec{r}_1 - \vec{r}_2|} &= \frac{1}{\sqrt{r_1^2 + r_2^2 - 2r_1 r_2 \cos \gamma}} \\ &= \frac{1}{r_>} \frac{1}{\sqrt{1 + h^2 - 2h \cos \gamma}} = \sum_{l=0}^{\infty} \frac{h^l}{r_>} P_l(\cos \gamma), \end{aligned} \quad (21)$$

where $r_> = \max(r_1, r_2)$, $r_< = \min(r_1, r_2)$, $h = \frac{r_<}{r_>}$, γ is the angle between \vec{r}_1, \vec{r}_2 and $P_l(\cos \gamma)$ are Legendre polynomials. Similarly, we have

$$\frac{1}{|\vec{r}_1 + \vec{r}_2|} = \frac{1}{r_>} \frac{1}{\sqrt{1 + h^2 + 2h \cos \gamma}} = \sum_{l=0}^{\infty} (-1)^l \frac{h^l}{r_>} P_l(\cos \gamma). \quad (22)$$

And the summation goes as

$$\frac{1}{|\vec{r}_1 + \vec{r}_2|} + \frac{1}{|\vec{r}_1 - \vec{r}_2|} = 2 \sum_{l=0}^{\infty} \frac{h^l}{r_>} P_l(\cos \gamma) \quad l\%2 = 0. \quad (23)$$

With the Legendre polynomials expanded by spherical harmonics $Y_l^m(\theta_2, \phi_2)$ and $Y_l^{m*}(\theta_1, \phi_1)$, we have

$$\begin{aligned} H_{EP} &= 2 \sum_{l=0}^{\infty} \sum_{m=-l}^l \frac{4\pi}{2l+1} \frac{r_<^l}{r_>^{l+1}} Y_l^m(\theta_2, \phi_2) Y_l^{m*}(\theta_1, \phi_1) \\ l\%2 &= 0. \end{aligned} \quad (24)$$

The matrix elements of electron-protons are

$$\begin{aligned} &\langle \psi_{m'_1 m'_2 l'_1 l'_2}^{(n'_1 n'_2)} | \frac{1}{|\vec{r}_1 - \vec{r}_2|} + \frac{1}{|\vec{r}_1 + \vec{r}_2|} | \psi_{m_1 m_2 l_1 l_2}^{(n_1 n_2)} \rangle \\ &= 2 \sum_{\lambda\mu} \frac{4\pi}{2\lambda+1} \langle Y_{l'_1}^{m'_1} Y_{\lambda}^{\mu} | Y_{l_1}^{m_1} \rangle \langle Y_{l'_2}^{m'_2} | Y_{\lambda}^{\mu} Y_{l_2}^{m_2} \rangle \\ &\langle R_{m'_1 l'_1 m'_2 l'_2}^{n'_1 n'_2} | \frac{r_<^{\lambda}}{r_>^{\lambda+1}} | R_{m_1 l_1 m_2 l_2}^{n_1 n_2} \rangle, \lambda\%2 = 0, \end{aligned} \quad (25)$$

which could be obtained by dropping the odd λ terms and doubling the even λ terms in the standard multi-pole expansion for electron electron interactions from Ref. [16]

as

$$\begin{aligned} &\langle \psi_{m'_1 m'_2 l'_1 l'_2}^{(n'_1 n'_2)} | \frac{1}{|\vec{r}_1 - \vec{r}_2|} | \psi_{m_1 m_2 l_1 l_2}^{(n_1 n_2)} \rangle \\ &= \sum_{\lambda\mu} \frac{4\pi}{2\lambda+1} \langle Y_{l'_1}^{m'_1} Y_{\lambda}^{\mu} | Y_{l_1}^{m_1} \rangle \langle Y_{l'_2}^{m'_2} | Y_{\lambda}^{\mu} Y_{l_2}^{m_2} \rangle \\ &\langle R_{m'_1 l'_1 m'_2 l'_2}^{n'_1 n'_2} | \frac{r_<^{\lambda}}{r_>^{\lambda+1}} | R_{m_1 l_1 m_2 l_2}^{n_1 n_2} \rangle. \end{aligned} \quad (26)$$

Here

$$\psi_{m_1, m_2, l_1, l_2}^{(n_1 n_2)} = Y_{l_1}^{m_1}(\theta_1, \phi_1) Y_{l_1}^{m_1}(\theta_2, \phi_2) R_{m_1, m_2, l_1, l_2}^{n_1, n_2}(r_1, r_2, t). \quad (27)$$

Therein, the matrix for electron-protons interaction could be obtained by the numerical recipes used in Ref. [16, 35] with limited changes. Numerically, we find λ does not need to go to infinity and a maximum value of 8 already suffices our simulations.

IV. NUMERICAL RESULTS

A numerical convergence study shows, unlike the 6D double emission of He, where $m_{1/2} = 0$, $0 \leq l_{1/2} \leq 2$ already gives convergent ground eigenenergy [16], here the angular quantum number $0 \leq m_{1/2} \leq 2$ and $0 \leq l_{1/2} \leq 8$ starts to give convergent calculations, due to the lower symmetric property of the H_2^+ ion. The $R_c^{(+)} = R_c^{(-)} = 12.5$ atomic units is chosen for computation, as we find $R_c^{(-)}$ does not change the quality of the spectrum but introduces longer propagation time for low-energy particles to fly out. $R_c^{(+)} = 12.5$ atomic units gives the internuclear distance $R = 25$ as is used in Ref. [19]. The wavefunction is propagated long enough after the pulse for to include the unbound states low kinetic energies.

If the kinetic energy of protons is included, the field free ground energy value is $E_0 = -0.592$ atomic units and the internuclear distance is 2.05 atomic units. With the kinetic energy of protons excluded, the ground eigenenergy is -0.597 atomic units, three digits exact to ground energy from quantum chemistry calculations in Ref. [36], where the internuclear distance is fixed. The internuclear distance is 1.997 atomic units, three digits exact to that from the precise computations in Ref. [37].

A. Laser pulses

The dipole field of a laser pulse with peak intensity $I = \mathcal{E}_0^2$ (atomic units) and linear polarization in z -direction is defined as $\mathcal{E}_z(t) = \partial_t A_z(t)$ with

$$A_z(t) = \frac{\mathcal{E}_0}{\omega} a(t) \sin(\omega t + \phi_{CEP}). \quad (28)$$

A pulse with $\lambda = 400 \text{ nm}$ is given with intensities $8.3 \times 10^{13} \text{ W/cm}^2$ close to 2D computation in reference [19]

and $5.9 \times 10^{13} \text{ W/cm}^2$ close to experimental conditions in Ref. [12]. We choose $a(t) = [\cos(t/T)]^8$ as a realistic envelope. Pulse durations are specified as FWHM=5 opt.cyc. w.r.t. intensity.

B. Joint energy spectra

The JES of the two dissociative protons and the electron is obtained by integrating Eq. (11) over angular coordinates as

$$\sigma(E_N, E_e) = \int d\phi_1 \int d\phi_2 \int d\theta_1 \sin \theta_1 \int d\theta_2 \sin \theta_2 P(\phi_1, \theta_1, \sqrt{4M \times E_N}, \phi_2, \theta_2, \sqrt{2m \times E_e}), \quad (29)$$

where E_N, E_e are kinetic energies of *two protons* and an electron, respectively. $\sigma(E_N, E_e)$ is presented in Fig. 2 (a, b). The tilt lines with formula $E_N + E_e = N\omega + E_0 - U_p$ with $U_p = \frac{A_0^2}{4m}$ specify the energy sharing of N photons for both the computations from $8.3 \times 10^{13} \text{ W/cm}^2$ and $5.9 \times 10^{13} \text{ W/cm}^2$, indicating correlated emissions of the electron and protons, which is also observed in the 2D computations [19, 20]. The yields are intense around nuclear KER from 2 eV to 4 eV in the \cos^8 envelope pulse, consistent with the experimental values reported in Ref. [12, 13]. The peak of JES for dissociative ionization is for lower nuclear KER than that (3-4 eV) from Coulomb explosion from ground eigenstate of the H_2^+ ion, which property is also close to experimental observables [38]. The Coulomb explosion JES is obtained with the same method as dissociative ionization except that H_{EP} is removed from B region Hamiltonian as $H_B^{(CS)} = H^{(+)} \otimes \mathbf{1} + \mathbf{1} \otimes H^{(-)}$, but the initial state is still obtained from Hamiltonian H_B in Eq. (1). We find that the contribution from time-propagation in sub-region $D \rightarrow DI$ (see Eq. (13)) is small, as the numerical error of JES $\delta(\sigma)$ of σ computed from $S \rightarrow DI$, and σ' computed from two subregions ($S \rightarrow DI$ and $D \rightarrow DI$), is always below 1% the main contribution of the JES ($2 < E_N < 4 \text{ eV}$), see Fig. 2 (d). This numerical property is also observed in two-dimensional (2D) simulations [19]. This is because the electrons are much faster than protons and the H_2^+ ion tends to release first.

One may find that the JES is most considerable around $2 \sim 4 \text{ eV}$ nuclear KER, different from $\approx 0.5 a.u. > 10 \text{ eV}$ obtained in the 2D simulations. The difference can also be observed from the Coulomb explosion computation shown in shown in Fig. 2 (c). In experiments, the distribution of emitted protons peaks at nuclear KER=4 eV for a 780 nm laser pulse $6 \times 10^{14} \text{ W/cm}^2$ [11], Ref. [38] reported the Coulomb explosion peak is around 3 eV nuclear KER for a 791 nm, $9.3 \times 10^{13} \text{ W/cm}^2$ laser pulse and Ref. [12, 13] reported the nuclear KER is most probable around 3 eV for two protons for 400 nm laser pulses. These observables at different experimental conditions show nuclear KERs are around $2 \sim 4 \text{ eV}$, which are close

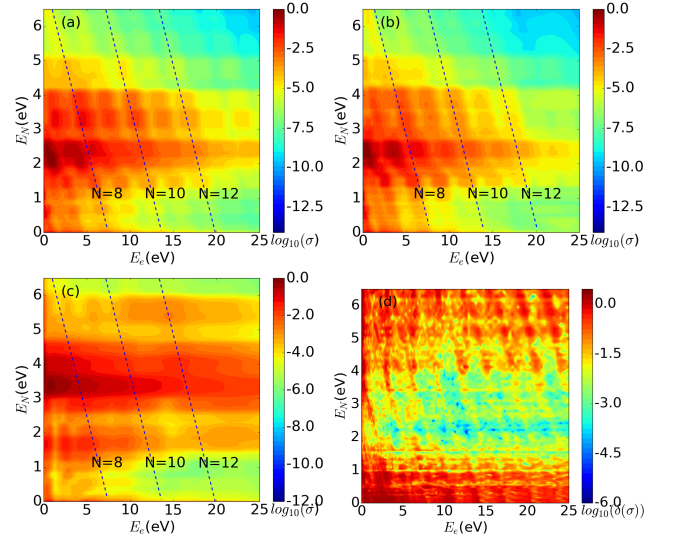


FIG. 2. Log-scale JES $\log_{10} \sigma(E_N, E_e)$ represented by total energy of two protons E_N and that of an electron E_e . Linear polarized, 400 nm, with (a) \cos^8 envelope with FWHM=5 opt.cyc. at $8.3 \times 10^{13} \text{ W/cm}^2$ and (b) \cos^8 envelope with FWHM=5 opt.cyc. pulses at $5.9 \times 10^{13} \text{ W/cm}^2$ is applied to the H_2^+ ion. The dashed lines represent the energy sharing between the protons and electron with formula $E_N + E_e = N\omega + E_0 - U_p$, where ω is the photon energy. (c) JES from Coulomb explosion simulation from the ground eigenstate of the H_2^+ ion. (d) Log-scale error $\log(\delta(\sigma))$ of two spectra from \cos^8 envelope laser pulse at $8.3 \times 10^{13} \text{ W/cm}^2$ with and without the contribution from $D \rightarrow DI$ (from Eq. (13)) by $\delta(\sigma) = 2 \frac{|\sigma'(E_N, E_e) - \sigma(E_N, E_e)|}{|\sigma'(E_N, E_e) + \sigma(E_N, E_e)|}$. $\sigma(E_N, E_e)$ of (a) and (b) are normalized by dividing the maximum value.

to our computations but far from the computations in the 2D simulations [14, 19]. The deviation of the 2D simulation may arise from its limitations for obtaining the ground states of protons, because their rotational kinetic energy around the molecular center is not included, both for electrons and protons. The existing 2D simulations for the dissociative ionization put corrections to the electron-proton interaction with a smooth factor to give the correct ground energy of electrons H_2^+ [14, 19]. However, the pure Coulomb repulsion of the two protons $1/R$ (R is the internuclear distance) is included without a smooth factor. The ground eigenenergy from 2D simulation including the nuclear KER is -0.597 atomic units, identical to the quantum chemistry computations, where the nuclear KER is excluded. We would like to point out that, for the 2D simulation, for consistency of the correction of Coulomb interaction of the electron, the Coulomb repulsion term of the two protons may also need a smooth factor, which needs further investigations.

C. Angular distribution

The projected energy distribution on the azimuth angle of the electron and the protons is calculated by integrating the 6D scattering amplitudes as

$$p_N(\theta_1, E_1) = \int d\vec{k}_1 \int d\phi_1 |\langle \vec{k}_1, \vec{k}_2, T \rangle|^2, \quad (30)$$

$$\vec{k}_2 = [\phi_1, \theta_1, \sqrt{8M \times E_1}]^T$$

for protons, and

$$p_e(\theta_2, E_2) = \int d\vec{k}_2 \int d\phi_2 |\langle \vec{k}_1, \vec{k}_2, T \rangle|^2, \quad (31)$$

$$\vec{k}_2 = [\phi_1, \theta_1, \sqrt{2m \times E_2}]^T$$

for electron, where E_1 and E_2 are kinetic energies for *an individual* proton and electron.

As is observed in Fig. 3, the probability distributions of electron and protons reach the highest value in the polarization direction, which is consistent with the experimental observations for linearly polarized laser pulses [11, 13]. The probability of the dissociative protons is most considerable with $1 \leq E_1 \leq 2\text{eV}$, higher than the $E_1 < 1\text{eV}$ for dissociative channels reported in Ref. [11, 38], but in the range of their Coulomb explosion channel, where the laser wavelength is 800 nm. For higher intensity $8.3 \times 10^{13} \text{ W/cm}^2$, the angular distribution of released protons and electron extends more in the polarization direction. For distribution of protons, tiny yields around 3 eV in radial coordinates indicates the Coulomb explosion channel, close to what is observed in experiments, however, for different laser pulses [38].

V. CONCLUSION AND DISCUSSIONS

We simulate the dissociative ionization of the H_2^+ ion in full dimensionality and obtain the ground energy same as the quantum chemistry methods. Using tSurff methods, we obtained the JES where energy sharing is observed, which indicates a correlation between proton and electrons. The JES peaked at E_N from 2 eV to 4 eV, which is different from the previous 2D simulations, but is consistent with the experimental data. The projected energy distribution on angles shows that the electron and protons tend to dissociate in the direction of polarization of the laser pulse.

The simulation of the single emission spectrum showing dissociation channels, is however not possible yet. The difficulty lies mainly in constructing the internuclear-distance-dependent electronic ansatz of H with a given ionic state in a single emission TDSE on \vec{r}_1^+ , which might be solved by reading the energy surfaces from quantum chemistry calculations or another tRecX calculation. We leave work for future studies.

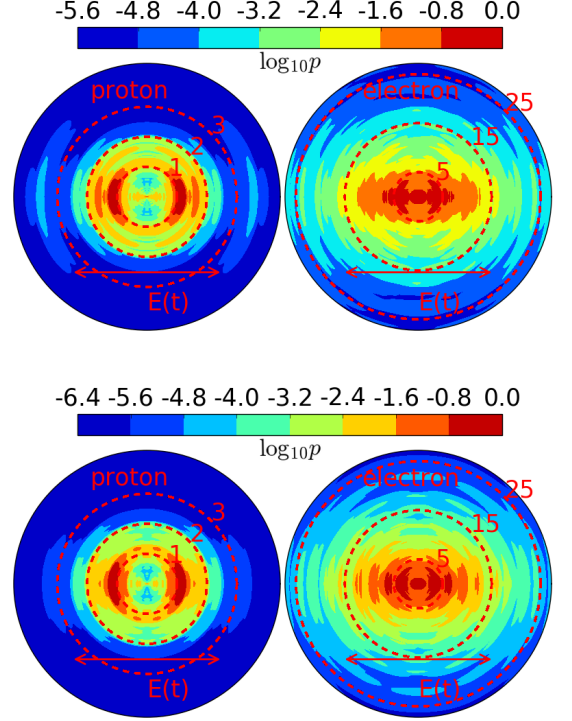


FIG. 3. The log-scale probability distribution of (left column) protons by $\log_{10} p_N(\theta_1, E_1)$ and (right column) protons by $\log_{10} p_e(\theta_2, E_2)$, $\theta_{1,2} \in [0, \pi]$. The plot is symmetrized by $p_N(2\pi - \theta_1, E_1) = p_N(\theta_1, E_1)$ and $p_e(2\pi - \theta_2, E_2) = p_e(\theta_2, E_2)$. The upper row is computed from laser pulse at intensity $8.3 \times 10^{13} \text{ W/cm}^2$ and lower row represents the $5.9 \times 10^{13} \text{ W/cm}^2$. The values of the radial coordinates $E_{1/2}$ are represented in eV. The polarization direction is along the horizontal axis and the direction electric field is labeled at each sub-figure with an arrow above " $E(t)$ ". The values are all normalized by dividing the maximum value.

ACKNOWLEDGMENTS

J.Z. was supported by the DFG Priority Programme 1840, QUTIF. We are grateful for fruitful discussions with Dr. Lun Yue from Louisiana State University, Dr. Xiaochun Gong from East China Normal University, and Prof. Dr. Armin Scrinzi from Ludwig Maximilians University.

Appendix A: Coordinate transformation

We use sub-indices "a", "b" and "e" represent the two protons and the electron of an arbitrary coordinate. The sub-indices "0", "1" and "2" represent the center of the two protons, the relative position of a proton to the center and the electron in our transformed coordinate, respectively. Suppose originally the coordinates of the two protons and electrons are represented by vectors \vec{x}_a, \vec{x}_b and \vec{x}_e of an arbitrary origin, respectively. The new co-

ordinates \vec{r}_1 and \vec{r}_2 satisfies

$$\begin{aligned}\vec{r}_0 &= \frac{\vec{x}_a + \vec{x}_b}{2} \\ \vec{r}_1 &= \frac{\vec{x}_a - \vec{x}_b}{2} \\ \vec{r}_2 &= \vec{x}_e - \frac{\vec{x}_a + \vec{x}_b}{2},\end{aligned}\quad (\text{A1})$$

where \vec{r}_0 is the coordinate of the center of the two protons. The Laplacian of the two protons ∇_a^2, ∇_b^2 and electron ∇_e^2 are

$$\begin{aligned}\nabla_a^2 &= \frac{\nabla_0^2}{4} + \frac{\nabla_1^2}{4} + \frac{\nabla_2^2}{4} + \frac{\vec{\nabla}_0 \cdot \vec{\nabla}_1}{2} - \frac{\vec{\nabla}_1 \cdot \vec{\nabla}_2}{2} - \frac{\vec{\nabla}_2 \cdot \vec{\nabla}_0}{2} \\ \nabla_b^2 &= \frac{\nabla_0^2}{4} + \frac{\nabla_1^2}{4} + \frac{\nabla_2^2}{4} - \frac{\vec{\nabla}_0 \cdot \vec{\nabla}_1}{2} + \frac{\vec{\nabla}_1 \cdot \vec{\nabla}_2}{2} - \frac{\vec{\nabla}_2 \cdot \vec{\nabla}_0}{2} \\ \nabla_e^2 &= \nabla_2^2.\end{aligned}\quad (\text{A2})$$

Thus the kinetic energy of the system can be represented by

$$\begin{aligned}& -\frac{1}{2} \left(\frac{\nabla_a^2}{M} + \frac{\nabla_b^2}{M} + \frac{\nabla_e^2}{1} \right) \\ &= -\frac{\nabla_0^2}{4M} - \frac{\nabla_1^2}{4M} - \frac{\nabla_2^2}{4M} + \frac{\vec{\nabla}_2 \cdot \vec{\nabla}_0}{M} + \frac{\nabla_2^2}{2} \\ &\approx -\frac{\nabla_1^2}{4M} - \frac{\nabla_2^2}{2m},\end{aligned}\quad (\text{A3})$$

where $m = \frac{2M}{1+2M}$, and " \approx " means the motion of the \vec{r}_0 is neglected. The interaction of the two protons with the laser pulse can be written as

$$\frac{i}{M} \vec{A} \cdot (\vec{\nabla}_a + \vec{\nabla}_b) = i\vec{A} \cdot (\vec{\nabla}_0 - \vec{\nabla}_2) \approx -\frac{i}{M} \vec{A} \cdot \vec{\nabla}_2, \quad (\text{A4})$$

with which the total interaction with the laser field can be written as

$$-i\vec{A} \cdot (\vec{\nabla}_2 + \frac{1}{M}\vec{\nabla}_2) = -i\beta\vec{A} \cdot \vec{\nabla}_2, \quad (\text{A5})$$

where $\beta = \frac{M+1}{M}$.

-
- [1] P. H. Bucksbaum, A. Zavriyev, H. G. Muller, and D. W. Schumacher, Phys. Rev. Lett. **64**, 1883 (1990).
 - [2] T. Zuo and A. D. Bandrauk, Phys. Rev. A **52**, R2511 (1995).
 - [3] G. Yao and S. I. Chu, Phys. Rev. A **48**, 485 (1993).
 - [4] A. Giusti-Suzor, F. H. Mies, L. F. DiMauro, E. Charron, and B. Yang, J. Phys. B At. Mol. Opt. Phys. **28**, 309 (1995).
 - [5] G. Jolicard and O. Atabek, Phys. Rev. A **46**, 5845 (1992).
 - [6] T. Zuo, S. Chelkowski, and A. D. Bandrauk, Phys. Rev. A **48**, 3837 (1993).
 - [7] B. D. Esry, A. M. Sayler, P. Q. Wang, K. D. Carnes, and I. Ben-Itzhak, Phys. Rev. Lett. **97**, 013003 (2006).
 - [8] J. H. Posthumus, Reports Prog. Phys. **67**, 623 (2004).
 - [9] A. Giusti-Suzor, X. He, O. Atabek, and F. H. Mies, Phys. Rev. Lett. **64**, 515 (1990).
 - [10] M. Odenweller, N. Takemoto, A. Vredenburg, K. Cole, K. Pahl, J. Titze, L. P. H. Schmidt, T. Jahnke, R. Dörner, and A. Becker, Phys. Rev. Lett. **107**, 143004 (2011).
 - [11] M. Odenweller, J. Lower, K. Pahl, M. Schütt, J. Wu, K. Cole, A. Vredenburg, L. P. Schmidt, N. Neumann, J. Titze, T. Jahnke, M. Meckel, M. Kunitski, T. Havermeier, S. Voss, M. Schöffler, H. Sann, J. Voigtsberger, H. Schmidt-Böcking, and R. Dörner, Phys. Rev. A - At. Mol. Opt. Phys. **89**, 013424 (2014).
 - [12] J. Wu, M. Kunitski, M. Pitzer, F. Trinter, L. P. H. Schmidt, T. Jahnke, M. Magrakvelidze, C. B. Madsen, L. B. Madsen, U. Thumm, and R. Dörner, Phys. Rev. Lett. **111**, 023002 (2013).
 - [13] X. Gong, P. He, Q. Song, Q. Ji, K. Lin, W. Zhang, P. Lu, H. Pan, J. Ding, H. Zeng, F. He, and J. Wu, Optica **3**, 643 (2016).
 - [14] C. B. Madsen, F. Anis, L. B. Madsen, and B. D. Esry, Phys. Rev. Lett. **109**, 163003 (2012).
 - [15] A. Scrinzi, New J. Phys. **14**, 085008 (2012).
 - [16] A. Zielinski, V. P. Majety, and A. Scrinzi, Phys. Rev. A **93**, 023406 (2016).
 - [17] L. Tao and A. Scrinzi, New J. Phys. **14**, 013021 (2012).
 - [18] J. Zhu and A. Scrinzi, Phys. Rev. A **101**, 063407 (2020).
 - [19] L. Yue and L. B. Madsen, Phys. Rev. A **88**, 063420 (2013).
 - [20] L. Yue and L. B. Madsen, Phys. Rev. A **90**, 063408 (2014).
 - [21] G. L. V. Steeg, K. Bartschat, and I. Bray, J. Phys. B At. Mol. Opt. Phys. **36**, 3325 (2003).
 - [22] W. Qu, Z. Chen, Z. Xu, and C. H. Keitel, Phys. Rev. A **65**, 013402 (2002).
 - [23] R. E. Silva, F. Catoire, P. Rivière, H. Bachau, and F. Martín, Phys. Rev. Lett. **110**, 113001 (2013).
 - [24] N. Takemoto and A. Becker, Phys. Rev. Lett. **105**, 203004 (2010).
 - [25] B. Feuerstein and U. Thumm, Phys. Rev. A - At. Mol. Opt. Phys. **67**, 043405 (2003).
 - [26] K. C. Kulander, F. H. Mies, and K. J. Schafer, Phys. Rev. A **53**, 2562 (1996).
 - [27] R. E. Silva, F. Catoire, P. Rivière, T. Niederhausen, H. Bachau, and F. Martín, Phys. Rev. A - At. Mol. Opt. Phys. **92**, 013426 (2015).
 - [28] V. P. Majety and A. Scrinzi, Phys. Rev. Lett. **115**, 103002 (2015).
 - [29] V. P. Majety, A. Zielinski, and A. Scrinzi, J. Phys. B **48**, 025601 (2015).
 - [30] V. Majety and A. Scrinzi, Photonics **2**, 93 (2015).
 - [31] V. P. Majety, A. Zielinski, and A. Scrinzi, New J. Phys. **17**, 63002 (2015).
 - [32] V. P. Majety and A. Scrinzi, J. Phys. B **48**, 245603 (2015).
 - [33] J. R. Hiskes, Phys. Rev. **122**, 1207 (1961).

- [34] A. Scrinzi, Phys. Rev. A **81**, 053845 (2010).
- [35] C. W. McCurdy, M. Baertschy, and T. N. Rescigno, J. Phys. B **37**, R137 (2004).
- [36] D. Bressanini, M. Mella, and G. Morosi, Chem. Phys. Lett. **272**, 370 (1997).
- [37] L. J. Schaad and W. V. Hicks, J. Chem. Phys. **53**, 851 (1970).
- [38] D. Pavičić, A. Kiess, T. W. Hänsch, and H. Figger, Phys. Rev. Lett. **94**, 163002 (2005).