

# A DIRECT RECONSTRUCTION ALGORITHM FOR THE ANISOTROPIC INVERSE CONDUCTIVITY PROBLEM BASED ON CALDERÓN'S METHOD IN THE PLANE

RASHMI MURTHY, YI-HSUAN LIN, KWANCHEOL SHIN, AND JENNIFER L. MUELLER

**ABSTRACT.** A direct reconstruction algorithm based on Calderón's linearization method for the reconstruction of isotropic conductivities is proposed for anisotropic conductivities in two-dimensions. To overcome the non-uniqueness of the anisotropic inverse conductivity problem, the entries of the unperturbed anisotropic tensors are assumed known *a priori*, and it remains to reconstruct the multiplicative scalar field. The quasi-conformal map in the plane facilitates the Calderón-based approach for anisotropic conductivities. The method is demonstrated on discontinuous radially symmetric conductivities of high and low contrast.

**Keywords.** Calderón's problem, anisotropic, electrical impedance tomography, quasi-conformal map, exponential solutions, inverse conductivity problem, Dirichlet-to-Neumann map

## CONTENTS

1. Introduction	1
2. Mathematical formulation	3
3. Injectivity of the inverse problem	4
4. The linearized reconstruction method	8
5. Numerical implementation	9
5.1. Numerical solution of the forward problem for data simulation	9
5.2. Computing the quasi-conformal map	12
5.3. Reconstruction	12
6. Examples	13
7. Conclusions	15
Acknowledgment	15
References	15

## 1. INTRODUCTION

The inverse conductivity problem was first proposed in Calderón's pioneer work [13], in which the existence of a unique solution and a direct method of reconstruction of isotropic conductivities from the associated boundary measurements was given for the linearized problem in a bounded domain. This work inspired a large body of research on the global uniqueness question for the inverse conductivity problem and methods of reconstruction. Calderón made use of special exponentially growing functions known as *complex geometrical optics* solutions (CGOs), and these have proved useful for global uniqueness results for the inverse conductivity problem, leading also to a family of direct reconstruction algorithms known as D-bar methods. The reader is referred to [40, 41] and the references therein for further reading on D-bar methods. Their relationship to Calderón's method was investigated in [32].

The inverse conductivity problem is the mathematical model behind a medical imaging technology known as *electrical impedance tomography* (EIT). EIT has the attributes of being inexpensive, non-invasive, non-ionizing and portable. Medical applications of EIT include pulmonary imaging [16, 18, 47, 53], breast cancer detection [15, 27, 28, 31, 55], human head imaging [3, 17, 19, 54], and others. See also the review articles [12, 14, 26, 38] on EIT. The literature of reconstruction algorithms for the isotropic conductivity is extensive. Implementations of Calderón’s method for isotropic conductivities include [10, 42, 46]. However, in reality, many tissues in the human body are anisotropic, meaning that electrical current will be conducted in spatially preferred directions. Anisotropic conductivity distributions are prevalent in the body, with significant differences in the transverse and lateral directions in the bone, skeletal and cardiac muscle, and in the brain [1, 9]. However, medical EIT imaging typically neglects anisotropic properties of the conductivity and reconstructs an isotropic approximation. This can lead to artifacts in the resulting images and incorrect estimates of conductivity values.

In this work, we want to study the anisotropic conductivity equation

$$(1.1) \quad L_A u := \nabla \cdot (A(x) \nabla u) = \sum_{j,k=1}^2 \partial_{x_k} (A^{jk}(x) \partial_{x_j} u) = 0 \quad \text{in } \Omega,$$

where  $\Omega \subset \mathbb{R}^2$  is a bounded Lipschitz domain and  $A(x) = (A^{jk}(x))_{1 \leq j,k \leq 2}$  is a positive definite symmetric matrix. The explicit regularity assumptions of  $A(x)$  will be characterized later (see Hypothesis 2.1). In order to study inverse problems in anisotropic media, the key step is to transform the anisotropic conductivity equation (1.1) into an isotropic one, by using the *isothermal coordinates*, which are related to *quasi-conformal maps* [5]. This method is widely used in the study of the Calderón type inverse problems in the plane.

Contrary to the isotropic case, knowledge of the *Dirichlet-to-Neumann* (DN) map is not sufficient to recover an anisotropic conductivity [24, 34]. The non-uniqueness of the anisotropic problem stems from the fact that any diffeomorphism of  $\Omega$  which keeps the boundary points fixed has the property of leaving the DN map unchanged (i.e., one can find a diffeomorphism with the boundary map being identity), despite the change in conductivity [8]. However, a uniqueness result was proved in [39] under the assumption that the conductivity is known up to a multiplicative scalar field. The uniqueness and stability results for an anisotropic conductivity of the form  $A = A(x, a(x))$ , where  $a(x)$  is an unknown scalar function was proved in [6]. In the same paper, the uniqueness result for the interior conductivities of  $A$  were also proved by piecewise analytic perturbations of scalar term  $a$ . *A priori* knowledge of the preferred directions of conductivity, or the entries of the tensor of anisotropy, may be obtained, for example, from a diffusion tensor MRI, as discussed in [2].

In this work, we provide a direct reconstruction algorithm under the assumption that the anisotropic conductivity is a “small perturbation” (under the matrix notion) of a given  $2 \times 2$  positive definite matrix with constant entries in the plane. Other approaches to the reconstruction problem for anisotropic conductivities include [1, 11, 22, 23, 25, 37]. The quasi-conformal map in the plane and *invariance* of the equations under a change of coordinates is the key to the algorithm. But, we note that in three spatial dimensions, there is no quasi-conformal map, and so our approach is not applicable.

CGO solutions have also been used to solve the inverse obstacle problem under various mathematical models. For the isotropic case, see, for example, [29, 30, 43, 48, 49, 52]. For the anisotropic case in the three-dimensions, one can use the *oscillating-decaying solutions* to reconstruct unknown obstacles in a given medium, see [35, 36, 44, 45]. It is worth mentioning that for the anisotropic case in the plane,

one can also construct CGOs via the quasi-conformal map, and we refer readers to [51] for more detailed discussions.

The paper is organized as follows. Section 2 contains the mathematical formulation of the anisotropic inverse conductivity problem. In Section 3, we provide a rigorous mathematical analysis for the anisotropic elliptic problem. We prove that the linearization of the quadratic form is injective when evaluated at any positive definite  $2 \times 2$  constant matrix. The tool is to use the quasi-conformal map in the plane. In Section 4, we provide a reconstruction methods based on Calderón's approach for anisotropic conductivities. In addition, we also provide a numerical implementation for the inverse anisotropic conductivity problem in Section 5.

## 2. MATHEMATICAL FORMULATION

The mathematical model for the EIT problem with an anisotropic conductivity can be formulated as follows: Let  $\Omega \subset \mathbb{R}^2$  be a simply connected domain with Lipschitz boundary  $\partial\Omega$ . Assume that the following conditions hold.

**Hypothesis 2.1.** Let  $A(x) = (A^{jk}(x))_{1 \leq j, k \leq 2}$  be the anisotropic conductivity, which satisfies:

- (a) Symmetry:  $A^{jk}(x) = A^{kj}(x)$  for  $x \in \Omega$ .
- (b) Ellipticity: There is a universal constant  $\lambda > 0$  such that

$$\sum_{j, k=1}^2 A^{jk}(x) \xi_j \xi_k \geq \lambda |\xi|^2, \text{ for any } x \in \Omega \text{ and } \xi = (\xi_1, \xi_2) \in \mathbb{R}^2.$$

- (c) Smoothness: The anisotropic conductivity  $A \in C^1(\bar{\Omega}; \mathbb{R}^{2 \times 2})$ .

Let  $\phi \in H^{1/2}(\partial\Omega)$  be the voltage given on the boundary. The electric field  $u$  arising from the applied voltage  $\phi$  on  $\partial\Omega$  is governed by the following second order elliptic equation

$$(2.1) \quad \begin{cases} \nabla \cdot (A \nabla u) = \sum_{j, k=1}^2 \frac{\partial}{\partial x^j} (A^{jk}(x) \frac{\partial}{\partial x^k} u) = 0 & \text{in } \Omega, \\ u = \phi & \text{on } \partial\Omega. \end{cases}$$

Under Hypothesis 2.1 for  $A$ , given any Dirichlet data  $\phi$  on  $\partial\Omega$ , it is known that (2.1) is well-posed (for example, see [21]). Therefore, the DN map is well-defined and is given by

$$\Lambda_A : H^{1/2}(\partial\Omega) \rightarrow H^{-1/2}(\partial\Omega)$$

$$\Lambda_A : \phi \mapsto \nu \cdot A \nabla u|_{\partial\Omega} = \sum_{j, k=1}^2 A^{jk}(x) \frac{\partial u}{\partial x^j} \nu_k \Big|_{\partial\Omega},$$

where  $u \in H^1(\Omega)$  is the solution of (2.1), and  $\nu = (\nu_1, \nu_2)$  is the unit outer normal vector on  $\partial\Omega$ . It is natural to consider the quadratic form  $Q_{A, \Omega}(\phi)$  with respect to (2.1), which is defined by

$$(2.2) \quad Q_{A, \Omega}(\phi) := \int_{\Omega} \sum_{j, k=1}^2 A^{jk}(x) \frac{\partial u}{\partial x^j} \frac{\partial u}{\partial x^k} dx = \int_{\partial\Omega} \Lambda_A(\phi) \phi dS,$$

where  $dS$  denotes the arc length on  $\partial\Omega$  and we have utilized the integration by parts in the last equality. The quantity  $Q_{A, \Omega}$  represents the power needed to maintain the potential  $\phi$  on  $\partial\Omega$ . By the symmetry of the matrix  $A$ , knowledge of  $Q_{A, \Omega}$  is equivalent to knowing  $\Lambda_A$ .

The inverse problem of anisotropic EIT is to ask whether  $A$  is uniquely determined by the quadratic form  $Q_{A,\Omega}$  and if so, how to calculate the matrix-valued function  $A$  in terms of  $Q_{A,\Omega}$ .

### 3. INJECTIVITY OF THE INVERSE PROBLEM

Assume the conductivity  $A(x)$  satisfies Hypothesis 2.1 and  $A(x)$  is of the form

$$A = a(x)A_0,$$

where  $a(x)$  is a scalar function to be determined and  $A_0$  is a known *constant*  $2 \times 2$  symmetric positive definite anisotropic tensor. Then by [39], the inverse anisotropic conductivity problem of determining  $a(x)$  has a unique solution.

Introduce the norms in the space of  $A$  and in the space of quadratic forms  $Q_A \equiv Q_{A,\Omega}(\phi)$  as follows. Let

$$(3.1) \quad \|\phi\|^2 := \int_{\Omega} |\nabla u|^2 dx,$$

where  $u \in H^1(\Omega)$  is the solution of the following second order elliptic equation with constant matrix-valued coefficient,

$$(3.2) \quad \begin{cases} \nabla \cdot (A_0 \nabla u) = 0 & \text{in } \Omega, \\ u = \phi & \text{on } \partial\Omega, \end{cases}$$

and

$$(3.3) \quad \|Q_A\| = \sup_{\|\phi\| \leq 1} |Q_A(\phi)|.$$

In the spirit of Calderón [13], the next step is to show that the mapping from conductivity to power, namely

$$(3.4) \quad \Phi : A \rightarrow Q_A,$$

is analytic, where the conductivity to power map  $Q_A$  is given by (2.2). The argument outlined below establishes that  $\Phi$  is analytic.

Consider  $A(x)$  as a perturbation from the constant matrix  $A_0$  of the form

$$(3.5) \quad A(x) := (1 + \delta(x))A_0,$$

where  $\delta(x)$  is regarded as a *scalar* perturbation function. We further assume that  $\|\delta\|_{L^\infty(\Omega)} < 1$  is sufficiently small so that the matrix  $A$  is also positive definite in order to derive the well-posedness of the following second order elliptic equation

$$(3.6) \quad \begin{cases} L_A(w) := \nabla \cdot (A(x)\nabla w) = 0 & \text{in } \Omega, \\ w = \phi & \text{on } \partial\Omega. \end{cases}$$

As in Calderón [13] for the isotropic case, we will use perturbation arguments. Let  $w := u + v$ , where  $w$  is the solution of (3.6), and  $u$  is the solution of (3.2) with the same boundary data  $w = u = \phi$  on  $\partial\Omega$ . Then

$$(3.7) \quad L_A(w) = L_{(1+\delta(x))A_0}(u+v) = L_{A_0}v + L_{\delta A_0}v + L_{\delta A_0}u = 0 \quad \text{in } \Omega,$$

and  $v|_{\partial\Omega} = 0$ . Then we have the following estimate for the function  $v$ .

**Lemma 3.1.** *The operator  $L_{A_0}$  has a bounded inverse operator  $G$  and  $v$  has the following  $H^1$  bound*

$$(3.8) \quad \|v\|_{H^1(\Omega)} \leq \frac{\|G\|_{\mathcal{L}(H^{-1}, H^1)} \|\delta\|_{\infty} \|A_0\|_F \|\phi\|}{1 - \|G\|_{\infty} \|\delta\|_{\infty} \|A_0\|},$$

where  $\|G\|_{\mathcal{L}(H^{-1}, H^1)}$  denotes the operator norm from  $H^{-1}$  to  $H^1$ ,  $\|A_0\|_F$  stands for the Frobenius norm of the matrix  $A_0$  and  $\|\phi\|$  is given by (3.1).

*Proof.* Since  $u \in H^1(\Omega)$  is the unique solution of the boundary value problem  $L_{A_0}u = 0$  in  $\Omega$ ,  $u = \phi$  on  $\partial\Omega$ , the operator  $L_{A_0}$  has a bounded inverse  $G$ .

Then from (3.7) one sees,

$$(3.9) \quad G(L_{A_0}v + L_{\delta A_0}v + L_{\delta A_0}u) = 0.$$

That is,

$$(3.10) \quad (I + GL_{\delta A_0})v = -GL_{\delta A_0}u.$$

Note that

$$(3.11) \quad \|L_{\delta A_0}w\|_{H^{-1}(\Omega)} = \sup_{\psi \in H_0^1(\Omega)} \frac{|\int_{\Omega} \nabla \cdot [(\delta(x)A_0)\nabla w]\psi \, dx|}{\|\psi\|_{H_0^1(\Omega)}},$$

and

$$(3.12) \quad \left| \int_{\Omega} \nabla \cdot [(\delta(x)A_0)\nabla w]\psi \, dx \right| = \left| \int_{\Omega} \nabla \psi \cdot [(\delta(x)A_0)\nabla w] \, dx \right| \\ \leq \|\delta(x)A_0\|_{L^\infty(\Omega)} \|\nabla w\|_{L^2(\Omega)} \|\psi\|_{H_0^1(\Omega)}.$$

Thus, from (3.11) and (3.12),

$$(3.13) \quad \|L_{\delta A_0}w\|_{H^{-1}(\Omega)} \leq \|\delta(x)A_0\|_{L^\infty(\Omega)} \|\nabla w\|_{L^2(\Omega)}.$$

Next, consider the operator norm

$$(3.14) \quad \|GL_{\delta A_0}\|_{\mathcal{L}(H^1; H^1)} = \sup_{w \neq 0} \frac{\|GL_{\delta A_0}w\|_{H^1(\Omega)}}{\|w\|_{H^1(\Omega)}} \leq \frac{\|G\|_{\mathcal{H}^{-\infty}; \mathcal{H}^\infty} \|L_{\delta(x)A_0}w\|_{H^{-1}(\Omega)}}{\|w\|_{H^1(\Omega)}}.$$

That is,

$$(3.15) \quad \|GL_{\delta A_0}\|_{\mathcal{L}(H^1; H^1)} \leq \|G\|_{\mathcal{L}(H^{-1}; H^1)} \|\delta A_0\|_{L^\infty(\Omega)},$$

where  $\|\cdot\|_{\mathcal{L}(X; Y)}$  stands for the operator norm from the Banach space  $X$  to  $Y$ . Moreover, when

$$\|\delta(x)A_0\|_{L^\infty(\Omega)} < \frac{1}{\|G\|_{\mathcal{L}(H^{-1}; H^1)}},$$

the Neumann series

$$\left[ \sum_{j=0}^{\infty} (-1)^j (GL_{\delta A_0})^j \right] (GL_{\delta A_0}u),$$

converges, and from (3.10), one has

$$(3.16) \quad v = - \left[ \sum_{j=0}^{\infty} (-1)^j (GL_{\delta A_0})^j \right] (GL_{\delta A_0}u).$$

It is easy to see that

$$(3.17) \quad \|v + GL_{\delta A_0}v\|_{H^1(\Omega)} \geq \|v\|_{H^1(\Omega)} - \|GL_{\delta A_0}v\|_{H^1(\Omega)} \\ \geq \|v\|_{H^1(\Omega)} (1 - \|G\|_{\mathcal{L}(H^{-1}; H^1)} \|\delta(x)A_0\|_{L^\infty(\Omega)}).$$

Finally, by using relations (3.9) and (3.13),

$$(1 - \|G\|_{\mathcal{L}(H^{-1}; H^1)} \|\delta(x)A_0\|_{L^\infty(\Omega)}) \|v\|_{H^1(\Omega)} \\ \leq \|v + G(-L_{\delta A_0}u - L_{A_0}v)\|_{H^1(\Omega)} \\ = \|v - GL_{\delta A_0}u - v\|_{H^1(\Omega)} \\ \leq \|G\|_{\mathcal{L}(H^{-1}; H^1)} \|L_{\delta A_0}u\|_{H^{-1}(\Omega)} \\ = \|G\|_{\mathcal{L}(H^{-1}; H^1)} \|\delta(x)A_0\|_{L^\infty(\Omega)} \|\phi\|,$$

and substituting (3.17) into the above inequality results in

$$(3.18) \quad \|v\|_{H^1(\Omega)} \leq \frac{\|G\|_{\mathcal{L}(H^{-1}; H^1)} \|\delta(x)A_0\|_{L^\infty(\Omega)} \|\phi\|}{1 - \|G\|_{\mathcal{L}(H^{-1}; H^1)} \|\delta(x)A_0\|_{L^\infty(\Omega)}}.$$

Therefore, the above calculations allow us to conclude that the mapping  $\Phi$  defined by (3.4) is analytic at  $A_0$ , which completes the proof.  $\square$

Next, let us linearize the map  $Q_A(\phi)$  around a positive definite constant matrix  $A(x) = A_0$  as follows:

$$(3.19) \quad \begin{aligned} Q_{(1+\delta(x))A_0}(\phi) &= \int_{\Omega} [(1 + \delta(x))A_0 \nabla w] \cdot \nabla w \, dx \\ &= \int_{\Omega} [(A_0 + \delta(x)A_0) \nabla u] \cdot \nabla u \, dx + 2 \int_{\Omega} (\delta(x)A_0 \nabla u) \cdot \nabla v \, dx \\ &\quad + \int_{\Omega} [(A_0 + \delta(x)A_0) \nabla v] \cdot \nabla v \, dx, \end{aligned}$$

where we have used that  $\nabla \cdot (A_0 \nabla u) = 0$  in  $\Omega$ . We now show that

$$\int_{\Omega} (\delta(x)A_0 \nabla u) \cdot \nabla v \, dx \quad \text{and} \quad \int_{\Omega} [(A_0 + \delta(x)A_0) \nabla v] \cdot \nabla v \, dx$$

are of  $\mathcal{O}(\|\delta\|)$ . It is easy to see that

$$(3.20) \quad \left| \int_{\Omega} (\delta(x)A_0) \nabla u \cdot \nabla v \, dx \right| \leq C_{A_0} \|\delta\|_{L^\infty(\Omega)} \|\phi\| \|v\|_{H^1(\Omega)},$$

and

$$(3.21) \quad \left| \int_{\Omega} [(A_0 + \delta(x)A_0) \nabla v] \cdot \nabla v \, dx \right| \leq C_{A_0} (1 + \|\delta\|_{L^\infty(\Omega)}) \|v\|_{H^1(\Omega)}^2,$$

for some constant  $C_{A_0} > 0$  independent of  $\delta$ . By inserting (3.18) into (3.20), (3.21) and taking  $\|\delta\|_{L^\infty(\Omega)}$  sufficiently small, one obtains the desired result. Thus, the Fréchet derivative of the quadratic form  $Q_A(\phi)$  at  $A(x) = A_0$  is given by

$$(3.22) \quad dQ_A(\phi) \Big|_{A=A_0} = \int_{\Omega} ((\delta(x)A_0) \nabla u) \cdot \nabla u \, dx,$$

where  $u \in H^1(\Omega)$  is a solution of  $\nabla \cdot (A_0 \nabla u) = 0$  in  $\Omega$  with  $u = \phi$  on  $\partial\Omega$ .

**Theorem 3.1.** *The Fréchet derivative  $dQ_A(\phi)|_{A=A_0}$  is injective.*

*Proof.* In order to prove that  $dQ_A(\phi)|_{A=A_0}$  is injective, we only need to show that

$$\int_{\Omega} (\delta(x)A_0 \nabla u) \cdot \nabla u \, dx = 0 \quad \text{implies that} \quad \delta \equiv 0,$$

where  $u \in H^1(\Omega)$  is a solution of  $L_{A_0} u = 0$  in  $\Omega$  with  $u = \phi$  on  $\partial\Omega$ . On the other hand, since the last integral in (3.22) vanishes for all such  $u$ , then it is equivalent to prove

$$(3.23) \quad \int_{\Omega} ((\delta(x)A_0) \nabla u_1) \cdot \nabla u_2 \, dx = 0,$$

where  $u_1, u_2 \in H^1(\Omega)$  are solutions of  $L_{A_0} u_1 = L_{A_0} u_2 = 0$  in  $\Omega$ . Inspired by [13], we want to find special exponential solutions to prove it.

In order to achieve our aim, we utilize the celebrated quasi-conformal map in the plane. We first identify  $\mathbb{R}^2$  with the complex plane  $\mathbb{C}$ . Recall that  $\delta(x) \in C^1(\overline{\Omega})$  since the conductivity  $A(x)$  is a  $C^1(\overline{\Omega})$  matrix function. We now extend  $\delta(x)$  to  $\mathbb{C}$  (still denoted by  $\delta(x)$ ) with  $\delta(x) \in C_0^1(\mathbb{C})$  by considering  $\delta(x) \equiv 0$  for  $|x| > r$ , for some large constant  $r > 0$  such that  $\Omega \Subset B_r(0)$ . Meanwhile, we also extend

the constant matrix  $A_0$  to  $\mathbb{C}$ , denoted by  $A_0(x)$ , such that  $A_0(x) \in C^1(\mathbb{C})$  with  $A_0(x) = I_2$  (a  $2 \times 2$  identity matrix) for  $|x| > r$ .

From [7, Lemma 3.1] and [51, Theorem 2.1], given a  $C^1$ -smooth anisotropic conductivity  $A(x)$ , it is known that there exists a  $C^1$  bijective map  $\Phi^{(A)} : \mathbb{R}^2 \rightarrow \mathbb{R}^2$  with  $y = \Phi^{(A)}(x)$  such that

$$(3.24) \quad \Phi_*^{(A)} A = \left( \det A \circ (\Phi^{(A)})^{-1} \right)^{1/2} I_2,$$

is a scalar conductivity, where

$$(3.25) \quad \Phi_*^{(A)} A(y) = \frac{\nabla \Phi^{(A)}(x) A(x) \nabla (\Phi^{(A)})^T(x)}{\det(\nabla \Phi^{(A)}(x))} \Big|_{x=(\Phi^{(A)})^{-1}(y)},$$

with

$$\begin{aligned} & (\Phi_*^{(A)} A)^{i\ell}(y) \\ & := \frac{1}{\det(\nabla \Phi^{(A)})} \sum_{j,k=1}^2 \partial_{x^j} (\Phi^{(A)})^i(x) \partial_{x^k} (\Phi^{(A)})^\ell(x) A^{jk}(x) \Big|_{x=(\Phi^{(A)})^{-1}(y)}. \end{aligned}$$

Moreover,  $\Phi^{(A)}$  solves the following Beltrami equation in the complex plane  $\mathbb{C}$ ,

$$(3.26) \quad \bar{\partial} \Phi^{(A)} = \mu_A \partial \Phi^{(A)},$$

where

$$(3.27) \quad \mu_A = \frac{A^{22} - A^{11} - 2iA^{12}}{A^{11} + A^{22} + 2\sqrt{\det A}},$$

and

$$\bar{\partial} = \frac{1}{2}(\partial_{x_1} + i\partial_{x_2}), \quad \partial = \frac{1}{2}(\partial_{x_1} - i\partial_{x_2}).$$

Here we point out that the coefficient  $\mu_A$  defined in (3.27) is supported in  $B_r \subset \mathbb{C}$ , since  $\delta(x) = 0$  and  $A_0$  was extended  $C^1$ -smoothly to the identity matrix  $I_2$  for the same domain  $|x| > r$ .

Next, for the given anisotropic tensor  $A_0$ , we can find a corresponding Beltrami equation for  $A_0$ . We do the same extension of  $A_0$  as before, such that  $A_0(x) \in C^1(\mathbb{C})$  with  $A_0(x) = I_2$  for  $|x| > r$  (for the same large number  $r > 0$ ). Now, from the representation formulas (3.24) and (3.25), we know that there exists a quasi-conformal map  $\Phi^{(A_0)}$  such that

$$(3.28) \quad \tilde{A}_0 := \Phi_*^{(A_0)} A_0 = \frac{\nabla \Phi^{(A_0)}(x) A_0 \nabla (\Phi^{(A_0)})^T(x)}{\det(\nabla \Phi^{(A_0)}(x))} \Big|_{x=(\Phi^{(A_0)})^{-1}(y)} = \sqrt{\det A_0} I_2$$

with  $\det A_0 > 0$ . Furthermore,  $\Phi^{(A_0)}$  solves the Beltrami equation

$$\bar{\partial} \Phi^{(A_0)} = \mu_{A_0} \partial \Phi^{(A_0)},$$

where

$$(3.29) \quad \mu_{A_0} = \frac{A_0^{22} - A_0^{11} - 2iA_0^{12}}{A_0^{11} + A_0^{22} + 2\sqrt{\det A_0}}.$$

Similarly, we also have that  $\mu_{A_0}$  is supported in the same disc  $B_r$  since  $A_0 = I_2$  for  $|x| > r$ . Note that  $\delta = \delta(x)$  is a scalar function, then by using the formula (3.25) and (3.28), one can see that

$$\begin{aligned} \Phi_*^{(A_0)}(\delta(x) A_0) &= \frac{\nabla \Phi^{(A_0)}(x) (\delta(x) A_0) \nabla (\Phi^{(A_0)})^T(x)}{\det(\nabla \Phi^{(A_0)}(x))} \Big|_{x=(\Phi^{(A_0)})^{-1}(y)} \\ &= \delta(x) \Big|_{x=(\Phi^{(A_0)})^{-1}(y)} \sqrt{\det A_0} I_2. \end{aligned}$$

Let  $\Phi \equiv \Phi^{(A_0)}$ ,  $\tilde{\Omega} := \Phi(\Omega)$  and  $\tilde{u}_j(y) := u_j \circ (\Phi^{-1}(y))$  for  $j = 1, 2$ , by using (3.23) and change of variables  $y = \Phi(x)$  via the quasi-conformal map, then we obtain that

$$(3.30) \quad \int_{\tilde{\Omega}} \Phi_*(\delta(x)A_0) \nabla_y \tilde{u}_1 \cdot \nabla_y \tilde{u}_2 \, dy = \int_{\Omega} ((\delta(x)A_0) \nabla u_1) \cdot \nabla u_2 \, dx = 0,$$

where  $\tilde{u}_j$  are solutions of

$$(3.31) \quad L_{\tilde{A}_0} \tilde{u}_1 = L_{\tilde{A}_0} \tilde{u}_2 = 0 \text{ in } \tilde{\Omega}.$$

In fact, (3.31) is equivalent to the Laplace equation  $\Delta_y \tilde{u}_j = 0$  in  $\tilde{\Omega}$  for  $j = 1, 2$  because  $\tilde{A}_0 = \sqrt{\det A_0} I_2$  with  $\det A_0$  being a positive constant. Based on Calderón's constructions [13], we can consider two special exponential solutions in the transformed space as follows. Let  $\xi \in \mathbb{R}^2$  be an arbitrary vector and  $b \in \mathbb{R}^2$  such that  $\xi \cdot b = 0$  and  $|\xi| = |b|$ , then one can define

$$(3.32) \quad \tilde{u}_1(y) := e^{\pi i(\xi \cdot y) + \pi(b \cdot y)} \quad \text{and} \quad \tilde{u}_2(y) := e^{\pi i(\xi \cdot y) - \pi(b \cdot y)},$$

and it is easy to check that  $\tilde{u}_1$  and  $\tilde{u}_2$  are solutions of Laplace's equation. By substituting these exponential solutions (3.32) into (3.30), one has

$$2\pi|\xi|^2 \int_{\tilde{\Omega}} (\delta \circ \Phi^{-1}(y)) \sqrt{\det A_0} e^{2\pi i \xi \cdot y} \, dy = 0, \text{ for any } \xi \in \mathbb{R}^2,$$

which implies that  $\delta = 0$ , due to the positivity of  $\det A_0$ . This proves the assertion.  $\square$

*Remark 3.1.* It is worth mentioning that

- (a) Due to the remarkable quasi-conformal mapping in the plane, one can reduce the anisotropic conductivity equation into an isotropic one. This method helps us to develop the reconstruction algorithm for the anisotropic conductivity equation proposed by Calderón [13].
- (b) The method fails when the space dimension  $n \geq 3$ , because there are no suitable exponential-type solutions for the anisotropic case. For the three-dimensional case, we do not have complex geometrical optics solutions but we have another exponential solution, which is called the oscillating-decaying solution (see [36]).

#### 4. THE LINEARIZED RECONSTRUCTION METHOD

Since the tensor of anisotropy  $A_0$  is known *a priori*, we can now transform the problem to the isotropic case, reconstruct the transformed conductivity on the transformed domain using Calderón's method on an arbitrary domain as in [46], and then use the quasi-conformal map to transform the conductivity back to the original one. Recall that from the definitions of our choices of extensions for  $A_0$  and  $\delta(x)$ , the representation formulations of (3.27) and (3.29) yield that

$$\mu_A = \mu_{A_0} \text{ in } \mathbb{C}, \quad \text{and} \quad \mu_A = \mu_{A_0} = 0 \text{ for } |x| > r > 0.$$

Thus, without loss of generality, we may assume that  $\Phi^{(A_0)} = \Phi^{(A)}$  by using  $\mu_{A_0} = \mu_A$ . In the rest of this article, we simply denote the quasi-conformal map by  $y = \Phi(x) \equiv \Phi^{(A_0)}(x) = \Phi^{(A)}(x)$ . By utilizing the change of variables via the quasi-conformal map, we also have that

$$\int_{\partial\Omega} u_1 (\Lambda_A u_2) \, dS = \int_{\partial\tilde{\Omega}} \tilde{u}_1 (\Lambda_{\tilde{A}} \tilde{u}_2) \, dS,$$

where  $\tilde{\Omega} = \Phi(\Omega)$ ,  $\tilde{A}(y) = \Phi_*^{(A)} A(y)$ , defined in (3.25), and  $\tilde{u}_j = u_j \circ \Phi^{-1}(y)$  for  $j = 1, 2$ .

Since the DN data is preserved under the quasi-conformal map (i.e., change of variables), we can reconstruct the scalar conductivity  $\tilde{a}(x)$  from Calderón's method



as in [46], and then map it back. Defining Calderón's linearized bilinear form for the isotropic problem by

$$(4.1) \quad B(\phi_1, \phi_2) = \int_{\partial\Omega} w_1 (\Lambda_A w_2) dS,$$

$w_1|_{\partial\Omega} = \phi_1 = u_1|_{\partial\Omega}$  and  $w_2|_{\partial\Omega} = \phi_2 = u_2|_{\partial\Omega}$ , this can be computed directly from our measured data. Calderón proved [13] that the Fourier transform of an isotropic conductivity can be decomposed into two terms, one of which is negligible for small perturbations. Thus, denoting the Fourier transform of a function  $f$  by  $\widehat{f}$ , by [13] we can write

$$(4.2) \quad \widehat{a}(z) = \widehat{F}(z) + R(z),$$

where

$$(4.3) \quad \begin{aligned} \widehat{a}(z) &= -\frac{1}{2\pi^2|z|^2} \int_{\tilde{\Omega}} (1 + \tilde{\delta}(x)) \nabla u_1 \cdot \nabla u_2 dx \\ &= -\frac{1}{2\pi^2|z|^2} \int_{\tilde{\Omega}} \tilde{a}(x) e^{2\pi i(z \cdot x)} dx \\ \widehat{F}(z) &= -\frac{1}{2\pi^2|z|^2} B \left( e^{i\pi(z \cdot x) + \pi(b \cdot x)}, e^{i\pi(z \cdot x) - \pi(b \cdot x)} \right) \\ R(z) &= \frac{1}{2\pi^2|z|^2} \int_{\tilde{\Omega}} \tilde{\delta} (\nabla u_1 \cdot \nabla v_2 + \nabla v_1 \cdot \nabla u_2) + (1 + \tilde{\delta}) \nabla v_1 \cdot \nabla v_2 dx. \end{aligned}$$

For small  $|z|$ , the term  $R(z)$  is small when the perturbation  $\tilde{\delta}$  is small in magnitude and is to be neglected in numerical implementation. Thus, the isotropic conductivity can be approximated by the inverse Fourier transform of  $\widehat{F}(z)$ . Since the deformed domain  $\tilde{\Omega}$  is not circular, we adopt the algorithm introduced in [46], in order to compute the function  $\widehat{F}(z)$ . We will first invert  $\widehat{F}(z)$  numerically to obtain a reconstruction of the scalar isotropic conductivity  $\tilde{A} = \Phi_* A(x)$  on  $\tilde{\Omega} = \Phi^{(A_0)}\Omega$ . Next, we compute the mapping  $\Phi^{(A_0)}$  by solving the Beltrami equation (3.26). We then pull back the scalar conductivity from the deformed coordinates to the original coordinates by applying  $(\Phi^{(A_0)})^{-1}$  to  $\tilde{a}$  to obtain  $a(x)$ . Finally, we obtain the anisotropic conductivity  $A(x)$  by multiplying  $a(x)$  by the known matrix  $A_0$ .

## 5. NUMERICAL IMPLEMENTATION

**5.1. Numerical solution of the forward problem for data simulation.** A finite element method (FEM) implementation of the complete electrode model (CEM) [50] for EIT was developed for data simulation. We first provide the equations of the CEM. Assume the anisotropic conductivity  $A$  satisfies Hypothesis 2.1. Then it satisfies the anisotropic generalized Laplace equation

$$(5.1) \quad \nabla \cdot (A \nabla u) = \sum_{j,k=1}^2 \frac{\partial}{\partial x^j} \left( A^{jk}(x) \frac{\partial u}{\partial x^k} \right) = 0 \text{ in } \Omega.$$

The boundary conditions for the CEM with  $L$  electrodes are defined as follows. The current  $I_l$  on the  $l$  the electrode is given by

$$(5.2) \quad \begin{aligned} \int_{e_l} \sum_{j,k=1}^2 \left( A^{jk}(x) \frac{\partial u}{\partial x^k} \right) dS &= I_l, \quad l = 1, 2, \dots, L, \\ \sum_{j,k=1}^2 \left( A^{jk}(x) \frac{\partial u}{\partial x^k} \right) &= 0 \quad \text{off} \quad \bigcup_{l=1}^L e_l, \end{aligned}$$

where  $e_l$  is the region covered by the  $l$ -th electrode, and  $\nu$  is the outward normal to the surface of the body. The voltage on the boundary is given by

$$(5.3) \quad u + z_l \sum_{j,k=1}^2 \left( A^{jk}(x) \frac{\partial u}{\partial x^k} \right) = U_l \quad \text{on } e_l \quad \text{for } l = 1, 2, \dots, L,$$

where  $z_l$  is the *contact impedance* corresponding to the  $l$ -th electrode. For a unique solution to the forward problem, one must specify the choice of ground,

$$(5.4) \quad \sum_{l=1}^L U_l = 0,$$

and the current must satisfy Kirchhoff's Law:

$$(5.5) \quad \sum_{l=1}^L I_l = 0.$$

Denote the potential inside the domain  $\Omega$  by  $u$  or  $v$  and the voltages on the boundary by  $U$  or  $V$ . The variational formulation of the complete electrode model is given by

$$(5.6) \quad B_s((u, U), (v, V)) = \sum_{l=1}^L I_l \bar{V}_l,$$

where  $v \in H^1(\Omega)$  and  $V \in \mathbb{C}^L$ , and the sesquilinear form  $B_s : H \times H \rightarrow \mathbb{C}$  is given by

$$(5.7) \quad B_s((u, U), (v, V)) = \int_{\Omega} A \nabla u \cdot \nabla \bar{v} \, dx \, dy + \sum_{l=1}^L \frac{1}{z_l} \int_{e_l} (u - U_l)(v - \bar{V}_l) \, dS.$$

Discretizing the variational problem leads to the finite element formulation. The domain  $\Omega$  is discretized into small triangular elements with  $N$  nodes in the mesh. Suppose  $(u, U)$  is a solution to the complete electrode model with an orthonormal basis of current patterns  $\varphi_k$ . Then a finite dimensional approximation to the voltage distribution inside  $\Omega$  is given by:

$$(5.8) \quad u^h(z) = \sum_{k=1}^N \alpha_k \varphi_k(z),$$

and on the electrodes by

$$(5.9) \quad U^h(z) = \sum_{k=N+1}^{N+(L-1)} \beta_{(k-N)} \vec{n}_{(k-N)},$$

where discrete approximation is indicated by  $h$  and the basis functions for the finite dimensional space  $\mathcal{H} \subset H^1(\Omega)$  is given by  $\varphi_k$ , and  $\alpha_k$  and  $\beta_{(k-N)}$  are the coefficients to be determined. Let

$$(5.10) \quad \vec{n}_j = (1, 0, \dots, 0, -1, 0, \dots, 0)^T \in \mathbb{R}^{L \times 1},$$

where  $-1$  is in the  $(j-1)$ st position. The choice of  $\vec{n}_{(k-N)}$  satisfies the condition for a choice of ground in (5.4), since  $\vec{n}_{(k-N)}$  in (5.9) results in

$$(5.11) \quad U^h(z) = \left( \sum_{k=1}^{L-1} \beta_k, -\beta_1, \dots, -\beta_{L-1} \right)^T.$$

In order to implement the FEM computationally we need to expand (5.6) using approximating functions (5.8) and (5.9) with  $v = \varphi_j$  for  $j = 1, 2, \dots, N$  and  $V = \vec{n}_j$  for  $j = N + 1, N + 2, \dots, N + (L - 1)$  to get a linear system

$$(5.12) \quad M\vec{b} = \vec{f},$$

where  $\vec{b} = (\vec{\alpha}, \vec{\beta})^T \in \mathbb{C}^{N+L-1}$  with the vector  $\vec{\alpha} = (\alpha_1, \alpha_2, \dots, \alpha_N)$  and the vector  $\vec{\beta} = (\beta_1, \beta_2, \dots, \beta_{L-1})$ , and the matrix  $G \in \mathbb{C}^{(N+L-1)}$  is of the form

$$(5.13) \quad M = \begin{pmatrix} B & C \\ \tilde{C} & D \end{pmatrix}$$

The right-hand-side vector is given by

$$(5.14) \quad \vec{f} = (\mathbf{0}, \tilde{I})^T,$$

where  $\mathbf{0} \in \mathbb{C}^{1 \times N}$  and  $\tilde{I} = (I_1 - I_2, I_1 - I_3, \dots, I_1 - I_L) \in \mathbb{C}^{1 \times (L-1)}$ . The entries of  $\vec{\alpha}$  represent the voltages throughout the domain, while those of  $\vec{\beta}$  are used to find the voltages on the electrodes by

$$(5.15) \quad U^h = \mathcal{C}\vec{\beta}$$

where  $\mathcal{C}$  is the  $L \times (L - 1)$  matrix

$$(5.16) \quad \mathcal{C} = \begin{pmatrix} 1 & 1 & 1 & \dots & 1 \\ -1 & 0 & 0 & \dots & 0 \\ 0 & -1 & 0 & \dots & 0 \\ & & \ddots & & \\ 0 & 0 & 0 & \dots & -1 \end{pmatrix}.$$

The entries of the block matrix  $B$  are determined in each of the following cases:

- Case (i)  $\mathbf{1} \leq \mathbf{k}, \mathbf{j} \leq \mathbf{N}$ .

In this case  $u^h \neq 0, U^h = 0, v \neq 0$ , but  $V = 0$ . The sesquilinear form can be simplified to

$$(5.17) \quad B_s((u^h, U^h), (v, V)) := \int_{\Omega} A \nabla u^h \cdot \nabla \bar{v} \, dx + \sum_{l=1}^L \frac{1}{z_l} \int_{e^l} u^h \bar{v} \, dS = 0.$$

Thus, the  $(k, j)$  entry of the block matrix  $B$  becomes,

$$(5.18) \quad B_{kj} = \int_{\Omega} A \nabla \phi_k \cdot \nabla \bar{\phi}_j \, dx + \sum_{l=1}^L \frac{1}{z_l} \int_{e^l} \phi_k \bar{\phi}_j \, dS.$$

The entries of the block matrix  $C$  are determined as follows:

- Case (ii)  $\mathbf{1} \leq \mathbf{k} \leq \mathbf{N}, \mathbf{N} + \mathbf{1} \leq \mathbf{j} \leq \mathbf{N} + (\mathbf{L} - \mathbf{1})$ .

In this case  $u^h \neq 0, U^h = 0, v = 0$ , and  $V \neq 0$ . The sesquilinear form simplifies to

$$(5.19) \quad B_s((u^h, 0), (0, V)) := - \sum_{l=1}^L \frac{1}{z_l} \int_{e^l} u^h \bar{V}_l \, dS = I_1 - I_{j+1}$$

Therefore, entries of  $C$  matrix becomes,

$$(5.20) \quad C_{kj} = - \left[ \frac{1}{z_l} \int_{e^l} \varphi_k (\vec{n}_j)_l \, dS \right]$$

- Case (iii) The entries of the block matrix  $\tilde{C}$  are determined as follows:

For  $\mathbf{N} \leq \mathbf{k} \leq \mathbf{N} + (\mathbf{L} - 1)$ ,  $\mathbf{1} \leq \mathbf{j} \leq \mathbf{N}$ . Here  $u^h = 0, U^h \neq 0, v \neq 0, V = 0$ . The expression for sesquilinear is

$$(5.21) \quad B_s((0, U^h), (v, 0)) := - \sum_{l=1}^L \frac{1}{z_l} \int_{e^l} U^h \bar{v}_l dS = 0$$

Thus the  $kj$  entry of the  $\tilde{C}$  is

$$(5.22) \quad \tilde{C} = - \left[ \sum_{l=1}^L \int_{e_l} \bar{\varphi}_j dS - \frac{1}{z_l + 1} \int_{e_{j+1}} \bar{\varphi}_{j+1} dS \right]$$

- Case (iv) The entries of the block matrix  $D$  are determined as follows:

For  $\mathbf{N} \leq \mathbf{k}, \mathbf{j} \leq \mathbf{N} + (\mathbf{L} - 1)$ . Here  $u^h = 0, U^h \neq 0, v = 0, V \neq 0$  The sequilinear form is given by

$$(5.23) \quad B_s((0, U^h), (0, V)) := \sum_{l=1}^L \frac{1}{z_l} \int_{e^l} U^h \bar{V}_l dS = I_1 - I_{j+1}$$

Thus the entries of matrix  $D$  is given by

$$(5.24) \quad D_{kj} = \begin{cases} \frac{|e_1|}{z_1} + \frac{|e_{j+1}|}{z_{j+1}}, & j = k - N \\ \frac{|e_1|}{z_1}, & j \neq k - N. \end{cases}$$

Solving (5.12) gives us the coefficients  $\beta_{(k-N)}$  required for the voltages  $U^h$  on the electrodes.

**5.2. Computing the quasi-conformal map.** A discrete approximation to the quasi-conformal map  $\Phi^{(A_0)}$  was computed by solving the Beltrami equation (3.26) by the method referred to as *Scheme 1* in [20]. Let  $T[h]$  denote the Hilbert transform of a function  $h$

$$(5.25) \quad T[h] = \frac{i}{2\pi} \lim_{\epsilon \rightarrow 0} \int \int_{\mathbb{C} \setminus B(z, \epsilon)} \frac{h(\xi)}{(\xi - z)^2} d\bar{\xi} \wedge d\xi,$$

and  $P[h]$  denote the Cauchy transform of  $h$

$$(5.26) \quad P[h] = \frac{i}{2\pi} \int \int_{\mathbb{C}} \frac{h(\xi)}{\xi - z} \frac{h(\xi)}{\xi} - d\bar{\xi} \wedge d\xi.$$

It is shown in [20] that a solution to equation (3.26) can be computed as follows.

1. Begin with an initial guess  $h^0$  to the solution of the equation

$$h^* = T[\mu h^*] + T[\mu]$$

2. Compute the iterates

$$h^{n+1} = T[\mu h^n] + T[\mu]$$

until the method converges to within a specified tolerance, and denote the solution by  $h^*$ .

3. Compute the solution  $f(z)$  from

$$f(z) = P[\mu(h^* + 1)](z) + z$$

The iterates converge since the map  $h \mapsto T[\mu h]$  is a contraction in  $L_p(\mathbb{C})$ ,  $p > 2$  by the extended version of the Ahlfors-Bers-Boyarskii theorem [4, 20].

**5.3. Reconstruction.** Once we compute  $w = f(z)$  for all discretized values of  $z \in \Omega$ , by using the reconstruction algorithm in [46] and the data from the forward modeling in subsection 5.1, we compute the isotropic conductivity  $\bar{\sigma}(w) = \bar{\sigma}(f(z))$ . Note that Calderón's method is a pointwise reconstruction algorithm. Then we get  $\sigma(z) = \bar{\sigma}(f(z))$ .

## 6. EXAMPLES

In this section we illustrate the method on a radially symmetric discontinuous conductivity on the unit disk with high and low contrast. This simple example was chosen to illuminate the features of the reconstruction and facilitate comparison with the reconstructions by the D-bar method and Calderón's method in [33] of an isotropic conductivity of the same nature.

We consider four different conductivity tensors  $A_0$  for the background on the unit disk  $\Omega$ :

$$A_0^1 = \begin{pmatrix} 1 & 0 \\ 0 & 1.3 \end{pmatrix}, \quad A_0^2 = \begin{pmatrix} 1.3 & 0 \\ 0 & 1 \end{pmatrix}, \quad A_0^3 = \begin{pmatrix} 1 & 0 \\ 0 & 4 \end{pmatrix}, \quad A_0^4 = \begin{pmatrix} 4 & 0 \\ 0 & 1 \end{pmatrix}.$$

The tensor  $A_0^1$  corresponds to  $\mu = 0.0655$ ,  $A_0^2$  corresponds to  $\mu = -0.0655$ ,  $A_0^3$  corresponds to  $\mu = 0.3333$ , and  $A_0^4$  corresponds to  $\mu = -0.3333$ , rounded to four digits after the decimal. The images of  $\Omega$  under the quasi-conformal mapping computed by the method in Section 5.2 with initial guess  $h^0 = \mu A_0$  are found in Figure 1.

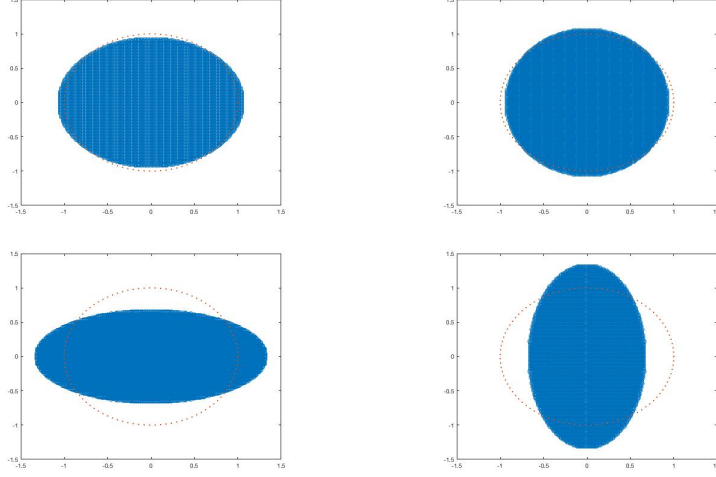


FIGURE 1. The unit disk  $\Omega$  and its image  $\tilde{\Omega}$  (in blue) under the computed quasi-conformal mapping  $\Phi^{(A_0)}$  for  $A_0^1$  (upper left),  $A_0^2$  (upper right),  $A_0^3$  (lower left),  $A_0^4$  (lower right).

The discontinuous radially symmetric isotropic conductivity  $\sigma$  is defined by

$$\sigma_M(x) = \begin{cases} 1, & 0.5 < |x| \leq 1 \\ M, & 0 \leq |x| < 0.5 \end{cases}$$

Four anisotropic conductivity distributions were then constructed by defining  $A_1(x) \equiv \sigma_{1.3}(x)A_0^1$ ,  $A_2(x) \equiv \sigma_{1.3}(x)A_0^2$ ,  $A_3(x) \equiv \sigma_4(x)A_0^3$ , and  $A_4(x) \equiv \sigma_4(x)A_0^4$ . Voltage data was simulated by the method described in Section 5 with trigonometric current patterns defined by

$$(6.1) \quad T_\ell^k = \begin{cases} \cos(k\theta_\ell), & k = 1, \dots, \frac{L}{2} \\ \sin((k - \frac{L}{2})\theta_\ell), & k = \frac{L}{2} + 1, \dots, L - 1, \end{cases}$$

where  $T_\ell^k$  specifies the current amplitude injected on electrode  $\ell$  located at angular position  $\theta_\ell$  for the  $k$ th pattern.

Reconstructions of  $\sigma_{1.3}(x)$  with background tensor  $A_0^1$  and  $A_0^2$  are found in Figure 2, and reconstructions of  $\sigma_4(x)$  with background tensor  $A_0^3$  and  $A_0^4$  are found in Figure 3.

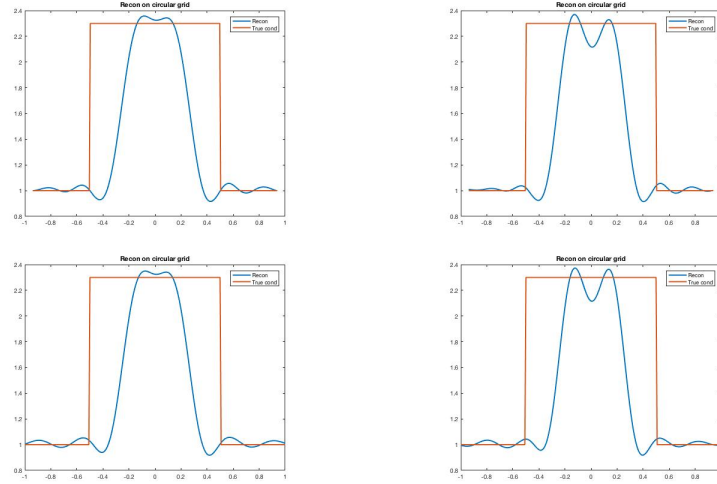


FIGURE 2. Top row: Cross sections along the  $x$ -axis of reconstructions of  $\sigma_{1.3}(x)$  where  $A_0 = A_0^1$  computed by Calderón's method for anisotropic conductivities with truncation radius  $R = 1.8$  (left) and  $R = 2.0$  (right). Bottom row: Cross sections along the  $x$ -axis of reconstructions of  $\sigma_{1.3}(x)$  where  $A_0 = A_0^2$  computed by Calderón's method for anisotropic conductivities with truncation radius  $R = 1.8$  (left) and  $R = 2.0$  (right).

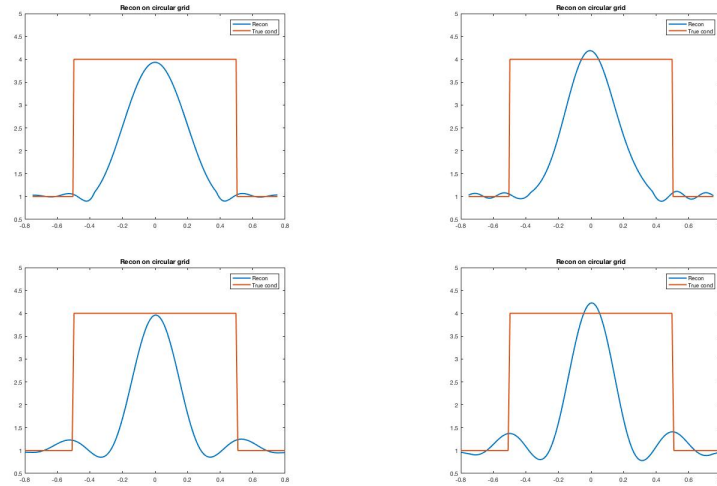


FIGURE 3. Top row: Cross sections along the  $x$ -axis of reconstructions of  $\sigma_4(x)$  where  $A_0 = A_0^3$  computed by Calderón's method for anisotropic conductivities with truncation radius  $R = 2.0$  (left) and  $R = 2.3$  (right). Bottom row: Cross sections along the  $x$ -axis of reconstructions of  $\sigma_4(x)$  where  $A_0 = A_0^4$  computed by Calderón's method for anisotropic conductivities with truncation radius  $R = 2.0$  (left) and  $R = 2.3$  (right).

## 7. CONCLUSIONS

A direct reconstruction algorithm for reconstructing the multiplicative scalar field for 2-D anisotropic conductivities with known entries for the background anisotropic tensors was presented based on Calderón's linearized method for isotropic conductivities. The quasi-conformal map was used to prove injectivity of the linearized problem in the plane. The map facilitates the reduction of the anisotropic problem to an isotropic problem that can then be solved by Calderón's method on the image of the original domain under the mapping, and pulled back to obtain the multiplicative scalar field. The method is demonstrated on simple radially symmetric conductivities with jump discontinuity of high and low contrast. Further work is needed to determine the method's practicality for more complicated conductivity distributions and experimental data. Also, the method presented here is not applicable to the three-dimensional case.

## ACKNOWLEDGMENT

The project was supported by Award Number R21EB024683 from the National Institute Of Biomedical Imaging And Bioengineering. The content is solely the responsibility of the authors and does not necessarily represent the official view of the National Institute Of Biomedical Imaging And Bioengineering or the National Institutes of Health. Y.-H. L. is partially supported by the Ministry of Science and Technology Taiwan, under the Columbus Program: MOST-109-2636-M-009-006, 2020-2025.

## REFERENCES

- [1] Juan-Felipe PJ Abascal, Simon R Arridge, David Atkinson, Raya Horesh, Lorenzo Fabrizi, Marzia De Lucia, Lior Horesh, Richard H Bayford, and David S Holder. Use of anisotropic modelling in electrical impedance tomography; description of method and preliminary assessment of utility in imaging brain function in the adult human head. *Neuroimage*, 43(2):258–268, 2008.
- [2] Juan-Felipe PJ Abascal, William RB Lionheart, Simon R Arridge, Martin Schweiger, David Atkinson, and David S Holder. Electrical impedance tomography in anisotropic media with known eigenvectors. *Inverse problems*, 27(6):065004, 2011.
- [3] Juan Pablo Agnelli, Aynur Col, Matti Lassas, Rashmi Murthy, Matteo Santacesaria, and Samuli Siltanen. Classification of stroke using neural networks in electrical impedance tomography, 2020.
- [4] Lars Ahlfors and Lipman Bers. Riemann's mapping theorem for variable metrics. *Annals of Mathematics*, 72(2):385–404, 1960.
- [5] Lars Valerian Ahlfors. *Lectures on quasiconformal mappings*, volume 38. American Mathematical Soc., 2006.
- [6] Giovanni Alessandrini and Romina Gaburro. Determining conductivity with special anisotropy by boundary measurements. *SIAM Journal on Mathematical Analysis*, 33(1):153–171, 2001.
- [7] Kari Astala, Matti Lassas, and Lassi Päivärinta. Calderón's inverse problem for anisotropic conductivity in the plane. *Communications in Partial Difference Equations*, 30(1-2):207–224, 2005.
- [8] Kari Astala and Lassi Päivärinta. Calderón's inverse conductivity problem in the plane. *Annals of Mathematics*, pages 265–299, 2006.
- [9] DC Barber. Quantification in impedance imaging. *Clinical Physics and Physiological Measurement*, 11(4A):45, 1990.
- [10] Jutta Bikowski and Jennifer L Mueller. 2D EIT reconstructions using Calderon's method. *Inverse Problems & Imaging*, 2(1):43–61, 2008.
- [11] W. Breckon. The problem of anisotropy in electrical impedance tomography. In *1992 14th Annual International Conference of the IEEE Engineering in Medicine and Biology Society*, volume 5, pages 1734–1735, 1992.
- [12] Brian H Brown. Electrical impedance tomography (eit): a review. *Journal of medical engineering & technology*, 27(3):97–108, 2003.

- [13] Alberto P Calderón. On an inverse boundary value problem. *Computational & Applied Mathematics*, 25(2-3):133–138, 2006.
- [14] Margaret Cheney, David Isaacson, and Jonathan C Newell. Electrical impedance tomography. *SIAM review*, 41(1):85–101, 1999.
- [15] Vladimir Cherepenin, A Karpov, A Korjenskyy, V Kornienko, A Mazaletskaya, D Mazourov, and D Meister. A 3d electrical impedance tomography (eit) system for breast cancer detection. *Physiological measurement*, 22(1):9, 2001.
- [16] Thiago de Castro Martins, André Kubagawa Sato, Fernando Silva de Moura, Erick Dario Bueno de Camargo, Olavo Luppi Silva, Talles Batista Rattis Santos, Zhanqi Zhao, Knut Moeller, Marcelo Brito Passos Amato, Jennifer L. Mueller, Raul Gonzalez Lima, and Marcos de Sales Guerra Tsuzuki. A review of electrical impedance tomography in lung applications: Theory and algorithms for absolute images. *Annual Reviews in Control*, 2019.
- [17] Malone E, Jehl M, Arridge S, Betcke T, and Holder D. Stroke type differentiation using spectrally constrained multifrequency eit: evaluation of feasibility in a realistic head model. *Physiol Meas.*, 35(6):1051–1066, 2014.
- [18] Inéz Frerichs, Sven Pulletz, Gunnar Elke, Florian Reifferscheid, Dirk Schädler, Jens Scholz, and Norbert Weiler. Assessment of changes in distribution of lung perfusion by electrical impedance tomography. *Respiration*, 77(3):282–291, 2009.
- [19] Boverman G, Kao TJ, Wang X, Ashe JM, Davenport DM, and Amm BC. Detection of small bleeds in the brain with electrical impedance tomography. *Physiol Meas.*, 37(6):727–750, 2016.
- [20] D. Gaidashev and D. Khmelev. On numerical algorithms for the solution of a Beltrami equation. *SIAM Journal on Numerical Analysis*, 46(5):2238–2253, 2008.
- [21] David Gilbarg and Neil S Trudinger. *Elliptic partial differential equations of second order*. Second edition, Springer, 1983.
- [22] M. Glidewell and K. T. Ng. Anatomically constrained electrical impedance tomography for anisotropic bodies via a two-step approach. *IEEE Transactions on Medical Imaging*, 14(3):498–503, 1995.
- [23] M. E. Glidewell and K. T. Ng. Anatomically constrained electrical impedance tomography for three-dimensional anisotropic bodies. *IEEE Transactions on Medical Imaging*, 16(5):572–580, 1997.
- [24] Allan Greenleaf, Matti Lassas, and Gunther Uhlmann. Anisotropic conductivities that cannot be detected by eit. *Physiological measurement*, 24(2):413, 2003.
- [25] S. Hamilton, J. Reyes, S. Siltanen, and X. Zhang. A hybrid segmentation and d-bar method for electrical impedance tomography. *SIAM Journal on Imaging Sciences*, 9(2):770–793, 2016.
- [26] Martin Hanke and Martin Brühl. Recent progress in electrical impedance tomography. *Inverse Problems*, 19(6):S65, 2003.
- [27] Jin Keun Seo, Ohin Kwon, H. Ammari, and Eung Je Woo. A mathematical model for breast cancer lesion estimation: electrical impedance technique using ts2000 commercial system. *IEEE Transactions on Biomedical Engineering*, 51(11):1898–1906, 2004.
- [28] Tzu-Jen Kao, D Isaacson, JC Newell, and GJ Saulnier. A 3d reconstruction algorithm for eit using a handheld probe for breast cancer detection. *Physiological measurement*, 27(5):S1, 2006.
- [29] Manas Kar and Mourad Sini. Reconstruction of interfaces using CGO solutions for the Maxwell equations. *J. Inverse Ill-Posed Probl.*, 22(2):169–208, 2014.
- [30] Carlos E. Kenig, Mikko Salo, and Gunther Uhlmann. Inverse problems for the anisotropic Maxwell equations. *Duke Math. J.*, 157(2):369–419, 2011.
- [31] Todd E Kerner, Keith D Paulsen, Alex Hartov, Sandra K Soho, and Steven P Poplack. Electrical impedance spectroscopy of the breast: clinical imaging results in 26 subjects. *IEEE transactions on medical imaging*, 21(6):638–645, 2002.
- [32] Kim Knudsen, Matti Lassas, Jennifer Mueller, and Samuli Siltanen. Reconstructions of piecewise constant conductivities by the d-bar method for electrical impedance tomography. In *Journal of Physics: Conference Series*, volume 124, page 012029. IOP Publishing, 2008.
- [33] M. Knudsen, K. and Lassas, J. L. Mueller, and S. Siltanen. D-bar method for electrical impedance tomography with discontinuous conductivities. *SIAM Journal on Applied Mathematics*, 67(3):893–913, 2007.
- [34] Robert V Kohn and Michael Vogelius. Identification of an unknown conductivity by means of measurements at the boundary. Technical report, MARYLAND UNIV COLLEGE PARK LAB FOR NUMERICAL ANALYSIS, 1983.
- [35] Rulin Kuan, Yi-Hsuan Lin, and Mourad Sini. The enclosure method for the anisotropic maxwell system. *SIAM Journal on Mathematical Analysis*, 47(5):3488–3527, 2015.
- [36] Yi-Hsuan Lin. Reconstruction of penetrable obstacles in the anisotropic acoustic scattering. *Inverse problems and imaging*, 10(3):765–780, 2016.



- [37] William R B Lionheart and Kyriakos Paridis. Finite elements and anisotropic EIT reconstruction. *Journal of Physics: Conference Series*, 224:012022, apr 2010.
- [38] William RB Lionheart. Eit reconstruction algorithms: pitfalls, challenges and recent developments. *Physiological measurement*, 25(1):125, 2004.
- [39] WRB Lionheart. Conformal uniqueness results in anisotropic electrical impedance imaging. *Inverse problems*, 13(1):125, 1997.
- [40] J. L. Mueller and S. Siltanen. *Linear and Nonlinear Inverse Problems with Practical Applications*. SIAM, Philadelphia, PA, 2012.
- [41] Jennifer L Mueller and Samuli Siltanen. The d-bar method for electrical impedance tomography—demystified. *Inverse Problems*, 2020.
- [42] P. A. Muller, D. Isaacson, J. C. Newell, and G. J. Saulnier. Calderón’s method on an elliptical domain. *Physiol. Meas.*, 34(6):609–622, June 2013.
- [43] G Nakamura and K Yoshida. Identification of a non-convex obstacle for acoustical scattering. *Journal of Inverse and Ill-posed Problems jiiip*, 15(6):611–624, 2007.
- [44] Gen Nakamura, Gunther Uhlmann, and Jenn-Nan Wang. Oscillating-decaying solutions, Runge approximation property for the anisotropic elasticity system and their applications to inverse problems. *J. Math. Pures Appl. (9)*, 84(1):21–54, 2005.
- [45] Gen Nakamura, Gunther Uhlmann, and Jenn-Nan Wang. Oscillating-decaying solutions for elliptic systems. In *Inverse problems, multi-scale analysis and effective medium theory*, volume 408 of *Contemp. Math.*, pages 219–230. Amer. Math. Soc., Providence, RI, 2006.
- [46] J. L. Mueller P. A. Muller and M. M. Mellenthin. Real-time implementation of Calderón’s method on subject-specific domains. *IEEE Transactions on Medical Imaging*, 36(9):1868–1875, 2017.
- [47] George Panoutsos, Mahdi Mahfouf, Brian H Brown, and Gary H Mills. Electrical impedance tomography (eit) in pulmonary measurement: A review of applications and research. In *Proceedings of the 5th IASTED International Conference: biomedical engineering, Innsbruck, Austria*, pages 221–230, 2007.
- [48] Mikko Salo and Jenn-Nan Wang. Complex spherical waves and inverse problems in unbounded domains. *Inverse Problems*, 22(6):2299–2309, 2006.
- [49] Mourad Sini and Kazuki Yoshida. On the reconstruction of interfaces using complex geometrical optics solutions for the acoustic case. *Inverse Problems*, 28(5): 055013, 2012.
- [50] Erkki Somersalo, Margaret Cheney, and David Isaacson. Existence and uniqueness for electrode models for electric current computed tomography. *SIAM Journal on Applied Mathematics*, 52(4):1023–1040, 1992.
- [51] Hideki Takuwa, Gunther Uhlmann, and J-N Wang. Complex geometrical optics solutions for anisotropic equations and applications. *Journal of Inverse and Ill-posed Problems*, 16(8):791–804, 2008.
- [52] Gunther Uhlmann and Jenn-Nan Wang. Reconstructing discontinuities using complex geometrical optics solutions. *SIAM J. Appl. Math.*, 68(4):1026–1044, 2008.
- [53] Josué A Victorino, Joao B Borges, Valdelis N Okamoto, Gustavo FJ Matos, Mauro R Tucci, Maria PR Caraméz, Harki Tanaka, Fernando Suarez Sipmann, Durval CB Santos, Carmen SV Barbas, et al. Imbalances in regional lung ventilation: a validation study on electrical impedance tomography. *American journal of respiratory and critical care medicine*, 169(7):791–800, 2004.
- [54] Rebecca J Yerworth, RH Bayford, B Brown, P Milnes, M Conway, and David S Holder. Electrical impedance tomography spectroscopy (eits) for human head imaging. *Physiological measurement*, 24(2):477, 2003.
- [55] Y Zou and Z Guo. A review of electrical impedance techniques for breast cancer detection. *Medical engineering & physics*, 25(2):79–90, 2003.

DEPARTMENT OF MATHEMATICS, UNIVERSITY OF HELSINKI, FINLAND  
*E-mail address:* rashmi.murthy@helsinki.fi

DEPARTMENT OF APPLIED MATHEMATICS, NATIONAL CHIAO TUNG UNIVERSITY, HSINCHU, TAIWAN  
*E-mail address:* yihuanlin3@gmail.com

DEPARTMENT OF MATHEMATICS, COLORADO STATE UNIVERSITY, USA  
*E-mail address:* kcshin@rams.colostate.edu

DEPARTMENT OF MATHEMATICS AND SCHOOL OF BIOMEDICAL ENGINEERING, COLORADO STATE UNIVERSITY, USA  
*E-mail address:* mueller@math.colostate.edu