

Understanding Implicit Regularization in Over-Parameterized Nonlinear Statistical Model

Jianqing Fan*

Zhuoran Yang*

Mengxin Yu*

June 1, 2022

Abstract

We study the implicit regularization phenomenon induced by simple optimization algorithms in over-parameterized nonlinear statistical models. Specifically, we study both vector and matrix single index models where the link function is nonlinear and unknown, the signal parameter is either a sparse vector or a low-rank symmetric matrix, and the response variable can be heavy-tailed. To gain a better understanding of the role played by implicit regularization in the nonlinear models without excess technicality, we assume that the distribution of the covariates is known a priori. For both the vector and matrix settings, we construct an over-parameterized least-squares loss function by employing the score function transform and a robust truncation step designed specifically for heavy-tailed data. We propose to estimate the true parameter by applying regularization-free gradient descent to the loss function. When the initialization is close to the origin and the stepsize is sufficiently small, we prove that the obtained solution achieves minimax optimal statistical rates of convergence in both the vector and matrix cases. In particular, for the vector single index model with Gaussian covariates, our proposed estimator is shown to further enjoy the oracle statistical rate. Our results capture the implicit regularization phenomenon in over-parameterized nonlinear and noisy statistical models with possibly heavy-tailed data.

1 Introduction

With the astonishing empirical success in various application domains such as computer vision (Voulodimos et al., 2018), natural language processing (Otter et al., 2020; Torfi et al., 2020), and reinforcement learning (Arulkumaran et al., 2017; Li, 2017), deep learning (LeCun et al., 2015; Goodfellow et al., 2016; Fan et al., 2019a) has become one of the most prevalent classes of machine learning methods. When applying deep learning to supervised learning tasks such as regression and classification, the regression function or classifier is represented by a deep neural network, which is learned by minimizing a loss function of the network weights. Here the loss function is defined as the empirical risk function computed based on the training data and the optimization

*Department of Operations Research and Financial Engineering, Princeton University; email: {jqfan, zy6, mengxiny}@princeton.edu. Research supported by the NSF grant DMS-1662139 and DMS-1712591, the ONR grant N00014-19-1-2120, and the NIH grant 2R01-GM072611-16.

problem is usually solved by gradient-based optimization methods. Due to the nonlinearity of the activation function and the multi-layer functional composition, the landscape of the loss function is highly nonconvex, with many saddle points and local minima (Dauphin et al., 2014; Swirszcz et al., 2016; Yun et al., 2019). Moreover, oftentimes the neural network is over-parameterized in the sense that the total number of network weights exceeds the number of training data, making the regression or classification problem ill-posed from a statistical perspective. Surprisingly, however, it is often observed empirically that simple algorithms such as (stochastic) gradient descent tend to find the global minimum of the loss function despite nonconvexity. Moreover, the obtained solution also generalizes well to unseen data with small test error (Neyshabur et al., 2014; Zhang et al., 2017). These mysterious observations cannot be fully explained by the classical theory of nonconvex optimization and generalization bounds via uniform convergence.

To understand such an intriguing phenomenon, Neyshabur et al. (2014); Zhang et al. (2017) show empirically that the generalization stems from an “implicit regularization” of the optimization algorithm. Specifically, they observe that, in over-parametrized statistical models, although the optimization problems consist of bad local minima with large generalization error, the choice of optimization algorithm, usually a variant of gradient descent algorithm, usually guard the iterates from bad local minima and prefers the solution that generalizes well. Thus, without adding any regularization term in the optimization objective, the implicit preference of the optimization algorithm itself plays the role of regularization. Implicit regularization has been shown indispensable in training deep learning models (Neyshabur et al., 2014, 2017; Zhang et al., 2017; Keskar et al., 2017; Poggio et al., 2017; Wilson et al., 2017).

In order to characterize the implicit regularization effect, Gunasekar et al. (2017) and Li et al. (2018) provide empirical evidence and theoretical guarantees for the implicit regularization of gradient descent for least-squares regression with a two-layer linear neural network, i.e., low-rank matrix sensing. They show that gradient descent biases towards the minimum nuclear norm solution when the initialization is close to the origin, stepsizes are sufficiently small, and no explicit regularization is imposed. More specifically, when the true parameter is a rank r positive-semidefinite matrix in $\mathbb{R}^{d \times d}$, they rewrite the parameter as $\mathbf{U}\mathbf{U}^\top$, where $\mathbf{U} \in \mathbb{R}^{d \times d}$, and propose to estimate the true parameter by updating \mathbf{U} via gradient descent. Li et al. (2018) proves that, with $\tilde{\mathcal{O}}(r^2d)$ i.i.d. observations of the model, gradient descent provably recovers the true parameter with accuracy, where $\tilde{\mathcal{O}}(\cdot)$ hides absolute constants and poly-logarithmic terms. Thus, in over-parametrized matrix sensing problems, the implicit regularization of gradient descent can be viewed as equivalent to adding a nuclear norm penalty explicitly. See also Arora et al. (2019a) for a related topic on deep linear network.

Moreover, Zhao et al. (2019); Vaškevičius et al. (2019) recently study the implicit regularization of gradient descent for high-dimensional linear regression with a sparse signal parameter, which is a vector in \mathbb{R}^p with s nonzero entries. They propose to re-parametrize the parameter using two vectors in \mathbb{R}^p via the Hadamard product and estimate the true parameter via un-regularized gradient descent with proper initialization, stepsizes, and the number of iterations. They prove independently that, with $n = \mathcal{O}(s^2 \log p)$ i.i.d. observations, gradient descent yields an estimator of the true parameter with the optimal statistical accuracy. More interestingly, when the nonzero

entries of the true parameter all have sufficiently large magnitude, the proposed estimator attains the oracle $\mathcal{O}(\sqrt{s \log s/n})$ rate that is independent of the ambient dimension p . Hence, for sparse linear regression, the implicit regularization of gradient descent has the same effect as the folded concave penalties (Fan et al., 2014) such as smoothly clipped absolute deviation (SCAD) (Fan and Li, 2001) and minimax concave penalty (MCP) (Zhang et al., 2010).

However, the aforementioned works all establish theoretical results for linear models, whereas the deep learning models are highly nonlinear. Besides, these works all assume the response variable in the linear model has zero or light-tailed noise and the covariates satisfy the restricted isometry property (RIP) condition (Candés, 2008). Thus, one question is left open:

Can we characterize the implicit regularization of optimization algorithms for nonlinear and over-parameterized statistical models with possibly heavy-tailed data?

In this work, we focus on the single index model, where the response variable Y and the covariate X satisfy $Y = f(\langle X, \beta^* \rangle) + \epsilon$, with β^* being the true parameter, ϵ being the random noise, and $f: \mathbb{R} \rightarrow \mathbb{R}$ being an unknown (nonlinear) link function. Here β^* is either a s -sparse vector in \mathbb{R}^p or a rank r matrix in $\mathbb{R}^{d \times d}$. Since f is unknown, the norm of β is not identifiable. Thus, for the vector and matrix cases respectively, we further assume that the ℓ_2 - or Frobenius norms of β^* are equal to one. Our goal is to recover the true parameter β^* given n i.i.d. observations of the model.

In a single index model, due to the unknown link function, it is infeasible to directly estimate β^* via nonlinear least-squares. Moreover, jointly minimizing the least-squares loss function with respect to β^* and f is computationally intractable. To overcome these challenges, a recent line of research proposes to estimate β^* by the method of moments when the distribution of X is known. This helps us provide a deep understanding on the implicit regularization induced by over-parameterization in the nonlinear models without excessive technicality and eliminate other complicated factors that convolve insights. Specifically, when X is a standard Gaussian random variable, Stein’s identity (Stein et al., 1972) implies that the expectation of $Y \cdot X$ is proportional to β^* . Thus, despite the nonlinear link function, β^* can be accurately estimated by neglecting f and fitting a regularized least-squares regression. In particular, when β^* is a sparse vector, Plan and Vershynin (2016); Plan et al. (2017) prove that the Lasso estimator achieves the optimal statistical rate of convergence. Subsequently, such an approach has been extended to the cases beyond Gaussian covariates. In particular, Goldstein et al. (2018); Wei (2018); Goldstein and Wei (2019) allow the covariates to follow an elliptically symmetric distribution that can be heavy-tailed. In addition, utilizing a generalized version of Stein’s identity (Stein et al., 2004), Yang et al. (2017a) extends the Lasso approach to the setting where the covariate X has a known density p_0 . Specifically, when p_0 is known, we can define the score function $S_{p_0}(\cdot)$ as $S_{p_0}(\cdot) = -\nabla \log p_0(\cdot)$, which enjoys the property that $\mathbb{E}[Y \cdot S_{p_0}(X)]$ identifies the direction of β^* . Thus, the true parameter can be estimated by via an M -estimation problem with $S_{p_0}(X)$ served as the covariate.

Following the approach of Yang et al. (2017a), we aim to estimate β^* via Stein’s identity and without any explicit regularization. To this end, we first adopt the quadratic loss function in Yang et al. (2017a) and rewrite the parameter of interest by over-parameterization. When β^* is a sparse vector in \mathbb{R}^p , we adopt a Hadamard product parameterization (Hoff, 2017; Zhao et al.,

2019; Vaškevičius et al., 2019) and write β^* as $\mathbf{w} \odot \mathbf{w} - \mathbf{v} \odot \mathbf{v}$, where both \mathbf{w} and \mathbf{v} are vectors in \mathbb{R}^p . We propose to minimize the loss function as a function of the new parameters via gradient descent, where both \mathbf{w} and \mathbf{v} are initialized near an all-zero vector and the stepsizes are fixed to be a sufficiently small constant $\eta > 0$. Furthermore, when β^* is a low-rank matrix, we similarly represent β^* as $\mathbf{W}\mathbf{W}^\top - \mathbf{V}\mathbf{V}^\top$ and propose to recover β^* by applying the gradient descent algorithm to the quadratic loss function under the new parameterization.

Furthermore, the analysis of our algorithm faces the following two challenges. First, due to over-parameterization, there exist exponentially many stationary points of the population loss function that are far from the true parameter. Thus, it seems that the gradient descent algorithm would be likely to return a stationary point that incurs a large error. Second, both the response Y and the score $S_{p_0}(X)$ can be heavy-tailed random variables. Thus, the gradient of the empirical loss function can deviate significantly from its expectation, which poses an additional challenge to establishing the statistical error of the proposed estimator.

To overcome these difficulties, in our algorithm, instead of estimating $\mathbb{E}[Y \cdot S_{p_0}(X)]$ by its empirical counterpart, we construct robust estimators via proper truncation techniques, which have been widely applied in high-dimensional M -estimation problems with heavy-tailed data (Fan et al., 2020b; Zhu, 2017; Wei and Minsker, 2017; Minsker, 2018; Fan et al., 2020a; Ke et al., 2019; Minsker and Wei, 2020). These robust estimators are then employed to compute the update directions of the gradient descent algorithm. Moreover, despite the seemingly perilous loss surface, we prove that, when initialized near the origin and sufficiently small stepsizes, the gradient descent algorithm guard the iterates from bad stationary points. More importantly, when the number of iterations is properly chosen, the obtained estimator provably enjoys (near-)optimal $\mathcal{O}(\sqrt{s \log p/n})$ and $\mathcal{O}(\sqrt{rd \log d/n})$ ℓ_2 -statistical rates under the sparse and low-rank settings, respectively. Moreover, for sparse β^* , when the magnitude of the nonzero entries is sufficiently large, we prove that our estimator enjoys an oracle $\mathcal{O}(\sqrt{s \log n/n})$ ℓ_2 -statistical rate, which is independent of the dimensionality p . Our proof is based on a jointly statistical and computational analysis of the gradient descent dynamics. Specifically, we decompose the iterates into a signal part and a noise part, where the signal part share the same sparse or low-rank structures as the true signal and the noise part are orthogonal to the true signal. We prove that the signal part converges to the true parameter efficiently whereas the noise part accumulates at a rather slow rate and thus remains small for a sufficiently large number of iterations. Such a dichotomy between the signal and noise parts characterizes the implicit regularization of the gradient descent algorithm and enables us to establish the statistical error of the final estimator.

To summarize, our contribution is three-fold. First, for sparse and low-rank single index models where the random noise is heavy-tailed, we employ a quadratic loss function based on a robust estimator of $\mathbb{E}[Y \cdot S_{p_0}(X)]$ and propose to estimate β^* by combining over-parameterization and regularization-free gradient descent. Second, we prove that, when the initialization, stepsizes, and stopping time of the gradient descent algorithm are properly chosen, the proposed estimator achieves near-optimal statistical rates of convergence under both the sparse and low-rank settings. Moreover, when the true parameter is sparse and its nonzero entries are all sufficiently large in absolute value, our estimator provably enjoys the oracle statistical rate. Finally, our theory com-

plements the results of [Li et al. \(2018\)](#) by allowing the true parameter to be a general low-rank and symmetric matrix and incorporating heavy-tailed noise in the model.

1.1 Related Works

Our work belongs to the recent line of research on understanding the implicit regularization of gradient-based optimization methods in various statistical models. For over-parameterized logistic regression with separable data, [Soudry et al. \(2018\)](#) proves that the iterates of the gradient descent algorithm converge to the max-margin solution. This work is extended by [Ji and Telgarsky \(2019b,a\)](#); [Gunasekar et al. \(2018b\)](#); [Nacson et al. \(2019\)](#); [Ji and Telgarsky \(2019c\)](#) for studying linear classification problems with other loss functions, parameterization, or training algorithms. [Montanari et al. \(2019\)](#); [Deng et al. \(2019\)](#) study the asymptotic generalization error of the max-margin classifier under the over-parameterized regime. Recently, for neural network classifiers, [Xu et al. \(2018\)](#); [Lyu and Li \(2020\)](#); [Chizat and Bach \(2020\)](#) prove that gradient descent converges to the max-margin classifier under certain conditions. In addition, various works have established the implicit regularization phenomenon for regression. For example, for low-rank matrix sensing, [Li et al. \(2018\)](#); [Gunasekar et al. \(2017\)](#) show that, with over-parameterization, unregularized gradient descent finds the optimal solution efficiently. For various models including matrix factorization, [Ma et al. \(2020\)](#) proves that the iterates of gradient descent stays in a benign region that enjoys linear convergence. [Arora et al. \(2019a\)](#); [Gidel et al. \(2019\)](#) characterize the implicit regularization of gradient descent in deep matrix factorization. For sparse linear regression, [Zhao et al. \(2019\)](#); [Vaškevičius et al. \(2019\)](#) prove that, with re-parameterization, gradient descent finds an estimator which attains the optimal statistical rate of convergence. [Gunasekar et al. \(2018a\)](#) studies the implicit regularization of generic optimization methods in over-parameterized linear regression and classification. Furthermore, for nonlinear regression models, [Du et al. \(2018\)](#) proves that, for neural networks with homogeneous activation functions, gradient descent automatically balances the weights across different layers. [Oymak and Soltanolkotabi \(2018\)](#); [Azizan et al. \(2019\)](#) show that, in over-parameterized models, when the loss function satisfies certain conditions, both gradient descent and mirror descent algorithms converge to one of the global minima which is the closest to the initial point.

Moreover, in linear regression, when initialized from the origin, gradient descent converges to the minimum ℓ_2 -norm (min-norm) solution. Besides, as shown in [Soudry et al. \(2018\)](#), gradient descent converges to the max-margin classifier in over-parameterized logistic regression. There is a recent line of works on characterizing the risk of the min-norm and max-margin estimators under the over-parametrized setting where p is larger than n . See, e.g, [Belkin et al. \(2018, 2019\)](#); [Liang and Rakhlin \(2018\)](#); [Bartlett et al. \(2019\)](#); [Hastie et al. \(2019\)](#); [Dereziński et al. \(2019\)](#); [Ma et al. \(2019\)](#); [Mei and Montanari \(2019\)](#); [Montanari et al. \(2019\)](#); [Kini and Thrampoulidis \(2020\)](#); [Muthukumar et al. \(2020\)](#) and the references therein. These works prove that, as p grows to be larger than n , the risk first increases and then magically decreases after a certain threshold. Thus, there exists another bias-variance tradeoff in the over-parameterization regime. Such a mysterious phenomenon is coined by [Belkin et al. \(2018\)](#) as the “double-descent” phenomenon, which is conceived as an outcome of implicit regularization and over-parameterization.

Furthermore, there exists a large body of literature on the optimization and generalization of training over-parameterized neural networks. In a line of research, using mean-field approximation, Chizat and Bach (2018); Rotskoff and Vanden-Eijnden (2018); Sirignano and Spiliopoulos (2018); Mei et al. (2018, 2019); Wei et al. (2019) propose various optimization approaches with provable convergence to the global optima of the training loss. Besides, with different scaling, another line of works study the convergence and generalization of gradient-based methods for over-parameterized neural networks under the framework of the neural tangent kernel (NTK) (Jacot et al., 2018). See, e.g., Du et al. (2019b,a); Zou et al. (2018); Chizat et al. (2019); Allen-Zhu et al. (2019a,b); Jacot et al. (2018); Cao and Gu (2019); Arora et al. (2019b); Lee et al. (2019); Weinan et al. (2019); Yehudai and Shamir (2019); Bai and Lee (2019); Huang et al. (2020) and the references therein. Their theory shows that a sufficiently wide neural network can be well approximated by the random feature model (Rahimi and Recht, 2008). Then, with sufficiently small stepsizes, (stochastic) gradient descent algorithm implicitly forces the network weights to stay in a neighborhood of the initial value. Such an implicit regularization phenomenon enables these papers to establish convergence rates and generalization errors for neural network training.

Furthermore, our work is also closely related to the large body of literature on single index models. Single index model has been extensively studied in the low-dimensional setting. See, e.g., Han (1987); McCullagh and Nelder (1989); Hardle et al. (1993); Carroll et al. (1997); Xia et al. (1999); Horowitz (2009) and the references therein. Most of these works propose to jointly estimate β^* and f based on solving the global optimum of nonconvex M -estimation problems. Thus, these methods can be computationally intractable in the worst case. Under the Gaussian or elliptical assumption on the covariates, a more related line of research proposes efficient estimators of the direction of β^* based on factorizing a set of moments involving X and Y . See, e.g., Brillinger (1982); Li et al. (1989); Li (1991, 1992); Duan et al. (1991); Cook (1998); Cook and Lee (1999); Cook and Ni (2005) and the references therein. Furthermore, for single index models in the high-dimensional setting, Thrampoulidis et al. (2015); Genzel (2016); Plan and Vershynin (2016); Plan et al. (2017); Neykov et al. (2016a); Zhang et al. (2016); Yang et al. (2017a); Goldstein et al. (2018); Wei (2018); Goldstein and Wei (2019); Na et al. (2019) propose to estimate the direction of β^* via ℓ_1 -regularized regression. Most of these works impose moment conditions inspired by Brillinger (1982), which ensures that the direction of β^* can be recovered from the covariance of Y and a transformation of X . Among these papers, our work is closely related to Yang et al. (2017a) in that we adopt the same loss function based on generalized Stein’s identity (Stein et al., 2004). That work only studies the statistical error of the ℓ_1 -regularized estimator, which is a solution to a convex optimization problem. In comparison, without any regularization, we construct estimators based on over-parameterization and gradient descent. We provide both statistical and computational errors of the proposed algorithm and establish a similar statistical rate of convergence as in Yang et al. (2017a). Moreover, when each nonzero entry of β^* is sufficiently large, we further obtain an oracle statistical rate which cannot be obtained by the ℓ_1 -regularized estimator. Furthermore, Jiang et al. (2014); Neykov et al. (2016b); Yang et al. (2017b); Tan et al. (2018); Lin et al. (2018); Yang et al. (2019); Balasubramanian et al. (2018); Babichev et al. (2018); Qian et al. (2019); Lin et al. (2019) generalize models such as misspecified phase retrieval (Candés et al., 2015), slice inverse

regression (Li, 1991), and multiple index model (Xia, 2008) to the high-dimensional setting. The estimators proposed in these works are based on second-order moments involving Y and X and require ℓ_1 -regularization, hence are not directly comparable with our estimator.

1.2 Notation

In this subsection, we give an introduction to our notations. Throughout this work, we use $[n]$ to denote the set $\{1, 2, \dots, n\}$. For a subset S in $[n]$ and a vector \mathbf{u} , we use \mathbf{u}_S to denote the vector whose i -th entry is u_i if $i \in S$ and 0 otherwise. For any vector \mathbf{u} and $q \geq 0$, we use $\|\mathbf{u}\|_{\ell_q}$ to represent the vector ℓ_q norm. In addition, the inner product $\langle \mathbf{u}, \mathbf{v} \rangle$ between any pair of vectors \mathbf{u}, \mathbf{v} is defined as the Euclidean inner product $\mathbf{u}^\top \mathbf{v}$. Moreover, we define $\mathbf{u} \odot \mathbf{v}$ as the Hardward product of vectors \mathbf{u}, \mathbf{v} . For any given matrix $\mathbf{X} \in \mathbb{R}^{d_1 \times d_2}$, we use $\|\mathbf{X}\|_{\text{op}}$, $\|\mathbf{X}\|_F$ and $\|\mathbf{X}\|_*$ to represent the operator norm, Frobenius norm and nuclear norm of matrix \mathbf{X} respectively. In addition, for any two matrices $\mathbf{X}, \mathbf{Y} \in \mathbb{R}^{d_1 \times d_2}$, we define their inner product $\langle \mathbf{X}, \mathbf{Y} \rangle$ as $\langle \mathbf{X}, \mathbf{Y} \rangle = \text{tr}(\mathbf{X}^\top \mathbf{Y})$. Moreover, if we write $\mathbf{X} \succcurlyeq 0$ or $\mathbf{X} \preccurlyeq 0$, then the matrix \mathbf{X} is meant to be positive semidefinite or negative semidefinite. We let $\{a_n, b_n\}_{n \geq 1}$ be any two positive series. We write $a_n \lesssim b_n$ if there exists a universal constant C such that $a_n \leq C \cdot b_n$ and we write $a_n \ll b_n$ if $a_n/b_n \rightarrow 0$. In addition, we write $a_n \asymp b_n$, if we have $a_n \lesssim b_n$ and $b_n \lesssim a_n$ and the notations of $a_n = \mathcal{O}(b_n)$ and $a_n = o(b_n)$ share the same meaning with $a_n \lesssim b_n$ and $a_n \ll b_n$. Moreover, $a_n = \tilde{\mathcal{O}}(b_n)$ means $a_n \leq C b_n$ up to some logarithm terms. Finally, we use $a_n = \Omega(b_n)$ if there exists a universal constant $c > 0$ such that $a_n/b_n \geq c$ and we use $a_n = \Theta(b_n)$ if $c \leq a_n/b_n \leq C$ where $c, C > 0$ are universal constants.

1.3 Roadmap

The organization of our paper is as follows. We introduce the background knowledge in §2. In §3 and §4 we investigate the implicit regularization effect of gradient descent in over-parameterized SIM under the vector and matrix settings, respectively. Extensive simulation studies are presented in §5 to corroborate our theory.

2 Preliminaries

In this section, we introduce the phenomenon of implicit regularization via over-parameterization, high dimensional single index model, and generalized Stein's identity (Stein et al., 2004).

2.1 Related Works on Implicit Regularization

Both Gunasekar et al. (2017) and Li et al. (2018) have studied least squares objectives over positive semidefinite matrices $\beta \in \mathbb{R}^{d \times d}$ of the following form

$$\min_{\beta \succcurlyeq 0} F(\beta) = \frac{1}{n} \sum_{i=1}^n (y_i - \langle \mathbf{X}_i, \beta \rangle)^2, \quad (2.1)$$

where the labels $\{y_i\}_{i=1}^n$ are generated from linear measurements $y_i = \langle \mathbf{X}_i, \beta^* \rangle, i \in [n]$, with $\beta^* \in \mathbb{R}^{d \times d}$ being positive semidefinite and low rank. Here β^* is of rank r where r is much smaller than

d. Instead of working on parameter β directly, they write β as $\beta = \mathbf{U}\mathbf{U}^\top$ where $\mathbf{U} \in \mathbb{R}^{d \times d}$, and study the optimization problem related to \mathbf{U} ,

$$\min_{\mathbf{U} \in \mathbb{R}^{d \times d}} f(\mathbf{U}) = \frac{1}{2n} \sum_{i=1}^n \left(y_i - \langle \mathbf{X}_i, \mathbf{U}\mathbf{U}^\top \rangle \right)^2. \quad (2.2)$$

The least-squares problem in (2.2) is over-parameterized because here β is parameterized by \mathbf{U} , which has d^2 degrees of freedom, whereas β^* , being a rank- r matrix, has $\mathcal{O}(rd)$ degrees of freedom. Gunasekar et al. (2017) proves that when $\{\mathbf{X}_i\}_{i=1}^m$ are commutative and \mathbf{U} is properly initialized, if the gradient flow of (2.2) converges to a solution $\hat{\mathbf{U}}$ such that $\hat{\beta} = \hat{\mathbf{U}}\hat{\mathbf{U}}^\top$ is a globally optimal solution of (2.1), then $\hat{\mathbf{U}}$ has the minimum nuclear norm over all global optima. Namely,

$$\begin{aligned} \hat{\beta} &\in \operatorname{argmin}_{\beta \succeq 0} \|\beta\|_*, \\ \text{subject to } &\langle \mathbf{X}_i, \hat{\beta} \rangle = y_i, \quad \forall i \in [n]. \end{aligned}$$

However, the assumption on commutable $\{\mathbf{X}_i\}_{i=1}^m$ is very restrictive. Gunasekar et al. (2017) conjectures that similar result still holds when the covariates satisfy weaker conditions. Subsequently, Li et al. (2018) proves this conjecture partially. In particular, assuming $\{\mathbf{X}_i\}_{i=1}^n$ satisfy the restricted isometry property (RIP) condition (Candés, 2008), this work proves that nearly exact recovery of β^* is achieved by applying gradient descent to (2.2) with the initialization close to zero and sufficiently small stepsizes.

As for noisy statistical model, both Zhao et al. (2019) and Vaškevičius et al. (2019) study over-parameterized high dimensional noisy linear regression problem independently. Specifically, here the response variables $\{y_i\}_{i=1}^n$ are generated from a linear model

$$y_i = \mathbf{x}_i^\top \beta^* + \epsilon_i, \quad i \in [n], \quad (2.3)$$

where $\beta^* \in \mathbb{R}^p$ and $\{\epsilon_i\}_{i=1}^n$ are i.i.d. sub-Gaussian random variables that are independent with the covariates $\{\mathbf{x}_i\}_{i=1}^n$. Moreover, here β^* has only s nonzero entries where $s \ll p$. Instead of adding sparsity-enforcing penalties, they propose to estimate β^* via gradient descent with respect to \mathbf{w}, \mathbf{v} on a loss function L ,

$$\min_{\mathbf{w} \in \mathbb{R}^p, \mathbf{v} \in \mathbb{R}^p} L(\mathbf{w}, \mathbf{v}) = \frac{1}{2n} \sum_{i=1}^n [\mathbf{x}_i^\top (\mathbf{w} \odot \mathbf{w} - \mathbf{v} \odot \mathbf{v}) - y_i]^2, \quad (2.4)$$

where the parameter β is over-parameterized as $\beta = \mathbf{w} \odot \mathbf{w} - \mathbf{v} \odot \mathbf{v}$. Under the restricted isometry property (RIP) condition on the covariates, these works prove that, when the hyperparameters is proper selected, gradient descent on (2.4) finds an estimator of β^* with optimal statistical rate of convergence.

2.2 High Dimensional Single Index Model

In this subsection, we first introduce the score functions associated with random vectors and matrices, which are utilized in our algorithms. Then we formally define the high dimensional single index model (SIM) in both the vector and matrix settings.

Definition 2.1. Let $\mathbf{x} \in \mathbb{R}^p$ be a random vector with density function $p_0(\mathbf{x}) : \mathbb{R}^p \rightarrow \mathbb{R}$. The score function $S_{p_0}(\mathbf{x}) : \mathbb{R}^p \rightarrow \mathbb{R}^p$ associated with \mathbf{x} is defined as

$$S_{p_0}(\mathbf{x}) := -\nabla_{\mathbf{x}} \log p_0(\mathbf{x}) = -\nabla_{\mathbf{x}} p_0(\mathbf{x}) / p_0(\mathbf{x}).$$

Here the score function $S_{p_0}(\mathbf{x})$ relies on the density function $p_0(\mathbf{x})$ of the covariate \mathbf{x} . In order to simplify the notations, in the rest of the paper, we omit the subscript p_0 from S_{p_0} when the underlying distribution of \mathbf{x} is clear to us.

Remark: If the covariate $\mathbf{X} \in \mathbb{R}^{d \times d}$ is a random matrix whose entries are i.i.d. with a univariate density $p_0(x) : \mathbb{R} \rightarrow \mathbb{R}$, we then define the score function $S(\mathbf{X}) \in \mathbb{R}^{d \times d}$ entrywisely. In other words, for any $\{i, j\} \in [d] \times [d]$, we obtain

$$S(\mathbf{X})_{i,j} := -p_0'(\mathbf{X}_{i,j}) / p_0(\mathbf{X}_{i,j}). \quad (2.5)$$

Next, we introduce the first-order general Stein's identity.

Lemma 2.2. (First-Order General Stein's Identity, (Stein et al., 2004)) We assume that the covariate $\mathbf{x} \in \mathbb{R}^p$ follows a distribution with density function $p_0(\mathbf{x}) : \mathbb{R}^p \rightarrow \mathbb{R}$ which is differentiable and satisfies the condition that $|p_0(\mathbf{x})|$ converges to zero as $\|\mathbf{x}\|_2$ goes to infinity. Then for any differentiable function $f(\mathbf{x})$ with $\mathbb{E}[|f(\mathbf{x})S(\mathbf{x})|] \vee \mathbb{E}[\|\nabla_{\mathbf{x}} f(\mathbf{x})\|_2] < \infty$, it holds that,

$$\mathbb{E}[f(\mathbf{x})S(\mathbf{x})] = \mathbb{E}[\nabla_{\mathbf{x}} f(\mathbf{x})],$$

where $S(\mathbf{x}) = -\nabla_{\mathbf{x}} p_0(\mathbf{x}) / p_0(\mathbf{x})$ is the score function with respect to \mathbf{x} defined in Definition 2.1.

Remark: In the case of having matrix covariate, we are able to achieve the same conclusion by simply replacing $\mathbf{x} \in \mathbb{R}^p$ by $\mathbf{X} \in \mathbb{R}^{d \times d}$ in Lemma 2.2 with the definition of matrix score function in (2.5).

In the sequel, we introduce the single index models considered in this work. We first define sparse vector single index models as follows.

Definition 2.3. (Sparse Vector SIM) We assume the response $Y \in \mathbb{R}$ is generated from model

$$Y = f(\langle \mathbf{x}, \beta^* \rangle) + \epsilon, \quad (2.6)$$

with unknown link $f : \mathbb{R} \rightarrow \mathbb{R}$, p -dimensional covariate \mathbf{x} as well as signal β^* which is the parameter of interest. Here, we let $\epsilon \in \mathbb{R}$ be an exogenous random noise with mean zero. In addition, if not particularly indicated, we assume the entries of \mathbf{x} are i.i.d. random variables with a known univariate density $p_0(x)$. As for the underlying true signal β^* , it is assumed to be s -sparse with $s \ll p$. Note that the length of β^* can be absorbed by the unknown link f , we then let $\|\beta^*\|_2 = 1$ for model identifiability.

By the definition of sparse vector SIM, we notice that many well-known models are included in this category, such as linear regression $y_i = \mathbf{x}_i^\top \beta^* + \epsilon$, phase retrieval $y_i = (\mathbf{x}_i^\top \beta^*)^2 + \epsilon$, as well as one-bit compressed sensing $y = \text{sign}(\mathbf{x}_i^\top \beta^*) + \epsilon$.

Finally, we define the low rank matrix SIM as follows.

Definition 2.4. (Symmetric Low Rank Matrix SIM) For the low rank matrix SIM, we assume the response $Y \in \mathbb{R}$ is generated from

$$Y = f(\langle \mathbf{X}, \beta^* \rangle) + \epsilon, \quad (2.7)$$

in which $\beta^* \in \mathbb{R}^{d \times d}$ is a low rank symmetric matrix with rank $r \ll d$ and the link function f is unknown. For the covariate $\mathbf{X} \in \mathbb{R}^{d \times d}$, we assume the entries of \mathbf{X} are i.i.d. with a known density $p_0(x)$. Besides, since $\|\beta^*\|_F$ can be absorbed in the unknown link function f , we further assume $\|\beta^*\|_F = 1$ for model identifiability. In addition, the noise term ϵ is also assumed additive and mean zero.

As we have discussed in the introduction, almost all existing literature studies the implicit regularization phenomenon in linear models with sub-Gaussian data. The scope of this work is to delineate the implicit regularization phenomenon that arises in over-parameterized nonlinear models with possibly heavy-tailed data. Specifically, in §3 and §4, we capture the implicit regularization induced by the gradient descent algorithm for over-parameterized vector and matrix SIMs, respectively.

3 Main Results for Over-Parameterized Vector SIM

Leveraging our conclusion from Lemma 2.2 as well as our definition of sparse vector SIM in Definitions 2.3, we have

$$\mathbb{E}[Y \cdot S(\mathbf{x})] = \mathbb{E}[f(\langle \mathbf{x}, \beta^* \rangle) \cdot S(\mathbf{x})] = \mathbb{E}[f'(\langle \mathbf{x}, \beta^* \rangle)] \cdot \beta^* := \mu^* \beta^*,$$

which recovers our true signal β^* up to scaling. Here we define $\mu^* = \mathbb{E}[f'(\langle \mathbf{x}, \beta^* \rangle)]$, which is assumed nonzero throughout this work. Hence, $Y \cdot S(\mathbf{x})$ serves as an unbiased estimator of $\mu^* \beta^*$, and we can correctly identify the direction of β^* by solving a population level optimization problem:

$$\min_{\beta} L(\beta) := \langle \beta, \beta \rangle - 2\langle \beta, \mathbb{E}[Y \cdot S(\mathbf{x})] \rangle.$$

Since we only have access to finite data, we replace $\mathbb{E}[Y \cdot S(\mathbf{x})]$ by its sample version estimator $\frac{1}{n} \sum_{i=1}^n y_i S(\mathbf{x}_i)$, and plug the sample-based estimator into the loss function. In a high dimensional SIM given in Definition 2.3, where the true signal β^* is assumed to be sparse, various works (Plan and Vershynin, 2016; Plan et al., 2017; Yang et al., 2017a) have shown that the ℓ_1 -regularized estimator $\hat{\beta}$ given by

$$\hat{\beta} \in \operatorname{argmin}_{\beta} L(\beta) := \langle \beta, \beta \rangle - 2\left\langle \beta, \frac{1}{n} \sum_{i=1}^n y_i S(\mathbf{x}_i) \right\rangle + \lambda \|\beta\|_1 \quad (3.1)$$

attains the optimal statistical rate of convergence rate to $\mu^* \beta^*$.

In contrast, instead of imposing an ℓ_1 -norm regularization term, we propose to obtain an estimator by minimizing the loss function L directly, with β re-parameterized using two vectors \mathbf{w}

and \mathbf{v} in \mathbb{R}^p . Specifically, we write β as $\beta = \mathbf{w} \odot \mathbf{w} - \mathbf{v} \odot \mathbf{v}$ and thus equivalently write the loss function $L(\beta)$ as $L(\mathbf{w}, \mathbf{v})$, which is given by

$$L(\mathbf{w}, \mathbf{v}) = \langle \mathbf{w} \odot \mathbf{w} - \mathbf{v} \odot \mathbf{v}, \mathbf{w} \odot \mathbf{w} - \mathbf{v} \odot \mathbf{v} \rangle - 2 \left\langle \mathbf{w} \odot \mathbf{w} - \mathbf{v} \odot \mathbf{v}, \frac{1}{n} \sum_{i=1}^n y_i S(\mathbf{x}_i) \right\rangle. \quad (3.2)$$

Note that the way of writing β in terms of \mathbf{w} and \mathbf{v} is not unique. In particular, β has p degrees of freedom but we use $2p$ parameters to represent β . Thus, by using \mathbf{w} and \mathbf{v} instead of β , we employ over-parameterization in (3.2).

Furthermore, for the sparse SIM, we propose to construct an estimator of β^* by applying gradient descent to L in (3.2) with respect to \mathbf{w} and \mathbf{v} , without any explicit regularization. Such an estimator, if achieves desired statistical accuracy, demonstrates the efficacy of implicit regularization of gradient descent in over-parameterized sparse SIM. Specifically, the gradient updates of \mathbf{w} and \mathbf{v} for solving (3.2) are given by

$$\mathbf{w}_{t+1} = \mathbf{w}_t - \eta \nabla_{\mathbf{w}} L(\mathbf{w}_t, \mathbf{v}_t) = \mathbf{w}_t - \eta \left(\mathbf{w}_t \odot \mathbf{w}_t - \mathbf{v}_t \odot \mathbf{v}_t - \frac{1}{n} \sum_{i=1}^n S(\mathbf{x}_i) y_i \right) \odot \mathbf{w}_t, \quad (3.3)$$

$$\mathbf{v}_{t+1} = \mathbf{v}_t + \eta \nabla_{\mathbf{v}} L(\mathbf{w}_t, \mathbf{v}_t) = \mathbf{v}_t + \eta \left(\mathbf{w}_t \odot \mathbf{w}_t - \mathbf{v}_t \odot \mathbf{v}_t - \frac{1}{n} \sum_{i=1}^n S(\mathbf{x}_i) y_i \right) \odot \mathbf{v}_t. \quad (3.4)$$

Here $\eta > 0$ is the stepsize. By the parameterization of β , $\{\mathbf{w}_t, \mathbf{v}_t\}_{t \geq 0}$ leads to a sequence of estimators $\{\beta_t\}_{t \geq 0}$ given by

$$\beta_{t+1} = \mathbf{w}_{t+1} \odot \mathbf{w}_{t+1} - \mathbf{v}_{t+1} \odot \mathbf{v}_{t+1}. \quad (3.5)$$

Meanwhile, since the zero vector is a stationary point of the algorithm, we cannot set the initial values of \mathbf{w} and \mathbf{v} to the zero vector. In terms of initialization, to utilize the structure of β^* , ideally we would like to initialize \mathbf{w} and \mathbf{v} such that they share the same sparsity pattern as β^* . That is, we would like to set the entries in the support of β^* to nonzero values, and set those outside of the support to zero. However, such an initialization scheme is infeasible since the support of β^* is unknown. Instead, we initialize \mathbf{w}_0 and \mathbf{v}_0 as $\mathbf{w}_0 = \mathbf{v}_0 = \alpha \cdot \mathbf{1}_{p \times 1}$, where $\alpha > 0$ is a small constant and $\mathbf{1}_{p \times 1}$ is an all-one vector in \mathbb{R}^p . By setting $\mathbf{w}_0 = \mathbf{v}_0$, we equivalently set β_0 to the zero vector. And more importantly, such a construction provides a good compromise: zero components get nearly zero initializations, which are the majority under the sparsity assumption, and nonzero components get nonzero initializations. Even though we initialize every component at the same value, the nonzero components move quickly to their stationary component, while zero components remain small. This is how over-parameterization differentiate active components from inactive components. We illustrate this by a simulation experiment.

A simulation study. In this simulation, we fix sample size $n = 1000$, dimension $p = 2000$, number of non-zero entries $s = 5$. Let $S := \{i : |\beta_i^*| > 0\}$. The responses $\{y_i\}_{i=1}^n$ are generated from $y_i = f(\langle \mathbf{x}, \beta^* \rangle) + \epsilon_i$, $i \in [n]$ with link functions $f_1(x) = x$ (linear regression) and $f_2(x) = \sin(x)$. Here we assume β^* is s -sparse with $\beta_i = 1/\sqrt{s}$, $i \in S$, and $\{\mathbf{x}_i\}_{i=1}^n$ are standard Gaussian random vectors. We over-parameterize β as $\mathbf{w} \odot \mathbf{w} - \mathbf{v} \odot \mathbf{v}$ and set $\mathbf{w}_0 = \mathbf{v}_0 = 10^{-5} \cdot \mathbf{1}_{p \times 1}$. Then we

update \mathbf{w} , \mathbf{v} and β regarding equations (3.3), (3.4), and (3.5) with stepsize $\eta = 0.01$. The evolution of the distance between our unnormalized iterates β_t and $\mu^* \beta^*$, trajectories of $\beta_{j,t}$ for $j \in S$ and $\max_{j \in S^c} |\beta_{j,t}|$ are depicted in Figures 1 and 2.

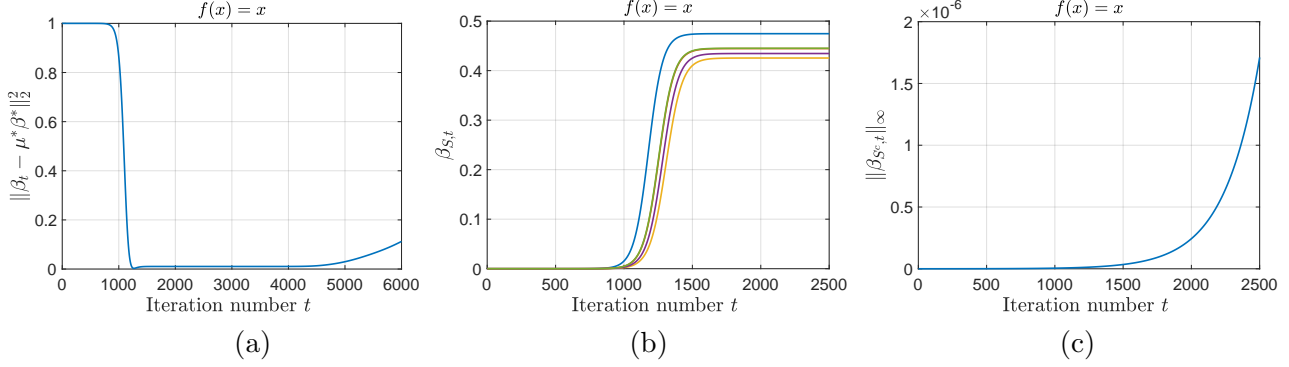


Figure 1: With link function $f(x) = x$, (a) characterizes the evolution of distance $\|\beta_t - \mu^* \beta^*\|_2^2$ against iteration number t ; (b) depicts the trajectories $\beta_{j,t}$ ($j \in S$) for five nonzero components, and (c) presents the trajectory $\max_{j \in S^c} |\beta_{j,t}|$.

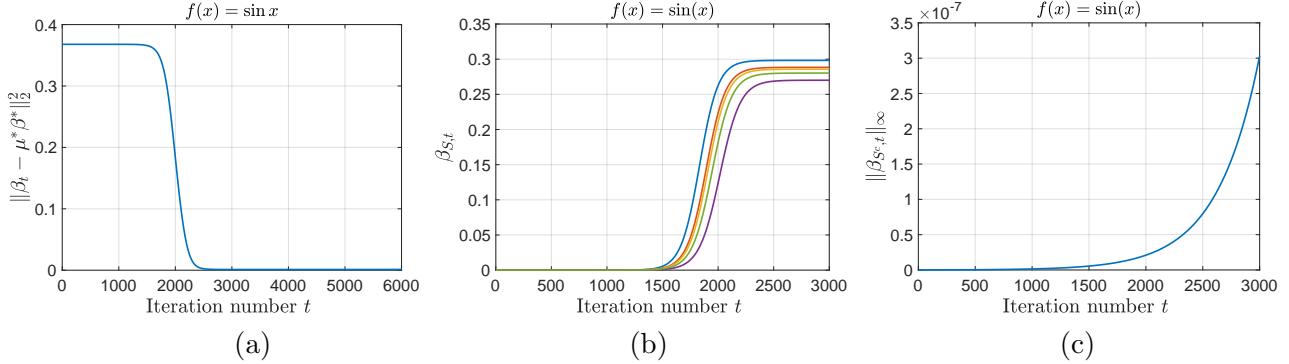


Figure 2: With link function $f(x) = \sin(x)$, similar to Figure 1, here (a) characterizes the evolution of distance $\|\beta_t - \mu^* \beta^*\|_2^2$ against iteration number t ; (b) depicts the trajectories $\beta_{j,t}$ ($j \in S$) for five nonzero components, and (c) presents the trajectory $\max_{j \in S^c} |\beta_{j,t}|$.

From the simulation results given in Figure 1-(a) and Figure 2-(a), we notice that there exists a time interval, where we can nearly recover $\mu^* \beta^*$. From plots (b) in Figures 1 and 2, we can see with over-parameterization, five nonzero components all increase rapidly and converge quickly to their stationary points. Meanwhile, the maximum estimation error for inactive component, represented by $\|\beta_{S^c,t}\|_\infty$, still remains small, as shown in Figure 1-(c) and Figure 2-(c). In other words, running gradient descent with respect to over-parameterized parameters helps us distinguish non-zero components from zero components, while applying gradient descent to the ordinary loss can not.

It is worth noting that, with over-parameterization, there are $\Omega(2^p)$ stationary points of L satisfying $\nabla_{\mathbf{w}} L(\mathbf{w}, \mathbf{v}) = \nabla_{\mathbf{v}} L(\mathbf{w}, \mathbf{v}) = \mathbf{0}_{p \times 1}$, where $\mathbf{0}_{p \times 1}$ is the zero vector. To see this, for any

subset $I \subseteq [p]$, we define vectors $\bar{\mathbf{w}}$ and $\bar{\mathbf{v}}$ as follows. For any $j \notin I$, we set the j -th entries of $\bar{\mathbf{w}}$ and $\bar{\mathbf{v}}$ to zero. Meanwhile, for any $j \in I$, we choose $\bar{\mathbf{w}}_j$ and $\bar{\mathbf{v}}_j$ such that $\bar{\mathbf{w}}_j^2 - \bar{\mathbf{v}}_j^2 = n^{-1} \sum_{i=1}^n S(\mathbf{x}_i)_j y_i$, where $\bar{\mathbf{w}}_j$, $\bar{\mathbf{v}}_j$, and $S(\mathbf{x}_i)_j$ are the j -th entries of $\bar{\mathbf{w}}$, $\bar{\mathbf{v}}$, and $S(\mathbf{x}_i)$, respectively. By direct computation, it can be shown that $(\bar{\mathbf{w}}, \bar{\mathbf{v}})$ is a stationary point of L , and thus there are at least 2^p stationary points. However, our numerical results demonstrate that not all of these stationary points are likely to be found by the gradient descent algorithm — gradient descent favors the stationary points that correctly recover $\mu^* \beta^*$. Such an intriguing observation captures the implicit regularization induced by the optimization algorithm and over-parameterization.

3.1 Gaussian Design

In this subsection, we discuss over-parameterized SIM with Gaussian covariates. In this subsection, we assume the distribution of \mathbf{x} in (2.6) is $N(\mu, \Sigma)$, where both μ and Σ are assumed known. Moreover, only in this subsection, we slightly modify the identifiability condition in Definition 2.3 from assuming $\|\beta^*\|_2 = 1$ to $\|\Sigma^{1/2} \beta^*\|_2 = 1$.

3.1.1 Theoretical Results for Gaussian Covariates

We first introduce an structural assumption on the SIM.

Assumption 3.1. Assume that $\mu^* = \mathbb{E}[f'(\langle \mathbf{x}, \beta^* \rangle)] \neq 0$ is a constant and the following two conditions hold.

- (a). Covariance matrix Σ is positive-definite and has bounded spectral norm. To be more specific, there exist absolute constants C_{\min} and C_{\max} such that $C_{\min} \mathbb{I}_{p \times p} \preceq \Sigma \preceq C_{\max} \mathbb{I}_{p \times p}$ holds, where $\mathbb{I}_{p \times p}$ is the identity matrix.
- (b). Both $\{f(\langle \mathbf{x}_i, \beta^* \rangle)\}_{i=1}^n$ and $\{\epsilon_i\}_{i=1}^n$ are i.i.d. sub-Gaussian random variables, with the sub-Gaussian norms denoted by $\|f\|_{\psi_2} = \mathcal{O}(1)$ and $\sigma = \mathcal{O}(1)$ respectively. Here we let $\|f\|_{\psi_2}$ denote the sub-Gaussian norm of $f(\langle \mathbf{x}_i, \beta^* \rangle)$. In addition, we further assume that $|\mu^*|/\|f\|_{\psi_2} = \Theta(1)$, $|\mu^*|/\sigma = \Omega(1)$.

The score function for the Gaussian distribution $N(\mu, \Sigma)$ is $S(\mathbf{x}) = \Sigma^{-1}(\mathbf{x} - \mu)$ and Assumption 3.1-(a) makes the Gaussian distributed covariates non-degenerate. Assumption 3.1-(b) enables the empirical estimator $n^{-1} \sum_{i=1}^n y_i S(\mathbf{x}_i)$ to concentrate to its expectation $\mu^* \beta^*$, and also sets a lower bound to the signal noise ratio $|\mu^*|/\sigma$. Note that this assumption is quite standard and easy to be satisfied by a broad class of models as long as there exists a lower bound on the signal noise ratio, which include models with link functions $f(x) = x, \sin x, \tanh(x)$, and etc. In addition, in §3.2, the assumption that both $f(\langle \mathbf{x}, \beta^* \rangle)$ and the noise ϵ are sub-Gaussian random variables will be further relaxed to simply assuming they have bounded finite moments with perhaps heavy-tailed distributions.

We present the details of the proposed method for the Gaussian case in Algorithm 1. In the following, we present the statistical rates of convergence for the estimator constructed by Algorithm 1. Let us divide the support set $S = \{i : |\beta_i^*| > 0\}$ into $S_0 = \{i : |\beta_i| \geq C_s \sqrt{\log p/n}\}$

and $S_1 = \{i : 0 < |\beta^*| < C_s \sqrt{\log p/n}\}$, which correspond to the sets of strong and weak signals, respectively. Here C_s is an absolute constant. We let s_0 and s_1 be the cardinalities of S_0 and S_1 , respectively. In addition, we let $s_m = \min_{i \in S_0} |\beta_i^*|$ be the smallest value of strong signals.

Algorithm 1: Algorithm for Vector SIM with Gaussian Design

Data: Training covariates $\{\mathbf{x}_i\}_{i=1}^n$, response variables $\{y_i\}_{i=1}^n$, initial value α , step size η ;
Initialize variables $\mathbf{w}_0 = \alpha \cdot \mathbf{1}_{p \times 1}$, $\mathbf{v}_0 = \alpha \cdot \mathbf{1}_{p \times 1}$ and set iteration number $t = 0$;

while $t < T_1$ **do**

$$\begin{aligned} \mathbf{w}_{t+1} &= \mathbf{w}_t - \eta \left[\mathbf{w}_t \odot \mathbf{w}_t - \mathbf{v}_t \odot \mathbf{v}_t - \frac{1}{n} \sum_{i=1}^n \Sigma^{-1}(\mathbf{x}_i - \mu) y_i \right] \odot \mathbf{w}_t; \\ \mathbf{v}_{t+1} &= \mathbf{v}_t + \eta \left[\mathbf{w}_t \odot \mathbf{w}_t - \mathbf{v}_t \odot \mathbf{v}_t - \frac{1}{n} \sum_{i=1}^n \Sigma^{-1}(\mathbf{x}_i - \mu) y_i \right] \odot \mathbf{v}_t; \\ \beta_{t+1} &= \mathbf{w}_t \odot \mathbf{w}_t - \mathbf{v}_t \odot \mathbf{v}_t; \\ t &= t + 1; \end{aligned}$$

end

Result: Output the final estimate $\hat{\beta}^* = \beta_{T_1}$.

Theorem 3.2. Apart from Assumption 3.1, if we further let our initial value α satisfy $0 < \alpha \leq M_0^2/p$ and set stepsize η as $0 < \eta \leq 1/[12(C_{\min}^{-1/2}|\mu^*| + M_0)]$ in Algorithm 1 with M_0 being a constant proportional to $\max\{\|f\|_{\psi_2}, \sigma\}$, there exist absolute constants $a_1, a_2 > 0$ such that, with probability at least $1 - 2p^{-1} - 2n^{-2}$, we have

$$\|\beta_{T_1} - \mu^* \beta^*\|_2^2 \lesssim \frac{s_0 \log n}{n} + \frac{s_1 \log p}{n},$$

for all $T_1 \in [a_1 \log(1/\alpha)/(\eta(|\mu^*|s_m - M_0 \sqrt{\log p/n})), a_2 \log(1/\alpha) \sqrt{n/\log p}/(\eta M_0)]$. Meanwhile, the statistical rate of convergence for the normalized iterates are given by

$$\left\| \frac{\beta_{T_1}}{\|\Sigma^{1/2} \beta_{T_1}\|_2} - \frac{\mu^* \beta^*}{|\mu^*|} \right\|_2^2 \lesssim \frac{s_0 \log n}{n} + \frac{s_1 \log p}{n}.$$

Theorem 3.2 shows that if we just have strong signals, then with high probability, for all $T_1 \in [a_1 \log(1/\alpha)/(\eta(|\mu^*|s_m - M_0 \sqrt{\log p/n})), a_2 \log(1/\alpha) \sqrt{n/\log p}/(\eta M_0)]$, we get the oracle statistical rate $\mathcal{O}(\sqrt{s \log n/n})$ in terms of the ℓ_2 -norm, which is independent of the ambient dimension p . Besides, when β^* also consists of weak signals, we achieve $\mathcal{O}(\sqrt{s \log p/n})$ statistical rate in terms of the ℓ_2 -norm, where s is the sparsity of β^* . Such a statistical rate matches the minimax rate of sparse linear regression (Raskutti et al., 2011) and is thus minimax optimal. Notice that the oracle rate is achievable via explicit regularization using folded concave penalties (Fan et al., 2014) such as SCAD (Fan and Li, 2001) and MCP (Zhang et al., 2010). Thus, Theorem 3.2 shows that, with over-parameterization, the implicit regularization of gradient descent has the same effect as adding a folded concave penalty function to the loss function in (3.2) explicitly.

Furthermore, comparing our work to Plan and Vershynin (2016); Plan et al. (2017), which study high dimensional SIM with ℓ_1 -regularization, thanks to the implicit regularization phenomenon, we avoid bias brought by the ℓ_1 -penalty and attain the oracle statistical rate. Theorem 3.2 generalizes the results in Zhao et al. (2019) and Vaškevičius et al. (2019) for the linear model to high-dimensional

SIMs. In addition, to satisfy the RIP condition, their sample complexity is at least $\mathcal{O}(s^2 \log p)$ if their covariate \mathbf{x} follows the Gaussian distribution. Whereas, by using the loss function in (3.2) motivated by the Stein's identity (Stein et al., 1972, 2004), the RIP condition is unnecessary in our analysis. Instead, our theory only requires that $n^{-1} \sum_{i=1}^n S(\mathbf{x}_i) \cdot y_i$ concentrates at a fast rate. As a result, our sample complexity is $\mathcal{O}(s \log p)$ for ℓ_2 -norm consistency, which is better than $\mathcal{O}(s^2 \log p)$ when s is large.

The proof ideas behind Theorem 3.2 are as follows. First, we are able to control the strengths of error component, denoted by $\|\beta_t \odot \mathbf{1}_{S^c}\|_\infty$, at the same order with the square root of their initial values until $\mathcal{O}(\log(1/\alpha) \cdot \sqrt{n/\log p}/(\eta M_0))$ steps. Meanwhile, every entry of strong signal part $\beta_t \odot \mathbf{1}_{S_0}$ grows at exponential rates to $\epsilon = \mathcal{O}(\sqrt{\log n/n})$ accuracy around $\mu^* \beta^* \odot \mathbf{1}_{S_0}$ within $\mathcal{O}(\log(1/\alpha)/(\eta(|\mu^*|s_m - M_0\sqrt{\log p/n})))$ steps. Finally, we prove for weak signals, their strengths will not exceed $\mathcal{O}(\sqrt{\log p/n})$ for all steps as long as we properly choose the stepsize. The final statistical rates are obtained by combining the results on the active and inactive components together. See Appendix §A.1 for the detail.

Meanwhile, it is worth noting that we split the support set S into S_0 and S_1 only for theoretical analysis. As shown in the proof of Theorem 3.2 in Appendix §A.1, the choice of the threshold constant C_s is rather flexible and is determined by two considerations. First, it is necessary that the strong signals in S_0 dominates the noises, which is the case when $C_s \geq 2M_0/|\mu^*|$. Second, for the desired stopping time T_1 to exist, the interval

$$[a_1 \log(1/\alpha)/(\eta(|\mu^*|s_m - M_0\sqrt{\log p/n})), a_2 \log(1/\alpha)\sqrt{n/\log p}/(\eta M_0)] \quad (3.6)$$

should be non-empty, which holds true as long as C_s is a sufficiently large absolute constant. Therefore, the statistical rates established in Theorem 3.2 hold for all C_s that are sufficiently large.

Finally, we remark that Theorem 3.2 establishes oracle statistical rates for the estimator β_{T_1} , where T_1 is any stopping time that belongs to the interval given in (3.6). However, in practice, such an interval is infeasible to compute as it depends on unknown constants. To make the proposed method practical, in the following, we introduce a method for selecting a proper stopping time T_1 .

3.1.2 Choosing the Stopping Time T_1

We split the dataset into training data and testing data. We utilize the training data to implement Algorithm 1 and get the estimator β_t as well as the value of the training loss (3.2) at step t . We notice β_t varies slowly inside the optimal time interval specified in Theorem 3.2, so that the fluctuation of the training loss (3.2) can be smaller than a threshold. Based on that, we choose m testing points on the flatted curve of the training loss (3.2) and denote their corresponding number of iterations as $\{t_j\}, j \in [m]$. For each $j \in [m]$, we then reuse the training data and normalized estimator $\beta_{t_j}/\|\Sigma^{1/2}\beta_{t_j}\|_2, j \in [m]$ to fit the link function f . Let the obtained estimator be \hat{f}_j . For the testing dataset, we perform out-of-sample prediction and get m prediction losses:

$$l_j = \frac{1}{n_{\text{test}}} \sum_{i=1}^{n_{\text{test}}} [Y_i - \hat{f}_j(\langle \mathbf{x}_i, \beta_{t_j}/\|\Sigma^{1/2}\beta_{t_j}\|_2 \rangle)]^2, \quad \forall j \in [m].$$

Next, we choose T_1 as t_{j^*} where $j^* = \arg\min_{j \in [m]} l_j$.

We remark that each \hat{f}_j can be obtained by any nonparametric regression methods. To show case our method, in the following, we apply univariate kernel regression to obtain each \hat{f}_j and establish its theoretical guarantee.

3.1.3 Prediction Risk

We now consider estimating the nonparametric component and the prediction risk. Suppose we are given an estimator $\hat{\beta}$ of β and n i.i.d. observations $\{y_i, \mathbf{x}_i\}_{i=1}^n$ of the model. For simplicity of the technical analysis, we assume that $\hat{\beta}$ is independent of $\{y_i, \mathbf{x}_i\}_{i=1}^n$, which can be achieved by data-splitting. Moreover, we assume that $\hat{\beta}$ is an estimator of β^* such that

$$\|\hat{\beta} - \beta^*\|_2 = o(n^{-1/3}), \quad \|\Sigma^{1/2}\hat{\beta}\|_2 = 1, \quad \text{and} \quad \|\Sigma^{1/2}\beta^*\|_2 = 1. \quad (3.7)$$

Our goal is to construct an estimate the regression function $f(\langle \cdot, \beta^* \rangle)$ based on $\hat{\beta}$ and $\{y_i, \mathbf{x}_i\}_{i=1}^n$.

Note that, when β^* is known, we can directly estimate f based on y_i and $Z_i^* := \mathbf{x}_i^\top \beta^*, i \in [n]$ via standard non-parametric regression. When $\hat{\beta}$ is accurate, a direct idea is to replace Z_i^* by $Z_i := \mathbf{x}_i^\top \hat{\beta}$ and follow the similar route. For a new observation \mathbf{x} , we define Z as $Z := \mathbf{x}^\top \hat{\beta}$ and Z^* as $Z^* := \mathbf{x}^\top \beta^*$ respectively.

To predict Y , we estimate function $g(z)$ using kernel regression with data $\{(y_i, \mathbf{x}_i^\top \hat{\beta})\}_{i=1}^n$. Specifically, we let the function $K_h(u)$ be $K_h(u) := 1/h \cdot K(u/h)$, in which $K: \mathbb{R} \rightarrow \mathbb{R}$ is a kernel function with $K(u) = \mathbb{I}_{\{|u| \leq 1\}}$ and h is a bandwidth. By the definitions of Z^*, Z , and $Z_i, i \in [n]$ given above, the prediction function $\hat{g}(Z)$ is defined as

$$\hat{g}(Z) = \begin{cases} \frac{\sum_{i=1}^n y_i K_h(Z - Z_i)}{\sum_{i=1}^n K_h(Z - Z_i)}, & |Z - \mu^\top \hat{\beta}| \leq R, \\ 0, & \text{otherwise,} \end{cases} \quad (3.8)$$

where we follow the convention that $0/0 = 0$. In what follows, we consider the ℓ_2 -prediction risk of \hat{g} , which is given by

$$\mathbb{E} \left[\left\{ \hat{g}(\langle \mathbf{x}, \hat{\beta} \rangle) - f(\langle \mathbf{x}, \beta^* \rangle) \right\}^2 \right],$$

where the expectation is taken with respect to \mathbf{x} and $\{\mathbf{x}_i, y_i\}_{i=1}^n$. Before proceeding to the theoretical guarantees, we make the following assumption on the regularity of f .

Assumption 3.3. There exists an $\alpha_1 > 0$ and a constant $C > 0$ such that $|f(x)|, |f'(x)| \leq C + |x|^{\alpha_1}$.

For the rationality of the Assumption 3.3, we note that the constraint on $f'(x)$ and $f(x)$ given above is weaker than assuming $f'(x)$ and $f(x)$ are bounded functions directly. Next, we present Theorem 3.4 which characterizes the convergence rate of mean integrated error of our prediction function $\hat{g}(Z)$.

Theorem 3.4. If we set $R = 2\sqrt{\log(n)}$ and $h \asymp n^{-1/3}$ in (3.8), under Assumption 3.3, the ℓ_2 -prediction risk of \hat{g} defined in (3.8) is given by

$$\mathbb{E} \left[\left\{ \hat{g}(\langle \mathbf{x}, \hat{\beta} \rangle) - f(\langle \mathbf{x}, \beta^* \rangle) \right\}^2 \right] \lesssim \frac{\text{polylog}(n)}{n^{2/3}},$$

where $\hat{\beta}$ is any vector that satisfies (3.7) and $\text{polylog}(n)$ contains terms that are polynomials of $\log n$.

It is worth noting that the estimator $\hat{\beta} = \beta_{T_1} / \|\Sigma^{1/2} \beta_{T_1}\|_2$ achieved in Theorem 3.2 with any T_1 belongs to the optimal time interval given in Theorem 3.2 satisfy (3.7). Thus, under such regimes, Theorem 3.4 also holds. The proof of Theorem 3.4 is given in §A.2. Note that it is possible to refine the analysis on the prediction risk for f with higher order derivatives by utilizing higher order kernels; see Tsybakov (2008) therein. But this is not the key message of our paper.

3.2 General Design

In this subsection, we extend our methodology to the setting with covariates generated from a general distribution. Following our discussions at the beginning of §3, ideally we aim at solving the loss function with over-parameterized variable given in (3.2). However, when the distribution of \mathbf{x} has density p_0 , the score $S(\mathbf{x})$ can be heavy-tailed such that $\mathbb{E}[Y \cdot S(\mathbf{x})]$ and its empirical counterpart may not be sufficiently close.

To remedy this issue, we modify the loss function in (3.2) by replacing y_i and $S(\mathbf{x}_i)$ by their truncated (Winsorized) version \check{y}_i and $\check{S}(\mathbf{x}_i)$, respectively. Specifically, we propose to apply gradient descent to the following modified loss function with respect to \mathbf{u} and \mathbf{v} :

$$\min_{\mathbf{w}, \mathbf{v}} L(\mathbf{w}, \mathbf{v}) := \langle \mathbf{w} \odot \mathbf{w} - \mathbf{v} \odot \mathbf{v}, \mathbf{w} \odot \mathbf{w} - \mathbf{v} \odot \mathbf{v} \rangle - \frac{2}{n} \sum_{i=1}^n \check{y}_i \langle \mathbf{w} \odot \mathbf{w} - \mathbf{v} \odot \mathbf{v}, \check{S}(\mathbf{x}_i) \rangle. \quad (3.9)$$

We denote $\check{\mathbf{a}} \in \mathbb{R}^d$ as the truncated version of vector $\mathbf{a} \in \mathbb{R}^d$ based on a parameter τ (Fan et al., 2020a). That is, its entries are given by $[\check{\mathbf{a}}]_j = [\mathbf{a}]_j$ if $|\mathbf{a}_j| \leq \tau$ and τ otherwise. By apply elementwise truncation to $\{y_i\}_{i=1}^n$ and $\{S(\mathbf{x}_i)\}_{i=1}^n$ in (3.9), we allow the score $S(x)$ and the response Y to both have heavy-tailed distributions. By choosing a proper threshold τ , such a truncation step ensures $n^{-1} \sum_{i=1}^n \check{y}_i \check{S}(\mathbf{x}_i)$ converge to $\mathbb{E}[Y \cdot S(\mathbf{x})]$ with a desired rate in ℓ_∞ -norm. Compared with Algorithm 1, here we only modify the definition of the loss function. Thus, we defer the details of the proposed algorithm for this setting to Algorithm 3 in §A.4.

Before stating our main theorem, we first present an assumption on the distributions of the covariate and the response variables.

Assumption 3.5. Assume there exists a constant M such that

$$\mathbb{E}[Y^4] \leq M, \quad \mathbb{E}[S(\mathbf{x})_j^4] \leq M, \quad \forall j \in [p].$$

Here $S(\mathbf{x})_j$ is the j -th entry of $S(\mathbf{x})$. Moreover, recall that we denote $\mu^* = \mathbb{E}[f'(\langle \mathbf{x}, \beta^* \rangle)]$. We assume that μ^* is a nonzero constant such that $M/|\mu^*| = \Theta(1)$.

Assuming the fourth moments exist and are bounded is significant weaker than the sub-Gaussian assumption. Moreover, such an assumption is prevalent in robust statistics literature (Fan et al., 2020b, 2018, 2019b). Now we are ready to introduce the theoretical results for the setting with general design.

Theorem 3.6. Under Assumption 3.5, we set the thresholding parameter $\tau = (M \cdot n / \log p)^{1/4} / 2$, let the initialization parameter α satisfy $0 < \alpha \leq M_g^2 / p$, and set the stepsize η such that $0 < \eta \leq 1 / (12(|\mu^*| + M_g))$ in Algorithm 3 given in §A.4 where M_g is a constant only related to M . There exist absolute constants a_3, a_4 , such that, with probability at least $1 - 2p^{-2}$,

$$\|\beta_{T_1} - \mu^* \beta^*\|_2^2 \lesssim \frac{s \log p}{n}$$

holds for all $T_1 \in [a_3 \log(1/\alpha) / (\eta(|\mu^*| s_m - M_g \sqrt{\log p / n})), a_4 \log(1/\alpha) \sqrt{n / \log p} / (\eta M_g)]$. Here s is the cardinality of the support set S and $s_m = \min_{i \in S_0} |\beta_j^*|$, where $S_0 = \{j \in i: |\beta_i| \geq C_s \sqrt{\log p / n}\}$ is the set of strong signals. In addition, for the normalized iterates, we further have

$$\left\| \frac{\beta_{T_1}}{\|\beta_{T_1}\|_2} - \frac{\mu^* \beta^*}{|\mu^*|} \right\|_2^2 \lesssim \frac{s \log p}{n},$$

with probability at least $1 - 2p^{-2}$.

Compared with Theorem 3.2 for the Gaussian design, here we achieve the $\mathcal{O}(\sqrt{s \log p / n})$ statistical rate of convergence in terms of the ℓ_2 -norm. These rates are the same of those achieved by adding an ℓ_1 -norm regularization explicitly (Plan and Vershynin, 2016; Plan et al., 2017; Yang et al., 2017a) and are minimax optimal (Raskutti et al., 2011). Moreover, we note that here $S(\mathbf{x})$ and Y can be both heavy-tailed and our truncation procedure successfully tackles such a challenge without sacrificing the statistical rates. Moreover, similar to the Gaussian case, here C_s can be set as a sufficiently large absolute constant, and the statistical rates established in Theorem 3.6 holds for all choices of C_s .

It is also worthwhile noting that Theorem 3.6 characterizes the implicit regularization phenomenon of optimization algorithms for over-parameterized nonlinear models with heavy-tailed data. Here the optimization algorithm is the standard gradient descent, combined with an additional truncation to the data, which can be viewed as a pre-processing step. This result adds to the existing literature on implicit regularization which mainly focuses on linear models with zero or light-tailed noise (Li et al., 2018; Zhao et al., 2019; Vaškevičius et al., 2019).

4 Main Results for Over-Parametrized Low Rank SIM

In this section, we present the results for over-parameterized low rank matrix SIM introduced in Definition 2.4 with both standard Gaussian and generally distributed covariates. Similar to the results in §3, here we also focus on matrix SIM with first-order links, i.e., we assume that $\mu^* = \mathbb{E}[f'(\langle \mathbf{X}, \beta^* \rangle)] \neq 0$, where β^* is a low rank matrix with rank r . Note that we assume that the entries of covariate $\mathbf{X} \in \mathbb{R}^{d \times d}$ are i.i.d. with a univariate density p_0 . Also recall that we define the

score function $S(\mathbf{X}) \in \mathbb{R}^{d \times d}$ in (2.5). Then, similar to the loss function in (3.2), we consider the loss function

$$L(\beta) := \langle \beta, \beta \rangle - 2 \left\langle \beta, \frac{1}{n} \sum_{i=1}^n y_i S(\mathbf{X}_i) \right\rangle,$$

where $\beta \in \mathbb{R}^{d \times d}$ is a symmetric matrix. Hereafter, we rewrite β as $\mathbf{W}\mathbf{W}^\top - \mathbf{V}\mathbf{V}^\top$, where both \mathbf{W} and \mathbf{V} are matrices in $\mathbb{R}^{d \times d}$. With such an over-parameterization, we propose to estimate β^* by applying gradient descent to the loss function

$$L(\mathbf{W}, \mathbf{V}) := \langle \mathbf{W}\mathbf{W}^\top - \mathbf{V}\mathbf{V}^\top, \mathbf{W}\mathbf{W}^\top - \mathbf{V}\mathbf{V}^\top \rangle - 2 \left\langle \mathbf{W}\mathbf{W}^\top - \mathbf{V}\mathbf{V}^\top, \frac{1}{n} \sum_{i=1}^n y_i S(\mathbf{X}_i) \right\rangle. \quad (4.1)$$

Since the rank of β^* is unknown, we initialize \mathbf{W}_0 and \mathbf{V}_0 as $\mathbf{W}_0 = \mathbf{V}_0 = \alpha \cdot \mathbb{I}_{d \times d}$ for a small $\alpha > 0$ and construct a sequence of iterates $\{\mathbf{W}_t, \mathbf{V}_t, \beta_t\}_{t \geq 0}$ via

$$\mathbf{W}_{t+1} = \mathbf{W}_t - \eta \left(\mathbf{W}_t \mathbf{W}_t^\top - \mathbf{V}_t \mathbf{V}_t^\top - \frac{1}{2n} \sum_{i=1}^n S(\mathbf{X}_i) y_i - \frac{1}{2n} \sum_{i=1}^n S(\mathbf{X}_i)^\top y_i \right) \mathbf{W}_t, \quad (4.2)$$

$$\mathbf{V}_{t+1} = \mathbf{V}_t + \eta \left(\mathbf{W}_t \mathbf{W}_t^\top - \mathbf{V}_t \mathbf{V}_t^\top - \frac{1}{2n} \sum_{i=1}^n S(\mathbf{X}_i) y_i - \frac{1}{2n} \sum_{i=1}^n S(\mathbf{X}_i)^\top y_i \right) \mathbf{V}_t, \quad (4.3)$$

$$\beta_{t+1} = \mathbf{W}_t \mathbf{W}_t^\top - \mathbf{V}_t \mathbf{V}_t^\top,$$

where η in (4.2) and (4.3) is the stepsize. Note that here the algorithm does not impose any explicit regularization. In the rest of this section, we show that such a procedure yields an estimator of the true parameter β^* with near-optimal statistical rates of convergence.

Similar to the vector case, for theoretical analysis, here we also divide eigenvalues of β^* into different groups by their strengths. We let $r_i^*, i \in [d]$ be the i -th eigenvalue of β^* . The support set R of the eigenvalues is defined as $R := \{i : |r_i^*| > 0\}$, whose cardinality is r . We then divide the support set R into $R_0 := \{i : |r_i^*| \geq C_{ms} \sqrt{d \log d/n}\}$ and $R_1 := \{i : 0 < |r_i^*| < C_{ms} \sqrt{d \log d/n}\}$, which correspond to collections of strong and weak signals with cardinality denoting by r_0 and r_1 , respectively. Here $C_{ms} > 0$ is an absolute constant and we have $R = R_0 \cup R_1$. Moreover, we use r_m to denote the minimum strong eigenvalue in magnitude, i.e. $r_m = \min_{i \in R_0} |r_i^*|$.

4.1 Gaussian Design

In this subsection, we focus on the model in (2.7) with the entries of covariate \mathbf{X} being i.i.d. $N(0, 1)$ random variables. In this case, $S(\mathbf{X}_i) = \mathbf{X}_i$. This leads to Algorithm 2, where we place $S(\mathbf{X}_i)$ by \mathbf{X}_i in (4.1)-(4.3).

Similar to the case in §3.1, here we also impose the following assumption for the function class of the low rank SIM.

Assumption 4.1. We assume that $\mu^* = \mathbb{E}[f'(\langle \mathbf{X}, \beta^* \rangle)]$ is a nonzero constant. Moreover, we assume that both $\{f(\langle \mathbf{X}_i, \beta^* \rangle)\}_{i=1}^n$ and $\{\epsilon_i\}_{i=1}^n$ are i.i.d. sub-Gaussian random variables, with sub-Gaussian norm denoted by $\|f\|_{\psi_2} = \mathcal{O}(1)$ and $\sigma = \mathcal{O}(1)$ respectively. Here we let $\|f\|_{\psi_2}$ denote the sub-Gaussian norm of $f(\langle \mathbf{X}, \beta^* \rangle)$. In addition, we further assume $|\mu^*|/\|f\|_{\psi_2} = \Theta(1)$, $|\mu^*|/\sigma = \Omega(1)$.

Algorithm 2: Algorithm for Low Rank Matrix SIM with Gaussian Design

Data: Training design matrix $\mathbf{X}_i \in \mathbb{R}^{d \times d}$, $i \in [n]$, response variables $\{y_i\}_{i=1}^n$, initial value α and step size η ;

Initialize $\mathbf{W}_0 = \alpha \cdot \mathbb{I}_{d \times d}$, $\mathbf{V}_0 = \alpha \cdot \mathbb{I}_{d \times d}$ and set iteration number $t = 0$;

while $t < T_1$ **do**

$$\begin{aligned} \mathbf{W}_{t+1} &= \mathbf{W}_t - \eta(\mathbf{W}_t \mathbf{W}_t^\top - \mathbf{V}_t \mathbf{V}_t^\top - \frac{1}{2n} \sum_{i=1}^n \mathbf{X}_i y_i - \frac{1}{2n} \sum_{i=1}^n \mathbf{X}_i^\top y_i) \mathbf{W}_t; \\ \mathbf{V}_{t+1} &= \mathbf{V}_t + \eta(\mathbf{W}_t \mathbf{W}_t^\top - \mathbf{V}_t \mathbf{V}_t^\top - \frac{1}{2n} \sum_{i=1}^n \mathbf{X}_i y_i - \frac{1}{2n} \sum_{i=1}^n \mathbf{X}_i^\top y_i) \mathbf{V}_t; \\ \beta_{t+1} &= \mathbf{W}_t \mathbf{W}_t^\top - \mathbf{V}_t \mathbf{V}_t^\top; \\ t &= t + 1; \end{aligned}$$

end

Result: Output the final estimate $\hat{\beta} = \beta_{T_1}$.

The following theorem establishes the statistical rates of convergence for the estimator constructed by Algorithm 2.

Theorem 4.2. We set $0 < \alpha \leq M_m^2/d$ and stepsize $0 < \eta \leq 1/[12(|\mu^*| + M_m)]$ in Algorithm 2, where M_m is a constant proportional to $\max\{\|f\|_{\psi_2}, \sigma\}$. Under Assumption 4.1, there exist constants a_5, a_6 such that, with probability at least $1 - 1/(2d) - 3/n^2$, we have

$$\|\beta_{T_1} - \mu^* \beta^*\|_F^2 \lesssim \frac{rd \log d}{n}$$

for any $T_1 \in [a_5 \log(1/\alpha)/(\eta(|\mu^*| r_m - M_m \sqrt{d \log d/n})), a_6 \log(1/\alpha) \sqrt{n/(d \log d)}/(\eta M_m)]$. Moreover, for the normalized iterates $\beta_t/\|\beta_t\|_F$, we have

$$\left\| \frac{\beta_{T_1}}{\|\beta_{T_1}\|_F} - \frac{\mu^* \beta^*}{|\mu^*|} \right\|_F^2 \lesssim \frac{rd \log d}{n}.$$

Similar to the vector case given in §3.1, as shown in the proof in Appendix §B, here we require C_{ms} to satisfy $C_{ms} \geq \max\{(a_5/a_6 + 1)M_m/|\mu^*|, 2M_m/|\mu^*|\}$ in order to let the strong signals in R_0 dominate the noise and let the interval for T_1 to exist. The statistical rates hold for all such a C_{ms} . As shown in Theorem 4.2, with the proper choices of initialization parameter α , stepsize η , and the stopping time T_1 , Algorithm 2 constructs an estimator that achieves near-optimal statistical rates of convergence (up to logarithmic factors compared to minimax lower bound (Rohde and Tsybakov, 2011)). Notice that the statistical rates established in Theorem 4.2 are also enjoyed by the M -estimator based on the least-squares loss function with nuclear norm penalty (Plan and Vershynin, 2016; Plan et al., 2017). Thus, in terms of statistical estimation, applying gradient descent to the over-parameterized loss function in (4.1) is equivalent to adding a nuclear norm penalty explicitly, hence demonstrating the implicit regularization effect.

Furthermore, our method extends the existing works that focus on the implicit regularization phenomenon in noiseless linear matrix sensing models with positive semidefinite signal matrices (Gunasekar et al., 2017; Li et al., 2018; Arora et al., 2019a; Gidel et al., 2019). Specifically, we allow a more general class of models with nonlinear links and symmetric signal matrices. Moreover,

compared with [Li et al. \(2018\)](#), our strengths are two-fold. First, under the setting of standard Gaussian design with signals at constant level, our sample complexity is only at the order of $\tilde{\mathcal{O}}(rd)$ whereas they need at least $\tilde{\mathcal{O}}(r^2d)$ samples so as to establish their RIP condition ([Candès, 2008](#)). Second, our results also hold under the existence of weak signals, i.e. $0 < \min_{i \in R} |r_i^*| \lesssim \tilde{\mathcal{O}}(\sqrt{d/n})$. When we fix d and r , in order to meet the RIP condition with parameter δ , the sample size n needs to satisfy $n \gtrsim \mathcal{O}(1/\delta^2)$ according to Theorem 4.2 in [Recht et al. \(2010\)](#). As [Li et al. \(2018\)](#) requires an RIP parameter δ with $\delta \lesssim \mathcal{O}(\min_{i \in R} |r_i^*|^3 / \sqrt{r})$ in its Theorem 1, the corresponding minimum signal strength $\min_{i \in R} |r_i^*|$ should satisfy $\min_{i \in R} |r_i^*| \gtrsim \mathcal{O}((1/n)^{1/6})$ which brings a stronger assumption than us.

The way of choosing stopping time T_1 in the case of matrix SIM is almost the same with our method in §3.1.2. The only difference between them is that here we replace $\mathbf{x}^\top \beta^*$ by $\text{tr}(\mathbf{X}^\top \beta^*)$. Indeed, as we assume $\|\Sigma^{1/2} \beta^*\|_2 = 1$ in vector SIM and $\|\beta^*\|_F = 1$ in matrix version for model identifiability, both $\mathbf{x}^\top \beta_t$ and $\text{tr}(\mathbf{X}^\top \beta_t)$ follow the standard normal distribution. Thus, our results on the prediction risk in §3.1.3 can be applied here directly.

4.2 General Design

In the rest of this section, we focus on the low rank matrix SIM beyond Gaussian covariates. Hereafter, we assume the entries of \mathbf{X} are i.i.d. random variables with a known density function $p_0: \mathbb{R} \rightarrow \mathbb{R}$. Recall that, according to the remarks following Definition 2.1, the score function $S(\mathbf{X}) \in \mathbb{R}^{d \times d}$ is defined as

$$S(\mathbf{X})_{j,k} := S(\mathbf{X}_{j,k}) = -p'_0(\mathbf{X}_{j,k})/p_0(\mathbf{X}_{j,k}),$$

where $S(\mathbf{X})_{j,k}$ and $\mathbf{X}_{j,k}$ are the (j,k) -th entries of $S(\mathbf{X})$ and \mathbf{X} for all $j, k \in [d]$. However, similar to the results in §3.2, the entries of $S(\mathbf{X})$ can have heavy-tailed distributions and thus $n^{-1} \sum_{i=1}^n y_i \cdot S(\mathbf{X}_i)$ may not converge its expectation $\mathbb{E}[Y \cdot S(\mathbf{X})]$ efficiently in terms of spectral norm. Here \mathbf{X}_i is the i -th observation of the covariate \mathbf{X} . To tackle such a challenge, we employ a shrinkage approach ([Catoni et al., 2012](#); [Fan et al., 2020b](#); [Minsker, 2018](#)) to construct a robust estimator of $\mathbb{E}[Y \cdot S(\mathbf{X})]$. Specifically, we let

$$\phi(x) = \begin{cases} \log(1 - x + x^2/2), & x \leq 0, \\ \log(1 + x + x^2/2), & x > 0 \end{cases},$$

which is approximately x when x is small and grows at logarithmic rate for large x . The rescaled version $\lambda^{-1} \phi(\lambda x)$ for $\lambda \rightarrow 0$ behaves like a soft-winsorizing function, which has been widely used in statistical mean estimation with finite bounded moments ([Catoni et al., 2012](#); [Brownlees et al., 2015](#)). For any matrix $\mathbf{X} \in \mathbb{R}^{d \times d}$, we apply spectral decomposition to its Hermitian dilation and obtain

$$\mathbf{X}^* := \begin{bmatrix} \mathbf{0} & \mathbf{X} \\ \mathbf{X}^\top & \mathbf{0} \end{bmatrix} = \mathbf{Q} \Sigma^* \mathbf{Q}^\top,$$

where $\Sigma^* \in \mathbb{R}^{2d \times 2d}$ is a diagonal matrix. Based on such a decomposition, we define $\tilde{\mathbf{X}} = \mathbf{Q}\phi(\Sigma^*)\mathbf{Q}^\top$, where ϕ applies elementwisely to Σ^* . Then we write $\tilde{\mathbf{X}}$ as a block matrix as

$$\tilde{\mathbf{X}} := \begin{bmatrix} \tilde{\mathbf{X}}_{11} & \tilde{\mathbf{X}}_{12} \\ \tilde{\mathbf{X}}_{21} & \tilde{\mathbf{X}}_{22} \end{bmatrix},$$

where each block of $\tilde{\mathbf{X}}$ is in $\mathbb{R}^{d \times d}$. We further define a mapping $\phi_1: \mathbb{R}^{d \times d} \rightarrow \mathbb{R}^{d \times d}$ by letting $\phi_1(\mathbf{X}) := \tilde{\mathbf{X}}_{12}$, which is a regularized version of \mathbf{X} . Given data y_1, \mathbf{X}_1 , we finally define $\mathcal{H}(\cdot)$ as

$$\mathcal{H}(y_1 S(\mathbf{X}_1), \kappa) := 1/\kappa \cdot \phi_1(\kappa y_1 \cdot S(\mathbf{X}_1)), \quad \forall \kappa > 0, \quad (4.4)$$

where κ is a thresholding parameter, converging to zero. Based on the operator \mathcal{H} defined in (4.4), we define a loss function $L(\mathbf{W}, \mathbf{V})$ as

$$L(\mathbf{W}, \mathbf{V}) := \langle \mathbf{W}\mathbf{W}^\top - \mathbf{V}\mathbf{V}^\top, \mathbf{W}\mathbf{W}^\top - \mathbf{V}\mathbf{V}^\top \rangle - \frac{2}{n} \sum_{i=1}^n \langle \mathbf{W}\mathbf{W}^\top - \mathbf{V}\mathbf{V}^\top, \mathcal{H}(y_i S(\mathbf{X}_i), \kappa) \rangle. \quad (4.5)$$

After over-parameterizing β as $\mathbf{W}\mathbf{W}^\top - \mathbf{V}\mathbf{V}^\top$, we propose to construct an estimator of β^* by applying gradient descent on the following loss function in (4.5) with respect to \mathbf{W}, \mathbf{V} . See Algorithm 4 in §B.3 for the details of the algorithm.

In the following, we present the statistical rates of convergence for the obtained estimator. We first introduce the assumption on Y and p_0 .

Assumption 4.3. We assume that both the response variable Y and entries of $S(\mathbf{X})$ have bounded fourth moments. Specifically, there exists an absolute constant M such that

$$\mathbb{E}[Y^4] \leq M, \quad \mathbb{E}[S(\mathbf{X})_{i,j}^4] \leq M, \quad \forall (i, j) \in [d] \times [d].$$

Moreover, we assume that $\mu^* = \mathbb{E}[f'(\langle \mathbf{X}, \beta^* \rangle)]$ is a nonzero constant such that $|\mu^*|/M = \Theta(1)$.

Next, we present the main theorem for low rank matrix SIM.

Theorem 4.4. In Algorithm 4, we set parameter κ in (4.4) as $\kappa = \sqrt{\log(4d)/(nd \cdot M)}$ and let the initialization parameter α and the stepsize η satisfy $0 < \alpha \leq M_{mg}^2/d$ and $0 < \eta \leq 1/[12(|\mu^*| + M_{mg})]$, where M_{mg} is a constant only depending on M . Then, under Assumption 4.3, there exist absolute constants a_7, a_8 such that, with probability at least $1 - (4d)^{-2}$, we have

$$\|\beta_{T_1} - \mu^* \beta^*\|_F^2 \lesssim \frac{rd \log d}{n},$$

for all $T_1 \in [a_7 \log(1/\alpha)/(\eta(|\mu^*| r_m - M_{mg} \sqrt{d \log d/n}), a_8 \log(1/\alpha) \sqrt{n/(d \log d)/(\eta M_{mg})}]$. Moreover, for the normalized iterate $\beta_t/\|\beta_t\|_F$, we have

$$\left\| \frac{\beta_{T_1}}{\|\beta_{T_1}\|_F} - \frac{\mu^* \beta^*}{|\mu^*|} \right\|_F^2 \lesssim \frac{rd \log d}{n}.$$

For low rank matrix SIM, when the hyperparameters of the gradient descent algorithm are properly chosen, we also capture the implicit regularization phenomenon by applying a simple optimization procedure to over-parameterized loss function with heavy-tailed measurements. Here, applying the thresholding operator \mathcal{H} in (4.4) can also be viewed as a data pre-processing step, which arises due to handling heavy-tailed observations. Note that the way of choosing C_{ms} here is similar with the way in Theorem 4.2, in order to ensure the convergence rate and existence of a time interval, so we omit the details. Note that the ℓ_2 -statistical rate given in Theorem 4.4 are minimax optimal up to a logarithmic term (Rohde and Tsybakov, 2011). Similar results were also obtained by Plan and Vershynin (2016); Yang et al. (2017a); Goldstein et al. (2018); Na et al. (2019) via adding explicit nuclear norm regularization. Thus, in terms of statistical recovery, when employing the thresholding in (4.4) and over-parameterization, gradient descent enforces implicit regularization that has the same effect as the nuclear norm penalty.

5 Numerical Experiments

In this section, we illustrate the performance of the proposed estimator in different settings via simulation studies. We let $\epsilon \sim N(0, 0.5^2)$ in our models defined in (2.6) and (2.7) and choose the link function to be one of $\{f_j\}_{j=1}^8$, whose details are given in Figures 3 and 4.

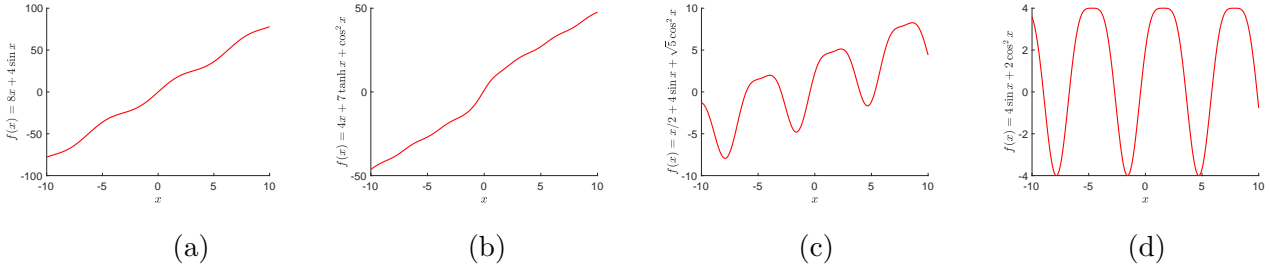


Figure 3: Plot of link functions (a): $f_1(x) = 8x + 4\sin x$, (b): $f_2(x) = 4x + 7\tanh x + \cos^2 x$, (c): $f_3(x) = x/2 + 4\sin x + \sqrt{5}\cos^2 x$ and (d): $f_4(x) = 4\sin x + 2\cos^2 x$

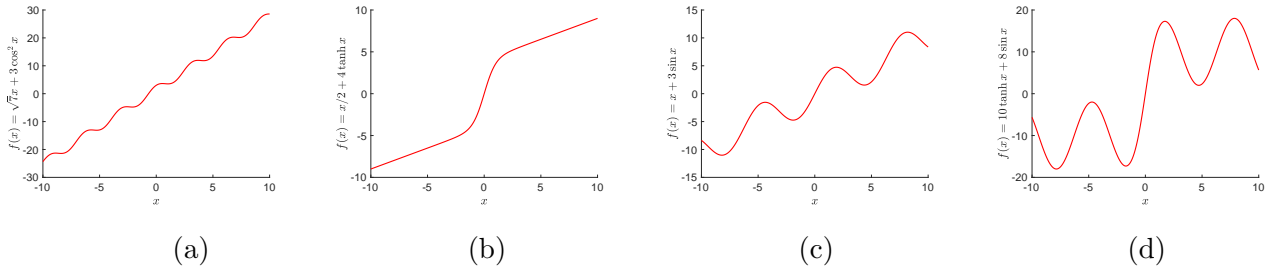


Figure 4: Plot of link functions (a): $f_5(x) = \sqrt{7}x + 3\cos^2 x$, (b): $f_6(x) = x/2 + 4\tanh x$, (c): $f_7(x) = x + 3\sin x$ and (d): $f_8(x) = 10\tanh x + 8\sin x$.

To measure the estimation accuracy, we use $\text{dist}(\hat{\beta}, \beta^*) = \min\{\|\hat{\beta}/\|\hat{\beta}\|_{\bullet} - \beta^*\|_{\bullet}, \|\hat{\beta}/\|\hat{\beta}\|_{\bullet} + \beta^*\|_{\bullet}\}$,

where \bullet stands for Euclidean norm in the vector case and Frobenius norm under the setting of matrix covariate. The number of simulations is 100.

5.1 Simulations on Sparse Vectors

Recall that Theorems 3.2 and 3.6 establish the $\sqrt{s \log p/n}$ statistical rate of convergence in the ℓ_2 -norm. To vary this, we fix $p = 2000$, s to be one of $\{8, 10, 12\}$, and use the value of $\sqrt{s \log p/n}$ to determine n . In addition, we choose the support of β^* randomly among all subsets of $\{1, \dots, p\}$ with cardinality s . For each $j \in \text{supp}(\beta^*)$, we set $\beta_j^* = 1/\sqrt{s} \cdot \text{Uniform}(\{-1, 1\})$. Besides, we let the entries of the covariate \mathbf{x} have i.i.d. distributions, which are either the standard Gaussian distribution, Student's t-distribution with 5 degrees of freedom, or the Gamma distribution with shape parameter 8 and scale parameter 0.1. Based on β^* , the distribution of \mathbf{x} , and one of the aforementioned univariate functions $\{f_j\}_{j=1}^4$, we generate n i.i.d. samples $\{\mathbf{x}_i, y_i\}_{i=1}^n$ from the vector SIM given in (2.6). As for the optimization procedure, throughout §5.1, we set the initialization parameter $\alpha = 10^{-5}$, stepsize $\eta = 0.005$ in Algorithms 1 and 3. Our estimator $\hat{\beta}$ is chosen by $\hat{\beta} = \text{argmin}_{\beta_t} \text{dist}(\beta_t, \beta^*)$, where β_t is the t -th iterate of Algorithm 1 and Algorithm 3. The choice of stopping time is ideal but serves purposes. As shown in our asymptotic results, there is an intervals of sweet stopping time. By using the data driven choice, we get similar results, but take much longer time.

With the standard Gaussian distributed covariates, we plot the average distance $\text{dist}(\hat{\beta}, \beta^*)$ against $\sqrt{s \log p/n}$ in Figure 5 for f_1 and f_2 respectively, based on 100 independent trails for each n . The results show that the estimation error is bounded effectively by a linear function of signal strength $\sqrt{s \log p/n}$. Indeed, the linearity holds surprisingly well, which corroborates our theory.

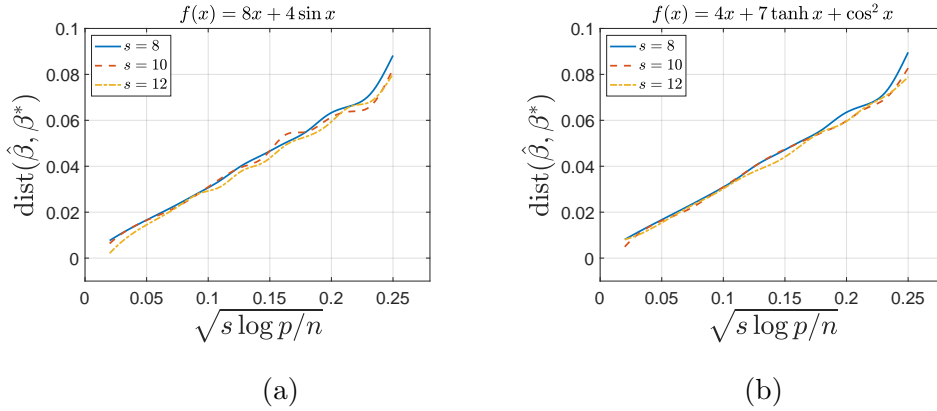


Figure 5: The average ℓ_2 -distances between the true parameters β^* and estimated parameters $\hat{\beta}$ in vector SIM with standard Gaussian distributed covariates and (a) link function f_1 and (b) link function f_2 .

As for generally distributed covariates, we set $p_0(x)$ given in Definition 2.3 to be one of the following distributions: (i) Student's t-distribution with 5 degrees of freedom and (ii) Gamma distribution with shape parameter 8 and scale parameter 0.1. The score functions of these two

distributions are given by $S(x) = 6x/(5 + x^2)$ and $S(x) = 10 - 7/x$, respectively. In addition, the truncating parameter τ in Algorithm 3 is taken as $\tau = 2(n/\log p)^{1/4}$. We then plot distance $\text{dist}(\hat{\beta}, \beta^*)$ against $\sqrt{s \log p/n}$ in Figure 6 for link functions f_3 and f_4 with $t(5)$ and $\text{Gamma}(8, 0.1)$ distributed covariates respectively, based on 100 independent experiments. It also worths noting that the estimation errors align well with a linear function of $\sqrt{s \log p/n}$.

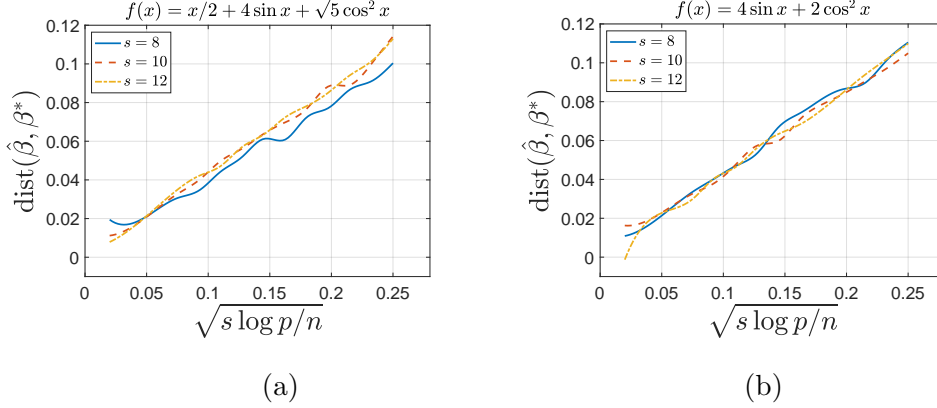


Figure 6: The averaged ℓ_2 -distances between the true parameter and estimated parameters in vector SIM for (a) $t(5)$ distributed covariates with the link function f_3 and (b) $\text{Gamma}(8, 0.1)$ distributed covariates and the link function f_4 .

5.2 Simulations on Low Rank Matrices

In the scenario of low rank matrix, statistical rate in Frobenius norm is $\sqrt{rd \log d/n}$, according to Theorems 4.2 and 4.4. Throughout §5.2, we fix dimension $d = 25$, and for each $r \in \{1, 3, 5\}$, we use $\sqrt{rd \log d/n}$ to determine n . The true parameter matrix β^* is set to be $\mathbf{U}\mathbf{S}\mathbf{U}^\top$, where $\mathbf{U} \in \mathbb{R}^{d \times d}$ is any random orthogonal matrix and \mathbf{S} is a diagonal matrix with r nonzero entries chosen randomly among the index set $\{1, \dots, d\}$. Moreover, we set the nonzero diagonal entries of \mathbf{S} as $1/\sqrt{r} \cdot \text{Uniform}(\{-1, 1\})$. Besides, we also let every entry of the covariate \mathbf{X} have i.i.d. distribution, which is one of the same three distributions in §5.1. Finally, we utilize our true parameter β^* , the distribution of \mathbf{X} and one of $\{f_j\}_{j=5}^8$ to generate n i.i.d. data $\{\mathbf{X}_i, y_i\}_{i=1}^n$ based on (2.7). As for the optimization procedure, throughout §5.2, we set the initialization parameter $\alpha = 10^{-4}$, stepsize $\eta = 0.005$ and implement the Algorithm 2 and Algorithm 4 for Gaussian and general design respectively. Our estimator $\hat{\beta}$ is also chosen by $\hat{\beta} = \text{argmin}_{\beta_t} \text{dist}(\beta_t, \beta^*)$, where β_t is the t -th iterate given in the Algorithm 2 and Algorithm 4. Again, this is the ideal choice of stopping time, but serves the purpose as the result does not depend very much on the proper choice of stopping time.

With the standard Gaussian distributed covariates, we plot the averaged distance $\text{dist}(\hat{\beta}, \beta^*)$ against $\sqrt{rd \log d/n}$ in Figure 7 for f_5 and f_6 respectively, based on 100 independent trails for each case. The estimation error again follows linearly on $\sqrt{rd \log d/n}$. The simulation results are consistent what is predicted by the theory.

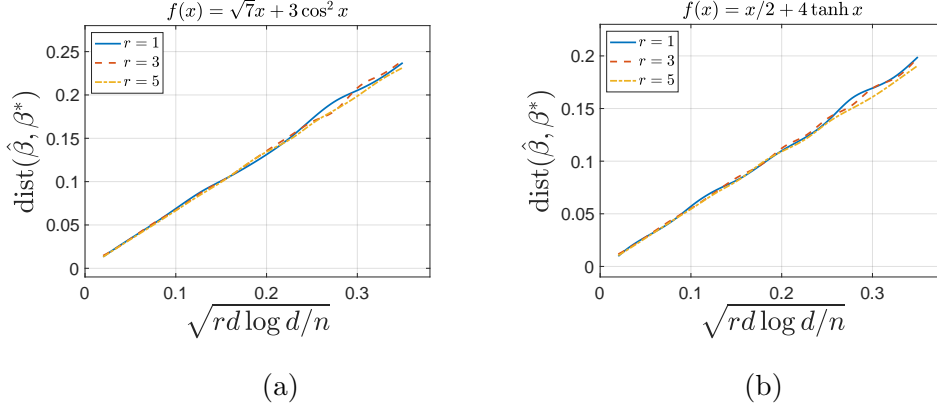


Figure 7: The averaged ℓ_2 -distances between the true parameter β^* and estimated parameter matrices $\hat{\beta}$ in SIM with standard Gaussian distributed covariates and (a) the link function f_5 and (b) the link function f_6 .

We also show distance $\text{dist}(\hat{\beta}, \beta^*)$ against $\sqrt{rd \log d/n}$ in Figure 8 for f_7 and f_8 with $t(5)$ and Gamma(8,0.1) distributed covariates respectively, based on 100 independent experiments, which is in line with the theory. Here the shrinkage parameter κ in Algorithm 4 is set to be $\kappa = 2\sqrt{\log(4d)/(nd)}$.

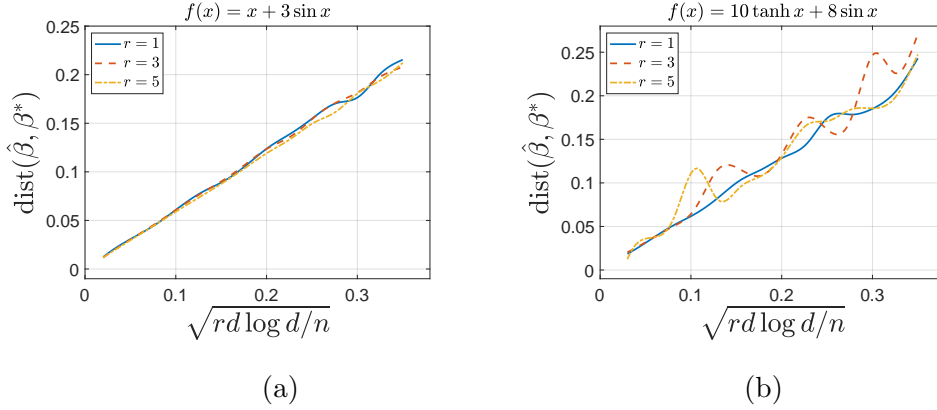


Figure 8: The averaged ℓ_2 -distances between true parameter β^* and estimated parameter matrices $\hat{\beta}$ for (a) $t(5)$ distributed covariates with link function f_7 and (b) Gamma(8,0.1) distributed covariates with the link function f_8 .

6 Conclusion

In this paper, we study the implicit regularization induced by the gradient descent algorithm in over-parameterized vector and matrix single index models. We consider the case where the link function is unknown, the distribution of the covariates is known as a prior, and the signal parameter is either a s -sparse vector in \mathbb{R}^p or a rank- r matrix in $\mathbb{R}^{d \times d}$. Using the score function and the Stein's identity,

we propose an over-parameterized nonlinear least-squares loss function. To handle the possibly heavy-tailed distributions of the score functions and the response variables, we adopt additional truncation techniques that robustify the loss function. For both the vector and matrix SIMs, we construct an estimator of the signal parameter by applying gradient descent to the proposed loss function, without any explicit regularization. We prove that, when initialized near the origin, gradient descent with a small stepsize finds an estimator that enjoys minimax-optimal statistical rates of convergence. Moreover, for vector SIM with Gaussian design, we further obtain the oracle statistical rates that are independent of the ambient dimension. Our results demonstrate that the implicit regularization phenomenon also appears when applying simple optimization algorithms in over-parametrized nonlinear statistical models with possibly heavy-tailed data.

A Proofs of Theoretical Results in §3

In this section, we prove the results presented in §3. Specifically, we prove Theorem 3.2 in §A.1 and present the proofs of Theorems 3.4 and 3.6 in §A.2 and §A.3, respectively.

A.1 Proof of Theorem 3.2

In the following, we over-parameterize $\mu^* \beta^*$ by writing it as $\mathbf{w} \odot \mathbf{w} - \mathbf{v} \odot \mathbf{v}$, where \mathbf{w} and \mathbf{v} are vectors with size $p \times 1$. Then we apply gradient descent to the following optimization problem,

$$\min_{\mathbf{w}, \mathbf{v}} L(\mathbf{w}, \mathbf{v}) = \langle \mathbf{w} \odot \mathbf{w} - \mathbf{v} \odot \mathbf{v}, \mathbf{w} \odot \mathbf{w} - \mathbf{v} \odot \mathbf{v} \rangle - 2 \left\langle \mathbf{w} \odot \mathbf{w} - \mathbf{v} \odot \mathbf{v}, \frac{1}{n} \sum_{i=1}^n y_i S(\mathbf{x}_i) \right\rangle. \quad (\text{A.1})$$

The gradient descent updates with respect to \mathbf{w} and \mathbf{v} are given by

$$\mathbf{w}_{t+1} = \mathbf{w}_t - \eta (\mathbf{w}_t \odot \mathbf{w}_t - \mathbf{v}_t \odot \mathbf{v}_t - \Phi_n) \odot \mathbf{w}_t, \quad (\text{A.2})$$

$$\mathbf{v}_{t+1} = \mathbf{v}_t + \eta (\mathbf{w}_t \odot \mathbf{w}_t - \mathbf{v}_t \odot \mathbf{v}_t - \Phi_n) \odot \mathbf{v}_t. \quad (\text{A.3})$$

We first remind readers of the notations. We divide the entries of β^* into three different groups in terms of their strengths. The support set S of the signal is defined as $S = \{i : |\beta_i^*| > 0\}$. The set S_0 which contains the strong signals is defined as $S_0 = \{i : |\beta_i^*| \geq C_s \sqrt{\log p/n}\}$ with C_s being an absolute constant that will be specified later in the proof. In addition, we define S_1 as $S_1 = \{i : 0 < |\beta_i^*| < C_s \sqrt{\log p/n}\}$, which contains all indices of the weak signals. By such a construction, we have $S = S_0 \cup S_1$. Moreover, the complement of S , denoted by S^c , corresponds to the pure error part. Furthermore, the pure error parts of \mathbf{w}_t and \mathbf{v}_t are denoted by $\mathbf{e}_{1,t} := \mathbf{1}_{S^c} \odot \mathbf{w}_t$ and $\mathbf{e}_{2,t} := \mathbf{1}_{S^c} \odot \mathbf{v}_t$ respectively. In addition, strong signal parts of \mathbf{w}_t and \mathbf{v}_t are denoted by $\mathbf{s}_{1,t} = \mathbf{1}_{S_0} \odot \mathbf{w}_t$ and $\mathbf{s}_{2,t} = \mathbf{1}_{S_0} \odot \mathbf{v}_t$, meanwhile, weak signals parts are written as $\mathbf{u}_{1,t} := \mathbf{1}_{S_1} \odot \mathbf{w}_t$ and $\mathbf{u}_{2,t} := \mathbf{1}_{S_1} \odot \mathbf{v}_t$. Here, we denote $\sqrt{n/\log p}$ by γ and $\frac{1}{n} \sum_{i=1}^n S(\mathbf{x}_i) y_i$ by Φ_n , and let s_0 and s_1 be the size of set S_0 and S_1 respectively.

Proof of Theorem 3.2. We prove Theorem 3.2 by analyzing the dynamics of the pure error, strong signal and weak signal components separately. We first utilize the following lemma to upper bound the pure error parts $\mathbf{e}_{1,t}$ and $\mathbf{e}_{2,t}$.

Lemma A.1. Under the assumptions in Theorem 3.2, with probability $1 - 2p^{-1}$, there exists a constant $a_2 = 1/6$ such that

$$\|\mathbf{e}_{1,t}\|_\infty \leq \sqrt{\alpha} \leq \frac{M_0}{\sqrt{p}}, \quad \|\mathbf{e}_{2,t}\|_\infty \leq \sqrt{\alpha} \leq \frac{M_0}{\sqrt{p}}, \quad (\text{A.4})$$

hold for all $t \leq T = a_2 \log(1/\alpha) \gamma / (\eta M_0)$, where M_0 is an absolute constant that is proportional to the sub-Gaussian constants $\max\{\sigma, \|f\|_{\psi_2}\}$.

Proof. See §A.1.1 for a detailed proof. □

By Lemma A.1, there exists a constant a_2 such that we are able to control the pure error part at the same level with $\sqrt{\alpha}$ within the time horizon $0 \leq t \leq T = a_2 \log(1/\alpha) \sqrt{n/\log p}/(\eta M_0)$, where M_0 is an absolute constant. Thus, by direct computation, we have

$$\|\mathbf{1}_{S^c} \odot (\beta_t - \mu^* \beta^*)\|_2^2 = p \cdot \|\mathbf{e}_{1,t} \odot \mathbf{e}_{1,t} - \mathbf{e}_{2,t} \odot \mathbf{e}_{2,t}\|_\infty^2 \leq 2M_0^4/p, \quad (\text{A.5})$$

where S^c is the complement of S .

As for the signal parts, recall that we separate S into S_0 and S_1 , which corresponds to the supports of the strong and weak signals, respectively. The following lemma characterizes the entrywise convergence of strong signal component $\beta_t \odot \mathbf{1}_{S_0}$.

Lemma A.2. Under the assumptions given in Theorem 3.2, when the absolute constant C_s satisfies $C_s \geq 2M_0/|\mu^*|$, if we further choose $0 < \eta \leq 1/[12(C_{\min}^{-1/2}|\mu^*| + M_0)]$, we have

$$\|\beta_t \odot \mathbf{1}_{S_0} - \mu^* \beta^* \odot \mathbf{1}_{S_0}\|_\infty \leq 2M_0 \sqrt{\log n/n} \quad (\text{A.6})$$

holds with probability $1 - 2n^{-1}$ for all $t \geq a_1/[\eta(|\mu^*|s_m - M_0\sqrt{\log p/n})] \cdot \log(1/\alpha)$, where $a_1 = 21$ and $s_m = \min_{i \in S_0} |\beta_i^*|$.

Proof. See §A.1.2 for a detailed proof. \square

By (A.6), with probability $1 - 2n^{-1}$, we obtain

$$\|\beta_t \odot \mathbf{1}_{S_0} - \mu^* \beta^* \odot \mathbf{1}_{S_0}\|_2^2 \leq M_1 \cdot s_0 \log n/n, \quad (\text{A.7})$$

for all $t \geq a_1/[\eta(|\mu^*|s_m - M_0\sqrt{\log p/n})] \cdot \log(1/\alpha)$, where we denote $M_1 = 4M_0^2$.

Note that Lemma A.2 requires that $C_s \geq 2M_0/|\mu^*|$, where both M_0 and $|\mu^*|$ are absolute constants. Furthermore, we would like to have (A.4) and (A.6) hold simultaneously. To this end, it suffices to choose C_s such that

$$a_1/[\eta(|\mu^*|s_m - M_0\sqrt{\log p/n})] \cdot \log(1/\alpha) \leq a_2 \log(1/\alpha) \cdot \gamma/(\eta M_0), \quad (\text{A.8})$$

where we let γ denote $\sqrt{n/\log p}$. Since $s_m \geq C_s \sqrt{\log p/n}$, we have

$$\eta(|\mu^*|s_m - M_0\sqrt{\log p/n}) \geq \eta(|\mu^*| \cdot C_s - M_0) \cdot \sqrt{\log p/n}.$$

Thus, (A.8) holds as long as $C_s \geq (a_1/a_2 + 1)M_0/|\mu^*|$. In other words, by choosing C_s to be a proper absolute constant, there exists an interval such that for all t belongs to such an interval, Lemmas A.1 and A.2 holds simultaneously.

Next, we have the following lemma for the dynamics of weak signal component $\beta_t \odot \mathbf{1}_{S_1}$.

Lemma A.3. Under the assumptions given in Theorem 3.2, if we further choose $0 < \eta \leq 1/[12(C_{\min}^{-1/2}|\mu^*| + M_0)]$, then with probability at least $1 - 2p^{-1}$, we have

$$\|\beta_t \odot \mathbf{1}_{S_1} - \mu^* \beta^* \odot \mathbf{1}_{S_1}\|_\infty \leq (M_0 + 2C_s|\mu^*|) \cdot \sqrt{\log p/n} \quad (\text{A.9})$$

for all $t \geq 0$.

Proof. See §A.1.3 for a detailed proof. \square

Finally, combining (A.5), (A.7), and (A.9), with probability at least $1 - 2n^{-1} - 2p^{-1}$, for any T_1 belongs to the interval

$$[a_1 \log(1/\alpha)/[\eta(|\mu^*|s_m - M_0\sqrt{\log p/n})], a_2 \log(1/\alpha)\gamma/(\eta M_0)], \quad (\text{A.10})$$

it holds that

$$\|\beta_{T_1} - \mu^* \beta^*\|_2^2 \leq M_1 \cdot \frac{s_0 \log n}{n} + M_2 \cdot \frac{s_1 \log p}{n} + \frac{2M_0^4}{p}, \quad (\text{A.11})$$

where we define $M_2 = (M_0 + 2C_s|\mu^*|)^2$. Since p is much larger than n , the last term, $2M_0^4/p$, is negligible.

Finally, it remains to establish the ℓ_2 -statistical rate for the normalized iterates. Note that $\mu^* = \mathbb{E}[f'(\langle \mathbf{x}, \beta^* \rangle)]$ is an absolute constant. Without loss of generality, we assume $\mu^* > 0$. Also recall that $\|\Sigma^{1/2}\beta^*\|_2 = 1$ and Σ satisfies Assumption 3.1-(a). Thus, when n is sufficiently large, with probability at least $1 - 2n^{-1} - 2p^{-1}$, for any T_1 in the interval in (A.10), we have

$$\begin{aligned} \|\Sigma^{1/2}\beta_{T_1}\|_2 &\geq \mu^* - \|\Sigma^{1/2}(\beta_{T_1} - \mu^* \beta^*)\|_2 \geq \mu^* - \|\Sigma^{1/2}\|_{\text{op}} \cdot \|\beta_{T_1} - \mu^* \beta^*\|_2 \\ &\geq \mu^* - \sqrt{C_{\max}} \cdot \sqrt{M_1 \cdot s_0 \log n/n + M_2 \cdot s_1 \log p/n + 2M_0^4/p} \geq \frac{\mu^*}{2}. \end{aligned}$$

Thus, by direct computation, we further obtain

$$\begin{aligned} \left\| \frac{\beta_{T_1}}{\|\Sigma^{1/2}\beta_{T_1}\|_2} - \beta^* \right\|_2^2 &= \frac{\|\beta_{T_1} - \|\Sigma^{1/2}\beta_{T_1}\|_2 \cdot \beta^*\|_2^2}{\|\Sigma^{1/2}\beta_{T_1}\|_2^2} \\ &\leq \frac{2\|\beta_{T_1} - \mu^* \beta^*\|_2^2 + 2\|\mu^* \beta^* - \|\Sigma^{1/2}\beta_{T_1}\|_2 \beta^*\|_2^2}{\|\Sigma^{1/2}\beta_{T_1}\|_2^2} \\ &\leq \frac{4}{\mu^{*2}} \cdot \|\beta_{T_1} - \mu^* \beta^*\|_2^2 + \frac{4C_{\max}}{\mu^{*2}C_{\min}} \cdot \|\mu^* \beta^* - \beta_{T_1}\|_2^2 \\ &\leq M_3 \frac{s_0 \log n}{n} + M_4 \frac{s_1 \log p}{n} + \frac{c_1}{p}, \end{aligned}$$

where we define $M_3 = 4M_1(1 + C_{\max}/C_{\min})/\mu^{*2}$, $M_4 = 4M_2(1 + C_{\max}/C_{\min})/\mu^{*2}$, and $c_1 = 8M_0^4(1 + C_{\max}/C_{\min})/\mu^{*2}$, which are all absolute constants. Here the second inequality follows from Assumption 3.1-(a). Therefore, we conclude the proof of Theorem 3.2. \square

Next, in the following three subsections, namely §A.1.1, §A.1.2 and §A.1.3, we prove Lemma A.1, Lemma A.2 and Lemma A.3, respectively.

A.1.1 Proof of Lemma A.1

Proof. Here we prove Lemma A.1 by induction hypothesis. It holds that our initializations $\|\mathbf{e}_{1,0}\|_\infty, \|\mathbf{e}_{2,0}\|_\infty$ satisfy our conclusion given in Lemma A.1. As we initialize $\mathbf{e}_{1,0}$ and $\mathbf{e}_{2,0}$ with $\|\mathbf{e}_{1,0}\|_\infty = \alpha \leq \sqrt{\alpha} \leq M_0/\sqrt{p}$ and $\mathbf{e}_{2,0}$ with $\|\mathbf{e}_{2,0}\|_\infty = \alpha \leq \sqrt{\alpha} \leq M_0/\sqrt{p}$, Lemma A.1 holds when $t = 0$. Next, for

any t^* with $0 \leq t^* < T = a_2 \log(1/\alpha)\gamma/(\eta M_0)$, if the conclusion of Lemma A.1 holds for all t with $0 \leq t \leq t^*$, we need to verify that it also holds at step $t^* + 1$.

From our gradient descent updates given in (A.2)-(A.3), the updates with respect to pure error parts $\mathbf{e}_{1,t}$, $\mathbf{e}_{2,t}$, $t \geq 0$ are obtained as follows

$$\mathbf{e}_{1,t+1} = \mathbf{e}_{1,t} - \eta(\beta_t - \Phi_n) \odot \mathbf{e}_{1,t}, \quad \mathbf{e}_{2,t+1} = \mathbf{e}_{2,t} + \eta(\beta_t - \Phi_n) \odot \mathbf{e}_{2,t}. \quad (\text{A.12})$$

As $\mathbf{e}_{\ell,t} \odot \mathbb{E}[\Phi_n] = \mathbf{e}_{\ell,t} \odot \mu^* \beta^* = \mathbf{0}$ holds for any $\ell \in \{1, 2\}$ by the definition of $\mathbf{e}_{\ell,t}$, the following inequality always holds according to $\beta_t \odot \mathbf{1}_{S^c} = \mathbf{e}_{1,t} \odot \mathbf{e}_{1,t} - \mathbf{e}_{2,t} \odot \mathbf{e}_{2,t}$ and the triangle inequality,

$$\|\mathbf{e}_{\ell,t+1}\|_\infty \leq [1 + \eta(\|\mathbf{e}_{1,t} \odot \mathbf{e}_{1,t}\|_\infty + \|\mathbf{e}_{2,t} \odot \mathbf{e}_{2,t}\|_\infty + \|\Phi_n - \mathbb{E}[\Phi_n]\|_\infty)] \cdot \|\mathbf{e}_{\ell,t}\|_\infty. \quad (\text{A.13})$$

According to our induction hypothesis, for all $\ell \in \{1, 2\}$, we are able to bound $\|\mathbf{e}_{\ell,t}\|_\infty$, at the same order with $\sqrt{\alpha}$, when $t \leq t^*$. Thus, we can replace $\|\mathbf{e}_{\ell,t} \odot \mathbf{e}_{\ell,t}\|_\infty$ by α in (A.13). Then we apply the following lemma to obtain an upper bound on $\|\Phi_n - \mathbb{E}[\Phi_n]\|_\infty$.

Lemma A.4. Under the assumptions given in Theorem 3.2, with probability $1 - 2p^{-1}$, we obtain

$$\|\Phi_n - \mathbb{E}[\Phi_n]\|_\infty \leq M_0 \sqrt{\frac{\log p}{n}},$$

where M_0 is an absolute constant that is proportional to $\max\{\|f\|_{\psi_2}, \sigma\}$.

Proof. See §A.1.4 for a detailed proof. □

Combining (A.13), the induction hypothesis, and Lemma A.4, we further obtain that

$$\|\mathbf{e}_{\ell,t+1}\|_\infty \leq \left[1 + \eta \left(2\alpha + M_0 \sqrt{\log p/n}\right)\right] \cdot \|\mathbf{e}_{\ell,t}\|_\infty$$

holds with probability $1 - 2p^{-1}$ for all $t \leq t^*$ and $\ell \in \{1, 2\}$. By our assumption on α in Theorem 3.2, we obtain

$$2\alpha = \frac{2M_0^2}{p} \leq 2M_0 \sqrt{\frac{\log p}{n}},$$

since we have $M_0 = \mathcal{O}(1)$ and $M_0/p \leq \sqrt{\log p/n}$ when $p \geq M_0 \sqrt{n/\log p}$. Now we define an absolute constant c'_1 as $c'_1 = 1/(3M_0)$ and denote $a_2 = 1/6$. Let T be defined as $T = a_2 \log(1/\alpha)\gamma/(\eta M_0)$. By direct computation, we then have

$$\begin{aligned} \|\mathbf{e}_{\ell,t^*+1}\|_\infty &\leq [1 + 3\eta M_0 \sqrt{\log p/n}]^{t^*+1} \cdot \|\mathbf{e}_{\ell,0}\|_\infty \\ &= [1 + \eta/(c'_1 \gamma)]^{t^*+1} \cdot \|\mathbf{e}_{\ell,0}\|_\infty \leq \exp(T \cdot \log(1 + \eta/(c'_1 \gamma))) \cdot \alpha \\ &\leq \exp(T \cdot \eta/(c'_1 \gamma)) \cdot \alpha = \exp((1/2) \cdot \log(1/\alpha)) \cdot \alpha = \sqrt{\alpha} \leq M_0/\sqrt{p}, \end{aligned}$$

for any $\ell \in \{1, 2\}$. Here we denote $\gamma = \sqrt{n/\log p}$, the second inequality follows from $t^* + 1 \leq T$, and the third inequality follows from $\log(1+x) < x$ for all $x > 0$. Thus, our induction hypothesis also holds for $t^* + 1$. In addition, as $t^* < T$ is arbitrarily chosen, we conclude the proof of Lemma A.1. □

A.1.2 Proof of Lemma A.2

Proof. Following (A.2) and (A.3), the dynamics of $\beta_t^{(1)} := \mathbf{s}_{1,t} \odot \mathbf{s}_{1,t} = \mathbf{1}_{S_0} \odot \mathbf{w}_{t+1} \odot \mathbf{w}_{t+1}$, $\beta_t^{(2)} := \mathbf{s}_{2,t} \odot \mathbf{s}_{2,t} = \mathbf{1}_{S_0} \odot \mathbf{v}_{t+1} \odot \mathbf{v}_{t+1}$ and $\beta_{t,S_0} := \mathbf{1}_{S_0} \odot \beta_t$ are obtained as

$$\beta_{t+1}^{(1)} = [\mathbf{1} - \eta(\beta_{t,S_0} - \mu^* \beta^* \odot \mathbf{1}_{S_0} + \mu^* \beta^* \odot \mathbf{1}_{S_0} - \Phi_n \odot \mathbf{1}_{S_0})]^2 \odot \beta_t^{(1)}, \quad (\text{A.14})$$

$$\beta_{t+1}^{(2)} = [\mathbf{1} + \eta(\beta_{t,S_0} - \mu^* \beta^* \odot \mathbf{1}_{S_0} + \mu^* \beta^* \odot \mathbf{1}_{S_0} - \Phi_n \odot \mathbf{1}_{S_0})]^2 \odot \beta_t^{(2)}, \quad (\text{A.15})$$

$$\beta_{t+1,S_0} = \beta_{t+1}^{(1)} - \beta_{t+1}^{(2)}.$$

We denote the i -th entry of $\Phi_n - \mu^* \beta^*$ as ξ_i for all $i \in [p]$. Applying the same proof as in Lemma A.4, with probability at least $1 - 2n^{-1}$, we have $|\xi_i| \leq M_0 \sqrt{\log n/n}$ for all $i \in S$. To simplify the notation, for any $i \in S_0$, we define $\beta'_i := \mu^* \beta_i^* + \xi_i$. Under the assumption that $C_s \geq 2M_0/|\mu^*|$, for any $i \in S_0$, we have

$$|\beta'_i| \geq |\mu^* \beta_i^*| - |\xi_i| \geq C_s \cdot |\mu^*| \cdot \sqrt{\log p/n} - M_0 \sqrt{\log n/n} \geq M_0 \sqrt{\log p/n} > 0.$$

Without loss of generality, here we just analyze entries $i \in S_0$ with $\beta'_i := \mu^* \beta_i^* + \xi_i > 0$. Analysis for the case with $\beta'_i < 0$, $i \in S_0$ is almost the same and is thus omitted. We divide our analysis into three steps.

In specific, in **Step I**, as we initialize $\beta_{0,i} = 0$ for any fixed $i \in S_0$, we prove that after $4 \log(\beta'_i/\alpha^2)/(\eta \beta'_i)$ iterations, we have $\beta_{t,i} \geq \beta'_i/2$. Next, in **Step II**, we quantify the number of iterations required for achieving $\beta_{t,i} \geq \beta'_i - \epsilon$, where $\epsilon = M_0 \sqrt{\log n/n}$. Finally, in **Step III**, we show that, when t is sufficiently large and the stepsize η is sufficiently small, $\beta_{t,i}$ will always stay in the interval $[\beta'_i - \epsilon, \beta'_i]$, which enables us to conclude the proof.

Step I. For any fixed $i \in S_0$, when we have $0 \leq \beta_{t,i} \leq (\mu^* \beta_i^* + \xi_i)/2$, by (A.14) and (A.15), we get geometric increment of $\beta_{t,i}^{(1)}$ and decrement of $\beta_{t,i}^{(2)}$ respectively

$$\beta_{t+1,i}^{(1)} = w_{t+1,i}^2 \geq \left[1 + \frac{\eta(\mu^* \beta_i^* + \xi_i)}{2}\right]^2 \cdot w_{t,i}^2, \quad \beta_{t+1,i}^{(2)} = v_{t+1,i}^2 \leq \left[1 - \frac{\eta(\mu^* \beta_i^* + \xi_i)}{2}\right]^2 \cdot v_{t,i}^2.$$

This first stage ends when our $\beta_{t,i}$ exceeds $(\mu^* \beta_i^* + \xi_i)/2$, our goal in **Step I** is to estimate $t_{i,0}$ that satisfies

$$\beta_{t,i} \geq \left[1 + \frac{\eta(\mu^* \beta_i^* + \xi_i)}{2}\right]^{2t_{i,0}} \cdot \alpha^2 - \left[1 - \frac{\eta(\mu^* \beta_i^* + \xi_i)}{2}\right]^{2t_{i,0}} \cdot \alpha^2 \geq \frac{\mu^* \beta_i^* + \xi_i}{2}.$$

That is, $t_{i,0}$ is the time when $\beta_{t,i}$ first exceeds $(\mu^* \beta_i^* + \xi_i)/2$. It could be hard for us to pinpoint $t_{i,0}$ exactly; instead, we find a sufficient condition for $t_{i,0}$, i.e. when $t \geq t_{i,0}$, we must have $\beta_{t,i} \geq (\mu^* \beta_i^* + \xi_i)/2$. Observe that it is sufficient to solve the following inequality for $t_{i,0}$,

$$\left[1 + \frac{\eta(\mu^* \beta_i^* + \xi_i)}{2}\right]^{2t_{i,0}} \cdot \alpha^2 \geq \frac{\mu^* \beta_i^* + \xi_i}{2} + \alpha^2,$$

which is equivalent to finding $t_{i,0}$ satisfying

$$t_{i,0} \geq T_{i,0} := \frac{1}{2} \log \left(\frac{\mu^* \beta_i^* + \xi_i}{2\alpha^2} + 1 \right) / \log \left(1 + \frac{\eta(\mu^* \beta_i^* + \xi_i)}{2} \right).$$

In the following, we use β'_i to represent $\mu^* \beta_i^* + \xi_i$ for simplicity and we obtain

$$\begin{aligned} T_{i,0} &= \frac{1}{2} \log \left(\frac{\beta'_i}{2\alpha^2} + 1 \right) / \log \left(1 + \frac{\eta\beta'_i}{2} \right) \\ &\leq 2 \log \left(\frac{\beta'_i}{\alpha^2} \right) \cdot \left(1 + \frac{\eta\beta'_i}{2} \right) / (\eta\beta'_i) \leq 4 \log \left(\frac{\beta'_i}{\alpha^2} \right) / (\eta\beta'_i), \end{aligned}$$

where the first inequality follows from $x \log(x) - x + 1 \geq 0$, when $x \geq 0$ as well as our assumption on α , and the second inequality holds due to the assumption on η . Thus, we set $t_{i,0} = 4 \log(\beta'_i/\alpha^2)/\eta\beta'_i$ such that for all $t \geq t_{i,0}$ we get $\beta_{t,i} \geq \beta'_i/2$ for all $i \in S_0$ and we complete the **Step I**.

Step II. Recall that we denote $\beta'_i = \mu^* \beta_i^* + \xi_i$ for notational simplicity. Besides, we define $\epsilon = M_0 \sqrt{\log n/n}$ and $m_{i,1} = \lceil \log_2(\beta'_i/\epsilon) \rceil$ for all $i \in S_0$. For any fixed $i \in S_0$, if there exists some m with $1 \leq m \leq m_{i,1}$ such that $(1 - 1/2^m)\beta'_i \leq \beta_{t,i} \leq (1 - 1/2^{m+1})\beta'_i$, according to (A.14) and (A.15), we obtain

$$w_{t+1,i}^2 \geq \left(1 + \frac{\eta\beta'_i}{2^{m+1}} \right)^2 \cdot w_{t,i}^2, \quad v_{t+1,i}^2 \leq \left(1 - \frac{\eta\beta'_i}{2^{m+1}} \right)^2 \cdot v_{t,i}^2.$$

Note that **Step I** shows that $\beta_{t,i} \geq (1 - 1/2^m)\beta'_i$ for $m = 1$ when $t \geq t_{i,0}$. We define $t_{i,m}$ as the smallest t such that $\beta_{t+t_{i,m},i} \geq (1 - 1/2^{m+1})\beta'_i$. Intuitively, given that the current iterate $\beta_{t,i}$ is sandwiched by $(1 - 1/2^m)\beta'_i$ and $(1 - 1/2^{m+1})\beta'_i$, $t_{i,m}$ characterizes the number of iterations required for the sequence $\{\beta_{t,i}\}_{t \geq 0}$ to exceed $(1 - 1/2^{m+1})\beta'_i$.

In the sequel, we first aim to obtain a sufficient condition for $t_{i,m}$. By construction, $t_{i,m}$ satisfies

$$\beta_{t+t_{i,m},i} \geq w_{t,i}^2 \left(1 + \frac{\eta\beta'_i}{2^{m+1}} \right)^{2t_{i,m}} - \left(1 - \frac{\eta\beta'_i}{2^{m+1}} \right)^{2t_{i,m}} v_{t,i}^2 \geq \left(1 - \frac{1}{2^{m+1}} \right) \beta'_i.$$

We assume for now that $v_{t,i} \leq \alpha$. As we will show in **Step III**, we have $\beta_{t,i} \leq \beta'_i$ for all t . Then, by (A.15), $\{v_{t,i}^2\}_{t \geq 0}$ forms a decreasing sequence and thus is bounded by α^2 . Hence, it suffices to find a $t_{i,m}$ that satisfies

$$t_{i,m} \geq T_{i,m} := \frac{1}{2} \log \left(\frac{(1 - 1/2^{m+1})\beta'_i + \alpha^2}{w_{t,i}^2} \right) / \log \left(1 + \frac{\eta\beta'_i}{2^{m+1}} \right).$$

To get an upper bound of $T_{i,m}$, under the assumption that $w_{t,i}^2 \geq \beta_{t,i} \geq (1 - 1/2^m)\beta'_i$, we obtain

$$\begin{aligned} T_{i,m} &= \frac{1}{2} \log \left(\frac{(1 - 1/2^{m+1})\beta'_i + \alpha^2}{w_{t,i}^2} \right) / \log \left(1 + \frac{\eta\beta'_i}{2^{m+1}} \right) \\ &\leq \frac{1}{2} \log \left(\frac{(1 - 1/2^{m+1})\beta'_i + \alpha^2}{(1 - 1/2^m)\beta'_i} \right) / \left(\frac{\eta\beta'_i/2^{m+1}}{1 + \eta\beta'_i/2^{m+1}} \right) \\ &= \frac{1}{2} \log \left(1 + \frac{1/2^{m+1}}{1 - 1/2^m} + \frac{\alpha^2}{(1 - 1/2^m)\beta'_i} \right) \cdot \left(1 + \eta \frac{1}{2^{m+1}} \beta'_i \right) / \left(\frac{\eta\beta'_i}{2^{m+1}} \right), \end{aligned}$$

where the second inequality follows from $x \log(x) - x + 1 \geq 0$, when $x \geq 0$. By direct calculation, we further get

$$T_{i,m} \leq \left(\frac{1/2^{m+1}}{1 - 1/2^m} + \frac{\alpha^2}{(1 - 1/2^m)\beta'_i} \right) / \left(\frac{\eta\beta'_i}{2^{m+1}} \right) \leq \frac{2}{\eta\beta'_i} + \frac{2^{m+2}\alpha^2}{\eta\beta_i'^2}. \quad (\text{A.16})$$

Recall that we assume $m \leq m_{i,1} = \lceil \log_2(\beta'_i/\epsilon) \rceil$ with $\epsilon = M_0\sqrt{\log n/n}$. Then we have $2^{m+2} \leq 4\beta'_i/\epsilon \leq \sqrt{n/\log n}\beta'_i/M_0$. Meanwhile, under the assumption on the initial value α^2 stated in Theorem 3.2, we have $\alpha^2 \leq M_0^4/p^2$. Then we bound $2^{m+2}\alpha^2/(\eta\beta_i'^2)$ given in (A.16) as

$$\frac{2^{m+2}\alpha^2}{\eta\beta_i'^2} \leq \sqrt{\frac{n}{\log n}} \cdot \frac{M_0^3}{p^2\eta\beta_i'} \leq \frac{1}{\eta\beta_i'}, \quad (\text{A.17})$$

where the second inequality holds when $p \geq (nM_0^6/\log n)^{1/4}$. Combining (A.16) and (A.17), we finally bound $T_{i,m}$ as

$$T_{i,m} \leq \frac{3}{\eta\beta_i'},$$

for any $m \leq m_{i,1}$. Thus, if there exists an $m \leq m_{i,1}$ such that $\beta_{t,i} \in [(1 - 1/2^m)\beta'_i, (1 - 1/2^{m+1})\beta'_i]$, when $t_{i,m} \geq 3/\eta\beta_i'$, we have $\beta_{t+t_{i,m},i} \geq (1 - 1/2^{m+1})\beta'_i$.

Furthermore, by the definition of $m_{i,1}$, we have $\beta'_i/2^{m_{i,1}} \leq \epsilon$, where $\epsilon = M_0\sqrt{\log n/n}$. Therefore, with at most $\sum_{m=0}^{m_{i,1}} T_{i,m}$ iterations, we have $\beta_{t,i} \geq \beta'_i - \epsilon$. By the definition of α and ϵ , we have

$$\sum_{m=0}^{m_{i,1}} T_{i,m} \leq 4 \log \left(\frac{\beta'_i}{\alpha^2} \right) / (\eta\beta'_i) + 3 \left\lceil \log_2 \left(\frac{\beta'_i}{\epsilon} \right) \right\rceil / (\eta\beta'_i) \leq 7 \log \left(\frac{\beta'_i}{\alpha^2} \right) / (\eta\beta'_i). \quad (\text{A.18})$$

Thus, when $t \geq 7 \log(\beta'_i/\alpha^2)/(\eta\beta'_i)$, we have $\beta_{t,i} \geq \beta'_i - \epsilon$.

Now we conclude **Step II**. It remains to characterize the dynamics of $\beta_{t,i}$ when $\beta_{t,i} \geq (1 - 1/2^m)\beta'_i$ with $m > m_1 = \lceil \log_2(\beta'_i/\epsilon) \rceil$, which is handled in the last step of the proof.

Step III. In the following lemma, we prove that, when the stepsize η is sufficiently small, for any $i \in S$, absolute value of $\beta_{t,i}$ keeps increasing as t grows but never exceed $|\beta'_i|$.

Lemma A.5. When the stepsize η satisfies $0 < \eta \leq 1/[12(C_{\min}^{-1/2}|\mu^*| + M_0)]$, we have $|\beta_{t+1,i}| \geq |\beta_{t,i}|$ and $|\beta_{t,i}| \leq |\beta'_i|$ for all $t \geq 0$ and $i \in S$.

Proof. See §A.1.5 for the detailed proof. \square

By Lemma A.5 and (A.18), by setting $\eta \leq 1/[12(|\mu^*| + M_0)]$, for any $t \geq 7 \log(\beta'_i/\alpha^2)/(\eta\beta'_i)$, we have $\beta'_i - \epsilon \leq \beta_{t,i} \leq \beta'_i$, where we denote $\epsilon = M_0\sqrt{\log n/n}$. Meanwhile, recall that $\beta'_i = \mu^*\beta_i^* + \xi_i$ for all $i \in [p]$, where $|\xi_i| \leq M_2\sqrt{\log p/n}$ by Lemma A.4. Thus, by the construction of S_0 , for any $i \in S_0$, we have $|\mu^*|s_m - M_0\sqrt{\log p/n} \leq |\beta'_i| \leq C_{\min}^{-1/2}|\mu^*| + M_0$. Hence, for all $i \in S_0$, with probability at least $1 - 2n^{-1}$, as long as

$$t \geq 7/(\eta \cdot (|\mu^*|s_m - M_0\sqrt{\log p/n})) \cdot \log((C_{\min}^{-1/2}|\mu^*| + M_0)/\alpha^2),$$

we have

$$0 < \mu^*\beta_i^* - 2\epsilon \leq \beta_{t,i} \leq \mu^*\beta_i^* + \epsilon,$$

where $\epsilon = M_0\sqrt{\log n/n}$. Here, $\mu^*\beta_i^* - 2\epsilon > 0$ follows from the construction of C_s . Then by the definition of α , when $p \geq M_0^2(C_{\min}^{-1/2}|\mu^*| + M_0)$, we have $\alpha \leq 1/(C_{\min}^{-1/2}|\mu^*| + M_0)$ and

$$\log((C_{\min}^{-1/2}|\mu^*| + M_0)/\alpha^2) \leq 3 \log(1/\alpha).$$

Then for all $t \geq 21/[\eta(|\mu^*|s_m - M_0\sqrt{\log p/n})] \cdot \log(1/\alpha)$, we have $|\beta_{t,i} - \mu^*\beta_i^*| \leq 2\epsilon$ for all $i \in S_0$. Thus, we conclude that, with probability at least $1 - 2n^{-1}$, for all t satisfying

$$t \geq 21/[\eta(|\mu^*|s_m - M_0\sqrt{\log p/n})] \cdot \log(1/\alpha),$$

we have

$$\|\beta_t \odot \mathbf{1}_{S_0} - \mu^*\beta^* \odot \mathbf{1}_{S_0}\|_\infty \leq 2M_0\sqrt{\log n/n}.$$

Therefore, we conclude the proof of Lemma A.2. \square

A.1.3 Proof of Lemma A.3

Proof. The conclusion in Lemma A.3 follows directly from our conclusion in Lemma A.5, where we prove

$$\|\beta_t \odot \mathbf{1}_{S_1}\|_\infty \leq \max_{i \in S_1} |\beta'_i| \leq (C_s|\mu^*| + M_0) \cdot \sqrt{\frac{\log p}{n}}.$$

Then combining the definition of $S_1 := \{i : |\beta_i^*| \leq C_s\sqrt{\log p/n}\}$, we finish the proof of Lemma A.3. \square

A.1.4 Proof of Lemma A.4

Proof. By our definition of Φ_n , we have

$$\begin{aligned} \|\Phi_n - \mathbb{E}[\Phi_n]\|_\infty &= \left\| \frac{1}{n} \sum_{i=1}^n S(\mathbf{x}_i)y_i - \frac{1}{n} \sum_{i=1}^n \mathbb{E}[S(\mathbf{x}_i)y_i] \right\|_\infty \\ &\leq \left\| \frac{1}{n} \sum_{i=1}^n S(\mathbf{x}_i)f(\mathbf{x}_i^\top \beta^*) - \frac{1}{n} \sum_{i=1}^n \mathbb{E}[S(\mathbf{x}_i)f(\mathbf{x}_i^\top \beta^*)] \right\|_\infty + \left\| \frac{1}{n} \sum_{i=1}^n S(\mathbf{x}_i)\epsilon_i \right\|_\infty. \end{aligned}$$

For simplicity, we denote $f(\mathbf{x}_j^\top \beta^*)$ as $f_j, j \in [n]$ and the i -th row of $\frac{1}{n} \sum_{i=1}^n S(\mathbf{x}_i)f_i - \frac{1}{n} \sum_{i=1}^n \mathbb{E}[S(\mathbf{x}_i)f_i]$ as $W_i, i \in [p]$. Then we get the expression of W_i as

$$W_i = \frac{S(\mathbf{x}_1)_i f_1 + \cdots + S(\mathbf{x}_n)_i f_n}{n} - \mathbb{E} \left[\frac{S(\mathbf{x}_1)_i f_1 + \cdots + S(\mathbf{x}_n)_i f_n}{n} \right],$$

which can be regarded as a concentration of n i.i.d. sub-exponential variables with sub-exponential norm

$$\|S(\mathbf{x}_1)_i f_1 - \mathbb{E}[S(\mathbf{x}_1)_i f_1]\|_{\psi_1} \leq \sup_i \|S(\mathbf{x}_1)_i\|_{\psi_2} \|f_1\|_{\psi_2} := \|f_1\|_{\psi_2} / \sqrt{C_{\min}} := K.$$

After applying Bernstein inequality given in Corollary 2.8.3 of Vershynin (2018), we have

$$\mathbb{P} \left(\max_{i \in [p]} |W_i| \geq t \right) \leq 2 \exp \left(-c \min \{t^2/K^2, t/K\} \cdot n + \log p \right), \quad (\text{A.19})$$

in which c is a universal constant. We further set $t = K\sqrt{2\log p/(cn)}$ in (A.19), then we claim

$$\max_{i \in [p]} |W_i| \leq K\sqrt{\frac{2\log p}{cn}}$$

holds with probability $1 - p^{-1}$. Similarly, we also get $\|n^{-1} \sum_{i=1}^n S(\mathbf{x}_i) \epsilon_i\|_\infty \leq \sigma\sqrt{2\log p/(cn)}/\sqrt{C_{\min}}$, with probability $1 - p^{-1}$. After denoting $2\sqrt{2/c} \cdot \max\{\|f\|_{\psi_2}, \sigma\}/\sqrt{C_{\min}}$ as M_0 , we obtain that

$$\|\Phi_n - \mathbb{E}[\Phi_n]\|_\infty \leq M_0\sqrt{\frac{\log p}{n}}$$

holds with probability $1 - 2p^{-1}$. Thus, we conclude the proof of Lemma A.4. \square

A.1.5 Proof of Lemma A.5

Proof. Without loss of generality, we assume $\beta'_i > 0$. First, we prove that $\beta_{t,i} \leq \beta_{t+1,i}$ holds for all $t \geq 0$ and $i \in S$ when $0 \leq \beta_{t,i} < \beta'_i$.

For any fixed $i \in S$, there exists an $m_2 \geq 0$ such that we have $(1 - 1/2^{m_2})\beta'_i \leq \beta_{t,i} \leq (1 - 1/2^{m_2+1})\beta'_i$. Then by (A.14) and (A.15) we obtain a lower bound of $\beta_{t+1,i}$ as

$$\begin{aligned} \beta_{t+1,i} &= w_{t+1,i}^2 - v_{t+1,i}^2 \geq \left(1 + \frac{\eta\beta'_{t,i}}{2^{m_2+1}}\right)^2 w_{t,i}^2 - \left(1 - \frac{\eta\beta'_{t,i}}{2^{m_2+1}}\right)^2 v_{t,i}^2 \\ &= w_{t,i}^2 + \frac{\eta\beta'_{t,i}w_{t,i}^2}{2^{m_2}} + \frac{\eta^2\beta'^2_{t,i}w_{t,i}^2}{2^{m_2+2}} - v_{t,i}^2 + \frac{\eta\beta'_{t,i}v_{t,i}^2}{2^{m_2}} - \frac{\eta^2\beta'^2_{t,i}v_{t,i}^2}{2^{m_2+2}} \geq w_{t,i}^2 - v_{t,i}^2 = \beta_{t,i}. \end{aligned}$$

We get $\eta\beta'_i v_{t,i}^2/2^{m_2} - \eta^2\beta'^2_{t,i}v_{t,i}^2/2^{m_2+2} \geq 0$ as long as $\eta\beta'_i \leq 4$. In addition, we know $|\beta'_i| \leq |\mu^*\beta_i^*| + M_0$ for all $i \in S$ and M_0 given in Lemma A.4. Moreover, we obtain $\max_{i \in S} |\beta_i^*| \leq C_{\min}^{-1/2} \|\Sigma\beta^*\|_2 = C_{\min}^{-1/2}$, so if we set $\eta \leq 4/(C_{\min}^{-1/2}|\mu^*| + M_0)$, we then have the inequality hold for all $i \in S$.

For the second part of Lemma A.5, we prove $\beta_{t,i} \leq \beta'_i$ for all $t \geq 0, i \in S$ by induction. First, for any fixed $i \in S$ we know $0 = \beta_{0,i} < \beta'_i$ and we assume $\beta_{t',i} \leq \beta'_i$ for all $0 \leq t' \leq t$. Then, we will verify this conclusion also holds for step $t+1$. Without loss of generality, for the t -th iterate $\beta_{t,i}$, we assume that

$$\left(1 - \frac{1}{2^{m_2}}\right)\beta'_i \leq \beta_{t,i} \leq \left(1 - \frac{1}{2^{m_2+1}}\right)\beta'_i, \quad (\text{A.20})$$

holds for some $m_2 \geq 0$. According to equation $\beta_{t,i} = w_{t,i}^2 - v_{t,i}^2$ and (A.20), we further have

$$\left(1 - \frac{1}{2^{m_2}}\right)\beta'_i \leq w_{t,i}^2 \leq \left(1 - \frac{1}{2^{m_2+1}}\right)\beta'_i + v_{t,i}^2.$$

Following updates of $w_{t,i}^2$ and $v_{t,i}^2$ given in (A.14) and (A.15), we obtain an upper bound of $w_{t+1,i}^2$ as well as a lower bound of $v_{t+1,i}^2$ as

$$\begin{aligned} w_{t+1,i}^2 &\leq \left(1 + \frac{\eta\beta'_i}{2^{m_2}}\right)^2 \cdot w_{t,i}^2 \leq \left(1 + \frac{\eta\beta'_i}{2^{m_2-1}} + \frac{\eta^2\beta'^2_i}{2^{2m_2}}\right) \cdot \left[\left(1 - \frac{1}{2^{m_2+1}}\right)\beta'_i + v_{t,i}^2\right], \\ v_{t+1,i}^2 &\geq \left(1 - \frac{\eta\beta'_i}{2^{m_2}}\right)^2 \cdot v_{t,i}^2 = \left(1 - \frac{\eta\beta'_i}{2^{m_2-1}} + \frac{\eta^2\beta'^2_i}{2^{2m_2}}\right) \cdot v_{t,i}^2. \end{aligned}$$

Then we further get an upper bound of $\beta_{t+1,i}$ as

$$\begin{aligned}\beta_{t+1,i} &= w_{t+1,i}^2 - v_{t+1,i}^2 \\ &\leq \left(1 - \frac{1}{2^{m_2+1}}\right) \beta'_i + \frac{\eta \beta_i'^2}{2^{m_2-1}} + \frac{\eta \beta_i' v_{t,i}^2}{2^{m_2-2}} + \left(1 - \frac{1}{2^{m_2+1}}\right) \frac{\eta^2 \beta_i'^3}{2^{2m_2}}.\end{aligned}\quad (\text{A.21})$$

By the updating rule on $v_{t,i}^2$ given in (A.15), we obtain that as long as $\beta_{t',i} \leq \beta'_i$ for all $t' \leq t$, we always have $v_{t,i}^2 \leq \alpha^2$. Then our goal is to make sure

$$\frac{\eta \beta_i'^2}{2^{m_2-1}} + \frac{\eta \beta_i' v_{t,i}^2}{2^{m_2-2}} + \left(1 - \frac{1}{2^{m_2+1}}\right) \cdot \frac{\eta^2 \beta_i'^3}{2^{2m_2}} \leq \frac{\beta_i'}{2^{m_2+1}}, \quad (\text{A.22})$$

in order to prove $\beta_{t+1,i} \leq \beta'_i$. Thus, when $p \geq 2M_0^4/(C_{\min}^{-1/2}|\mu^*| + M_0)$ and after setting $\eta \leq 1/[12(C_{\min}^{-1/2}|\mu^*| + M_0)]$ in (A.21), we have every element at the left hand side of (A.22) is smaller than $\beta_i'/(3 \cdot 2^{m_2+1})$, so (A.22) is satisfied for all $i \in S$ and we have $\beta_{t+1,i} \leq \beta'_i$ for all $i \in S$. Thus, we have finished our proof of the second part in Lemma A.5 above. \square

A.2 Proof of Theorem 3.4

Proof. In this subsection, we will prove our results on the MSE of kernel regression with gaussian covariates. As a reminder, in §3.1.3 we define $Z^* = \mathbf{x}^\top \beta^*$, $Z = \mathbf{x}^\top \hat{\beta}$ and $Z_i = \mathbf{x}_i^\top \hat{\beta}$, and event $\{Z, |Z - \mu^\top \hat{\beta}| \leq R\}$, where $R = 2\sqrt{\log n}$ and \mathbf{x} is a new observation. We further define our prediction function $\hat{g}(Z)$ as

$$\hat{g}(Z) = \begin{cases} \frac{\sum_{i=1}^n y_i K_h(Z - Z_i)}{\sum_{i=1}^n K_h(Z - Z_i)}, & |Z - \mu^\top \hat{\beta}| \leq R, \\ 0, & \text{otherwise} \end{cases} \quad (\text{A.23})$$

in which we assume $0/0 = 0$. Note that $Z - \mu^\top \hat{\beta}$ is a random variable which follows standard Gaussian distribution under our settings given in §3.1.3, then we get a tail bound for Z as

$$\mathbb{P}(|Z - \mu^\top \hat{\beta}| \geq t) = 2 \exp(-t^2/2) \quad (\text{A.24})$$

In other words, by letting $t = 2\sqrt{\log n}$ in (A.24), with probability $1 - 2/n^2$, we have $|Z - \mu^\top \hat{\beta}| \leq 2\sqrt{\log n}$. Next, we separate our prediction error into two parts

$$\mathbb{E}[(\hat{g}(Z) - f(Z^*))^2] = \underbrace{\mathbb{E}\left[(\hat{g}(Z) - f(Z^*))^2 \cdot \mathbb{I}_{\{|Z - \mu^\top \hat{\beta}| \leq R\}}\right]}_{\text{(I)}} + \underbrace{\mathbb{E}\left[(\hat{g}(Z) - f(Z^*))^2 \cdot \mathbb{I}_{\{|Z - \mu^\top \hat{\beta}| > R\}}\right]}_{\text{(II)}}.$$

For term (II), by our definition of $\hat{g}(Z)$ given in (A.23), we have

$$\begin{aligned}\mathbb{E}\left[(\hat{g}(Z) - f(Z^*))^2 \mathbb{I}_{\{|Z - \mu^\top \hat{\beta}| > R\}}\right] &\leq 2\mathbb{E}\left[f(Z^*)^2 \mathbb{I}_{\{|Z - \mu^\top \hat{\beta}| > R\}}\right] \\ &\leq 2\sqrt{\mathbb{E}[f(Z^*)^4]} \sqrt{\mathbb{P}(|Z - \mu^\top \hat{\beta}| > R)} \lesssim \|f\|_{\psi_2} \cdot \frac{1}{n},\end{aligned}$$

where the second inequality follows from Cauchy-Schwartz Theorem. In addition, the third inequality above is given by our assumption on $f(Z^*)$, in which we assumed $f(Z^*)$ is a sub-Gaussian random variable with variance proxy $\|f\|_{\psi_2}$.

For term **(I)**, we further separate it into **(III)** and **(IV)** which are regarded as integrated mean square error and approximation error respectively.

$$\begin{aligned} \textbf{(I)} = & \underbrace{\mathbb{E} \left[(\hat{g}(Z) - g(Z))^2 \mathbb{I}_{\{|Z - \mu^\top \hat{\beta}| \leq R\}} \right]}_{\textbf{(III):(MSE)}} + \underbrace{\mathbb{E} \left[(g(Z) - f(Z^*))^2 \mathbb{I}_{\{|Z - \mu^\top \hat{\beta}| \leq R\}} \right]}_{\textbf{(IV):(Approximation error)}}. \end{aligned} \quad (\text{A.25})$$

For **(III)** (MSE), we define $g_0(Z)$ as

$$g_0(Z) = \frac{\sum_{i=1}^n g(Z_i) K_h(Z - Z_i)}{\sum_{i=1}^n K_h(Z - Z_i)}.$$

Then we see **(III)** can also be controlled by two terms, namely variance and bias of our approximation

$$\begin{aligned} \textbf{(III)} \leq & \underbrace{2 \mathbb{E} \left[(\hat{g}(Z) - g_0(Z))^2 \mathbb{I}_{\{|Z - \mu^\top \hat{\beta}| \leq R\}} \right]}_{\textbf{(V):(Variance)}} + \underbrace{2 \mathbb{E} \left[(g_0(Z) - g(Z))^2 \mathbb{I}_{\{|Z - \mu^\top \hat{\beta}| \leq R\}} \right]}_{\textbf{(VI):(Bias)}}. \end{aligned} \quad (\text{A.26})$$

Combining (A.25) and (A.26), we see that the ℓ_2 -risk can be bounded by a sum of the approximation error, bias, and variance. In the sequel, we bound these three terms separately.

Step I: Approximation error. By our settings in §3.1.3, both $Z - \mu^\top \hat{\beta}$ and $Z^* - \mu^\top \beta^*$ are standard Gaussian random variables. Moreover, we have

$$\begin{aligned} Z^* &= \mu^\top \beta^* + \langle \Sigma^{1/2} \hat{\beta}, \Sigma^{1/2} \beta^* \rangle \cdot (Z - \mu^\top \hat{\beta}) + \sqrt{1 - \langle \Sigma^{1/2} \hat{\beta}, \Sigma^{1/2} \beta^* \rangle^2} \cdot \zeta \\ &:= \cos \alpha \cdot Z + \sin \alpha \cdot \zeta + \mu^\top \beta^* - \cos \alpha \cdot \mu^\top \hat{\beta}, \end{aligned}$$

where $\alpha \in [0, \pi/2]$ and $\zeta \sim N(0, 1)$ is independent of Z . In addition, by Assumption 3.1-(a) and (3.7), it holds that

$$\sin \alpha^2 = 1 - \langle \Sigma^{1/2} \hat{\beta}, \Sigma^{1/2} \beta^* \rangle^2 = o(n^{-2/3}).$$

Thus, the single index model can be equivalently written as

$$Y = f(Z^*) + \epsilon, \quad Z^* = \cos \alpha \cdot (Z - \mu^\top \hat{\beta}) + \sin \alpha \cdot \zeta + \mu^\top \beta^*. \quad (\text{A.27})$$

For simplicity, we denote $\tilde{Z}(z)$ as $\tilde{Z}(z) = \cos \alpha \cdot (z - \mu^\top \hat{\beta}) + \mu^\top \beta^*$. Then, according to (A.27), the regression function is given by

$$g(z) = \mathbb{E}[Y | Z = z] = \mathbb{E}[f(\tilde{Z}(z) + \sin \alpha \cdot \zeta) | Z = z] = \int_{\mathbb{R}} f(\tilde{Z}(z) + \sin \alpha \cdot \zeta) \cdot \phi(\zeta) d\zeta, \quad (\text{A.28})$$

where ϕ is the density of the standard Gaussian distribution. To bound the approximation error **(IV)**, we first use $f(\cos \alpha \cdot (Z - \mu^\top \hat{\beta}) + \mu^\top \beta^*)$ to approximate $f(Z^*)$ as well as $g(Z)$. For simplicity,

we denote \tilde{Z} as $\tilde{Z} = \cos \alpha \cdot (Z - \mu^\top \hat{\beta}) + \mu^\top \beta^*$ with $\cos \alpha = \langle \Sigma^{1/2} \beta^*, \Sigma^{1/2} \hat{\beta} \rangle$, then the approximation error is bounded as

$$\mathbb{E} \left[(f(Z^*) - g(Z))^2 \mathbb{I}_{\{|Z - \mu^\top \hat{\beta}| \leq R\}} \right] \quad (\text{A.29})$$

$$\leq 2\mathbb{E} \left[\{f(Z^*) - f(\tilde{Z})\}^2 \mathbb{I}_{\{|Z - \mu^\top \hat{\beta}| \leq R\}} \right] + 2\mathbb{E} \left[(f(\tilde{Z}) - g(Z))^2 \mathbb{I}_{\{|Z - \mu^\top \hat{\beta}| \leq R\}} \right], \quad (\text{A.30})$$

For the first term on the right-hand side of (A.30), by Taylor expansion we have

$$f(Z^*) - f(\tilde{Z}) = f(\tilde{Z} + \sin \alpha \cdot \zeta) - f(\tilde{Z}) = f'(\tilde{Z} + t_1 \sin \alpha \cdot \zeta) \cdot \sin \alpha \cdot \zeta,$$

which implies that

$$\begin{aligned} & \mathbb{E} \left[(f(Z^*) - f(\tilde{Z}))^2 \mathbb{I}_{\{|Z - \mu^\top \hat{\beta}| \leq R\}} \right] \\ &= \sin^2 \alpha \int_{|Z - \mu^\top \hat{\beta}| \leq R} \int_{\mathbb{R}} f'^2(\tilde{Z} + t_1(Z, \zeta) \sin \alpha \cdot \zeta) \zeta^2 \phi(\zeta) d\zeta dF(Z) \lesssim \sin^2 \alpha, \end{aligned} \quad (\text{A.31})$$

where $t_1(Z, \zeta)$ is a constant lines in $[0, 1]$ which depends on Z, ζ . For (A.31) given above, we utilize Assumption 3.3. For the second term, by the definition of g given in (A.28) we have

$$\begin{aligned} |f(\tilde{Z}) - g(Z)| &= \left| f(\tilde{Z}) - \int_{\mathbb{R}} f(\tilde{Z} + \sin \alpha \cdot \zeta) \phi(\zeta) d\zeta \right| \\ &= \left| \sin \alpha \cdot \int_{\mathbb{R}} f'(\tilde{Z} + t_2(Z, \zeta) \sin \alpha \cdot \zeta) \zeta \phi(\zeta) d\eta \right|, \end{aligned}$$

which implies that

$$\begin{aligned} & \mathbb{E} \left[(f(\tilde{Z}) - g(Z))^2 \mathbb{I}_{\{|Z - \mu^\top \hat{\beta}| \leq R\}} \right] \\ & \leq \sin^2 \alpha \int_{|Z - \mu^\top \hat{\beta}| \leq R} \left(\int_{\mathbb{R}} f'(\tilde{Z} + t_2(Z, \zeta) \sin \alpha \cdot \zeta) \zeta \phi(\zeta) d\zeta \right)^2 dF(Z) \\ & \leq \sin^2 \alpha \int_{|Z - \mu^\top \hat{\beta}| \leq R} \int_{\mathbb{R}} f'^2(\tilde{Z} + t_2(Z, \zeta) \sin \alpha \cdot \zeta) \zeta^2 \phi(\zeta) d\zeta dF(Z) \lesssim \sin^2 \alpha. \end{aligned} \quad (\text{A.32})$$

Combining (A.29), (A.31), and (A.32) we bound the approximation error term by

$$(\text{IV}) = \mathbb{E} \left[(f(Z^*) - g(Z))^2 \mathbb{I}_{\{|Z - \mu^\top \hat{\beta}| \leq R\}} \right] \lesssim \sin^2 \alpha \lesssim o(n^{-2/3}). \quad (\text{A.33})$$

Next, we control the strength of term (V), which is regarded as the variance of our approximation.

Step II: Variance control. For term (V), by definition, we obtain

$$(\text{V}) = \int_{|Z - \mu^\top \hat{\beta}| \leq R} \int \mathbb{E} \left[(\hat{g}(Z) - g_0(Z))^2 \mid Z_1, \dots, Z_n \right] dF(Z_1, \dots, Z_n) dF(Z).$$

For any fixed Z , we let $B_n(z) := \{Z : nP_n(B(Z, h)) > 0\}$, where $\mathbb{P}_n(B(Z, h)) = \frac{1}{n} \sum_{i=1}^n \mathbb{I}_{(\|Z_i - Z\|_2 \leq h)}$. Then we further have

$$\begin{aligned} \mathbb{E} \left[(\hat{g}(Z) - g_0(Z))^2 \mid Z_1, \dots, Z_n \right] &= \mathbb{E} \left[\left[\frac{\sum_{i=1}^n (y_i - g(z_i)) \mathbb{I}_{\{\|Z_i - Z\|_2 \leq h\}}}{\sum_{i=1}^n \mathbb{I}_{\{\|Z_i - Z\|_2 \leq h\}}} \right]^2 \mid Z_1, \dots, Z_n \right] \\ &= \frac{\sum_{i=1}^n \text{Var}(Y_i \mid Z_i) \mathbb{I}_{\{\|Z_i - Z\|_2 \leq h\}}}{n^2 \mathbb{P}_n(B(Z, h))^2} \leq \frac{\sigma^2}{n \mathbb{P}_n(B(Z, h))} \cdot \mathbb{I}_{B_n(Z)}. \end{aligned}$$

For the last inequality, we have that $\text{Var}(Y_i | Z_i) \leq \mathbb{E}[Y_i^2 | Z_i] \leq \sigma^2 \lesssim \text{polylog}(n)$ holds by our following Lemma A.6-(ii).

Lemma A.6. Under our settings given in §3.1.3, under Assumption 3.3, the following arguments hold true.

- (i). $g(z)$ function defined in (A.28) is Lipschitz over area $\{|z - \mu^\top \hat{\beta}| \leq R\}$, whose Lipschitz constant L is bounded by $\text{poly}(R)$.
- (ii). The variance of Y given $Z = z$ with $|z - \mu^\top \hat{\beta}| \leq R + h, h = o(1)$ is bounded by $\text{poly}(R)$.
- (iii). $\sup_{|z - \mu^\top \hat{\beta}| \leq R} g(z) \leq \text{poly}(R)$.

Proof. See §A.2.1 for a detailed proof. □

So we obtain

$$(\mathbf{V}) \leq \int_{|Z - \mu^\top \hat{\beta}| \leq R} \int \frac{\sigma^2 \mathbb{I}_{B_n(Z)}}{n \mathbb{P}_n(B(Z, h))} dF(Z_1, \dots, Z_n) dF(Z).$$

As we have $n \mathbb{P}_n(B(Z, h)) = \sum_{i=1}^n \mathbb{I}_{(\|Z_i - Z\|_2 \leq h)} \sim \text{Binomial}(n, q)$, with $q = \mathbb{P}(Z_1 \in B(Z, h))$, we then obtain

$$\begin{aligned} \int \frac{\sigma^2 \mathbb{I}_{B_n(Z)}}{n \mathbb{P}_n(B(Z, h))} dF(Z_1, \dots, Z_n) &= \int \frac{\sigma^2 \mathbb{I}_{B_n(Z)}}{n \mathbb{P}_n(B(Z, h))} dF(Z_1, \dots, Z_n) \\ &= \mathbb{E} \left[\frac{\sigma^2 \mathbb{I}_{(n \mathbb{P}_n(B(Z, h)) > 0)}}{n \mathbb{P}_n(B(Z, h))} \right] \leq \frac{2\sigma^2}{nq}. \end{aligned}$$

The last inequality follows from Lemma 4.1 in Györfi et al. (2002). Then we further get an upper bound for (\mathbf{V}) as

$$(\mathbf{V}) \leq 2\sigma^2 \int_{|Z - \mu^\top \hat{\beta}| \leq R} \frac{dF(Z)}{n \mathbb{P}(Z_1 \in B(Z, h))}.$$

As $\{|Z - \mu^\top \hat{\beta}| \leq R\}$ is a bounded area, we choose x_1, \dots, x_m such that $\{|Z - \mu^\top \hat{\beta}| \leq R\}$ is covered by $\cup_{j=1}^M B(x_j, h/2)$ with $M \leq cR/h$. Then we finally bound term (\mathbf{V}) as

$$\begin{aligned} (\mathbf{V}) &\leq 2\sigma^2 \int_{|Z - \mu^\top \hat{\beta}| \leq R} \frac{dF(Z)}{n \mathbb{P}(B(Z, h))} \leq \sum_{j=1}^M 2\sigma^2 \int \frac{\mathbb{I}_{\{Z \in B(x_j, h/2)\}} dF(Z)}{n \mathbb{P}(B(Z, h))} \\ &\leq \sum_{j=1}^M 2\sigma^2 \int \frac{\mathbb{I}_{\{Z \in B(x_j, h/2)\}} dF(Z)}{n \mathbb{P}(B(x_j, h/2))} \leq \frac{2\sigma^2 M}{n} \leq \frac{C\sigma^2 R}{nh}. \end{aligned} \tag{A.34}$$

In the next step, we will get an upper bound for the bias term of our approximation.

Step III: Bias control. For term (\mathbf{VI}) , we first bound the difference between $g_0(Z)$ and $g(Z)$

$$|g_0(Z) - g(Z)|^2 = \left| \frac{\sum_{i=1}^n (g(Z_i) - g(Z)) K_h(Z - Z_i)}{\sum_{i=1}^n K_n(Z - Z_i)} \right|^2 \leq L^2 h^2 + g^2(Z) \cdot \mathbb{I}_{B_n(Z)^c},$$

where the last inequality follows from Lemma A.6-(i), which yields g is a Lipschitz function with Lipschitz constant L bounded by $\text{polylog}(n)$. Then we obtain

$$\begin{aligned}
& \mathbb{E} \left[|g_0(Z) - g(Z)|^2 \mathbb{I}_{\{|Z - \mu^\top \hat{\beta}| \leq R\}} \right] \\
& \leq L^2 h^2 + \int_{|Z - \mu^\top \hat{\beta}| \leq R} g^2(Z) \mathbb{E} [\mathbb{I}_{B_n(Z)^c}] dF(Z) \\
& \leq L^2 h^2 + \sup_{|Z - \mu^\top \hat{\beta}| \leq R} g^2(Z) \int_{|Z - \mu^\top \hat{\beta}| \leq R} [1 - \mathbb{P}(Z_1 \in B(Z, h))]^n dF(Z) \\
& \leq L^2 h^2 + \sup_{|Z - \mu^\top \hat{\beta}| \leq R} g^2(Z) \int_{|Z - \mu^\top \hat{\beta}| \leq R} \exp(-n\mathbb{P}(Z_1 \in B(Z, h))) \cdot \frac{n\mathbb{P}(Z_1 \in B(Z, h))}{n\mathbb{P}(Z_1 \in B(Z, h))} dF(Z) \\
& \leq L^2 h^2 + \sup_{|Z - \mu^\top \hat{\beta}| \leq R} g^2(Z) \sup_u \{ue^{-u}\} \int_{|Z - \mu^\top \hat{\beta}| \leq R} \frac{dF(Z)}{n\mathbb{P}(B(Z, h))} \\
& \leq L^2 h^2 + \frac{\text{polylog}(n)}{nh}.
\end{aligned} \tag{A.35}$$

The last inequality (A.35) also follows from our Lemma A.6-(iii). Thus, combining our conclusions from (A.33), (A.34) and (A.35), and by letting $h = n^{-1/3}$, we bound the ℓ_2 -error as

$$\mathbb{E} [(\hat{g}(Z) - f(Z^*))^2] \lesssim \frac{\text{polylog}(n)}{n^{2/3}},$$

which concludes the proof of Theorem 3.4. \square

A.2.1 Proof of Lemma A.6

Proof. For term (i), by mean value theorem, we have

$$\begin{aligned}
& |g(z_1) - g(z_2)| \\
& \leq \left\{ \int_{\mathbb{R}} |f'(\cos \alpha \cdot [z_1 - \mu^\top \hat{\beta} + t(\zeta) \cdot (z_2 - z_1)] + \sin \alpha \cdot \zeta + \mu^\top \beta^*)| \cdot \phi(\zeta) d\zeta \right\} \cdot |z_1 - z_2|, \tag{A.36}
\end{aligned}$$

where $t(\zeta)$ is a constant inside $[0, 1]$ that depends on ζ . Here, if $\alpha_1 \leq 1$, the right hand side of (A.36) is bounded as

$$\begin{aligned}
& \left\{ \int_{\mathbb{R}} |f'(\cos \alpha \cdot [z_1 - \mu^\top \hat{\beta} + t(\zeta) \cdot (z_2 - z_1)] + \sin \alpha \cdot \zeta + \mu^\top \beta^*)| \phi(\zeta) d\zeta \right\} \cdot |z_1 - z_2| \\
& \leq \left\{ \int_{\mathbb{R}} C + |\cos \alpha \cdot [z_1 - \mu^\top \hat{\beta} + t(\zeta) \cdot (z_2 - z_1)] + \sin \alpha \cdot \zeta + \mu^\top \beta^*|^{\alpha_1} \phi(\zeta) d\zeta \right\} \cdot |z_1 - z_2| \\
& \leq (C + 1) \cdot |z_1 - z_2| + \left\{ \int_{\mathbb{R}} |\cos \alpha \cdot [z_1 - \mu^\top \hat{\beta} + t(\zeta) \cdot (z_2 - z_1)] + \sin \alpha \cdot \zeta + \mu^\top \beta^*| \phi(\zeta) d\zeta \right\} \cdot |z_1 - z_2| \\
& \leq (C + 1 + R \cdot |\cos \alpha| + \mu^\top \beta^*) \cdot |z_1 - z_2| + |\sin \alpha| \cdot |z_1 - z_2| \cdot \int_{\mathbb{R}} |\zeta| \phi(\zeta) d\zeta \\
& \leq (C_1 + R) \cdot |z_1 - z_2|,
\end{aligned}$$

in which C_1 is a constant. The second inequality follows from $|x|^{\alpha_1} \leq 1 + |x|$ with $\alpha_1 \leq 1$. The third inequality follows from $|\cos \alpha \cdot [z_1 - \mu^\top \hat{\beta} + t(\zeta) \cdot (z_2 - z_1)]| \leq R \cdot |\cos \alpha|$ by definition of z_1 and z_2 .

In addition, if $\alpha_1 > 1$, by Assumption 3.3, i.e. $|f'(x)| \leq C + |x|^{\alpha_1}$ and the convexity property of function $f(x) = |x|^{\alpha_1}$, we then have

$$\begin{aligned} & \left\{ \int_{\mathbb{R}} |f'(\cos \alpha \cdot [z_1 - \mu^\top \hat{\beta} + t(\zeta) \cdot (z_2 - z_1)] + \sin \alpha \cdot \zeta + \mu^\top \beta^*)| \phi(\zeta) d\zeta \right\} \cdot |z_1 - z_2| \\ & \leq [C + 3^{\alpha_1-1} |\cos \alpha|^{\alpha_1} R^{\alpha_1} + 3^{\alpha_1-1} (\mu^\top \beta^*)^{\alpha_1}] \cdot |z_1 - z_2| + 3^{\alpha_1-1} |\sin \alpha|^{\alpha_1} \cdot |z_1 - z_2| \cdot \int_{\mathbb{R}} |\zeta|^{\alpha_1} \phi(\zeta) d\zeta \\ & \leq (C_2 + 3^{\alpha_1-1} R^{\alpha_1}) \cdot |z_1 - z_2|. \end{aligned}$$

The first inequality follows from inequality $[(x + y + z)/3]^{\alpha_1} \leq [x^{\alpha_1} + y^{\alpha_1} + z^{\alpha_1}]/3$ with $\alpha_1 > 1$. Thus, we claim that our g function is Lipschitz over area $\{|z - \mu^\top \hat{\beta}| \leq R\}$.

For terms (ii) and (iii), by definitions, we know

$$\begin{aligned} \text{Var}(Y | Z = z) & \leq \mathbb{E}[Y^2 | Z = z] \leq \int_{\mathbb{R}} f^2(\tilde{Z}(z) + \sin \alpha \cdot \zeta) \phi(\zeta) d\zeta + \sigma^2, \text{ and} \\ g(z) & = \mathbb{E}[Y | Z = z] = \int_{\mathbb{R}} f(\tilde{Z} + \sin \alpha \cdot \zeta) \cdot \phi(\zeta) d\zeta. \end{aligned}$$

in which σ^2 denotes the variance of ϵ . By our assumption on f given in Assumption 3.3, after following similar procedures given by us of proving part (i), we claim our conclusion for terms (ii) and (iii). \square

A.3 Proof of Theorem 3.6

Proof. The proof of Theorem 3.6 is almost the same with the proof of Theorem 3.2. The major differences between them are two folds. Firstly, we need to replace the estimator $\Phi_n := \frac{1}{n} \sum_{i=1}^n y_i \mathbf{x}_i$ by $\frac{1}{n} \sum_{i=1}^n \check{y}_i \check{S}(\mathbf{x}_i)$ in (A.12) and (A.14)-(A.15). In addition, we establish a new concentration inequality between $\frac{1}{n} \sum_{i=1}^n \check{y}_i \check{S}(\mathbf{x}_i)$ and $\mu^* \beta^*$ in the following Lemma A.7.

Lemma A.7. Under Assumption 3.5, by choosing threshold $\tau = (M \cdot n / \log p)^{1/4} / 2$, we have

$$\left\| \frac{1}{n} \sum_{i=1}^n \check{y}_i \check{S}(\mathbf{x}_i) - \mu^* \beta^* \right\|_{\infty} \leq M_g \sqrt{\frac{\log p}{n}} \quad (\text{A.37})$$

holds with probability $1 - 2/p^2$ with M_g being a constant that only depending on M given in Assumption 3.5.

Proof. See §A.3.1 for a detailed proof. \square

By our conclusion from Lemma A.7 and following the proof procedure of Lemma A.1 and A.2 above, with probability $1 - 2/p^2$, there exists a constant a_4 such that we obtain

$$\|\mathbf{e}_{1,t}\|_{\infty} \leq \sqrt{\alpha} \leq \frac{M_g}{\sqrt{p}}, \quad \|\mathbf{e}_{2,t}\|_{\infty} \leq \sqrt{\alpha} \leq \frac{M_g}{\sqrt{p}},$$

for all $t \leq T := a_4 \log(1/\alpha) \sqrt{n/\log p}/\eta$. Similarly, for signal parts, with probability $1 - 2/p^2$, there also exists a constant a_3 such that we have

$$\|\beta_t \odot \mathbf{1}_{S_0} - \mu^* \beta^* \odot \mathbf{1}_{S_0}\|_\infty \lesssim \sqrt{\frac{\log p}{n}},$$

for all $t \geq a_3 \log(1/\alpha)/[\eta(\mu^* s_m - M_g \sqrt{\log p/n})]$ and

$$\|\beta_t \odot \mathbf{1}_{S_1} - \mu^* \beta^* \odot \mathbf{1}_{S_1}\|_\infty \lesssim \sqrt{\frac{\log p}{n}},$$

for all $t \geq 0$ with probability $1 - 2/p^2$. The way of choosing a_3, a_4 is the same with choosing a_1 and a_2 , for simplicity, we omit the details here. Combining two conclusions above, we claim our proof of Theorem 3.6. Next, we will prove Lemma A.7 which we have applied in the process of proving Theorem 3.6. \square

A.3.1 Proof of Lemma A.7

Proof. We separate the left hand side of (A.37) into two parts, namely

$$\begin{aligned} & \left\| \frac{1}{n} \sum_{i=1}^n \tilde{y}_i \tilde{S}(\mathbf{x}_i) - \mu^* \beta^* \right\|_\infty \\ &= \left\| \frac{1}{n} \sum_{i=1}^n \tilde{y}_i \tilde{S}(\mathbf{x}_i) - \mathbb{E}[\tilde{y}_1 \tilde{S}(\mathbf{x}_1)] + \mathbb{E}[\tilde{y}_1 \tilde{S}(\mathbf{x}_1)] - \mathbb{E}[y_1 \cdot S(\mathbf{x}_1)] \right\|_\infty \\ &\leq \left\| \frac{1}{n} \sum_{i=1}^n \tilde{y}_i \tilde{S}(\mathbf{x}_i) - \mathbb{E}[\tilde{y}_1 \tilde{S}(\mathbf{x}_1)] \right\|_\infty + \left\| \mathbb{E}[\tilde{y}_1 \tilde{S}(\mathbf{x}_1)] - \mathbb{E}[y_1 \cdot S(\mathbf{x}_1)] \right\|_\infty. \end{aligned}$$

To simplify the notations, within this proof, we define

$$\frac{1}{n} \sum_{i=1}^n \tilde{y}_i \tilde{S}(\mathbf{x}_i) - \mathbb{E}[\tilde{y}_1 \tilde{S}(\mathbf{x}_1)] = \tilde{\Psi}, \quad \mathbb{E}[\tilde{y}_1 \tilde{S}(\mathbf{x}_1)] - \mathbb{E}[y_1 \cdot S(\mathbf{x}_1)] = \tilde{\Phi}.$$

In addition, we define event C_j as $C_j = \{|y_1| \leq \tau, |S(\mathbf{x}_1)_j| \leq \tau\}$, then we are able to control j -th entry of $\tilde{\Phi}$ as

$$\begin{aligned} \tilde{\Phi}_j &= \mathbb{E}[\tilde{y}_1 \tilde{S}(\mathbf{x}_1)_j] - \mathbb{E}[y_1 \cdot S(\mathbf{x}_1)_j] \\ &\leq \mathbb{E}[(|y_1| - \tau) \cdot (|S(\mathbf{x}_1)_j| - \tau) \cdot \mathbb{I}_{C_j^c}] \\ &\leq \sqrt{\mathbb{E}[y_1^2 S(\mathbf{x}_1)_j^2] \cdot [\mathbb{P}(|y_1| > \tau) + \mathbb{P}(|S(\mathbf{x}_1)| > \tau)]} \\ &\leq \{\mathbb{E}[y_1^4] \cdot \mathbb{E}[S(\mathbf{x}_1)_j^4]\}^{1/4} \cdot \sqrt{2}M^{1/2}/\tau^2 \leq \sqrt{2}M/\tau^2. \end{aligned}$$

The third and fourth inequalities are established by Cauchy Schwartz inequality and Chebyshev inequality respectively. In addition, the last inequality follows from Assumption 3.5. Note that the inequality above holds for any $j \in [d]$ so that we have $\|\tilde{\Phi}\|_\infty \leq \sqrt{2}M/\tau^2$. For term $\tilde{\Psi}$, by definition,

we know that $|\check{y}_i \check{S}(\mathbf{x}_i)_j| \leq \tau^2$ and $\sum_{i=1}^n \text{Var}(\check{y}_i \check{S}(\mathbf{x}_i)_j) \leq n \cdot M$ with $j \in [p]$. After directly applying Bernstein inequality and we further obtain

$$\mathbb{P} \left(\left\| \frac{1}{n} \sum_{i=1}^n \check{y}_i \check{S}(\mathbf{x}_i) - \mu^* \beta^* \right\|_{\infty} \geq \frac{\sqrt{2}M}{\tau^2} + t \right) \leq 2p \cdot \exp \left(- \frac{nt^2}{M + \tau^2 t/3} \right). \quad (\text{A.38})$$

We set $t = m_1 \sqrt{\log p/n}$ and $\tau = m_2^{1/2} (n/\log p)^{1/4}$ in (A.38), where m_1 and m_2 are constants that we will specify later. We aim at establishing the following inequality

$$2p \cdot \exp \left(- \frac{nt^2}{M + \tau^2 t/3} \right) = 2p \cdot \exp \left(- \frac{3m_1^2 \log p}{3M + m_1 m_2} \right) \leq \frac{2}{p^2}.$$

Then by setting $m_1 = 2\sqrt{M}$ and $m_2 = \sqrt{M}/4$, we obtain

$$\frac{3m_1^2}{3M + m_1 m_2} \geq 3.$$

Thus, we obtain that

$$\left\| \frac{1}{n} \sum_{i=1}^n \check{y}_i \check{S}(\mathbf{x}_i) - \mu^* \beta^* \right\| \leq (4\sqrt{2} + 2)\sqrt{M} \sqrt{\frac{\log p}{n}}$$

holds with probability $1 - 2/p^2$, and we conclude the proof of Lemma A.7. \square

A.4 Algorithm in §3.2

Algorithm 3: Algorithm for Vector SIM with General Design

Data: Training covariates $\{\mathbf{x}_i\}_{i=1}^n$, response vector $\{y_i\}_{i=1}^n$, truncating parameter τ , initial value α , step size η ;

Initialize variables $\mathbf{w}_0 = \alpha \cdot \mathbf{1}_{p \times 1}$, $\mathbf{v}_0 = \alpha \cdot \mathbf{1}_{p \times 1}$ and set iteration number $t = 0$;

while $t < T_1$ **do**

$$\begin{aligned} \mathbf{w}_{t+1} &= \mathbf{w}_t - \eta (\mathbf{w}_t \odot \mathbf{w}_t - \mathbf{v}_t \odot \mathbf{v}_t - \frac{1}{n} \sum_{i=1}^n \check{S}(\mathbf{x}_i) \check{y}_i) \odot \mathbf{w}_t; \\ \mathbf{v}_{t+1} &= \mathbf{v}_t + \eta (\mathbf{w}_t \odot \mathbf{w}_t - \mathbf{v}_t \odot \mathbf{v}_t - \frac{1}{n} \sum_{i=1}^n \check{S}(\mathbf{x}_i) \check{y}_i) \odot \mathbf{v}_t; \\ \beta_{t+1} &= \mathbf{w}_t \odot \mathbf{w}_t - \mathbf{v}_t \odot \mathbf{v}_t; \\ t &= t + 1; \end{aligned}$$

end

Result: Output the final estimate $\hat{\beta}^* = \beta_{T_1}$.

B Proof of General Theorems in §4

B.1 Proof of Theorem 4.2

As we assume $\mu^* \beta^* := E[f'(\langle \mathbf{X}, \beta^* \rangle)] \beta^*$ is symmetric in §4, so we over-parameterize $\mu^* \beta$ as $\mathbf{W}\mathbf{W}^\top - \mathbf{V}\mathbf{V}^\top$, in which \mathbf{W} and \mathbf{V} are matrices with dimension $d \times d$. Then our loss function related to

\mathbf{W}, \mathbf{V} becomes

$$\min_{\mathbf{W}, \mathbf{V}} L(\mathbf{W}, \mathbf{V}) := \langle \mathbf{W}\mathbf{W}^\top - \mathbf{V}\mathbf{V}^\top, \mathbf{W}\mathbf{W}^\top - \mathbf{V}\mathbf{V}^\top \rangle - 2 \left\langle \mathbf{W}\mathbf{W}^\top - \mathbf{V}\mathbf{V}^\top, \frac{1}{n} \sum_{i=1}^n y_i \mathbf{X}_i \right\rangle.$$

The gradient updates with respect to \mathbf{W}, \mathbf{V} and β are given by

$$\mathbf{W}_{t+1} = \mathbf{W}_t - \eta \left(\mathbf{W}_t \mathbf{W}_t^\top - \mathbf{V}_t \mathbf{V}_t^\top - \frac{1}{2n} \sum_{i=1}^n y_i \mathbf{X}_i - \frac{1}{2n} \sum_{i=1}^n y_i \mathbf{X}_i^\top \right) \mathbf{W}_t, \quad (\text{B.1})$$

$$\mathbf{V}_{t+1} = \mathbf{V}_t + \eta \left(\mathbf{W}_t \mathbf{W}_t^\top - \mathbf{V}_t \mathbf{V}_t^\top - \frac{1}{2n} \sum_{i=1}^n y_i \mathbf{X}_i - \frac{1}{2n} \sum_{i=1}^n y_i \mathbf{X}_i^\top \right) \mathbf{V}_t, \quad (\text{B.2})$$

$$\beta_{t+1} = \mathbf{W}_{t+1} \mathbf{W}_{t+1}^\top - \mathbf{V}_{t+1} \mathbf{V}_{t+1}^\top. \quad (\text{B.3})$$

For simplicity, let $\mathbf{M}^* = \frac{1}{2n} \sum_{i=1}^n y_i \mathbf{X}_i + \frac{1}{2n} \sum_{i=1}^n y_i \mathbf{X}_i^\top$, whose spectral decomposition is $\mathbf{M}^* := \mathbf{Q}^* \Sigma^* \mathbf{Q}^{*\top}$. Here for identifiability, through this section, we always assume eigenvalues are sorted in order of decreasing value in the diagonal matrix for any spectral decomposition. We then define $\mathbf{W}_{1,t}$ and $\mathbf{V}_{1,t}$ as $\mathbf{W}_{1,t} = \mathbf{Q}^{*\top} \mathbf{W}_t \mathbf{Q}^*$ and $\mathbf{V}_{1,t} = \mathbf{Q}^{*\top} \mathbf{V}_t \mathbf{Q}^*$, meanwhile, the corresponding gradient updates with respect to $\mathbf{W}_{1,t}$ and $\mathbf{V}_{1,t}$ are given by

$$\begin{aligned} \mathbf{W}_{1,t+1} &= \mathbf{W}_{1,t} - \eta (\mathbf{W}_{1,t} \mathbf{W}_{1,t}^\top - \mathbf{V}_{1,t} \mathbf{V}_{1,t}^\top - \Sigma^*) \mathbf{W}_{1,t}, \\ \mathbf{V}_{1,t+1} &= \mathbf{V}_{1,t} + \eta (\mathbf{W}_{1,t} \mathbf{W}_{1,t}^\top - \mathbf{V}_{1,t} \mathbf{V}_{1,t}^\top - \Sigma^*) \mathbf{V}_{1,t}, \\ \beta_{1,t+1} &= \mathbf{W}_{1,t+1} \mathbf{W}_{1,t+1}^\top - \mathbf{V}_{1,t+1} \mathbf{V}_{1,t+1}^\top. \end{aligned}$$

If we initialize $\mathbf{W}_{1,0}$ and $\mathbf{V}_{1,0}$ as diagonal matrices, then all of their following updates will keep being diagonal matrices. In this case, our analysis on symmetric low rank matrices can be relaxed to the analysis on sparse vectors. Likewise, we also remind readers of the notations before formally proving Theorem 4.2.

Similar to the vector case, here we also divide eigenvalues of β^* into different groups by their strengths. We let $r_i^*, i \in [n]$ be the i -th eigenvalue of β^* . The support set R of our eigenvalues is defined as $R := \{i : |r_i^*| > 0\}$. In addition, the set R_0 that contains strong signals is defined as $R_0 := \{i : |r_i^*| \geq C_{ms} \sqrt{d \log d/n}\}$, and the set $R_1 := \{i : 0 < |r_i^*| < C_{ms} \sqrt{d \log d/n}\}$ denotes the collection of weak signals. The constant C_{ms} will be specified in the proof. Likewise, pure error parts of $\mathbf{W}_{1,t}$ and $\mathbf{V}_{1,t}$ are denoted by $\mathbf{E}_{w,t} := \mathbb{I}_{R^c} \mathbf{W}_{1,t}$ and $\mathbf{E}_{v,t} := \mathbb{I}_{R^c} \mathbf{V}_{1,t}$ respectively. Here, \mathbb{I}_{R_0} is the diagonal matrix with ones in the index set R_0 and zeros elsewhere. Moreover, strong signal parts of $\mathbf{W}_{1,t}$ and $\mathbf{V}_{1,t}$ are denoted by $\mathbf{S}_{w,t} = \mathbb{I}_{R_0} \mathbf{W}_{1,t}$ and $\mathbf{S}_{v,t} = \mathbb{I}_{R_0} \mathbf{V}_{1,t}$ and at the same time, weak signal parts are written as $\mathbf{U}_{w,t} := \mathbb{I}_{R_1} \mathbf{W}_{1,t}$ and $\mathbf{U}_{v,t} := \mathbb{I}_{R_1} \mathbf{V}_{1,t}$. The cardinality of set R_0 and R_1 are denoted by r_0 and r_1 respectively. For simplicity, we denote γ^* as $\gamma^* = \sqrt{n/d \log d}$ through our proof in §B. Next, we formally prove Theorem 4.2.

Proof. The proof idea behind Theorem 4.2 is similar to that of Theorem 3.2. We first prove that the strength of pure error part of the eigenvalues stay small for a large number of iterations.

Lemma B.1. (Error Dynamics) Under assumptions in Theorem 4.2, there exists an absolute constant a_6 such that, with probability $1 - 1/(2d) - 3/n^2$, we obtain

$$\|\mathbf{E}_{w,t}\|_{\text{op}} \leq \sqrt{\alpha} \leq \frac{M_m}{\sqrt{d}}, \quad \|\mathbf{E}_{v,t}\|_{\text{op}} \leq \sqrt{\alpha} \leq \frac{M_m}{\sqrt{d}},$$

for all $t \geq 0$ with $t \leq T := a_6 \log(1/\alpha) \gamma^*/(\eta M_m)$, where M_m is an absolute constant that proportional to $\max\{\sigma, \|f\|_{\psi_2}\}$.

Proof. See §B.1.1 for a detailed proof. \square

For the t -th iterate β_t , we separate it into three parts, namely, $\mathbf{Q}^* \mathbb{I}_{R_0} \beta_{1,t} \mathbf{Q}^{*\top}$, $\mathbf{Q}^* \mathbb{I}_{R_1} \beta_{1,t} \mathbf{Q}^{*\top}$ and $\mathbf{Q}^* \mathbb{I}_{R^c} \beta_{1,t} \mathbf{Q}^{*\top}$. By our conclusion from Lemma B.1, with probability $1 - 1/(2d) - 3/n^2$, we obtain

$$\left\| \mathbf{Q}^* \mathbb{I}_{R^c} \beta_{1,t} \mathbf{Q}^{*\top} \right\|_{\text{op}} \lesssim \frac{1}{d}, \quad (\text{B.4})$$

for all t with $t \leq T = a_6 \log(1/\alpha) \gamma^*/(\eta M_m)$.

Next, we analyze the dynamics of strong signal components of $\{\beta_t\}_{t \geq 0}$ in the following Lemma B.2, which shows that the strong signals converges rapidly to their corresponding ground truths.

Lemma B.2. (Strong Signal Dynamics) Let the spectral decomposition of $\mu^* \beta^*$ be $\mu^* \beta^* = \mathbf{P}^* \mathbf{R}^* \mathbf{P}^{*\top}$. We denote the minimum absolute value of our strong signals β^* as r_m . Under assumptions in Theorem 4.2, if we further choose $0 < \eta \leq 1/[12(|\mu^*| + M_m)]$, and $C_{ms} \geq 2M_m/|\mu^*|$, then there exists an absolute constant a_5 such that, with probability at least $1 - 1/(2d) - 3/n^2$, we have

$$\left\| \mathbf{Q}^* \beta_{1,t} \mathbb{I}_{R_0} \mathbf{Q}^{*\top} - \mathbf{P}^* \mathbf{R}^* \mathbb{I}_{R_0 \cup R_1} \mathbf{P}^{*\top} \right\|_{\text{op}} \lesssim \sqrt{\frac{d \log d}{n}} \quad (\text{B.5})$$

for all $t \geq a_5/[\eta(|\mu^*| r_m - M_m \sqrt{d \log d/n})] \cdot \log(1/\alpha)$.

Proof. See §B.1.1 for a detailed proof. \square

Finally, we characterize the dynamics of weak signal parts in the following lemma, which shows that the weak signals is always bounded by $\mathcal{O}(\sqrt{d \log d/n})$ when the stepsize η is properly chosen.

Lemma B.3. (Weak Signal Dynamics) Under assumptions in Theorem 4.2, if we further choose the stepsize η such that $0 < \eta \leq 1/[12(|\mu^*| + M_m)]$, then with probability at least $1 - 1/(2d) - 3/n^2$, for all $t \geq 0$ we have

$$\left\| \mathbf{Q}^* \beta_{1,t} \mathbb{I}_{R_1} \mathbf{Q}^{*\top} \right\|_{\text{op}} \lesssim \sqrt{\frac{d \log d}{n}}. \quad (\text{B.6})$$

Proof. See §B.1.1 for a detailed proof. \square

Combining (B.4), (B.5) and (B.6) above, we control the difference between β_t and $\mu^*\beta^*$ as

$$\begin{aligned}\|\beta_t - \mu^*\beta^*\|_F^2 &\leq 2\left\|\mathbf{Q}^*\mathbb{I}_{R_0}\beta_{1,t}\mathbf{Q}^{*\top} - \mathbf{P}^*\mathbf{R}^*\mathbb{I}_{R_0\cup R_1}\mathbf{P}^{*\top}\right\|_F^2 + 2\left\|\mathbf{Q}^*\mathbb{I}_{R_1}\beta_{1,t}\mathbf{Q}^{*\top}\right\|_F^2 \\ &\quad + 2\left\|\mathbf{Q}^*\mathbb{I}_{R^c}\beta_{1,t}\mathbf{Q}^{*\top}\right\|_F^2 \\ &\lesssim \frac{(r_0 + r_1) \cdot d \log d}{n}.\end{aligned}$$

Here the inequality holds for all t in the interval

$$\left[a_5/(\eta(|\mu^*|r_m - M_m\sqrt{d\log d/n})) \cdot \log(1/\alpha), a_6 \log(1/\alpha) \cdot \gamma^*/(\eta M_m)\right].$$

In addition, in order to make sure such a time interval exists, it suffices to choose C_{ms} such that $C_{ms} \geq \max\{(a_5/a_6 + 1)M_m/|\mu^*|, 2M_m/|\mu^*|\}$. The proof of statistical rate of the normalized estimator is almost the same as that in §A.1, so we omit the details for brevity. \square

In the following subsection, we will prove Lemmas B.1, B.2, and B.3 respectively.

B.1.1 Proof Idea of Lemma B.1, Lemma B.2 and Lemma B.3

Proof. As $\mathbf{E}_{w,t}, \mathbf{E}_{v,t}, \mathbf{U}_{w,t}, \mathbf{U}_{v,t}, \mathbf{S}_{w,t}, \mathbf{S}_{v,t}$ are all diagonal matrices, then our proof of Lemma B.1, Lemma B.2 and Lemma B.3 are relaxed to the proof of Lemma A.1, Lemma A.2 and Lemma A.3. The only difference between them lies on the concentration in spectral norm between $\mathbf{M}^* := \frac{1}{2n} \sum_{i=1}^n y_i \mathbf{X}_i + \frac{1}{2n} \sum_{i=1}^n y_i \mathbf{X}_i^\top = \mathbf{Q}^* \Sigma^* \mathbf{Q}^*$ and the true signal $\mu^*\beta^* := \mathbf{P}^* \mathbf{R}^* \mathbf{P}^{*\top}$. We will depict this concentration upper bound in the following Lemma B.4.

Lemma B.4. With probability $1 - 1/(2d) - 3/n^2$, we have

$$\left\|\frac{1}{n} \sum_{i=1}^n (\mathbf{X}_i y_i - \mathbb{E}[\mathbf{X}_i y_i])\right\|_{\text{op}} \leq M_m \sqrt{\frac{d \log d}{n}},$$

where M_m is proportional to $\max\{\|f\|_{\psi_2}, \sigma\}$.

Combining our result in Lemma B.4 and Wely's inequality, we have Σ^* is an entrywise perturbation of \mathbf{R}^* with a perturbation upper bound of order $\mathcal{O}(\sqrt{d \log d/n})$.

Then for Lemma B.1, by using similar induction hypothesis given in proving Lemma A.1, we verify that there exists an absolute constant a_6 such that we obtain upper bounds in spectral norm for error components as $\|\mathbf{E}_{w,T}\|_{\text{op}} \lesssim \sqrt{\alpha}$, $\|\mathbf{E}_{v,T}\|_{\text{op}} \lesssim \sqrt{\alpha}$, for all $t \leq T = a_6 \log(1/\alpha) \gamma^*/(\eta M_m)$. Then we claim our conclusion of Lemma B.1.

For Lemma B.2, by following similar proof procedures given in Lemma A.2 and our definition of set R_0 , we have

$$\|\mathbf{Q}^*\beta_{1,t}\mathbb{I}_{R_0}\mathbf{Q}^{*\top} - \mathbf{Q}^*\Sigma^*\mathbb{I}_{R_0}\mathbf{Q}^{*\top}\|_{\text{op}} = \|\beta_{1,t}\mathbb{I}_{R_0} - \Sigma^*\mathbb{I}_{R_0}\|_{\text{op}} \lesssim \sqrt{\frac{d \log d}{n}}, \quad (\text{B.7})$$

for all $t \geq a_5 \log(1/\alpha)/[\eta(\mu^* r_m - M_m \sqrt{d \log d/n})]$. Then we further have

$$\begin{aligned} \|\mathbf{Q}^* \Sigma^* \mathbb{I}_{R_0} \mathbf{Q}^{*\top} - \mathbf{P}^* \mathbf{R}^* \mathbb{I}_{R_0 \cup R_1} \mathbf{P}^{*\top}\|_{\text{op}} &= \|\mathbf{Q}^* \Sigma^* \mathbf{Q}^{*\top} - \mathbf{P}^* \mathbf{R}^* \mathbf{P}^{*\top} - \mathbf{Q}^* \Sigma^* \mathbb{I}_{R_1 \cup R^c} \mathbf{Q}^{*\top}\|_{\text{op}} \\ &\leq \|\mathbf{Q}^* \Sigma^* \mathbf{Q}^{*\top} - \mathbf{P}^* \mathbf{R}^* \mathbf{P}^{*\top}\|_{\text{op}} + \|\mathbf{Q}^* \Sigma^* \mathbb{I}_{R_1 \cup R^c} \mathbf{Q}^{*\top}\|_{\text{op}} \\ &\lesssim \sqrt{\frac{d \log d}{n}}, \end{aligned} \quad (\text{B.8})$$

where the last inequality follows from Lemma B.4 and Wely's inequality and our definition on R, R_0, R_1 . After combining our results in (B.7)-(B.8), we complete our proof of Lemma B.2.

In terms of Lemma B.3, the proof is similar to that of Lemma A.3, so we omit the corresponding details here for brevity. \square

B.1.2 Proof of Lemma B.4

Proof. For any fixed n and d , first, we denote event $C_i, i \in [n]$ as

$$C_i := \mathbb{I} \left\{ |y_i| \leq \sigma_y \sqrt{6 \log n}, \|\mathbf{X}_i\|_{\text{op}} \leq 3 \left(\sqrt{d} + 3 \sqrt{\log d / \log(3/2)} \right) + 2 \sqrt{3 \log n} \right\}. \quad (\text{B.9})$$

In order to illustrate that with high probability, $|y_i|$, and $\|\mathbf{X}_i\|_{\text{op}}$ lie in the support set of C_i for all $i \in [n]$, we first introduce the following two Lemmas, namely Lemma B.5 and Lemma B.6.

Lemma B.5. We get a union upper bound for $\{|y_i|\}_{i=1}^n$, to be more specific, with probability $1 - 2/n^2$ we obtain $\max_i |y_i| \leq \sigma_y \sqrt{6 \log n}$, where σ_y is the sub-Gaussian norm of y_i and it is proportional to $\max\{\|f\|_{\psi_2}, \sigma\}$.

Proof. The proof is straight forward by sub-Gaussian tail bound, please refer to Proposition 2.5.2 in Vershynin (2018) for more details. \square

Lemma B.6. For n independent random matrices $\mathbf{X}_i \in \mathbb{R}^{d \times d}, i \in [n]$ with independent standard normal entries, with probability $1 - 1/n^2$, we have

$$\max_{i \in [n]} \|\mathbf{X}_i\|_{\text{op}} \leq 3 \left(\sqrt{d} + 3 \sqrt{\log d / \log(3/2)} \right) + 2 \sqrt{3 \log n}.$$

Proof. By Corollary 3.11 in Bandeira and Handel (2016), we have

$$\mathbb{P} \left[\|\mathbf{X}_i\|_{\text{op}} \geq (1 + \epsilon) \left(2\sqrt{d} + 6 \sqrt{\log d / \log(1 + \epsilon)} \right) + t \right] \leq e^{-t^2/4},$$

for any $0 < \epsilon \leq 1/2, t \geq 0$ and $i \in [n]$. Taking $\epsilon = 1/2$, we get a tail bound for $\max_{i \in [n]} \|\mathbf{X}_i\|_{\text{op}}$ as

$$\begin{aligned} \mathbb{P} \left[\max_{i \in [n]} \|\mathbf{X}_i\|_{\text{op}} \geq \frac{3}{2} \left(2\sqrt{d} + 6 \sqrt{\log d / \log(3/2)} \right) + t \right] \\ \leq n \cdot \mathbb{P} \left[\|\mathbf{X}_i\|_{\text{op}} \geq 3 \left(\sqrt{d} + 3 \sqrt{\log d / \log(3/2)} \right) + t \right] \leq n \cdot e^{-t^2/4} = e^{-t^2/4 + \log n}. \end{aligned}$$

By choosing $t = 2\sqrt{3 \log n}$, we have

$$\max_{i \in [n]} \|\mathbf{X}_i\|_{\text{op}} \leq 3 \left(\sqrt{d} + 3 \sqrt{\log d / \log(3/2)} \right) + 2 \sqrt{3 \log n},$$

with probability $1 - 1/n^2$, which completes the proof of Lemma B.6. \square

From the Lemma [B.5](#) and Lemma [B.6](#) given above, we obtain

$$\begin{aligned}
\mathbb{P}(C_i^c) &\leq \mathbb{P}\left(\bigcup_i C_i^c\right) \\
&\leq \mathbb{P}\left[\max_{i \in [n]} \|\mathbf{X}_i\|_{\text{op}} \geq 3\left(\sqrt{d} + 3\sqrt{\log d / \log(3/2)}\right) + 2\sqrt{3 \log n}\right] \\
&\quad + \mathbb{P}\left(\max_i |y_i| \geq \sigma_y \sqrt{6 \log n}\right) \leq \frac{3}{n^2}.
\end{aligned} \tag{B.10}$$

We further denote event A as

$$A = \mathbb{I}\left\{\left\|\frac{1}{n} \sum_{i=1}^n \mathbf{X}_i y_i \cdot \mathbb{I}_{C_i} - \mathbb{E}[\mathbf{X}_1 y_1 \cdot \mathbb{I}_{C_1}]\right\|_{\text{op}} \geq \frac{t}{2}\right\}.$$

Then we have

$$\begin{aligned}
\mathbb{P}\left(\left\|\frac{1}{n} \sum_{i=1}^n \mathbf{X}_i y_i - \mathbb{E}[\mathbf{X}_1 y_1]\right\|_{\text{op}} \geq t\right) &\leq \mathbb{P}(A) + \mathbb{P}\left(\frac{1}{n} \sum_{i=1}^n \mathbf{X}_i y_i \cdot \mathbb{I}_{C_i} \neq \frac{1}{n} \sum_{i=1}^n \mathbf{X}_i y_i\right) \\
&\quad + \mathbb{P}\left(\left\|\mathbb{E}[\mathbf{X}_1 y_1 \cdot \mathbb{I}_{C_1^c}]\right\|_{\text{op}} \geq \frac{t}{2}\right) \\
&:= (\text{I}) + (\text{II}) + (\text{III}).
\end{aligned}$$

First, we obtain an upper bound for term [\(II\)](#) according to [\(B.10\)](#) as

$$(\text{II}) = \mathbb{P}\left(\frac{1}{n} \sum_{i=1}^n \mathbf{X}_i y_i \cdot \mathbb{I}_{C_i} \neq \frac{1}{n} \sum_{i=1}^n \mathbf{X}_i y_i\right) = \mathbb{P}\left(\bigcup_i C_i^c\right) \leq \frac{3}{n^2}. \tag{B.11}$$

Next, in order to bound term [\(I\)](#), $\mathbb{P}(A)$, we first figure out the spectral upper bound of

$$\frac{1}{n} \sum_{i=1}^n \mathbf{X}_i y_i \cdot \mathbb{I}_{C_i} - \mathbb{E}[\mathbf{X}_1 y_1 \cdot \mathbb{I}_{C_1}].$$

By the definition of C_i given in [\(B.9\)](#), for any fixed n, d , with probability 1 we have

$$\begin{aligned}
&\|\mathbf{X}_i y_i \cdot \mathbb{I}_{C_i}\|_{\text{op}} \\
&\leq U := 3\sqrt{6}\sigma_y \left(\sqrt{d \log n} + 3\sqrt{\log d \cdot \log n / \log(3/2)}\right) + 6\sqrt{2}\sigma_y \log n.
\end{aligned}$$

By denoting \mathbf{Z}_i as $\mathbf{Z}_i = \mathbf{X}_i y_i \cdot \mathbb{I}_{C_i} - \mathbb{E}[\mathbf{X}_i y_i \cdot \mathbb{I}_{C_i}]$, we have $\|\mathbb{E}[\mathbf{Z}_i \mathbf{Z}_i^\top]\|_{\text{op}} \lesssim \|\mathbb{E}[y_i^2 \mathbf{X}_i \mathbf{X}_i^\top]\|_{\text{op}} \lesssim \sigma_y^2 d$. Furthermore, by letting

$$\sigma_z = \max\left\{\left\|\frac{1}{n} \sum_{i=1}^n \mathbb{E}[\mathbf{Z}_i \mathbf{Z}_i^\top]\right\|_{\text{op}}^{1/2}, \left\|\frac{1}{n} \sum_{i=1}^n \mathbb{E}[\mathbf{Z}_i^\top \mathbf{Z}_i]\right\|_{\text{op}}^{1/2}\right\},$$

we get $\sigma_z \lesssim \sigma_y \cdot \sqrt{d}$. Then, after applying matrix Bernstein inequality from Proposition 1 in [Koltchinskii et al. \(2011\)](#), we have that

$$\left\|\frac{1}{n} \sum_{i=1}^n \mathbf{X}_i y_i \cdot \mathbb{I}_{C_i} - \mathbb{E}[\mathbf{X}_1 y_1 \cdot \mathbb{I}_{C_1}]\right\|_{\text{op}} \leq 2 \max\left\{\sigma_z \sqrt{\frac{2 \log(2d)}{n}}, U \cdot \frac{2 \log(2d)}{n}\right\} \tag{B.12}$$

holds with probability $1 - 1/(2d)$.

For term **(III)**, likewise, we first get the spectral norm of $\mathbb{E}[\mathbf{X}_1 y_1 \cdot \mathbb{I}_{C_1^c}]$. For any unit vector $\mathbf{u}, \mathbf{v} \in \mathbb{R}^{d_1}$, by Cauchy-Schwartz inequality we have

$$\mathbb{E}[\mathbf{u}^\top \mathbf{X}_1 \mathbf{v} y_1 \cdot \mathbb{I}_{C_1^c}] \leq \sqrt{\mathbb{E}[(\mathbf{u}^\top \mathbf{X}_1 \mathbf{v})^2]} \cdot \mathbb{E}[y_1^2 \mathbb{I}_{C_1^c}].$$

As all elements of \mathbf{X}_1 are independent standard Gaussian variables, then we get

$$\mathbb{E}[(\mathbf{u}^\top \mathbf{X}_1 \mathbf{v})^2] = \sum_{i,j=1}^n u_i^2 v_j^2 = \|\mathbf{u}\|_2^2 \cdot \|\mathbf{v}\|_2^2 = 1. \quad (\text{B.13})$$

In addition, as we have assumed $\{y_i\}_{i=1}^n$ are i.i.d. sub-Gaussian random variables with sub-Gaussian norm σ_y , so we obtain

$$\sqrt{\mathbb{E}[y_1^2 \cdot \mathbb{I}_{C_1^c}]} \leq (\mathbb{E}[y_1^4])^{1/4} \cdot \mathbf{P}(C_1^c)^{1/4} \lesssim \frac{\sigma_y}{\sqrt{n}}. \quad (\text{B.14})$$

Next, after setting

$$t = 4 \max \left\{ \sigma_z \sqrt{\frac{2 \log(2d)}{n}}, U \cdot \frac{2 \log(2d)}{n} \right\}, \quad (\text{B.15})$$

we have $t = \Omega(\sqrt{d} \sigma_y / \sqrt{n})$. So for term **(III)**, after combining (B.13), (B.14) we obtain

$$\mathbb{P} \left(\left\| \mathbf{E}[\mathbf{X}_1 y_1 \cdot \mathbb{I}_{C_1^c}] \right\|_{\text{op}} \geq t/2 \right) = 0. \quad (\text{B.16})$$

For term **(I)**, by (B.12) and the definition of t given in (B.15), we get

$$\mathbb{P}(A) \leq \frac{1}{2d}. \quad (\text{B.17})$$

Thus, combining our conclusions from (B.11), (B.16) and (B.17), we finally obtain that

$$\left\| \frac{1}{n} \sum_{i=1}^n \mathbf{X}_i y_i - \mathbb{E}[\mathbf{X}_1 y_1] \right\|_{\text{op}} \leq 4 \max \left\{ \sigma_z \sqrt{\frac{2 \log(2d)}{n}}, U \cdot \frac{2 \log(2d)}{n} \right\}$$

holds with probability $1 - 1/(2d) - 3/n^2$ with $U = 3\sqrt{6}\sigma_y \left(\sqrt{d \log n} + 3\sqrt{\log d \cdot \log n / \log(3/2)} \right) + 6\sqrt{2}\sigma_y \log n$, $\sigma_z \lesssim \sqrt{d}\sigma_y$ and σ_y being proportional to $\max\{\|f\|_{\psi_2}, \sigma\}$. By our assumption that when $\sigma_y d \log d \lesssim n = o(d^2)$, we have $\max\{\sigma_z \sqrt{2 \log(2d)/n}, U \cdot 2 \log(2d)/n\} \lesssim \sigma_y \sqrt{d \log d / n}$, so we conclude the proof of Lemma B.4 after setting M_m to be proportional to σ_y . \square

B.2 Proof of Theorem 4.4

Proof. The proof of Theorem 4.4 is similar to the proof of Theorem 4.2. We need to replace $\frac{1}{2n} \sum_{i=1}^n y_i \mathbf{X}_i$ with $\frac{1}{2n} \sum_{i=1}^n \mathcal{H}(y_i S(\mathbf{X}_i), \kappa)$ in (B.1)-(B.3). The definition of $\mathcal{H}(y_i S(\mathbf{X}_i), \kappa)$ is given §4.2. In this case, we define \mathbf{M}_2^* as

$$\mathbf{M}_2^* = \frac{1}{2n} \sum_{i=1}^n \mathcal{H}(y_i S(\mathbf{X}_i), \kappa) + \frac{1}{2n} \sum_{i=1}^n \mathcal{H}(y_i S(\mathbf{X}_i), \kappa)^\top$$

and the spectral decomposition of \mathbf{M}_2^* as $\mathbf{M}_2^* := \mathbf{Q}_2^* \Sigma_2^* \mathbf{Q}_2^{*\top}$. We then let $\mathbf{W}_{2,t} = \mathbf{Q}_2^{*\top} \mathbf{W}_t \mathbf{Q}_2^*$ and $\mathbf{V}_{2,t} = \mathbf{Q}_2^{*\top} \mathbf{V}_t \mathbf{Q}_2^*$. The corresponding gradient updates with respect to $\mathbf{W}_{2,t}$ and $\mathbf{V}_{2,t}$ are given by

$$\begin{aligned}\mathbf{W}_{2,t+1} &= \mathbf{W}_{2,t} - \eta \left(\mathbf{W}_{2,t} \mathbf{W}_{2,t}^\top - \mathbf{V}_{2,t} \mathbf{V}_{2,t}^\top - \Sigma_2^* \right) \mathbf{W}_{2,t}, \\ \mathbf{V}_{2,t+1} &= \mathbf{V}_{2,t} + \eta \left(\mathbf{W}_{2,t} \mathbf{W}_{2,t}^\top - \mathbf{V}_{2,t} \mathbf{V}_{2,t}^\top - \Sigma_2^* \right) \mathbf{V}_{2,t}, \\ \beta_{2,t+1} &= \mathbf{W}_{2,t+1} \mathbf{W}_{2,t+1}^\top - \mathbf{V}_{2,t+1} \mathbf{V}_{2,t+1}^\top.\end{aligned}$$

By selecting κ properly, the following Lemma B.7 gives a concentration between our new estimator and $\mu^* \beta^*$.

Lemma B.7. Suppose $y_i = f(\langle \mathbf{X}_i, \beta^* \rangle) + \epsilon$, $\mathbf{X}_i \in \mathbb{R}^{d \times d}$, and entries of \mathbf{X}_i are i.i.d. random variables with density function $p_0(x)$. Under assumptions in Theorem 4.4 we have

$$\left\| \frac{1}{n} \sum_{i=1}^n \mathcal{H}(y_i S(\mathbf{X})_i, \kappa) - \mathbb{E}[Y \cdot S(\mathbf{X}_1)] \right\|_{\text{op}} \leq M_{mg} \cdot \sqrt{\frac{d \log d}{n}}$$

holds with probability $1 - (2d)^{-2}$ where M_{mg} is an absolute constant only depending on M given in Assumption 4.3.

Proof. Please see §B.2.1 for the detailed proof. \square

Thus, after following the same proof procedures of Lemma B.1, B.2 and Lemma B.3, we claim our conclusion of Theorem 4.4. Next, we will give a detailed proof of Lemma B.7. \square

B.2.1 Proof of Lemma B.7

Proof. Before applying results in Minsker (2018), we need to get an upper bound of

$$\|\mathbb{E}[y_1 S(\mathbf{X}_1) - \mu^* \beta^*][y_1 S(\mathbf{X}_1) - \mu^* \beta^*]^\top\|_{\text{op}}$$

and it is sufficient for us to bound $\|\mathbb{E}[y_1^2 \cdot S(\mathbf{X}_1) S(\mathbf{X}_1)^\top]\|_{\text{op}}$. Then for any unit vector $\mathbf{u} \in \mathbb{R}^{d \times 1}$ we have

$$\begin{aligned}\mathbb{E}\left[y_1^2 \mathbf{u}^\top \cdot S(\mathbf{X}_1) S(\mathbf{X}_1)^\top \cdot \mathbf{u}\right] &= \mathbb{E}\left[y_1^2 \sum_{i=1}^d (\mathbf{u}^\top S(\mathbf{X}_1)_{[:,i]})^2\right] = \sum_{i=1}^d \mathbb{E}\left[y_1^2 (u^\top S(\mathbf{X}_1)_{[:,i]})^2\right] \\ &\leq \sum_{i=1}^d \sqrt{\mathbb{E}[y_1^4] \cdot \mathbb{E}[(\mathbf{u}^\top S(\mathbf{X}_1)_{[:,i]})^4]} \leq d_1 \cdot \sqrt{M} \cdot \sqrt{\mathbb{E}\left[\left(\sum_{k=1}^d u_k S(\mathbf{X}_1)_{[k,1]}\right)^4\right]}.\end{aligned}$$

In order to get an upper bound of term $\mathbb{E}[(\sum_{k=1}^d u_k S(\mathbf{X}_1)_{[k,1]})^4]$, we need to take advantage of the independence property between entries of \mathbf{X}_1 , so that we get

$$\begin{aligned}\mathbb{E}\left[\left(\sum_{k=1}^d u_k S(\mathbf{X}_1)_{[k,1]}\right)^4\right] &= \sum_{i,j=1}^d u_i^2 u_j^2 \mathbb{E}\left[S(\mathbf{X}_1)_{[i,1]}^2 S(\mathbf{X}_1)_{[j,1]}^2\right] \\ &\leq \sum_{i,j=1}^d u_i^2 u_j^2 \sqrt{\mathbb{E}\left[S(\mathbf{X}_1)_{[i,1]}^4\right] \mathbb{E}\left[S(\mathbf{X}_1)_{[j,1]}^4\right]} \leq M \sum_{i,j=1}^d u_i^2 u_j^2 = M.\end{aligned}$$

The last inequality follows from our Assumption 4.3. Then we get an upper bound for $\|\mathbb{E}(y_1^2 \cdot \mathbf{X}_1 \mathbf{X}_1^\top)\|_{\text{op}}$ as

$$\left\| \mathbb{E} \left[y_1^2 \cdot S(\mathbf{X}_1) S(\mathbf{X}_1)^\top \right] \right\|_{\text{op}} \leq d \cdot M.$$

Similarly, we also get an upper bound for term $\|\mathbb{E}[y_1^2 \cdot S(\mathbf{X}_1)^\top S(\mathbf{X}_1)]\|_{\text{op}}$ as

$$\|\mathbb{E}[y_1^2 \cdot S(\mathbf{X}_1)^\top S(\mathbf{X}_1)]\|_{\text{op}} \leq d \cdot M.$$

By applying Corollary 3.1 in Minsker (2018), we get the following inequality

$$\mathbb{P} \left(\left\| \frac{1}{n} \sum_{i=1}^n \mathcal{H}(y_i S(\mathbf{X}_i), \kappa) - \mathbb{E}[y_1 S(\mathbf{X}_1)] \right\|_{\text{op}} \geq t \right) \leq 4d \exp \left(-\kappa t \cdot n + \frac{\kappa^2 \sigma_n^2}{2} \right), \quad (\text{B.18})$$

where

$$\sigma_n^2 = \max \left(\left\| \sum_{i=1}^n \mathbb{E}[y_i^2 \cdot S(\mathbf{X}_i) S(\mathbf{X}_i)^\top] \right\|_{\text{op}}, \left\| \sum_{j=1}^n \mathbb{E}[y_j^2 \cdot S(\mathbf{X}_j)^\top S(\mathbf{X}_j)] \right\|_{\text{op}} \right) \leq 2d \cdot M \cdot n.$$

Here we choose $t = 4\sqrt{(d \cdot M \log(4d))/n}$, and we further let $\kappa = \sqrt{\log(4d)/(n \cdot d \cdot M)}$ in (B.18), so that we obtain

$$\left\| \frac{1}{n} \sum_{i=1}^n \mathcal{H}(y_i S(\mathbf{X}_i), \kappa) - \mathbb{E}[y_1 S(\mathbf{X}_1)] \right\|_{\text{op}} \leq 4\sqrt{M} \sqrt{\frac{d \log(4d)}{n}},$$

with probability $1 - (4d)^{-2}$. Then we complete our proof of Lemma B.7. \square

B.3 Algorithm in §4.2

Algorithm 4: Algorithm for Low Rank Matrix SIM with General Design

Data: Training design matrix $\mathbf{X}_i \in \mathbb{R}^{d \times d}$, $i \in [n]$, response variables $\{y_i\}_{i=1}^n$, truncating parameter κ , initial value α and step size η ;

Initialize $\mathbf{W}_0 = \alpha \cdot \mathbb{I}_{d \times d}$, $\mathbf{V}_0 = \alpha \cdot \mathbb{I}_{d \times d}$ and set iteration number $t = 0$;

while $t < T_1$ **do**

$$\left| \begin{array}{l} \mathbf{W}_{t+1} = \mathbf{W}_t - \eta (\mathbf{W}_t \mathbf{W}_t^\top - \mathbf{V}_t \mathbf{V}_t^\top - \frac{1}{2n} \sum_{i=1}^n \mathcal{H}(y_i S(\mathbf{X}_i), \kappa) - \frac{1}{2n} \sum_{i=1}^n \mathcal{H}(y_i S(\mathbf{X}_i), \kappa)^\top) \mathbf{W}_t; \\ \mathbf{V}_{t+1} = \mathbf{V}_t + \eta (\mathbf{W}_t \mathbf{W}_t^\top - \mathbf{V}_t \mathbf{V}_t^\top - \frac{1}{2n} \sum_{i=1}^n \mathcal{H}(y_i S(\mathbf{X}_i), \kappa) - \frac{1}{2n} \sum_{i=1}^n \mathcal{H}(y_i S(\mathbf{X}_i), \kappa)^\top) \mathbf{V}_t; \\ \beta_{t+1} = \mathbf{W}_t \mathbf{W}_t^\top - \mathbf{V}_t \mathbf{V}_t^\top; \\ t = t + 1; \end{array} \right.$$

end

Result: Output the final estimate $\hat{\beta} = \beta_{T_1}$.

C Extension to One-bit Compressed Sensing

As a concrete example, in the following, we consider the one-bit compressed sensing model (Jacques et al., 2013; Plan and Vershynin, 2013). The response variables and the covariates satisfy

$$y_i = \text{sign}(\langle \mathbf{x}_i, \beta^* \rangle) + \epsilon, \quad \forall i \in [n],$$

where $\text{sign}(x) = 1$ for all $x \geq 0$ and $\text{sign}(x) = -1$, for $x < 0$, and n is the number of our observations. Moreover, for both the vector and matrix settings, we assume that each entry of \mathbf{x}_i are i.i.d. $N(0, 1)$ random variables and $\{\epsilon_i\}_{i \in [n]}$ are i.i.d. sub-Gaussian random variables. As $\{y_i\}_{i \in [n]}$ doesn't convey any information about the length of our signal β^* , we are only able to recover the direction of β^* by utilizing measurements $\{\mathbf{x}_i, y_i\}_{i \in [n]}$. By following iterating procedures in Algorithm 5 and Algorithm 6, we next summarize our theoretical results into the following Corollary C.1.

Corollary C.1. In the scenario of vector SIM, in Algorithm 5, we let the initial value α satisfy $0 < \alpha \leq M_{\text{sgn}}^2/p$ and set stepsize η as such that $0 < \eta \leq 1/[12(\sqrt{\pi/2} + M_{\text{sgn}})]$ with M_{sgn} being a constant proportional to $\max\{\|\text{sign}(\langle \mathbf{x}_i, \beta^* \rangle)\|_{\psi_2}, \sigma\}$. Then there exist absolute constants a_9, a_{10} such that, with probability at least $1 - 2p^{-1} - 2n^{-1}$, we have

$$\left\| \frac{\beta_t}{\|\beta_t\|_2} - \beta^* \right\|_2^2 \lesssim \frac{s_0 \log n}{n} + \frac{s_1 \log p}{n}$$

for all $t \in [a_9 \log(1/\alpha)/(\eta(\sqrt{\pi/2}s_m - M_{\text{sgn}}\sqrt{\log p/n})), a_{10} \log(1/\alpha)\sqrt{n/\log p}/(\eta M_{\text{sgn}})]$.

Moreover, for the case of low rank matrix recovery, in Algorithm 6, we choose α with $0 < \alpha \leq M_{\text{sgn}}^2/d$ and the stepsize η satisfying $0 < \eta \leq 1/[12(\sqrt{\pi/2} + M_{\text{sgn}})]$. Then there exist absolute constants a_{11}, a_{12} such that, with probability at least $1 - 1/(2d) - 3/n^2$, we have

$$\left\| \frac{\beta_t}{\|\beta_t\|_F} - \beta^* \right\|_F^2 \lesssim \frac{rd \log d}{n}$$

for all $t \in [a_{11} \log(1/\alpha)/(\eta(\sqrt{\pi/2}r_m - M_{\text{sgn}}\sqrt{d \log d/n})), a_{12} \log(1/\alpha)\sqrt{n/(d \log d)}/(\eta M_{\text{sgn}})]$.

Proof. The proof of Corollary C.1 is straight forward by following the proof procedures of Theorem 3.2 and Theorem 4.2, so we just omit relevant details here. The only difference between them is that we have $Y \cdot X$ as an unbiased estimator of $\sqrt{2/\pi}\beta^*$ by using properties of standard Gaussian distribution instead of Stein's lemma since $f(x) = \text{sign}(x)$ is not a differentiable function. The proof of this property can be found in Lemma 4.1 in Plan and Vershynin (2012). \square

Comparing to existed works on high dimensional one-bit compressed sensing (Plan and Vershynin, 2013; Goldstein et al., 2018; Thrampoulidis and Rawat, 2018), instead of adding ℓ_1 -regularizers and tuning parameters, here we are able to achieve minimax optimal (up to logarithmic terms) ℓ_2 -statistical rates under both settings of sparse vector and low rank matrix by simply running gradient descent on over-parameterized loss functions (3.2), (4.1) and adopting early stopping via out-of-sample prediction.

Algorithm 5: Algorithm for Vector SIM with Known Link Function

Data: Training data $\{\mathbf{x}_i\}_{i=1}^n$, $\{y_i\}_{i=1}^n$, testing data $\{\mathbf{x}'_i\}_{i=1}^n$, $\{y'_i\}_{i=1}^n$, initial value α , step size η and maximal iteration number T_m ;

Initialize variables $\mathbf{w}_0 = \alpha \cdot \mathbf{1}_{p \times 1}$, $\mathbf{v}_0 = \alpha \cdot \mathbf{1}_{p \times 1}$ and set iteration number $t = 0$;

while $t < T_m$ **do**

$$\begin{aligned} \mathbf{w}_{t+1} &= \mathbf{w}_t - \eta(\mathbf{w}_t \odot \mathbf{w}_t - \mathbf{v}_t \odot \mathbf{v}_t - \frac{1}{n} \sum_{i=1}^n \mathbf{x}_i y_i) \odot \mathbf{w}_t; \\ \mathbf{v}_{t+1} &= \mathbf{v}_t + \eta(\mathbf{w}_t \odot \mathbf{w}_t - \mathbf{v}_t \odot \mathbf{v}_t - \frac{1}{n} \sum_{i=1}^n \mathbf{x}_i y_i) \odot \mathbf{v}_t; \\ \beta_{t+1} &= \mathbf{w}_t \odot \mathbf{w}_t - \mathbf{v}_t \odot \mathbf{v}_t; \\ t &= t + 1; \end{aligned}$$

end

Result: Choose \tilde{t} such that

$\frac{1}{n} \sum_{i=1}^n [y'_i - f(\mathbf{x}'_i^\top \beta_t / \|\beta_t\|_2)]^2 < \frac{1}{n} \sum_{i=1}^n [y'_i - f(\mathbf{x}'_i^\top \beta_{t+1} / \|\beta_{t+1}\|_2)]^2$ or $\frac{1}{n} \sum_{i=1}^n [y'_i - f(\mathbf{x}'_i^\top \beta_t / \|\beta_t\|_2)]^2$ is minimized over all iterations, then output the final estimate $\hat{\beta} = \beta_{\tilde{t}}$.

Algorithm 6: Algorithm for Low Rank Matrix SIM with Known Link Function

Data: Training data $\mathbf{X}_i \in \mathbb{R}^{d \times d}$, $i \in [n]$, $\mathbf{y} \in \mathbb{R}^n$, testing data $\mathbf{X}'_i \in \mathbb{R}^{d \times d}$, $i \in [n]$, $\mathbf{y}' \in \mathbb{R}^n$, initial value α , step size η and maximal iteration number T'_m ;

Initialize $\mathbf{W}_0 = \alpha \cdot \mathbb{I}_{d \times d}$, $\mathbf{V}_0 = \alpha \cdot \mathbb{I}_{d \times d}$ and set iteration number $t = 0$;

while $t < T'_m$ **do**

$$\begin{aligned} \mathbf{W}_{t+1} &= \mathbf{W}_t - \eta(\mathbf{W}_t \mathbf{W}_t^\top - \mathbf{V}_t \mathbf{V}_t^\top - \frac{1}{2n} \sum_{i=1}^n \mathbf{X}_i y_i - \frac{1}{2n} \sum_{i=1}^n \mathbf{X}_i^\top y_i) \mathbf{W}_t; \\ \mathbf{V}_{t+1} &= \mathbf{V}_t + \eta(\mathbf{W}_t \mathbf{W}_t^\top - \mathbf{V}_t \mathbf{V}_t^\top - \frac{1}{2n} \sum_{i=1}^n \mathbf{X}_i y_i - \frac{1}{2n} \sum_{i=1}^n \mathbf{X}_i^\top y_i) \mathbf{V}_t; \\ \beta_{t+1} &= \mathbf{W}_t \mathbf{W}_t^\top - \mathbf{V}_t \mathbf{V}_t^\top; \\ t &= t + 1; \end{aligned}$$

end

Result: Choose \tilde{t} such that

$\frac{1}{n} \sum_{i=1}^n [y'_i - f(\text{tr}(\mathbf{X}'_i^\top \beta_t / \|\beta_t\|_F))]^2 < \frac{1}{n} \sum_{i=1}^n [y'_i - f(\text{tr}(\mathbf{X}'_i^\top \beta_{t+1} / \|\beta_{t+1}\|_F))]^2$ or $\frac{1}{n} \sum_{i=1}^n [y'_i - f(\text{tr}(\mathbf{X}'_i^\top \beta_t / \|\beta_t\|_F))]^2$ is minimized over all iterations, then output the final estimate $\hat{\beta} = \beta_{\tilde{t}}$.

References

- Allen-Zhu, Z., Li, Y. and Liang, Y. (2019a). Learning and generalization in overparameterized neural networks, going beyond two layers. In *Advances in Neural Information Processing Systems*.
- Allen-Zhu, Z., Li, Y. and Song, Z. (2019b). A convergence theory for deep learning via overparameterization. In *International Conference on Machine Learning*.
- Arora, S., Cohen, N., Hu, W. and Luo, Y. (2019a). Implicit regularization in deep matrix factorization. In *Advances in Neural Information Processing Systems*.
- Arora, S., Du, S., Hu, W., Li, Z. and Wang, R. (2019b). Fine-grained analysis of optimization and generalization for overparameterized two-layer neural networks. In *International Conference on Machine Learning*.
- Arulkumaran, K., Deisenroth, M. P., Brundage, M. and Bharath, A. A. (2017). Deep reinforcement learning: A brief survey. *IEEE Signal Processing Magazine*, **34** 26–38.
- Azizan, N., Lale, S. and Hassibi, B. (2019). Stochastic mirror descent on overparameterized nonlinear models: Convergence, implicit regularization, and generalization. *arXiv preprint arXiv:1906.03830*.
- Babichev, D., Bach, F. et al. (2018). Slice inverse regression with score functions. *Electronic Journal of Statistics*, **12** 1507–1543.
- Bai, Y. and Lee, J. D. (2019). Beyond linearization: On quadratic and higher-order approximation of wide neural networks. *arXiv preprint arXiv:1910.01619*.
- Balasubramanian, K., Fan, J. and Yang, Z. (2018). Tensor methods for additive index models under discordance and heterogeneity. *arXiv preprint arXiv:1807.06693*.
- Bandeira, A. S. and Handel, R. v. (2016). Sharp nonasymptotic bounds on the norm of random matrices with independent entries. *Annals of Probability*, **44** 2479–2506.
- Bartlett, P. L., Long, P. M., Lugosi, G. and Tsigler, A. (2019). Benign overfitting in linear regression. *arXiv preprint arXiv:1906.11300*.
- Belkin, M., Hsu, D., Ma, S. and Mandal, S. (2018). Reconciling modern machine learning practice and the bias-variance trade-off. *arXiv preprint arXiv:1812.11118*.
- Belkin, M., Hsu, D. and Xu, J. (2019). Two models of double descent for weak features. *arXiv preprint arXiv:1903.07571*.
- Brillinger, D. R. (1982). A generalized linear model with “Gaussian” regressor variables. *A Festschrift For Erich L. Lehmann* 97–114.
- Brownlees, C., Joly, E. and Lugosi, G. (2015). Empirical risk minimization for heavy-tailed losses. *Annals of Statistics*, **43** 2507–2536.

- Candés, E. J. (2008). The restricted isometry property and its implications for compressed sensing. *Comptes rendus-Mathematique*, **9** 589–592.
- Candés, E. J., Eldar, Y. C., Strohmer, T. and Voroninski, V. (2015). Phase retrieval via matrix completion. *SIAM review*, **57** 225–251.
- Cao, Y. and Gu, Q. (2019). A generalization theory of gradient descent for learning over-parameterized deep ReLU networks. *arXiv preprint arXiv:1902.01384*.
- Carroll, R. J., Fan, J., Gijbels, I. and Wand, M. P. (1997). Generalized partially linear single-index models. *Journal of the American Statistical Association*, **92** 477–489.
- Catoni, O. et al. (2012). Challenging the empirical mean and empirical variance: A deviation study. *Annales de l’Institut Henri Poincaré, Probabilités et Statistiques*, **48** 1148–1185.
- Chizat, L. and Bach, F. (2018). On the global convergence of gradient descent for over-parameterized models using optimal transport. In *Advances in Neural Information Processing Systems*.
- Chizat, L. and Bach, F. (2020). Implicit bias of gradient descent for wide two-layer neural networks trained with the logistic loss. *arXiv preprint arXiv:2002.04486*.
- Chizat, L., Oyallon, E. and Bach, F. (2019). On lazy training in differentiable programming. In *Advances in Neural Information Processing Systems*.
- Cook, R. D. (1998). Principal Hessian directions revisited. *Journal of the American Statistical Association*, **93** 84–94.
- Cook, R. D. and Lee, H. (1999). Dimension reduction in binary response regression. *Journal of the American Statistical Association*, **94** 1187–1200.
- Cook, R. D. and Ni, L. (2005). Sufficient dimension reduction via inverse regression: A minimum discrepancy approach. *Journal of the American Statistical Association*, **100** 410–428.
- Dauphin, Y. N., Pascanu, R., Gulcehre, C., Cho, K., Ganguli, S. and Bengio, Y. (2014). Identifying and attacking the saddle point problem in high-dimensional non-convex optimization. In *Advances in Neural Information Processing Systems*.
- Deng, Z., Kammoun, A. and Thrampoulidis, C. (2019). A model of double descent for high-dimensional binary linear classification. *arXiv preprint arXiv:1911.05822*.
- Dereziński, M., Liang, F. and Mahoney, M. W. (2019). Exact expressions for double descent and implicit regularization via surrogate random design. *arXiv preprint arXiv:1912.04533*.
- Du, S., Lee, J., Li, H., Wang, L. and Zhai, X. (2019a). Gradient descent finds global minima of deep neural networks. In *International Conference on Machine Learning*.

- Du, S. S., Hu, W. and Lee, J. D. (2018). Algorithmic regularization in learning deep homogeneous models: Layers are automatically balanced. In *Advances in Neural Information Processing Systems*.
- Du, S. S., Zhai, X., Poczos, B. and Singh, A. (2019b). Gradient descent provably optimizes over-parameterized neural networks. In *International Conference on Learning Representations*.
- Duan, N., Li, K.-C. et al. (1991). Slicing regression: A link-free regression method. *Annals of Statistics*, **19** 505–530.
- Fan, J. and Li, R. (2001). Variable selection via nonconcave penalized likelihood and its oracle properties. *Journal of the American Statistical Association*, **96** 1348–1360.
- Fan, J., Liu, H. and Wang, W. (2018). Large covariance estimation through elliptical factor models. *Annals of Statistics*, **46** 1383–1414.
- Fan, J., Ma, C. and Zhong, Y. (2019a). A selective overview of deep learning. *arXiv preprint arXiv:1904.05526*.
- Fan, J., Wang, K., Zhong, Y. and Zhu, Z. (2020a). Robust high dimensional factor models with applications to statistical machine learning. *Statist. Sci.* to appear.
- Fan, J., Wang, W. and Zhong, Y. (2019b). Robust covariance estimation for approximate factor models. *Journal of Econometrics*, **208** 5–22.
- Fan, J., Wang, W. and Zhu, Z. (2020b). A shrinkage principle for heavy-tailed data: High-dimensional robust low-rank matrix recovery. *Annals of Statistics* to appear.
- Fan, J., Xue, L. and Zou, H. (2014). Strong oracle optimality of folded concave penalized estimation. *Annals of Statistics*, **42** 819.
- Genzel, M. (2016). High-dimensional estimation of structured signals from non-linear observations with general convex loss functions. *IEEE Transactions on Information Theory*, **63** 1601–1619.
- Gidel, G., Bach, F. and Lacoste-Julien, S. (2019). Implicit regularization of discrete gradient dynamics in linear neural networks. In *Advances in Neural Information Processing Systems*.
- Goldstein, L., Minsker, S. and Wei, X. (2018). Structured signal recovery from non-linear and heavy-tailed measurements. *IEEE Transactions on Information Theory*, **64** 5513–5530.
- Goldstein, L. and Wei, X. (2019). Non-Gaussian observations in nonlinear compressed sensing via Stein discrepancies. *Information and Inference: A Journal of the IMA*, **8** 125–159.
- Goodfellow, I., Bengio, Y. and Courville, A. (2016). *Deep learning*. MIT press.
- Gunasekar, S., Lee, J., Soudry, D. and Srebro, N. (2018a). Characterizing implicit bias in terms of optimization geometry. In *International Conference on Machine Learning*.

- Gunasekar, S., Lee, J. D., Soudry, D. and Srebro, N. (2018b). Implicit bias of gradient descent on linear convolutional networks. In *Advances in Neural Information Processing Systems*.
- Gunasekar, S., Woodworth, B. E., Bhojanapalli, S., Neyshabur, B. and Srebro, N. (2017). Implicit regularization in matrix factorization. In *Advances in Neural Information Processing Systems*.
- Györfi, L., Krzyżak, A., Kohler, M. and Walk, H. (2002). *A distribution-free theory of nonparametric regression*. Springer.
- Han, A. K. (1987). Non-parametric analysis of a generalized regression model: The maximum rank correlation estimator. *Journal of Econometrics*, **35** 303–316.
- Hardle, W., Hall, P. and Ichimura, H. (1993). Optimal smoothing in single-index models. *AOS* 157–178.
- Hastie, T., Montanari, A., Rosset, S. and Tibshirani, R. J. (2019). Surprises in high-dimensional ridgeless least squares interpolation. *arXiv preprint arXiv:1903.08560*.
- Hoff, P. D. (2017). Lasso, fractional norm and structured sparse estimation using a Hadamard product parametrization. *Computational Statistics & Data Analysis*, **115** 186–198.
- Horowitz, J. L. (2009). *Semiparametric and nonparametric methods in econometrics*, vol. 12. Springer.
- Huang, K., Wang, Y., Tao, M. and Zhao, T. (2020). Why do deep residual networks generalize better than deep feedforward networks?—A neural tangent kernel perspective. *arXiv preprint arXiv:2002.06262*.
- Jacot, A., Gabriel, F. and Hongler, C. (2018). Neural tangent kernel: Convergence and generalization in neural networks. In *Advances in Neural Information Processing Systems*.
- Jacques, L., Laska, J. N., Boufounos, P. T. and G., B. R. (2013). Robust 1-bit compressive sensing via binary stable embeddings of sparse vectors. *IEEE Transactions on Information Theory*, **59** 2082–2102.
- Ji, Z. and Telgarsky, M. (2019a). Gradient descent aligns the layers of deep linear networks. In *International Conference on Learning Representations*.
- Ji, Z. and Telgarsky, M. (2019b). The implicit bias of gradient descent on nonseparable data. In *Conference on Learning Theory*.
- Ji, Z. and Telgarsky, M. (2019c). A refined primal-dual analysis of the implicit bias. *arXiv preprint arXiv:1906.04540*.
- Jiang, B., Liu, J. S. et al. (2014). Variable selection for general index models via sliced inverse regression. *Annals of Statistics*, **42** 1751–1786.

- Ke, Y., Minsker, S., Ren, Z., Sun, Q., Zhou, W.-X. et al. (2019). User-friendly covariance estimation for heavy-tailed distributions. *Statistical Science*, **34** 454–471.
- Keskar, N. S., Mudigere, D., Nocedal, J., Smelyanskiy, M. and Tang, P. T. P. (2017). On large-batch training for deep learning: Generalization gap and sharp minima. In *International Conference on Learning Representations*.
- Kini, G. and Thrampoulidis, C. (2020). Analytic study of double descent in binary classification: The impact of loss. *arXiv preprint arXiv:2001.11572*.
- Koltchinskii, V., Lounici, K. and Tsybakov, A. B. (2011). Nuclear-norm penalization and optimal rates for noisy low-rank matrix completion. *Annals of Statistics*, **39** 2302–2329.
- LeCun, Y., Bengio, Y. and Hinton, G. (2015). Deep learning. *nature*, **521** 436–444.
- Lee, J., Xiao, L., Schoenholz, S., Bahri, Y., Novak, R., Sohl-Dickstein, J. and Pennington, J. (2019). Wide neural networks of any depth evolve as linear models under gradient descent. In *Advances in Neural Information Processing Systems*.
- Li, K.-C. (1991). Sliced inverse regression for dimension reduction. *Journal of the American Statistical Association*, **86** 316–327.
- Li, K.-C. (1992). On principal Hessian directions for data visualization and dimension reduction: Another application of Stein’s lemma. *Journal of the American Statistical Association*, **87** 1025–1039.
- Li, K.-C., Duan, N. et al. (1989). Regression analysis under link violation. *Annals of Statistics*, **17** 1009–1052.
- Li, Y. (2017). Deep reinforcement learning: An overview. *arXiv preprint arXiv:1701.07274*.
- Li, Y., Ma, T. and Zhang, H. (2018). Algorithmic regularization in over-parameterized matrix sensing and neural networks with quadratic activations. In *COLT*.
- Liang, T. and Rakhlin, A. (2018). Just interpolate: Kernel “ridgeless” regression can generalize. *arXiv preprint arXiv:1808.00387*.
- Lin, Q., Zhao, Z. and Liu, J. S. (2019). Sparse sliced inverse regression via Lasso. *Journal of the American Statistical Association* 1–33.
- Lin, Q., Zhao, Z., Liu, J. S. et al. (2018). On consistency and sparsity for sliced inverse regression in high dimensions. *Annals of Statistics*, **46** 580–610.
- Lyu, K. and Li, J. (2020). Gradient descent maximizes the margin of homogeneous neural networks. In *International Conference on Learning Representations*.

- Ma, C., Wang, K., Chi, Y. and Chen, Y. (2020). Implicit regularization in nonconvex statistical estimation: Gradient descent converges linearly for phase retrieval, matrix completion, and blind deconvolution. *Foundations of Computational Mathematics*, **20** 451–632.
- Ma, C., Wu, L. et al. (2019). On the generalization properties of minimum-norm solutions for over-parameterized neural network models. *arXiv preprint arXiv:1912.06987*.
- McCullagh, P. and Nelder, J. A. (1989). *Generalized Linear Models*. Chapman and Hall.
- Mei, S., Misiakiewicz, T. and Montanari, A. (2019). Mean-field theory of two-layers neural networks: Dimension-free bounds and kernel limit. In *Conference on Learning Theory*.
- Mei, S. and Montanari, A. (2019). The generalization error of random features regression: Precise asymptotics and double descent curve. *arXiv preprint arXiv:1908.05355*.
- Mei, S., Montanari, A. and Nguyen, P.-M. (2018). A mean field view of the landscape of two-layer neural networks. *Proceedings of the National Academy of Sciences*, **115** E7665–E7671.
- Minsker, S. (2018). Sub-Gaussian estimators of the mean of a random matrix with heavy-tailed entries. *Annals of Statistics*, **46** 2871–2903.
- Minsker, S. and Wei, X. (2020). Robust modifications of U-statistics and applications to covariance estimation problems. *Bernoulli*, **26** 694–727.
- Montanari, A., Ruan, F., Sohn, Y. and Yan, J. (2019). The generalization error of max-margin linear classifiers: High-dimensional asymptotics in the overparametrized regime. *arXiv preprint arXiv:1911.01544*.
- Muthukumar, V., Vodrahalli, K., Subramanian, V. and Sahai, A. (2020). Harmless interpolation of noisy data in regression. *IEEE Journal on Selected Areas in Information Theory*.
- Na, S., Yang, Z., Wang, Z. and Kolar, M. (2019). High-dimensional varying index coefficient models via stein’s identity. *Journal of Machine Learning Research*, **20** 1–44.
- Nacson, M. S., Lee, J., Gunasekar, S., Savarese, P. H. P., Srebro, N. and Soudry, D. (2019). Convergence of gradient descent on separable data. In *International Conference on Artificial Intelligence and Statistics*.
- Neykov, M., Liu, J. S. and Cai, T. (2016a). ℓ_1 -regularized least squares for support recovery of high dimensional single index models with Gaussian designs. *Journal of Machine Learning Research*, **17** 2976–3012.
- Neykov, M., Wang, Z. and Liu, H. (2016b). Agnostic estimation for misspecified phase retrieval models. In *Advances in Neural Information Processing Systems*.
- Neyshabur, B., Tomioka, R., Salakhutdinov, R. and Srebro, N. (2017). Geometry of optimization and implicit regularization in deep learning. *arXiv preprint arXiv:1705.03071*.

- Neyshabur, B., Tomioka, R. and Srebro, N. (2014). In search of the real inductive bias: On the role of implicit regularization in deep learning. *arXiv preprint arXiv:1412.6614*.
- Otter, D. W., Medina, J. R. and Kalita, J. K. (2020). A survey of the usages of deep learning in natural language processing. *IEEE Transactions on Neural Networks and Learning Systems* 1–21.
- Oymak, S. and Soltanolkotabi, M. (2018). Overparameterized nonlinear learning: Gradient descent takes the shortest path? *arXiv preprint arXiv:1812.10004*.
- Plan, Y. and Vershynin, R. (2012). Robust 1-bit compressed sensing and sparse logistic regression: A convex programming approach. *IEEE Transactions on Information Theory*, **59**.
- Plan, Y. and Vershynin, R. (2013). One-bit compressed sensing by linear programming. *Communications on Pure and Applied Mathematics*, **66**.
- Plan, Y. and Vershynin, R. (2016). The generalized Lasso with non-linear observations. *IEEE Transactions on information theory*, **62** 1528–1537.
- Plan, Y., Vershynin, R. and Yudovina, E. (2017). High-dimensional estimation with geometric constraints. *Information and Inference: A Journal of the IMA*, **6** 1–40.
- Poggio, T., Kawaguchi, K., Liao, Q., Miranda, B., Rosasco, L., Boix, X., Hidary, J. and Mhaskar, H. (2017). Theory of deep learning III: Explaining the non-overfitting puzzle. *arXiv preprint arXiv:1801.00173*.
- Qian, W., Ding, S. and Cook, R. D. (2019). Sparse minimum discrepancy approach to sufficient dimension reduction with simultaneous variable selection in ultrahigh dimension. *Journal of the American Statistical Association*, **114** 1277–1290.
- Rahimi, A. and Recht, B. (2008). Random features for large-scale kernel machines. In *Advances in Neural Information Processing Systems*.
- Raskutti, G., Wainwright, M. J. and Yu, B. (2011). Minimax rates of estimation for high-dimensional linear regression over ℓ_q -balls. *TIT*, **57** 6976–6994.
- Recht, B., Maryam Fazel, M. and Parrilo, P. A. (2010). Guaranteed minimum-rank solutions of linear matrix equations via nuclear norm minimization. *SIAM Review*, **52** 471–501.
- Rohde, A. and Tsybakov, A. B. (2011). Estimation of high-dimensional low-rank matrices. *Annals of Statistics*, **39** 887–930.
- Rotskoff, G. M. and Vanden-Eijnden, E. (2018). Neural networks as interacting particle systems: Asymptotic convexity of the loss landscape and universal scaling of the approximation error. *arXiv preprint arXiv:1805.00915*.
- Sirignano, J. and Spiliopoulos, K. (2018). Mean field analysis of neural networks. *arXiv preprint arXiv:1805.01053*.

- Soudry, D., Hoffer, E., Nacson, M. S., Gunasekar, S. and Srebro, N. (2018). The implicit bias of gradient descent on separable data. *Journal of Machine Learning Research*, **19** 2822–2878.
- Stein, C., Diaconis, P., Holmes, S., Reinert, G. et al. (2004). Use of exchangeable pairs in the analysis of simulations. In *Stein’s Method*. Institute of Mathematical Statistics, 1–25.
- Stein, C. et al. (1972). A bound for the error in the normal approximation to the distribution of a sum of dependent random variables. In *Proceedings of the Sixth Berkeley Symposium on Mathematical Statistics and Probability*, vol. 2. The Regents of the University of California.
- Swirszcz, G., Czarnecki, W. M. and Pascanu, R. (2016). Local minima in training of neural networks. In *International Conference on Learning Representations*.
- Tan, K. M., Wang, Z., Zhang, T., Liu, H. and Cook, R. D. (2018). A convex formulation for high-dimensional sparse sliced inverse regression. *Biometrika*, **105** 769–782.
- Thrampoulidis, C., Abbasi, E. and Hassibi, B. (2015). Lasso with non-linear measurements is equivalent to one with linear measurements. In *Advances in Neural Information Processing Systems*.
- Thrampoulidis, C. and Rawat, A. S. (2018). The generalized Lasso for sub-Gaussian observations with dithered quantization. *Allerton Conference on Communication, Control, and Computing* 624–631.
- Torfi, A., Shirvani, R. A., Keneshloo, Y., Tavvaf, N. and Fox, E. A. (2020). Natural language processing advancements by deep learning: A survey. *arXiv preprint arXiv:2003.01200*.
- Tsybakov, A. B. (2008). *Introduction to Nonparametric Estimation*. Springer.
- Vaškevičius, T., Kanade, V. and Rebeschini, P. (2019). Implicit regularization for optimal sparse recovery. In *Advances in Neural Information Processing Systems*.
- Vershynin, R. (2018). *High-Dimensional Probability: An Introduction with Applications in Data Science*. Cambridge Series in Statistical and Probabilistic Mathematics, Cambridge University Press.
- Voulodimos, A., Doulamis, N., Doulamis, A. and Protopapadakis, E. (2018). Deep learning for computer vision: A brief review. *Computational Intelligence and Neuroscience*, **2018**.
- Wei, C., Lee, J. D., Liu, Q. and Ma, T. (2019). Regularization matters: Generalization and optimization of neural nets vs their induced kernel. In *Advances in Neural Information Processing Systems*.
- Wei, X. (2018). Structured recovery with heavy-tailed measurements: A thresholding procedure and optimal rates. *arXiv preprint arXiv:1804.05959*.
- Wei, X. and Minsker, S. (2017). Estimation of the covariance structure of heavy-tailed distributions. In *Advances in Neural Information Processing Systems*.

- Weinan, E., Ma, C. and Wu, L. (2019). A comparative analysis of optimization and generalization properties of two-layer neural network and random feature models under gradient descent dynamics. *Science China Mathematics* 1–24.
- Wilson, A. C., Roelofs, R., Stern, M., Srebro, N. and Recht, B. (2017). The marginal value of adaptive gradient methods in machine learning. In *Advances in Neural Information Processing Systems*.
- Xia, Y. (2008). A multiple-index model and dimension reduction. *Journal of the American Statistical Association*, **103** 1631–1640.
- Xia, Y., Tong, H. and Li, W. K. (1999). On extended partially linear single-index models. *Biometrika*, **86** 831–842.
- Xu, T., Zhou, Y., Ji, K. and Liang, Y. (2018). When will gradient methods converge to max-margin classifier under ReLU models? *arXiv preprint arXiv:1806.04339*.
- Yang, Z., Balasubramanian, K. and Liu, H. (2017a). High-dimensional non-Gaussian single index models via thresholded score function estimation. In *International Conference on Machine Learning*. JMLR. org.
- Yang, Z., Balasubramanian, K., Wang, Z. and Liu, H. (2017b). Estimating high-dimensional non-Gaussian multiple index models via Stein’s lemma. In *Advances in Neural Information Processing Systems*.
- Yang, Z., Yang, L. F., Fang, E. X., Zhao, T., Wang, Z. and Neykov, M. (2019). Misspecified non-convex statistical optimization for sparse phase retrieval. *Mathematical Programming*, **176** 545–571.
- Yehudai, G. and Shamir, O. (2019). On the power and limitations of random features for understanding neural networks. In *Advances in Neural Information Processing Systems*.
- Yun, C., Sra, S. and Jadbabaie, A. (2019). Small nonlinearities in activation functions create bad local minima in neural networks. In *International Conference on Learning Representations*.
- Zhang, C., Bengio, S., Hardt, M., Recht, B. and Vinyals, O. (2017). Understanding deep learning requires rethinking generalization. *International Conference on Learning Representations*.
- Zhang, C.-H. et al. (2010). Nearly unbiased variable selection under minimax concave penalty. *Annals of Statistics*, **38** 894–942.
- Zhang, Y., Guo, W. and Ray, S. (2016). On the consistency of feature selection with lasso for non-linear targets. In *International Conference on Machine Learning*.
- Zhao, P., Yang, Y. and He, Q.-C. (2019). Implicit regularization via Hadamard product over-parametrization in high-dimensional linear regression. *arXiv preprint arXiv:1903.09367*.

- Zhu, Z. (2017). Taming the heavy-tailed features by shrinkage and clipping. *arXiv preprint arXiv:1710.09020*.
- Zou, D., Cao, Y., Zhou, D. and Gu, Q. (2018). Stochastic gradient descent optimizes over-parameterized deep ReLU networks. *arXiv preprint arXiv:1811.08888*.