

Less is More: A privacy-respecting Android malware classifier using Federated Learning

Rafa Gálvez¹, Veelasha Moonsamy², and Claudia Diaz³

¹imec-COSIC ESAT/KU Leuven, Belgium, E-mail: rafa@kuleuven.be

²Radboud University, The Netherlands, E-mail: email@veelasha.org

³imec-COSIC ESAT/KU Leuven, Belgium, E-mail: claudia.diaz@esat.kuleuven.be

Abstract

Android continues to dominate the mobile operating system market and remains the most popular choice amongst smartphone users. Consequently, Android remains an attractive target for malware authors and as such, the mobile platform is still highly prone to infections caused by malicious applications. To tackle this problem, malware classifiers leveraging machine learning techniques have been proposed, with varying degrees of success. In fact, it can be observed that for machine learning models to produce good results, they often need to rely on a large, diverse set of features – which are indicative of apps installed by users. This, in turn, raises privacy concerns as it has been shown that features used to train and test machine learning models can provide insights into user’s preferences. As such, there is a need for a decentralized, privacy-respecting Android malware classifier which can protect users from both malware infections and the misuse of private, sensitive information stored on their mobile devices.

To fill this gap, we propose LiM – a malware classification framework which leverages the power of Federated Learning to detect and classify malicious apps in a privacy-respecting manner. Data about newly installed apps is kept locally on the users’ devices while users benefit from the learning process from each other, and the service provider cannot infer which apps were installed by each user. To re-

alize such classifier in a setting where users cannot provide ground truth (i.e. they cannot tell whether an app is malicious), we use a safe semi-supervised ensemble that maximizes the increase on classification accuracy with respect to a baseline classifier the service provider trains. We implement LiM and show that the cloud has F1 score of 95%, while clients have perfect recall with only 1 false positive in 100 apps, using a dataset of 25K clean apps and 25K malicious apps, 200 users and 50 rounds of federation. Furthermore, we also conducted a security analysis to demonstrate that LiM remains robust against poisoning attacks.

1 Introduction

In 2019, Google reported that there are 2.5 billion active Android devices [7] – almost a decade after its first launch. Google’s popular mobile operating system (OS), Android, is expected to continue to hold a tight grip on the mobile market share for the years to come [8]. This phenomenon, however, comes at a cost. Since its release, Android has been known to be an attractive, sought-after target for malware proliferation, and unfortunately, this still holds true till date [33]. Additionally, the fact that Android applications (apps) can be installed from both the official app store, i.e. Google Play and third-party stores, and the plethora of device manufacturers involved

make it challenging to deploy security measures that can scale easily.

The Android research community has worked towards novel solutions to thwart malware propagation. This effort has always been a constant, on-going arms race. One common approach that has proven quite successful so far is the application of *machine learning* (ML) algorithms for malware detection and classification. ML solutions can be grouped under the following three categories: (i) cloud-based, (ii) client-based and (iii) hybrid, i.e. a combination of (i) and (ii). In cloud-based solutions [29, 40], the ML models are supplied with large sets of features that implicitly reveal users’ app preferences which can then be leveraged to conduct targeted advertising. While for client-based solutions [3], the ML models are known to compute predictions on the device itself; this approach is often resource consuming and results in high false positives as the models are not learning about new data as time goes by. Lastly, hybrid solutions [34, 4] provide users with more flexibility as apps that are flagged as suspicious on the device can be pushed to the cloud for further analysis.

In general, it cannot be denied that ML algorithms are effective at detecting malware. However, of notable concern, is the amount of information required for the ML models to produce good results and the associated repercussions on user’s privacy. More concretely, for the models to produce reasonable detection accuracies, it can be observed that the higher the number of raw features available for training and testing, the better are the results. Unfortunately, as demonstrated by Song et al. [35], ML models are capable of memorizing and leaking detailed information about datasets. This observation coupled with the fact that apps installed on a mobile device are highly representative of a user’s behavior, including their personal preferences, political views, etc. pose a huge threat to user’s privacy.

Motivation In 2017, Google introduced *Google Play Protect* [2], a service that Google uses to scan apps installed on Android users’ phones. A year later, the company published further details about the inner-workings of Google Play Protect [36, 24], which includes application of machine learning techniques at scale, and using app and Google Play data as data

sources. It was also then revealed that Google not only detects malicious apps installed from the Google Play store, but also from third-party stores. There are several privacy implications with Google’s approach due to the insights that can be derived from the vast amount of information Google can potentially learn about apps that have been installed both from the official *and* third-party app stores. This also bring forth the argument of free market and whether Google should hold such power over its Android users.

Therefore, to address the aforementioned concerns and shortcomings, we investigate the following key question: *How can we build a decentralized Android malware classifier that is privacy-respecting?*

In this paper, we present LiM – a framework that leverages the power of Federated Learning (FL) to (i) decentralize a malware classifier, and (ii) respect users’ privacy. State of the art FL models [39, 38, 27] allow users to keep their testing data locally while the learning process is done collaboratively to improve performance, i.e. users train their client models by providing ground truth on the delivered predictions, while a service provider aggregates the parameters of all models. LiM extends the traditional FL technique to the semi-supervised ML paradigm [12], enabling the application of FL in settings where users cannot provide ground truth, as is the case with correctly recognizing malicious apps. Semi-supervised models allow us to use both the labeled data of the cloud and the unlabeled data of the clients; the former trains fully supervised models and shares them with clients to be retrained with their testing data.

We validate the design by implementing LiM and measured its performance and its resilience against poisoning attacks. We carry out experiments using a dataset of 25K malware apps and 25K clean apps, simulating federations of 200 clients over 50 rounds. The results show that the cloud can reach 95% F1 score, and clients has as few as 1 false positive. Additionally, if faced with a strategic adversary whose goal is to perform a poisoning attack by controlling 50% of the clients, LiM showed that the remaining honest clients are successfully able to correctly identify the targeted, poisoned app. Thus, defeating the attack and ensuring that the global model’s predic-

tions do not get affected.

Our contributions:

1. We present a first, comprehensive design and implementation of a privacy-respecting Android malware classifier.
2. We demonstrate an effective way to combine Federated Learning and semi-supervised ensemble learning to enhance malware detection accuracy and privacy at the same time.
3. We conduct a security analysis to illustrate the robustness of LiM against poisoning attacks.
4. In the spirit of open science, we make our code available at *redacted for review*.

The rest of the paper is organized as follows: in section 2, we provide background knowledge about Federated Learning, semi-supervised learning and Android malware classification. Section 3 describes the threat model of LiM and in section 4, we elaborate on safe semi-supervised Federated Learning and how it is implemented in LiM. Section 5 provides the details of the LiM architecture and its associated building blocks, followed by the empirical results and security analysis in section 6. Section 7 presents a discussion based on the empirical results and avenues for future work together with key related work in section 8 and concluding remarks in section 9.

2 Background

2.1 Federated Learning

Federated Learning (also referred to as collaborative learning) is a technique that allows a machine learning algorithm to be trained in a distributed setting using a client-server architecture. Clients (i.e. mobile devices) train their own local models and send the resulting parameters to the cloud. In turn, the cloud aggregates the received parameters and pushes them back to the clients so that they can improve their performance. Thus, the cloud service provider does not have access to the raw client data, which is kept secret by the clients.

One way to set up an FL-based system is to distribute the architecture of a supervised classifier (typically a deep neural network) to clients, which then train them using labels provided by their own users [15]. The weights of the network are then aggregated by the cloud by taking their average and pushed back to the clients so that further iterations of local training can improve upon them.

A limitation of vanilla FL is that clients need to provide ground truth to train the local classifiers [12]. While applications such as predictive typing can benefit from this approach (since users know what they want to write), others, for e.g. malware classification cannot. We propose a solution to this problem using safe semi-supervised learning algorithms.

2.2 Safe semi-supervised learning

Semi-supervised learning (SSL) aims to use unlabeled information together with a labeled dataset to train a classifier. SSL algorithms exploit the fact that labeling data can be difficult and expensive, while collecting and learning labels from raw data has become easier with the commoditization of internet access and the plethora of apps installed on smartphones. One of the main challenges for the success of an SSL algorithm is to ensure it indeed learns useful information from unlabeled samples, as there is no ground truth for the algorithm to compare its predictions with.

Safe SSL addresses this challenge by assuring that a minimal baseline performance is always achieved, i.e. that unlabeled information does not worsen the performance of another (possibly fully supervised) classifier. A well-performing strategy to achieve safe SSL is to use an ensemble of learners that, combined through a set of learned weights, are likely to outperform the baseline model [18, 17].

An example of this kind of classifier is SAFEW [17]. Its goal is to maximize the worst-case performance gain of a set of base learner (i.e. base classifier), with respect to the baseline classifier, assuming the correct prediction can be realized by the convex combination of the base learners [17]. The learning task is to find their associated weights by solving a minimization problem whose constraints can embed prior knowledge. Equation 1 shows the formal description of the

problem. Given a set of n base learners and a baseline prediction y_0 , find a set of weights α_i for base learner predictions y_i such that performance with respect to final predictions $l(y, \sum_{i=1}^n \alpha_i y_i)$ is better than with respect to baseline prediction $l(y_0, \sum_{i=1}^n \alpha_i y_i)$ as measured by loss function l . For this guarantee to hold in a worst case scenario, we use a maximin formulation:

- maximize over the final predictions: $\max_{y \in H^u}$
- the worse case performance gain:

$$\min_{\alpha \in M} l(y_0, \sum_{i=1}^n \alpha_i y_i) - l(y, \sum_{i=1}^n \alpha_i y_i)$$

where $H = \{-1, +1\}$, u is the number of unlabeled samples, and M is a convex set from which weights are drawn. M can be tuned using domain knowledge, although it is not necessary.

$$\max_{y \in H^u} \min_{\alpha \in M} l(y_0, \sum_{i=1}^n \alpha_i y_i) - l(y, \sum_{i=1}^n \alpha_i y_i) \quad (1)$$

2.3 Android

2.3.1 Android manifest file

In the Android operating system (OS), apps are distributed as Android application package (APK) files. These files are simple archives which contain byte-code, resources and metadata. A user can install or uninstall an app (thus the APK file) by directly interacting with the smartphone. When an Android app is running, its code is executed in a sandbox. In practice, an app runs isolated from the rest of the system, and it cannot directly access other apps' data. The only way an app can gain access is via the mediation of inter-process communication techniques made available by Android. These measures are in place to prevent the access of malicious apps to other apps' data, which could potentially be privacy-sensitive.

Since Android apps run in a sandbox, they not only have restriction in shared memory usage, but also to most system resources. Instead, the Android OS provides an extensive set of Accessible Programming Interfaces (APIs), which allows access to system resources and services. In particular, the APIs that

give access to potentially privacy-violating services (e.g., camera, microphone) or sensitive data (e.g., contacts) are protected by the Android Permission System [10]. Developers have to explicitly mention the permissions, that require user's approval, in the `AndroidManifest.xml` file (hereon referred to as the Manifest file).

Besides permissions, the Manifest file also includes information about the app components [11], such as activities, services, broadcast receivers and content providers. An *activity* is the representation of a single screen that handles interactions between user and apps. *Services* are components that run in the background of the operating system to perform long-running operations while a different application is running in the foreground. *Broadcast receivers* respond to broadcast messages from other applications or the system. They allow an app to respond to broadcast announcements outside of a regular user flow. A *content provider* manages a shared set of app data and stores them in the file system. It also supplies data from one app to another on request.

It is worth noting that the information present in a Manifest file is not obfuscated and can be extracted via static analysis. It is to the app developer's best interest to not obfuscate the file as it would result in breaking the functionalities of the app, and therefore, rendering it useless. In section 6, we provide further details about the features used by our proposed classifier, LiM, to conduct malware detection.

2.3.2 Android malware classification

There are several proposals for machine learning classifiers that can detect malicious APKs targeting Android. We divide them in three categories: centralized, local and hybrid.

Centralized approaches use a cloud classifier to predict if an app is malicious or clean. Cloud-based approaches can accurately predict big testing datasets thanks to the advance feature engineering a cloud infrastructure can handle [29]. Both static and dynamic analysis can be performed, for e.g. such as taking into account the API call graphs of the apps and behavioral characteristics of an app during execution.

Local approaches install an already trained classifier on the user’s device. Due to the constrained resources available to the classifier, the feature set and the detection algorithm must be considerably more lightweight than in centralized approaches [3]. Lightweight dynamic analysis can be performed together with static analysis (for e.g. features from Manifest file).

Hybrid approaches combine local and cloud models. A first screening of the app is performed on the device itself using a lightweight feature set, and if necessary more features are collected and sent to the cloud to verify the prediction [34, 4].

Our proposal, LiM, aims to perform as well as centralized solutions and protect user information as performed by malware detection approaches conducted locally on the device, and thus, effectively combining both approaches in a single prediction step.

3 Threat model

Inspired by [32], we describe the threat model of LiM in terms of its attack surface, its trust model, the capabilities of the adversary and his goals.

The aim of our proposed framework is to conduct malware classification in a decentralized manner using learners that are trained with data that abides by the data minimization principle. Therefore, in our threat model we distinguish between two different adversaries (referred to as Adversary 1 and Adversary 2 below) who have the following goals:

1. Compromise **integrity**: adversary is successful at poisoning the federation rounds in order to trigger specific apps to be misclassified, as presented in [5].
2. Compromise **privacy**: adversary is able to learn privacy-sensitive information about the training set of the user, as presented in [21].

Adversary 1 targets the core of the service provided by a malware classifier, i.e. bypass the detection mechanism of the system. His goal is to change the model so that it misclassifies a specific malicious application. In a federated setting, he can change the

model by disguising himself as a user of the system and submitting specially crafted models to the federation. Further, we assume he has control over the malicious application, and that it can be tweaked so that the model is close to confusing it with a clean app. In this scenario, as a trust model, we assume that users trust their own devices and the service provider.

Adversary 2 aims to compromise the privacy of the user. To do so, he tries to learn information about the apps that users have installed on their devices, for e.g. the app names, categories, device usage patterns, etc. In a federated setting, we are interested in a passive global attacker, as described in [28], that resides at the service provider’s side and subsequently, infer information about the training apps of the clients using the models that are uploaded to the cloud. In this scenario, we assume that users only trust their own devices.

Both adversaries have white-box access to the service provider model (including architecture, feature set and hyper-parameters) in each federation round. Adversary 2 also has white-box access to the models of all clients in each round, while adversary 1 does not know the hyper-parameters of the honest users models.

The attack surface can thus be interpreted as the models of the clients participation in the federation. We assume the data collected by the service provider and the users has not been tampered with, and has been pre-processed correctly.

4 Safe semi-supervised federated learning

In this section, we provide further details about how the concept of FL can be extended to the semi-supervised paradigm. In particular, we present our arguments on how these two techniques are complementary in providing us with the necessary technical building blocks to implement a decentralized, privacy-respecting malware classifier.

Traditionally, FL employs a decentralized approach to train a neural model. Instead of upload-

ing data to servers for centralized training, clients aggregate their local data and share model updates with the global server. Such distributed approach has been shown to work with unbalanced datasets and data that are not independent or identically distributed across clients. Furthermore, FL’s success is dependent on properly labeled data which can then be passed on to train supervised learning models.

For the purpose of our work, we cannot rely on users assigning correct labels on the client’s side, as it cannot be guaranteed that they will correctly identify malicious apps. Therefore, we adopt semi-supervised methods that allow federated learning to train local models without user supervision. Labeled data is kept by the service provider, and clients use their unlabeled samples to update the parameters of their semi-supervised model stored locally.

Furthermore, we leverage the practical benefits of safe SSL, as described in section 2.2, to ensure that models trained by the clients are useful, i.e. they do not introduce confusion (via incorrect labels) in the federation but provide at least a high enough baseline performance.

In the case of LiM, the federation happens across the weights of the base learners, which clients estimate using their unlabeled testing datasets. The service provider then collects all client weights and aggregates them in a similar fashion as it would do with the weights of e.g. a deep neural network (DNN). It is important to note that the number of base learners is much lower than the number of neurons in a DNN – LiM compresses client data even more, taking advantage of the training process that the service provider performs on the base learners. We see this feature as a defense mechanism against *privacy attacks* (cf. section 3), as client updates will not be sparse anymore.

Moreover, in our proposed architecture, the service provider plays a greater role than in the classical, supervised FL in order to compensate for the lack of ground truth in the clients. It also selects the architecture and the feature sets of the different learners, as well as which learner will be used as baseline. Furthermore, LiM can provide protection against *integrity attacks* (cf. section 3) by comparing the weights of the clients with those generated

through its own unlabeled dataset.

Terminology. To improve readability of the remaining sections, we provide the reader with our working definition of key terminologies that we will rely on for the rest of the paper.

- *Client*: ML model that resides locally on the user’s mobile device
- *Cloud*: global ML model which is present at the service provider’s side, i.e. a trusted entity
- *SAFEW*: an ensemble of classifiers
- *Baseline learner*: bare minimum performance for an individual SAFEW classifier
- *Base learner*: individual algorithm that forms the ensemble learning

5 LiM architecture

Initialization phase: We assume the service provider has access to a ground truth (labeled) dataset and testing (unlabeled) dataset. On the client’s side, we assume users want to scan their installed apps (in a privacy-respecting manner) for presence of malware. LiM can be incorporated in the package installer of an Android OS and runs as privileged background service on each client’s phone.

To implement the scheme explained in section 4, we apply the SAFEW classifier introduced in section 2.2.

Round 0 of FL: In the first step of the federation, the cloud (i.e. service provider) trains a set of baseline and base learners using its labeled dataset, and estimates a set of weights for the base learners using its unlabeled data. In step 2, clients receive the trained learners in order to (step 3) estimate their own SAFEW weights using their own testing data (i.e. their installed apps). Then clients use these average weights to classify their installed apps (step 5). Users then complete their federation round by sending their client weights to the cloud (step 6). To aggregate them, the cloud first averages all the client

weights (step 7) and finally compute the median between these averaged client weights and the weights of its own SAFEW computed in step 1 (step 8). Finally, the cloud sends the federated weights to the clients to initiate a new round of federation. This process is depicted in figure 1.

Round 1 of FL (and beyond): Once Round 0 is completed, the service provider has the option of re-applying steps 1-2 at any point during the federation rounds; however, we did not consider this in our experimental evaluation. Alternatively, after applying step 3, using the cloud’s own weights, the client then average them with its own weight, as depicted in step 4. Steps 5-9 are then applied as described in Round 0.

It is worth noting that in LiM the service provider does not send its own weights in the initial round so as not to mix-up with the client weights. In later rounds, new federated weights are computed as using both clients’ and cloud’s weights. In order to aggregate all client weights, we compute their average; then, the service provider computes the median between the average client weights and its own. The design and rationale behind this construction is very conservative on purpose in order to counteract integrity attacks, critical for the performance of a decentralized malware classifier.

Moreover, the individual SAFEWs use the hinge loss function to estimate their weights from unlabeled data. While SAFEW supports different loss functions, they also show that hinge loss allows SAFEW to find the optimal prediction y using equation 2.

$$y = \text{sign}\left(\sum_{i=1}^n \alpha_i y_i\right) \quad (2)$$

where n is the number of base learners, y_i the predictions of base learner i , and α_i its weight.

We can also use different classifiers as SAFEW learners, as the optimization algorithm only uses their predictions to compute their weights. There are two main criteria to keep in mind when selecting alternative learners:

- They must provide a reasonable performance by on their own, e.g. over 90% F1 score.

- Their predictions must complement each other, i.e. the learners must be heterogeneous. If there is one clearly strong learner, SAFEW will just copy its predictions (i.e. its weight will be 1).

Additionally, domain knowledge can guide the aforementioned selection process, and it is possible to further constraint the set of possible weights M (cf. section 2.2) to reflect for e.g. the confidence that the designer has on each learner relative to each other. It is, however, important to note that LiM does not need a lot of domain information for its setup. Weights can be learnt from data without any domain knowledge, and there are no assumptions on the distribution of the testing dataset (e.g. no prior knowledge on the classes base rate).

In LiM, the service provider makes sure that the SAFEW ensemble distributed to the clients can perform better than the baseline, then testing it with its own labeled dataset and discarding those combinations of learners whose F1 score is lower than the baseline’s. In section 6 we compare the performance of standard learners to decide which combination is the most beneficial for malware detection.

6 Evaluation of the system

We empirically evaluate LiM as a federated malware classifier by simulating 200 clients and a single service provider for 50 federation rounds, running as a parallelized (across clients) Python program on a 4 Intel(R) Core(TM) i5-4590 CPU @ 3.30GHz cores using 7.5 GiB of RAM. The goal is to show how LiM performs using different configurations for the individual SAFEWs, as well as its evolution across rounds with respect to the different baseline learners and local (i.e. non-federated) SAFEWs.

Specifically, we set up LiM to use the following learners: k Nearest Neighbours with number of neighbors $n = 3$ (kNN n3), Logistic Regression with regularization parameter $c = 1$ (LR c1), Random Forests with number of decision trees $n=50$ (RF n50), 100 (RF n100) and 200 (RF n200), and Linear SVM with regularization parameter $c = 1$ (SVM c1). All learners are used in each experiment, rotating the baseline

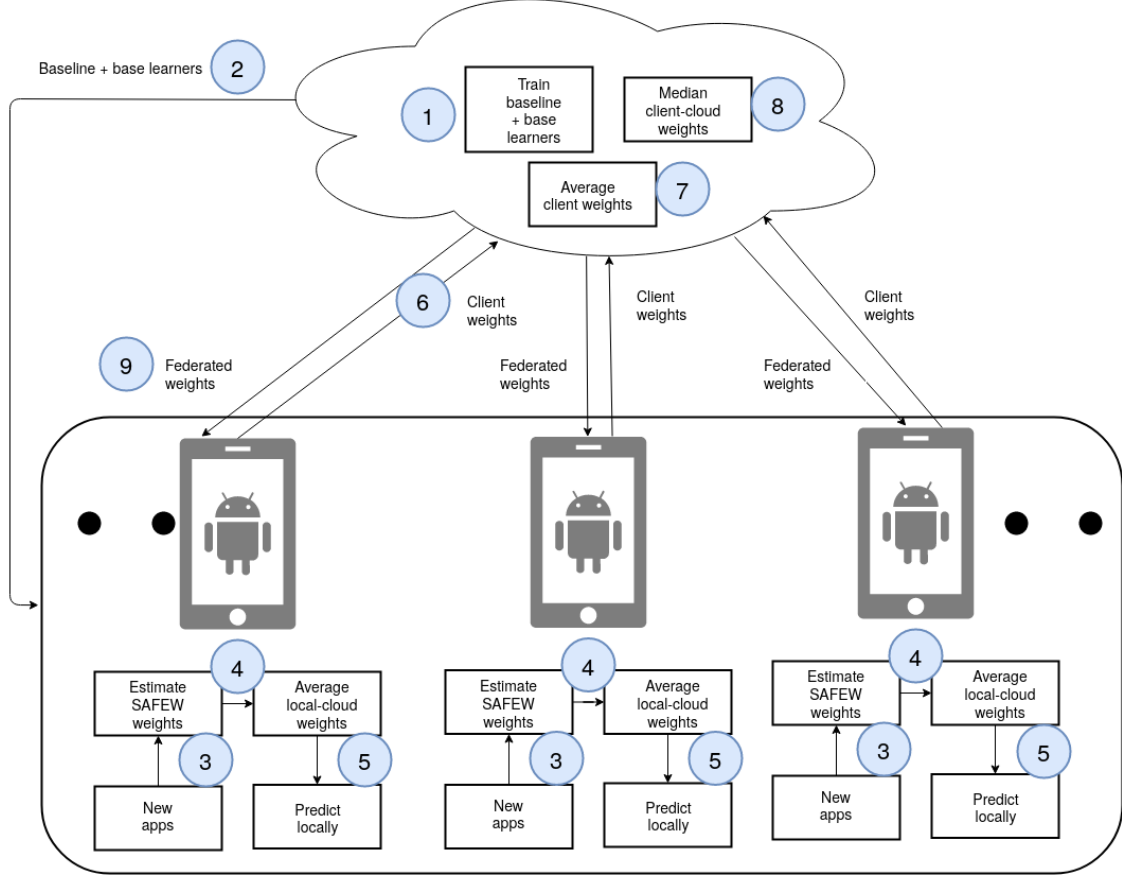


Figure 1: LiM architecture – the cloud and the clients all train their own SAFEW model, and weights are aggregated twice to distribute the information of the testing datasets of the users.

role across them. Clients only use those configurations that the cloud vetted as safe, i.e. where the cloud SAFEW outperformed or matched the performance of the baseline learner.

We perform 4 experiments per configuration using the top 100, top 200 and top 500 features (i.e. 12 experiments per configuration). Half of the simulations are done with 50% of adversarial clients to evaluate resilience against integrity attacks.

Section 6.1 describes the datasets we used, section 6.2 summarizes the results of the performance evaluation, and section 6.3 details the security analysis.

6.1 Datasets

We use the AndroZoo dataset [1] to obtain 25K clean apps, which were selected from the top 3 most popular stores (Anzhi, Appchina and Google Play Store) in the dataset as of October 2018. As for the malware samples, we collected 25K samples from the Android Malware Genome project [41] and the Android Malware Dataset project [37, 19]. We pick the latest version of apps, removing duplicates within the same store. It is possible that the same app is published in two different stores as different versions, but we consider they are effectively different apps as develop-

Table 1: Number of features per category. In the top 500, there are 55 features that belong to two categories: 54 of them can be declared as permissions or hardware components, the 55th (com_facebook_facebookcontentprovider) can be either an activity or a content provider.

	100	200	500
declared permissions	65	73	97
activities	19	80	232
services	3	13	71
intent filters	0	0	0
content providers	1	3	10
broadcast receivers	6	25	85
hardware components	24	24	24

ers may include different functionality for particular stores.

From each app we extract the manifest features proposed in Drebin [3]. While dynamic analysis can provide greater performance, it is both more resource intensive and more easily obfuscated. We then transform the statically extracted features into a vector of binary values indicating the presence of a feature (e.g. a specific permission) in the manifest of an app. Finally, we select the top 100, 200, and 500 out of 370K features using the chi-squared (chi2) test, which measures the correlation between a given feature and the class attribute. To summarize them, table 1 shows how many features belong to each of the Drebin categories.

Out of the 50K apps, we randomly sample a training set of 10K apps for training (all models) and use 32K apps for testing the cloud and 8K to test the clients, with a ~1K overlap between testing sets.

We simulate several rounds of federation as described in section 5. In the first round, clients have a set of 96 preinstalled apps extracted from an Android Pie emulator whose manifests have at least one permission. In later rounds, the clients install up to 5 apps drawn randomly from the client testing dataset, using a binomial distribution with bias 0.6 to randomize the number of apps. Each app will be a malware sample with probability 0.1. Moreover, to

model the fact that users install popular apps much more frequently than others, we create two sets of 50 apps based on the presence of popular features in the malware and clean datasets, and make clients draw apps from these sets with probability 0.8.

6.2 Performance evaluation

6.2.1 Performance metrics

To make a fair evaluation of LiM in a setting where users encounter many more clean apps than malicious (i.e. where classes are highly imbalanced) we use the F1 score, computed as $F1 = 2 * (precision * recall) / (precision + recall)$. Precision measures how many positive predictions (true positives + false positives) were actual positives (true positives), while recall measures how many actual positives (true positives + false negatives) were classified as positive (true positives). Since users typically install many more clean apps than malicious apps, it is easy for LiM to achieve high recall by predicting many positives at the expense of precision, which is not accounted for in other popular metrics like accuracy.

In order to better understand this balance between precision and recall across SAFEW configurations, we also report the raw number of false positives. End users can be sensible to small differences in the number of false alarms, even if the F1 score of two versions of LiM using different configurations of learners is very similar.

6.2.2 Performance results

Table 2 shows the F1 score and the number of false positives (FP) of clients using different sets of baseline and base learners, and averaged across experiments. The best performance, i.e. F1 score of 77.4% is achieved using kNN as baseline and 200 features, thanks to the low number of false positives. Baseline SVM also achieves high F1 score of 61% using 200 features.

Figure 2 shows the evolution of LiM using KNN as baseline. The first round of the federation brings a significant improvement in performance for LiM, and then the F1 score slowly grows similarly to how

Table 2: Comparison of client average performance across LiM, SAFEW, and different baselines. Experiments are carried out for 50 rounds of federation using the top 100, top 200 and top 500 features as per the chi2 test.

Baseline	Classifier #Features	FP			F1 (%)		
		Baseline	LiM	SAFEW	Baseline	LiM	SAFEW
KNN n3	200	7	1	6	35.7	77.4	39.3
	500	6	3	3	35.1	58.3	58.3
LR c1	100	5	5	5	43.0	45.8	43.5
	200	3	2	2	57.1	66.3	66.3
	500	4	4	4	46.7	46.3	47.8
RF n50	500	2	2	2	58.4	62.2	60.2
SVM c1	100	5	3	4	44.7	55.8	53.1
	200	3	3	6	53.7	61.0	46.5
	500	4	3	3	53.3	61.1	61.1

SAFEW (i.e. no-lim) and baseline do. By round 50, rounds advance. LiM reaches close to 80% F1 score.

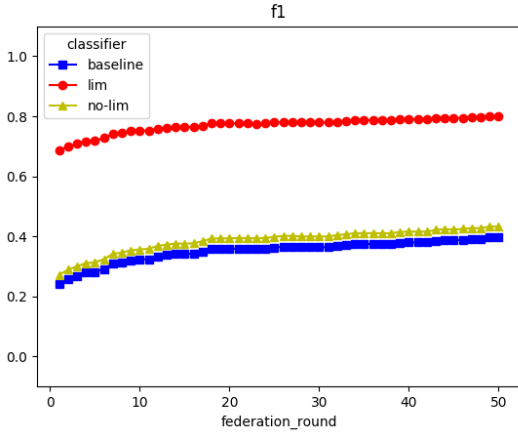


Figure 2: F1 score of 200 clients with 200 features, using kNN (n=3) as base learner. SAFEW (i.e. no-lim) improves on baseline, and LiM improves on SAFEW.

In figure 3, we can see how this performance gain comes from the reduction of false positives. The evolution shows that all clients keep the number of false positives to 1, whereas baseline KNN and SAFEW have some clients misclassify more clean apps as

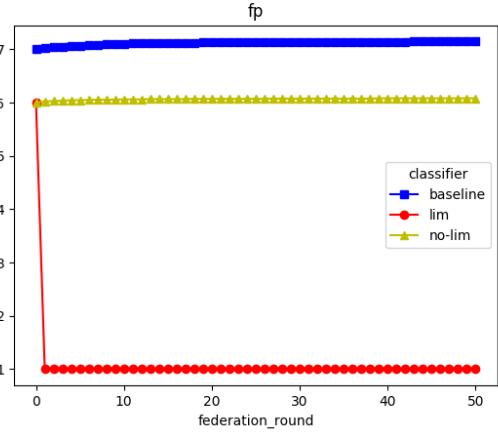


Figure 3: False positives of 200 clients with 200 features, using kNN (n=3) as base learner. LiM reduces the number of false positives to 1, while both SAFEW (i.e. no-lim) and baseline see them grow from 6 and 7 up respectively.

Table 3 shows the same metrics for the cloud participating in the federation of the previous clients. In this table we also report results from a **Centralized SAFEW** to estimate the performance when clients sub-

mit the feature vectors of their apps directly to the cloud, i.e. when no privacy is provided. We can see that LiM always matches the F1 score of the centralized SAFEW and that the number of false positives is the lowest using kNN with 200 features, which is consistent with the results of the clients. Regardless of the configuration used, the F1 score remains around 96%.

As we discussed in section 5, we assume the cloud SAFEW improves performance over its baseline. Thus, table 2 does not show client performance for most of the configurations where RFs are baselines, as table 3 shows that the F1 scores of the cloud SAFEW in round 0 is lower than the F1 score of the baselines.

6.2.3 Run-time performance

The cloud and the clients compute their LiM predictions in 3 steps:

1. Build a local SAFEW. New weights are computed using testing data.
2. Average local and federated weights
3. Compute new predictions using the new weights

For step 1, the cloud takes 13 seconds and an individual client at the beginning of the federation spends 0.1 seconds. Step 2 cost is negligible. Step 3 however, takes almost the same time as step 1: step 1 spends only 1/10 of the time computing new weights, which in step 3 is not necessary. Thus, clients spent 0.2 seconds computing the LiM predictions, while the cloud spent 26 seconds.

Note that the implementation was not optimized at all: at the very minimum, the base predictions from step 1 can be reused in step 3, making the total time closer to the time of step 1.

Regarding the training of the base learners, we observe each model taking 12.7s and the first cloud SAFEW prediction spending 13 seconds.

6.3 Security analysis

In section 3 we considered two different adversaries: one that aims to poison the federation in order to

make a specific malware app be classified as clean, and another that wants to learn about the apps users have installed.

Federated learning provides a defense mechanism against privacy attacks. It hides the raw features of the installed apps, making it more difficult for a service provider to infer information about them. However, the submitted models may still leak information that can be used to infer e.g. if a single app has been used to train them [21]. The attack presented in [21] relies on the fact that updates to the client models may change only a few of the model parameters, i.e. which specific parameters can reveal information about the apps used in that federation round.

In our setting, updates to client models only change the weights of the base learners. It is safe to assume that the number of base learners of SAFEW is significantly smaller than the number of weights in e.g. a deep neural network. As the information available for the adversary to perform the membership inference is greatly reduced, we assume the probability of success is low.

While the architecture of LiM can be seen as a mitigation against privacy attacks, the decentralization of the training process directly affects, in a positive manner, the integrity of the system. An adversary can freely participate in the federation by owning a subset of the clients, and subsequently having an influence on the overall federation through his own client models.

To analyze LiM’s resilience against this kind of attacks, we focus on the impact a strategic adversary has. We assume he controls over 50% of the clients, which he uses to make LiM misclassify a specific malware app from the client testing dataset (which he can modify) as clean. To make this app undetectable to LiM (i.e. a false negative), he will craft the weights of his malicious clients so that his **allied base learners** have an honest majority in the different layers of the federation. A base learner is an ally of the adversary if it classifies the malware app as clean. We assume there is at least one ally in the LiM configuration.

We formalize the problem in equations 3 through 7.

Let w be the honest weights of a malicious client, and w' the poisoned weights. The adversary goal is

Table 3: Comparison of cloud average performance across LiM, SAFEW, and different baselines. Experiments are carried out for 50 rounds of federation using the top 100, top 200 and top 500 features as per the chi2 test.

	Classifier	FP					F1 (%)				
		Baseline	Centralized	SAFEW	LiM	SAFEW	Baseline	Centralized	SAFEW	LiM	SAFEW
Baseline	#Features										
KNN n3	100	1008	978	979	978		94.7	94.4	94.4	94.4	
	200	1707	612	611	611		93.0	96.1	96.1	96.1	
	500	835	571	570	570		95.3	96.1	96.1	96.1	
LR c1	100	1032	720	718	719		94.3	95.8	95.8	95.8	
	200	853	649	648	644		94.6	96.1	96.1	96.1	
	500	730	656	654	633		95.0	96.2	96.2	96.2	
RF n100	100	667	736	736	736		95.8	95.7	95.7	95.7	
	200	604	647	647	647		96.1	96.1	96.1	96.1	
	500	590	618	618	618		96.4	96.2	96.2	96.2	
RF n200	100	663	755	755	755		95.8	95.7	95.7	95.7	
	200	590	658	658	658		96.2	96.1	96.1	96.1	
	500	579	589	589	589		96.4	96.2	96.2	96.2	
RF n50	100	660	732	732	732		95.8	95.7	95.7	95.7	
	200	596	654	654	654		96.1	96.0	96.0	96.0	
	500	567	632	631	533		96.3	96.2	96.2	96.3	
SVM c1	100	976	750	748	747		94.3	95.7	95.7	95.7	
	200	747	647	646	640		94.7	96.1	96.1	96.1	
	500	637	625	625	686		95.5	96.3	96.3	96.2	

to make them as similar as possible, to be as stealthy as possible. Equation 3 expresses this goal.

$$\min_{w'} \|w - w'\| \quad (3)$$

To maximize the chances of poisoning the federation, weights need to take into account multiple constraints. First, they must add up to one. Let b be the number of base learners; then the first constraint to the optimization problem is depicted in equation 4.

$$\sum_{i=1}^b w'_b = 1 \quad (4)$$

Second, for the compromised client to misclassify the targeted app, the weights of the classifiers that err in favour of the adversary must account for an honest majority. Let M be the indices of those allied classifiers in the SAFEW ensemble; then equation 5

expresses the **local constraint**:

$$\sum_{i=1}^b w'_i > 0.5, \{i \mid i \in M\} \quad (5)$$

Third, the cloud will average the weights of all the clients. Thus, the averaged weights of the allied classifiers must also hold an honest majority. Since the adversary does not have access to the weights of the honest clients, we can approximate it by averaging the **honest** weights of the malicious clients. Let w^c be the weights of the client c ; then equation 6 expresses the **clients constraint**.

$$\frac{1}{N+1} \sum_{c=1}^N \sum_{i=1}^b (w_i^c + w'_i) > 0.5, \{i \mid i \in M > 0.5\} \quad (6)$$

Finally, the cloud will compute the federated weights by averaging its own weights with the average of the clients. Assuming the weights of the cloud are

known, we can make the same honest majority across allied classifiers to hold by approximating it with the guessed average in equation 6. Let w^* be these averaged weights and w^{cloud} , the weights of the cloud; then equation 7 expresses the **cloud constraint**.

$$\frac{1}{2} \sum_{i=1}^b (w_i^{cloud} + w_i^*) > 0.5, \{i \mid i \in M > 0.5\}, \quad (7)$$

Each round, the adversary will try to solve this problem and submit the poisoned weights. If no solution is found, then he relaxes the problem by first dropping the cloud constraint, and then the client constraint. The adversary will always find a way to meet the local constraint.

All malicious clients install the same app targeted by the adversary. To bound the chances of success, we assume the app is crafted so that there is at least one allied base learner, and ensuring their cumulative weights lie between 0.3 and 0.4. This range makes it possible for the adversary to win, but assumes he cannot make an app that is misclassified by the weighted majority of base learners.

We compare how LiM gets affected by the attack under different configurations of learners.

Table 4 shows that poisoning has virtually no effect in the LiM cloud when using KNN as baseline (F1 score always around 96%). However, configurations with baselines LR and SVM see their performance drop with respect to SAFEW. It turns out the adversary is able to poison the honest clients using SVM as baseline every second round, causing the F1 score of the cloud to jump between 95.3% and 96.2%. We did not observe a stabilization in either direction during the 50 rounds of our simulations. In the case of baseline LR, clients perform slightly worse than SAFEW in the initial rounds, but the average difference between F1 scores of LiM clients and SAFEWs drops as rounds advance. This makes the cloud perform slightly worse on average, but reach almost the same score by round 50 (96.1%).

Table 5 compares the average client performance for honest LiM clients with baseline, SAFEW and adversarial (i.e. poisoned) clients. Clients using a baseline SVM with 200 features drop their performance with respect to baseline, due to their average F1 score

jumping from 0.2 to 0.6 every other round. Interestingly, as rounds advance, the success of the poisoning diminishes as the clients grow their F1 scores. When LR is used as baseline, the average performance of the LiM clients is lower than SAFEW, but as rounds advance it converges towards the same SAFEW 80% F1 score (last round).

We now look into the evolution of LiM clients using kNN as baseline classifier, as it is the one that still improves its performance with respect to baseline and SAFEW. Figure 4 shows clients improve over time and is able to perform better than baseline even though SAFEW does not. It also shows how the F1 score of the adversarial clients approximates the worst among the three, suggesting that the adversary is indeed poisoning LiM so that the submitted parameters are close to a potential honest set of parameters.

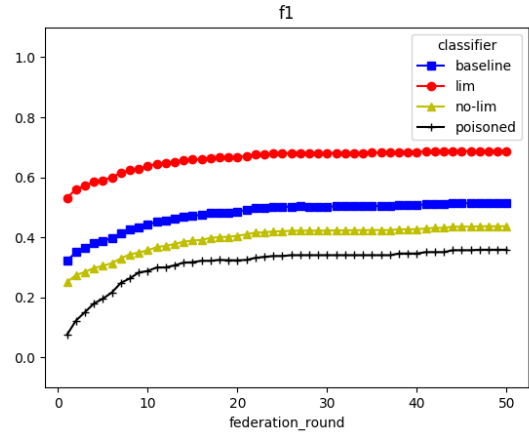


Figure 4: F1 score of 100 honest + 100 malicious clients, using 200 features with baseline kNN ($n=3$). SAFEW (i.e. no-lim) improves on baseline, and LiM improves on SAFEW.

Figure 5 shows the evolution of the false positives. Since the adversary only wants to trigger a false negative, the number of false positives in adversarial clients can indeed be minimized to behave as close to an honest client as possible.

Table 4: Comparison of cloud average performance across LiM, SAFEW, Centralized SAFEW and different baselines when 50% of the clients are adversarial. Experiments are carried out for 50 rounds of federation using the top 100, top 200 and top 500 features as per the chi2 test.

Baseline	Classifier	FP				F1 (%)			
		Baseline	Centralized SAFEW	LiM	SAFEW	Baseline	Centralized SAFEW	LiM	SAFEW
Baseline	#features								
KNN n3	100	1037	660	659	660	94.6	95.9	95.9	95.9
	200	1000	624	620	622	95.0	96.3	96.3	96.3
	500	856	508	507	503	95.3	96.5	96.5	96.5
LR c1	100	1046	735	731	731	94.2	95.7	95.7	95.7
	200	835	781	777	611	94.4	95.6	95.6	96.2
	500	733	591	591	561	95.0	96.2	96.2	96.3
SVM c1	100	951	823	820	755	94.1	95.4	95.4	95.7
	200	763	785	781	648	94.7	95.6	95.6	96.1
	500	635	724	722	622	95.4	95.9	96.0	96.2

Table 5: Comparison of client average performance across LiM, SAFEW and different baselines when 50% of the clients are adversarial. Experiments are carried out for 50 rounds of federation using the top 100, top 200 and top 500 features as per the chi2 test.

Baseline	Classifier	FP				F1 (%)			
		Baseline	LiM	SAFEW	Adv. client	Baseline	LiM	SAFEW	Adv. client
Baseline	#features								
KNN n3	100	10	2	5	2	31.1	66.4	52.1	33.6
	200	5	2	7	4	48.0	66.3	39.9	31.1
	500	7	2	5	3	37.1	54.0	48.3	17.9
LR c1	100	5	4	5	8	44.7	46.3	44.6	23.4
	200	3	2	2	8	62.5	71.3	75.0	33.1
	500	4	3	3	6	56.7	60.4	60.4	26.9
SVM c1	100	5	4	4	8	45.2	54.8	54.8	26.7
	200	3	5	10	7	60.3	52.4	36.1	27.1
	500	3	4	6	7	59.6	56.1	46.9	24.2

7 Discussion and future work

The evaluation results show that LiM can enable clients to learn from each other without users providing ground truth. The selection of learners for the individual SAFEWs proves to be an important task to carry out in order to reach this goal, as results vary accordingly to the strength of the individual learners and the variance across their predictions. We observe that random forests provide high F1 score by themselves, but LiM can outperform them by fine tun-

ing the weights of weaker but complementary learners, as explained in section 5. The best results were achieved when all learners influenced the final predictions, without copying those of for e.g. a random forest. Even though we used standard simple learners to focus on the federation itself, we expect LiM to greatly benefit from domain knowledge insights regarding the use of specific algorithms and architectures. Future work is needed to verify this hypothesis, possibly in other domains where users cannot provide ground truth themselves.

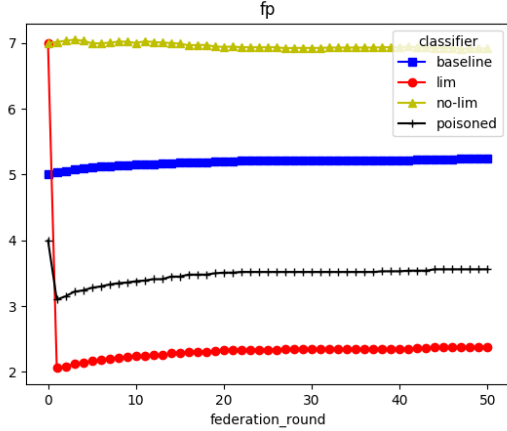


Figure 5: False positives of 200 clients with 200 features, using kNN ($n=3$) as base learner.

Our results also suggest that using relatively few features can provide better performance, rather than making use of large feature sets. While 100 features seem to be insufficient for LiM to perform well, we see that 200 is equal or sometimes better than using 500 features. While this type of data minimization is considered irrelevant when clients do not share their testing samples, it benefits both runtime performance and resilience against privacy attacks, which can exploit the sparseness of the shared models with respect to the training samples.

Regarding performance results, we highlight that 1) the cloud LiM matches and sometimes outperforms a privacy-invasive Centralized SAFEW (as well as multiple baseline classifiers), i.e. LiM does not sacrifice performance for privacy, and 2) clients can greatly reduce the number of false positives thanks to the federation rounds. The drastic improvement gain in the first round of federation and contribution of the client weights towards the weights of the cloud leads us to believe that increasing the number of clients in the simulations may reproduce this effect along further rounds, as there will be more information coming from the averaged client weights. Simulating LiM at scale can help clarify the relationship between the number of clients and LiM performance.

Interestingly, LiM can avoid virtually any privacy loss with respect to a centralized SAFEW as the federation of the clients provides enough information to arrive to the same weights of the privacy-invasive model. Even though the differences between the weights of the cloud without federation and the weights of the centralized SAFEW can be relatively high (e.g. to 0.1 in a single weight, 0.37 vs 0.47), clients can provide enough information to equalize them.

We envision LiM as a system that can be practically deployed in real-world smartphones. While market interests may dissuade powerful organizations like Google to deploy LiM in stock Android, we believe third-party ROMs differentiating themselves by being more privacy conscious (e.g. $/e^{1/1}$) can develop the client app as a privileged service executed upon the installation of (one or more) apps. This practical implementation would be able to perform static analysis over the manifest files of the newly installed apps, while trusting a neutral LiM service provider with the resulting client models.

Limitations & Future work: We expect future work to address the following limitations of the current formulation of LiM, namely:

- Malware family-wise classification is out of the scope in this paper. Our figures do not take into account the specific characteristics of the malware apps installed by clients.
- Conducted an extended analysis to study the evolution of LiM with different data distributions among cloud and clients models. We only simulate 50 rounds of federation with a static set of users installing apps and pre-defined parameters to simulate probabilities of installing malware, clean and popular apps.

We believe LiM is equipped to act as a self-evolving system that requires a very low maintenance overhead for the service provider, benefitting from the ever-enlarging set of apps users install on their devices and the geographic distribution of malware to prevent malware to disseminate in large numbers.

¹<https://e.foundation/>

8 Related work

8.1 Machine learning for Android malware classification

ML techniques to detect mobile malware have been extensively investigated, leveraging a few characteristics of the mobile applications (for example, call graphs [23], permissions [16], or both API calls and permissions [14]), and the results obtained were promising. Classification approaches have also been proposed to model and approximate the behaviors of Android applications and discern malicious apps from benign ones. The detection accuracy of a classification method depends on the quality of the features (for example, how specific the features are [25]).

In [22], Milosevic et al. implemented an app that detects malware locally through a pre-trained SVM classifier. They explicitly created a permission based model to detect malware. There is no information to recreate the model, although the model itself is available as part of the OWASP Seraphimdroid project [30]. The dataset they used has 200 benign and 200 malicious apps; however, since 2015, their dataset is no longer publicly available. For more recent state of the art related work in this area, we refer the reader to [29].

8.1.1 Feature minimization

In general, classification models perform better when an abundance of data is available for training. However, more data often means additional noise introduced in the model and more importantly, sensitive information can be inferred from the dataset, as shown in [26, 35]. Additionally, there are several work on feature selection that shows that choosing a selected set of features that are most representative of the dataset can provide better accuracy [25]. The downside with this approach, however, is that the signature database needs to be updated on a regular basis – this downside is addressed in our proposed classifier, LiM. Karbab et al. [13] generate a fingerprint based on three different sub-fingerprints, and uses it to detect if the APK has malicious payload belonging to a certain family. One of the sub-

fingerprints is the metadata fingerprint, which relies mostly on permission lists. They encode this fingerprint in a vector of 256 bits, each bit corresponding to one Android permission. They do not detect app IDs though, but only detect malware families. Pan et al. [31] show apps hog permissions without necessarily using them.

8.2 Federated learning

McMahan et al. [20] proposed federated learning as a way to distribute the training process of a deep neural network. This distribution allows users to keep data in their devices while a service provider aggregates and distributes the locally trained model across users, minimizing the amount of data collected by third parties about users.

One of the challenges of FL is to ensure that an adversary does not tamper with the training samples, i.e. by adding perturbed data into the model to trigger a misclassification [5]. Such an attack fall under the category of poisoning attack. In [6], Biggio et al. presented one of the early works about the impact of poisoning attack on malware clustering. They began by proposing an open-source malware clustering tool. To demonstrate its effectiveness, they imitated an attacker who is able to add crafted, poisoning samples with the goal of downgrading the proposed’s tool performance. Chen et al [9] conducted a more extensive study on poisoning attack strategies where they considered two different types of threat models, and demonstrated how an adversary can successfully introduce poisoned data into a neural network.

9 Conclusion

We have presented LiM, the first federated learning algorithm that works successfully without user supervision, making use of safe semi-supervised learning techniques. We demonstrate its utility as a malware detection system where users keep their apps secret from the service provider while detecting most of the malicious apps they install without raising many false alarms.

LiM is resistant against a strategic adversary that

crafts a malicious app in order to bypass the detection mechanism and compromises 50% of the clients. Thanks to the greater role of the service provider, LiM can defend against this attack while keeping its overall performance intact.

While we carried out its evaluation in the malware detection domain, LiM can be potentially applied to any problem where users cannot provide ground truth labels to the clients models, but would still benefit from the performance improvements of federated learning and its privacy properties.

References

- [1] Kevin Allix, Tegawendé F. Bissyandé, Jacques Klein, and Yves Le Traon. AndroZoo: Collecting Millions of Android Apps for the Research Community. In *Proceedings of the 13th International Conference on Mining Software Repositories*, MSR '16, pages 468–471, New York, NY, USA, 2016. ACM.
- [2] Android. Google Play Protect. <https://www.android.com/play-protect/>.
- [3] Daniel Arp, Michael Spreitzenbarth, Malte Hübner, Hugo Gascon, and Konrad Rieck. Drebin: Effective and Explainable Detection of Android Malware in Your Pocket. In *Proceedings 2014 Network and Distributed System Security Symposium*, San Diego, CA, 2014. Internet Society.
- [4] Saba Arshad, Munam A Shah, Abdul Wahid, Amjad Mehmood, Houbing Song, and Hongnian Yu. Samadroid: a novel 3-level hybrid malware detection model for android operating system. *IEEE Access*, 6:4321–4339, 2018.
- [5] Eugene Bagdasaryan, Andreas Veit, Yiqing Hua, Deborah Estrin, and Vitaly Shmatikov. How To Backdoor Federated Learning. *arXiv:1807.00459 [cs]*, July 2018.
- [6] Battista Biggio, Konrad Rieck, Davide Ariu, Christian Wressnegger, Igino Corona, Giorgio Giacinto, and Fabio Roli. Poisoning behavioral malware clustering. In *Proceedings of the 2014 Workshop on Artificial Intelligent and Security Workshop*, AISEC '14, page 27–36, New York, NY, USA, 2014. Association for Computing Machinery.
- [7] Russell Brandom. There are now 2.5 billion active android devices. The Verge, May 2019. <https://www.theverge.com/2019/5/7/18528297/google-io-2019-android-devices-play-store-total-number>.
- [8] Melissa Chau and Ryan Reith. Smartphone market share. International Data Corporation. <https://www.idc.com/promo/smartphone-market-share/os> – accessed 29 May 2020.
- [9] Xinyun Chen, Chang Liu, Bo Li, Kimberly Lu, and Dawn Song. Targeted backdoor attacks on deep learning systems using data poisoning. *arXiv preprint arXiv:1712.05526*, 2017.
- [10] Android Developers. <https://developer.android.com/guide/topics/permissions/overview> – accessed on 28 June 2019.
- [11] Google. Application fundamentals. <https://developer.android.com/guide/components/fundamentals>.
- [12] Peter Kairouz, H. Brendan McMahan, Brendan Avent, Aurélien Bellet, and Mehdi Bennis et al. Advances and Open Problems in Federated Learning. *arXiv:1912.04977 [cs, stat]*, December 2019.
- [13] ElMouatez Billah Karbab, Mourad Debbabi, and Djedjiga Mouheb. Fingerprinting Android packaging: Generating DNAs for malware detection. *Digital Investigation*, 18:S33–S45, August 2016.
- [14] TaeGuen Kim, BooJoong Kang, Mina Rho, Sakir Sezer, and Eul Gyu Im. A multimodal deep learning method for android malware detection using various features. *IEEE Transactions on Information Forensics and Security*, 14(3):773–788, 2018.

- [15] Jakub Konečný, Brendan McMahan, and Daniel Ramage. Federated optimization: Distributed optimization beyond the datacenter. *arXiv preprint arXiv:1511.03575*, 2015.
- [16] Jin Li, Lichao Sun, Qiben Yan, Zhiqiang Li, Witawas Srisa-an, and Heng Ye. Significant permission identification for machine-learning-based android malware detection. *IEEE Transactions on Industrial Informatics*, 14(7):3216–3225, 2018.
- [17] Yu-Feng Li, Lan-Zhe Guo, and Zhi-Hua Zhou. Towards Safe Weakly Supervised Learning. *IEEE Transactions on Pattern Analysis and Machine Intelligence*, pages 1–1, 2019.
- [18] Yu-Feng Li and Zhi-Hua Zhou. Towards making unlabeled data never hurt. *IEEE transactions on pattern analysis and machine intelligence*, 37(1):175–188, 2014.
- [19] Yuping Li, Jiyong Jang, Xin Hu, and Xinming Ou. Android malware clustering through malicious payload mining. In *International Symposium on Research in Attacks, Intrusions, and Defenses*, pages 192–214. Springer, 2017.
- [20] Brendan McMahan, Eider Moore, Daniel Ramage, Seth Hampson, and Blaise Agüera y Arcas. Communication-Efficient Learning of Deep Networks from Decentralized Data. In *Artificial Intelligence and Statistics*, pages 1273–1282, April 2017.
- [21] Luca Melis, Congzheng Song, Emiliano De Cristofaro, and Vitaly Shmatikov. Exploiting Unintended Feature Leakage in Collaborative Learning. In *2019 IEEE Symposium on Security and Privacy (SP)*, volume 1, San Francisco, CA, US, May 2019.
- [22] Nikola Milosevic, Ali Dehghantanha, and Kim-Kwang Raymond Choo. Machine learning aided Android malware classification. *Computers & Electrical Engineering*, 61:266–274, July 2017.
- [23] Omid Mirzaei, Guillermo Suarez-Tangil, Jose M de Fuentes, Juan Tapiador, and Gianluca Stringhini. Andrensemble: Leveraging api ensembles to characterize android malware families. *Proceedings of 14th ACM ASIA Conference on Computer and Communications Security (ACM ASIACCS 2019)*, 2019.
- [24] Damien Ocateau Mo Yu and Android Security & Privacy Team Chuangang Ren. Combating potentially harmful applications with machine learning at google: Datasets and models. Android Developers Blog, November 2018. <https://android-developers.googleblog.com/2018/11/combating-potentially-harmful.html>.
- [25] Veelasha Moonsamy, Jia Rong, and Shaowu Liu. Mining permission patterns for contrasting clean and malicious android applications. *Future Generation Computer Systems*, 36:122–132, July 2014.
- [26] Arvind Narayanan and Vitaly Shmatikov. Robust de-anonymization of large datasets (how to break anonymity of the netflix prize dataset). *University of Texas at Austin*, 2008.
- [27] Milad Nasr, Reza Shokri, and Amir Houmansadr. Comprehensive privacy analysis of deep learning: Passive and active white-box inference attacks against centralized and federated learning. In *2019 IEEE Symposium on Security and Privacy (SP)*, pages 739–753, 2019.
- [28] Milad Nasr, Reza Shokri, and Amir Houmansadr. Comprehensive Privacy Analysis of Deep Learning: Passive and Active White-box Inference Attacks against Centralized and Federated Learning. In *2019 IEEE Symposium on Security and Privacy (SP)*, volume 1, pages 1021–1035, San Francisco, CA, US, May 2019.
- [29] Lucky Onwuzurike, Enrico Mariconti, Panagiotis Andriotis, Emiliano De Cristofaro, Gordon Ross, and Gianluca Stringhini. Mamadroid: Detecting android malware by building markov chains of behavioral models (extended version).

ACM Transactions on Privacy and Security (TOPS), 22(2):1–34, 2019.

- [30] OWASP. OWASP Seraphim-Droid Project - OWASP. https://www.owasp.org/index.php/OWASP_Seraphim-Droid_Project.
- [31] Elleen Pan, Jingjing Ren, Martina Lindorfer, Christo Wilson, and David Choffnes. Panoptispy: Characterizing Audio and Video Exfiltration from Android Applications. *Proceedings on Privacy Enhancing Technologies*, 2018(4):33–50, October 2018.
- [32] Nicolas Papernot, Patrick McDaniel, Arunesh Sinha, and Michael P. Wellman. SoK: Security and Privacy in Machine Learning. In *2018 IEEE European Symposium on Security and Privacy (EuroS P)*, pages 399–414, April 2018.
- [33] Raj Samani. McAfee mobile threat report. Technical report, McAfee, 2020. <https://www.mcafee.com/content/dam/consumer/en-us/docs/2020-Mobile-Threat-Report.pdf>.
- [34] Andrea Saracino, Daniele Sgandurra, Gianluca Dini, and Fabio Martinelli. MADAM: Effective and Efficient Behavior-based Android Malware Detection and Prevention. *IEEE Transactions on Dependable and Secure Computing*, 15(1):83–97, January 2018.
- [35] Congzheng Song, Thomas Ristenpart, and Vitaly Shmatikov. Machine learning models that remember too much. In *Proceedings of the 2017 ACM SIGSAC Conference on Computer and Communications Security (CCS 2017)*, pages 587–601, 2017.
- [36] Sai Deep Tetali. Keeping 2 billion android devices safe with machine learning. Android Developers blog, May 2018. <https://android-developers.googleblog.com/2018/05/keeping-2-billion-android-devices-safe.html>.
- [37] Fengguo Wei, Yuping Li, Sankardas Roy, Xinming Ou, and Wu Zhou. Deep ground truth analysis of current android malware. In *International Conference on Detection of Intrusions and Malware, and Vulnerability Assessment*, pages 252–276. Springer, 2017.
- [38] Qiang Wang, Yang Liu, Tianjian Chen, and Yongxin Tong. Federated machine learning: Concept and applications. *ACM Transactions on Intelligent Systems and Technology (TIST)*, 10(2):1–19, 2019.
- [39] Xin Yao, Tianchi Huang, Chenglei Wu, Ruixiao Zhang, and Lifeng Sun. Towards faster and better federated learning: A feature fusion approach. In *2019 IEEE International Conference on Image Processing (ICIP)*, pages 175–179, 2019.
- [40] Hanlin Zhang, Yevgeniy Cole, Linqiang Ge, Sixiao Wei, Wei Yu, Chao Lu, Genshe Chen, Dan Shen, Erik Blasch, and Khanh D. Pham. Scanme mobile: A cloud-based android malware analysis service. *SIGAPP Appl. Comput. Rev.*, 16(1):36–49, April 2016.
- [41] Yajin Zhou and Xuxian Jiang. Dissecting android malware: Characterization and evolution. In *2012 IEEE symposium on security and privacy*, pages 95–109. IEEE, 2012.

A List of features

A.1 Top 100 features

- android.hardware.camera
- android.hardware.camera.autofocus
- android.hardware.microphone
- android.hardware.screen.landscape
- android.hardware.screen.portrait
- android.hardware.touchscreen.multitouch
- android.hardware.touchscreen.multitouch.distinct
- android.hardware.wifi

- android.permission.access_assisted_gps
- android.permission.access_coarse_location
- android.permission.access_coarse_updates
- android.permission.access_fine_location
- android.permission.access_gps
- android.permission.access_location
- android.permission.access_location_extra_commands
- android.permission.access_wifi_state
- android.permission.call_phone
- android.permission.change_wifi_state
- android.permission.get_tasks
- android.permission.install_packages
- android.permission.kill_background_processes
- android.permission.mount_unmount_filesystems
- android.permission.process_outgoing_calls
- android.permission.read_call_log
- android.permission.read_contacts
- android.permission.read_logs
- android.permission.read_phone_state
- android.permission.read_profile
- android.permission.read_settings
- android.permission.read_sms
- android.permission.receive_boot_completed
- android.permission.receive_sms
- android.permission.restart_packages
- android.permission.send_sms
- android.permission.system_alert_window
- android.permission.use_credentials
- android.permission.write_apn_settings
- android.permission.write_contacts
- android.permission.write_external_storage
- android.permission.write_settings
- android.permission.write_sms
- android.support.v4.content.fileprovider
- cn.domob.android.ads_domobactivity
- com.adfeiwo.ad.coverscreen_sa
- com.adfeiwo.ad.coverscreen_sr
- com.adfeiwo.ad.coverscreen_wa
- com.adwo.adsdk.adwoadbrowseractivity
- com.airpush.android.deliveryreceiver
- com.airpush.android.messagereceiver
- com.airpush.android.pushads
- com.airpush.android.pushservice
- com.airpush.android.userdetailsreceiver
- com.android.browser.permission.read_history_bookmarks
- com.android.browser.permission.write_history_bookmarks
- com.android.launcher.permission.install_shortcut
- com.android.launcher.permission.uninstall_shortcut
- com.android.vending.billing
- com.bving.img_ag
- com.bving.img_rv
- com.bving.img_se
- com.facebook.ads.interstitialadactivity
- com.facebook.facebookactivity
- com.facebook.loginactivity
- com.google.android.c2dm.permission.receive

- android.permission.change_configuration
- android.permission.change_network_state
- android.permission.change_wifi_state
- android.permission.clear_app_cache
- android.permission.get_tasks
- android.permission.install_packages
- android.permission.kill_background_processes
- android.permission.mount_unmount_filesystems
- android.permission.process_outgoing_calls
- android.permission.read_calendar
- android.permission.read_call_log
- android.permission.read_contacts
- android.permission.read_external_storage
- android.permission.read_logs
- android.permission.read_phone_state
- android.permission.read_profile
- android.permission.read_settings
- android.permission.read_sms
- android.permission.receive_boot_completed
- android.permission.receive_sms
- android.permission.receive_wap_push
- android.permission.record_audio
- android.permission.restart_packages
- android.permission.send_sms
- android.permission.system_alert_window
- android.permission.use_credentials
- android.permission.vibrate
- android.permission.write_apn_settings
- android.permission.write_calendar
- android.permission.write_contacts
- android.permission.write_external_storage
- android.permission.write_settings
- android.permission.write_sms
- android.support.v4.content.fileprovider
- biz.neoline.android.reader.bookmarksandtocactivity
- biz.neoline.android.reader.libraryactivity
- biz.neoline.android.reader.neobookreader
- biz.neoline.android.reader.textsearchactivity
- biz.neoline.app.core.core.application.shutdownreceiver
- biz.neoline.app.core.ui.android.dialogs.dialogactivity
- biz.neoline.app.core.ui.android.library.crashreportingactivity
- biz.neoline.test.donationactivity
- cn.domob.android.ads.domobactivity
- com.adfeiwo.ad.coverscreen.sa
- com.adfeiwo.ad.coverscreen.sr
- com.adfeiwo.ad.coverscreen.wa
- com.adwo.adsdk.adwoadbrowseractivity
- com.adwo.adsdk.adwosplashadactivity
- com.airpush.android.deliveryreceiver
- com.airpush.android.messagereceiver
- com.airpush.android.pushads
- com.airpush.android.pushservice
- com.airpush.android.smartwallactivity
- com.airpush.android.userdetailsreceiver
- com.amazon.device.messaging.permission.receive
- com.anddoes.launcher.permission.update_count

- com_android_browser_permission_read_history_bookmarks
- com_android_browser_permission_write_history_bookmarks
- com_android_launcher_permission_install_shortcut
- com_android_launcher_permission_uninstall_shortcut
- com_android_vending_billing
- com_biznessapps_layout_maincontroller
- com_biznessapps_player_playerservice
- com_biznessapps_pushnotifications_c2dmmessagesreceiver
- com_biznessapps_pushnotifications_c2dmregistrationreceiver
- com_bving_img_ag
- com_bving_img_rv
- com_bving_img_se
- com_chartboost_sdk_cbimpressionactivity
- com_elm_lma
- com_elm_lmr
- com_elm_lms
- com_elm_lmsk
- com_facebook_ads_audienccenetworkactivity
- com_facebook_ads_interstitialadactivity
- com_facebook_customtabactivity
- com_facebook_customtabmainactivity
- com_facebook_facebookactivity
- com_facebook_facebookcontentprovider
- com_facebook_loginactivity
- com_feiwothree_coverscreen_sa
- com_feiwothree_coverscreen_sr
- com_feiwothree_coverscreen_wa
- com_google_android_apps_analytics_analyticsreceiver
- com_google_android_c2dm_permission_receive
- com_google_android_gcm_gcmbroadcastreceiver
- com_google_android_gms_ads_adactivity
- com_google_android_gms_ads_purchase_inapppurchaseactivity
- com_google_android_gms_analytics_analyticsreceiver
- com_google_android_gms_analytics_analyticservice
- com_google_android_gms_analytics_campaigntrackingreceiver
- com_google_android_gms_analytics_campaigntrackingservice
- com_google_android_gms_appinvite_previewactivity
- com_google_android_gms_auth_api_signin_internal_signinhubactivity
- com_google_android_gms_auth_api_signin_revocationboundservice
- com_google_android_gms_common_api_googleapiactivity
- com_google_android_gms_gcm_gcmreceiver
- com_google_android_gms_measurement_appmeasurementcontentprovider
- com_google_android_gms_measurement_appmeasurementinstallreferrer
- com_google_android_gms_measurement_appmeasurementjobservice
- com_google_android_gms_measurement_appmeasurementreceiver
- com_google_android_gms_measurement_appmeasurementservice
- com_google_android_providers_gsf_permission_read_gservices
- com_google_firebase_iid_firebaseinstanceidinternalreceiver
- com_google_firebase_iid_firebaseinstanceidreceiver
- com_google_firebase_iid_firebaseinstanceidservice
- com_google_firebase_messaging_firebasemessagingservice
- com_google_firebase_provider_firebaseinitprovider
- com_google_update_dialog
- com_google_update_receiver
- com_google_update_updateservice
- com_htc_launcher_permission_update_shortcut

- com_klpcjg_wyxjvs102320_browseractivity
- com_klpcjg_wyxjvs102320_mainactivity
- com_klpcjg_wyxjvs102320_vdactivity
- com_kuguo_ad_boutiqueactivity
- com_kuguo_ad_mainactivity
- com_kuguo_ad_mainreceiver
- com_kuguo_ad_mainservice
- com_majeur_launcher_permission_update_badge
- com_mobclix_android_sdk_mobclixbrowseractivity
- com_nd_dianjin_activity_offerappactivity
- com_onesignal_gcmbroadcastreceiver
- com_onesignal_gcmintentservice
- com_onesignal_notificationopenedreceiver
- com_onesignal_permissionsactivity
- com_onesignal_syncservice
- com_parse_gcmbroadcastreceiver
- com_parse_parsebroadcastreceiver
- com_parse_pushservice
- com_paypal_android_sdk_payments_futurepaymentconfirmationactivity
- com_paypal_android_sdk_payments_futurepaymentinfoactivity
- com_paypal_android_sdk_payments_loginactivity
- com_paypal_android_sdk_payments_paymentactivity
- com_paypal_android_sdk_payments_paymentconfirmationactivity
- com_paypal_android_sdk_payments_paymentmethodactivity
- com_paypal_android_sdk_payments_paypalfuturepaymentactivity
- com_paypal_android_sdk_payments_paypalservice
- com_sec_android_provider_badge_permission_read
- com_sec_android_provider_badge_permission_write
- com_soft_android_appinstaller_finishactivity
- com_soft_android_appinstaller_firstactivity
- com_soft_android_appinstaller_rulesactivity
- com_soft_android_appinstaller_services_smssenderservice
- com_soft_android_appinstaller_sms_binarysmsreceiver
- com_soft_android_appinstaller_memberactivity
- com_soft_android_appinstaller_questionactivity
- com_software_application_c2dmreceiver
- com_software_application_checker
- com_software_application_main
- com_software_application_notificator
- com_software_application_offertactivity
- com_software_application_showlink
- com_software_application_smsreceiver
- com_software_application_permission_c2d_message
- com_sonyericsson_home_permission_broadcast_badge
- com_sonymobile_home_permission_provider_insert_badge
- com_startapp_android_publish_appwallactivity
- com_startapp_android_publish_fullscreenactivity
- com_startapp_android_publish_overlayactivity
- com_tencent_mobwin_mobinwinbrowseractivity
- com_umeng_common_net_downloadingservice
- com_uniplugin_sender_areceiver
- com_unity3d_ads_android_view_unityadsfullscreenactivity
- com_unity3d_player_unityplayeractivity
- com_unity3d_player_unityplayernativeactivity
- com_urbanairship_corereceiver
- com_urbanairship_push_pushservice

- com_vpon_adon_android_webinapp
- com_waps_offerswebview
- io_card_payment_cardioactivity
- io_card_payment_dataentryactivity
- net_youmi_android_adactivity
- net_youmi_android_adbrowser
- net_youmi_android_adreceiver
- net_youmi_android_adservice
- net_youmi_android_appoffers_youmioffersactivity
- net_youmi_android_youmireceiver
- tk_jianmo_study__bootbroadcastreceiver
- tk_jianmo_study__killpocessserve
- tk_jianmo_study__mainactivity