

Vision-Based Fall Event Detection in Complex Background Using Attention Guided Bi-directional LSTM

YONG CHEN¹ LU WANG¹ JIAJIA HU¹ MINGBIN YE¹

¹School of Information Engineering, Guangdong University of Technology, Guangzhou 510006, China

Corresponding author: Weitong Li (e-mail: liweitong@gdut.edu.cn).

This work was supported by the Science and Technology Planning Projection of Guangdong Province, China, under grant 2017A010101016.

ABSTRACT Fall event detection, as one of the greatest risks to the elderly, has been a hot research issue in the solitary scene in recent years. Nevertheless, there are few researches on the fall event detection in complex background. Different from most conventional background subtraction methods which depend on background modeling, Mask R-CNN method based on deep learning technique can clearly extract the moving object in noise background. We further propose an attention guided Bi-directional LSTM model for the final fall event detection. To demonstrate the efficiency, the proposed method is verified in the public dataset and self-build dataset. Evaluation of the algorithm performances in comparison with other state-of-the-art methods indicates that the proposed design is accurate and robust, which means it is suitable for the task of fall event detection in complex situation.

INDEX TERMS Fall detection, solitary scene, deep learning, LSTM, attention mechanism

I. INTRODUCTION

With the growth of the elderly population, the safety of the elders living alone becomes a rising issue for society [1]. Falling event is one of the most common and potential dangers occurring to elders residing in solitary indoor scenes, because the older people are deteriorating in physical function, slow sensory response and loss of balance [2]. In general, those falls cause injury, loss of mobility, and even more worse health problems. Therefore, the detection of fall events is essential to safety in solitary indoor scenes.

In recent years, varied methods based on advanced devices have been proposed for the detection of fall events. Wearable devices are growing fast, and they rely on sensors that are attached to the person's body, such as tilt sensors, accelerometers, gyroscopes, interface pressure sensors, and magnetometers, so they are widely used in previous works [3-7]. Although these approaches have achieved high performances in fall events detection for elder care, they have to wear the sensors in daily life. Therefore, they are not a practical solution since it is difficult for elders to wear specific devices for long-term use. Vision-based devices method are increasingly used in different scenarios. A variety of vision sensors have been applied in fall detection tasks, including RGB cameras, depth sensors, and infrared sensors [8]. Among them, RGB cameras are the cheapest and easy to

set up, since surveillance systems have been well developed in our daily life.

Plenty of works focus on camera-based fall detection methods and performed well on existing datasets [9-12]. The algorithm consists of two stages: background subtraction and feature classification. In the background subtraction stage, these methods are divided into traditional methods and deep learning methods. The former including inter-frame difference, Gaussian Mixture Model (GMM), and Geometric Multi-grid (GMG) [13-15] whereas the later one is commonly used Yolov3 [16, 17]. However, the conventional technique does not perform well when the lighting changes, shadow changes, and the changes in the background due to short-term movements, which is difficult to meet the urgent needs of fall detection in complicated scenes at present. Besides, the Yolov3 needs to cooperate with tracking technology to extract the bounding box of the single person and cannot get the contour information from the foreground object. Therefore, we use a new method, Mask R-CNN into the fall detection task [18], which not only has stronger robustness in the noise background but also achieves end-to-end training in the model.

In this paper, we propose an attention guided Bi-directional LSTM fall detection method to handle the complex background environment, which integrates the

information of spatial and temporal domains in complex scenes. We show that using our model for fall detection gives better results compared to the existing models [17, 19, 20].

In our method, an effective person detector Mask R-CNN is used for background subtraction firstly, and then a deep learning-based method is utilized for feature extraction. After obtaining the features, an attention guided Bi-directional LSTM model is developed to detect solitary fall events. Spatially, the visual attention model tends to focus on the most significant regions of fall events. The Bi-directional LSTM fuse the forward with backward time information to predict the classification results of continuous sequences.

The rest of this paper is organized as follows. Section 2 presents an overview of the related works on fall detection. The proposed fall detection framework is explained in Section 3, and Section 4 presents experimental results, evaluation of our technique, and comparison with other state-of-the-art methods are discussed. Section 5 concludes the paper with future research directions.

II. RELATED WORK AND CONTRIBUTION

Over the last few years, the fall detection algorithms can be divided into three main categories: wearable sensor-based methods, ambience sensor-based methods, and computer vision-based methods.

A wearable sensor-based fall detection system determines their motion status or position information by sensors worn on the older person's body. Most of the researches are based on accelerometers [21]. The acceleration sensor detection system determines whether or not to fall by analyzing and collecting the acceleration of multiple axes. The most common one in the literature is the three-axis accelerometer. Mathie et al. fixed the sensor at the waist to obtain the data of human body from walking to the fall in acceleration. After analyzing these data and combining the data with the threshold set, the fall and non-fall of human body can be judged [22]. Purwar et al. proposed a fall detection device composed of a three-axis acceleration sensor, a gyroscope and an inclination sensor. Based on multiple sensor data obtained and fused to detect whether the human body has fallen [23]. In these systems, most of the wearable sensors (such as accelerometers, gyroscopes, etc.) are cheaper, more accurate, and easier to operate than environmental sensors. However, they are highly invasive, which is their biggest drawback.

The environmental sensor-based method places the sensor around the environment [24, 25], which is typically in indoors. The signals used for detection include pressure, vibration, audio, infrared arrays, Wi-Fi, radar and so on. The main idea of this kind of fall detection method is using wireless techniques to identify environment change and building the relationship between the wireless signal and human activities [24]. It not only allows elderly person to perform daily activities naturally without wearing any equipment on the body [25], but also protects their privacy.

However, the cost of environmental sensor-based methods is relatively high, which is limited by the detective range.

With the development of computer vision and image processing technology, computer vision-based fall detection has become an important method, as the systems are less invasive to elderly and higher precision and robustness. The algorithm includes background subtraction and feature classification. In the traditional method, after the moving object is subtracted from the background, handcrafted features and classical machine learning methods are used to detect falling events in isolated scenes [26-31].

In [26, 27], fall detection is based on width to height aspect ratio of the human body. Mirmahboub et al. [28] utilize a simple background subtraction method to create the silhouette of the human body, and several features are then extracted from the silhouette area. Finally, an SVM classifier is employed to perform the classification based on these silhouette-related features. Rougier et al. [29] applied a shape matching technique to track the silhouette of the human body in the object video clip. The shape deformation is then quantified from these silhouettes, and the classification is based on the shape deformation using a Gaussian mixture model. An adaptive background Gaussian mixture model (GMM) is used to obtain the moving object in [30], and an ellipse shape is built from the moving object for body modeling. Several features are then extracted from the ellipse model. Unlike [29], two Hidden Markov Models (HMMs) are applied to classify falls and activities of daily living. Leila et al. [31] employed two shape features and one 2D position feature to distinguish different postures including standing, sitting, bending, squatting, lying on the side and lying toward the camera. Posture classification is completed by SVM algorithm. Rougier et al., proposed a method based on Motion History Image (MHI) and shape features [32]. This method used MHI to characterize the intensity of the action. According to the features provided by the direction of the fitting ellipse, the fall events were detected.

Deep learning method has been widely used in computer vision [33-36]. Unlike the most conventional vision-based fall detection methods relying on hand-crafted features, the methods based on deep learning techniques can automatically learn features and hence have got widely concern recently. In reference [17], VGG-16 net combined with an attention guided LSTM was applied to capture spatial-temporal features for fall detection. In [37], an extremely deep residual network and LSTM network were used for fall detection. Taramasco et al. [38] used a thermal sensor array for older people who live alone. They classified fall or non-fall by applying three recurrent classifiers (Bi-directional LSTM, LSTM, and GRU). Each classifier achieves an accurate performance. But, Bi-directional LSTM is the most performant to others classifiers.

The principal contribution of our work, with respect to the state of the art, is the implementation of Mask R-CNN applied to Background subtraction for fall detection.

Moreover, we takes into account not only the forward information of LSTM but also the backward information in feature classification stage, comparing with [17] method. Our method has achieved the state of art in the experiment.

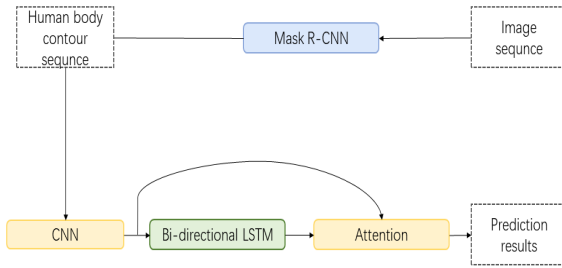


FIGURE 1. Attention guided Bi-directional LSTM architecture.

III. FALL DETECTION BASED ON ATTENTION GUIDED BI-DIRECTIONAL LSTM MODEL

We propose a new Bi-directional LSTM attention method for fall detection in the indoor environment, as shown in Figure 1, which is divided into three parts: Mask R-CNN layer, Bi-directional LSTM layer, and an attention layer. We first use the Mask-RCNN [18] to detect the person in the frames. After detecting, useful features are aimed to extract from each detected binary image of the human body contour. We use the output of the last convolutional layer of VGG-16 [39] and feed features of each binary image into attention guided Bi-directional LSTM model for final fall detection.

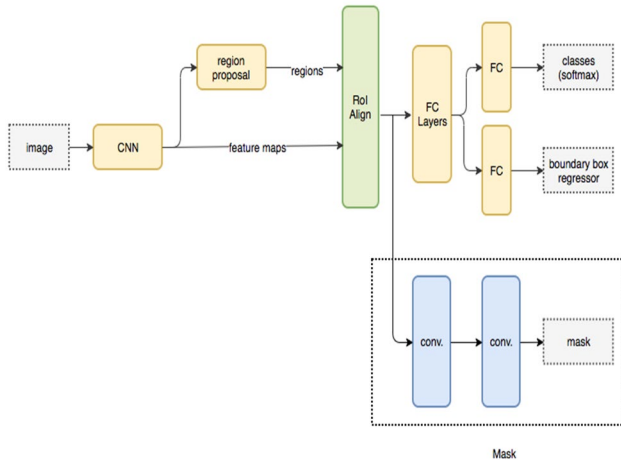


FIGURE 2. Mask R-CNN for background subtraction.

A. Mask-RCNN FOR BACKGROUND SUBTRACTION

Background subtraction is a key step in the process of fall detection. Only when the ideal human body contour is extracted, the falling behavior can be correctly classified according to the foreground contour. In the task of fall detection, the most commonly used algorithms are inter-frame difference [13], GMM [14], and GMG [15], but these

methods are sensitive to light, shadow and ghosting of moving objects.

In order to solve these challenges, we introduce Mask R-CNN based on deep learning to replace these conventional methods, which is faster and robust. Mask R-CNN is COCO 2016 challenge winner, the structure, as shown in Figure 2. Its performance outperform many two-stage algorithms and one-stage algorithms, such as R-CNN [40], Fast R-CNN [41], Faster R-CNN[42], Retina Net [43], Yolo series [44-46], SSD [47].

Mask R-CNN extends the technology of Faster R-CNN by adding a parallel branch to predict object mask and replacing ROI Align with ROI pooling, which not only improves the detection performance of small size object but also makes the model obtain more semantic information. Among the existing background subtraction algorithms, Mask RCNN can obtain the most accurate human body contour.

Table 1. Description of input and output parameters of the LSTM model.

x_t	Input to LSTM at time t .
f_t	Determines which part from the old information should be eliminated.
c_{t-1}	The memory of the previous unit.
c_t	The memory of the current unit.
h_{t-1}	The output from the previous LSTM unit.
h_t	the output of the current network.
i_t	Determines whether the new information should be updated or ignored.
g_t	Gives weight to the values which passed by, deciding their level of importance (-1 to 1).
p_t	Decides which parts of the cell state make it to the output.

B. Bi-directional LSTM LAYER

The CNN layer of this paper mainly extracts the features of the binary human body contour image induced by Mask R-CNN. Moreover, these features output a deep feature matrix of $T \times 4096$ through the full connection layer and transmit it to the Bi-directional LSTM layer (T is the number of video frames, which is 15 in here).

Bi-directional LSTM consists of a forward and backward direction LSTM. In the LSTM [48], the memory controller is used to determine which information is forgotten and retained. It is implemented through three structures: input gate, forget gate and output gate. The unit structure is shown in Figure 3, and the input and output parameters of the proposed method are given in Table 1.

The operation process is expressed as:

$$f_t = \text{sigmoid}(w_f h_{t-1} + u_f x_t + b_f), \quad (1)$$

$$i_t = \text{sigmoid}(w_i h_{t-1} + u_i x_t + b_i), \quad (2)$$

$$g_t = \tanh(w_g h_{t-1} + u_g x_t + b_g), \quad (3)$$

$$c_t = f_t c_{t-1} + i_t g_t, \quad (4)$$

$$p_t = \text{sigmoid}(w_o h_{t-1} + u_o x_t + b_o), \quad (5)$$

$$h_t = p_t \times \tanh(c_t), \quad (6)$$

Where w_f , w_i , w_g , w_o and u_f , u_i , u_g , u_o are the output of the previous feature vector and the input of the current feature vector through the weight of each control gate. b_f , b_i , b_g , and b_o are the bias terms passing through the control gate. (1) calculates the discarded information after passing through the forget gate. (2) and (3) calculate the value of the state update rate i_t and the state update vector g_t by outputting the door, and then give the input gate state update rate i_t , forget gate f_t and the state update vector g_t to calculate the update value c_t of c_{t-1} in the LSTM unit through (4). (5) and (6) determine which part of the unit state will be output through the output gate.

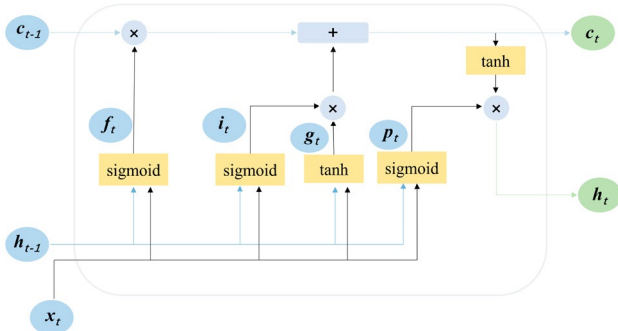


FIGURE 3. LSTM cell internal architecture.

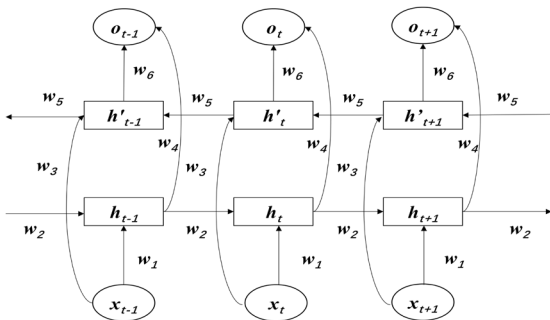


FIGURE 4. Bi-directional LSTM network model

The traditional LSTM network can only learn in one direction, thus ignoring the reverse information. However, in

Bi-directional LSTM [49], the input of the current moment not only depends on the previous video frame but also on the subsequent video frame.

The combination of the two LSTM units fully considers the temporal information before and after the video frame, and the model structure is shown in Figure 4. In the figure, w_i ($i = 1, \dots, 6$) denotes the weight from one unit layer to another, and x_t is the feature vector obtained by extracting deep features from the video frame through the VGG layer (1×4096), h means LSTM units of input feature sequence ($\dots, x_{t-1}, x_t, x_{t+1}, \dots$), g_t indicates LSTM units of input feature sequences ($\dots, x_{t+1}, x_t, x_{t-1}, \dots$) and o_t is the corresponding output after the feature vector passes through the Bi-directional LSTM network.

$$h_t = \text{sigmoid}(w_1 x_t + w_2 h_{t-1} + b_t^{(1)}), \quad (7)$$

$$h'_t = \text{sigmoid}(w_3 x_t + w_5 h'_{t+1} + b_t^{(2)}), \quad (8)$$

$$o'_t = \tanh(w_4 h_t + b_t^{(3)}), \quad (9)$$

$$o''_t = \tanh(w_6 h'_t + b_t^{(4)}), \quad (10)$$

$$o_t = \frac{(o'_t + o''_t)}{2}, \quad (11)$$

Where $b_t^{(1)}$, $b_t^{(2)}$, $b_t^{(3)}$, $b_t^{(4)}$ are the biases in the Bi-directional LSTM network at time t . o'_t and o''_t are the results of two LSTM units dealing with the feature vectors output from the VGG layer at the corresponding time. As shown in Eq. (11), the average of the two vectors at the corresponding time as an output feature vector o_t . The vector is feed into the attention mechanism to learn the network weight.

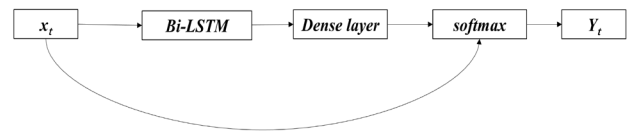


FIGURE 5. Attention mechanism model

C. ATTENTION LAYER

The attentional mechanism [50] is similar to that of brain signal processing peculiar to human vision. Which highlights some important features, by calculating the weights of the feature vectors output from the Bi-directional LSTM network at different time step, makes the whole network model can show better performance.

The attention model of this paper is shown in Figure 5, at each time-step t , the feature vector of region is weighted by the attention mechanism. Thus, the output of the attention layer at time t can be formulated as:

$$Y_t = \sum_{i=1}^t \alpha_i x_i, \quad (12)$$




FIGURE 6. Background subtraction

Table 2. Comparison of methods proposed on UR Fall Detection Dataset.

Methods	Average precision	Average recall	F-score
ATC (with Inter-frame difference [13])	0.851	0.726	0.755
ATC (with GMM [14])	0.860	0.712	0.813
ATC (with GMM [15])	0.845	0.810	0.782
ATC (with Mask R-CNN)	0.897	0.813	0.780
YOLOV3 attention guided LSTM [17]	0.948	0.914	0.931
Mask R-CNN attention guided Bi-directional LSTM (our)	1.0	0.916	0.948

Where α_t is a softmax over x_t locations, which is defined as:

$$\alpha_t = \frac{\exp(w_t o_t)}{\sum_{i=1}^{15} \exp(w_i o_i)} \quad t \in 1, \dots, 15, \quad (13)$$

The experiments are conducted on the URFall dataset detailed in [12], in which 70% are used for training and the other 30% are used for testing. The evaluation criteria are as following:

$$P = \frac{TP}{TP + FP}, \quad (14)$$

IV. EXPERIMENT

A. UR FALL DATASET AND IMPLEMENT





FIGURE 8. Comparison in noisy background.



$$R = \frac{TP}{TP + FN}, \quad (15)$$

$$F = 2 \times \frac{P \times R}{P + R}, \quad (16)$$

where TP , FP , FN and TN are the true positive, false positive, false negative and true negative respectively.

B. EXPERIMENTAL RESULTS

Background subtraction is an important step in fall detection, which greatly affects the validity of feature extraction. To investigate the effectiveness of background subtraction algorithms, we selected three common methods as the baseline for comparison in the fall detection task, including Inter-frame difference [13], GMM [14], GMG [15].

In the method [31] proposed by Panahi, the ATC (composed of aspect ratio, tilt angle, centroid height of the contour of the human body) features were extracted from the binary image of human foreground, the feature vectors were used to train the SVM to achieve fall event detection. Here, we use the inter-frame difference, GMM, GMG to replace Panahi's background subtraction algorithm. As shown in

Figure 6, traditional background subtraction is greatly affected by ground shadows and object movement. Nevertheless, Mask R-CNN presents greater robustness in the noise situation and thus achieves better performance in the URFall dataset [12], as shown in Table 2.

According to the experiment in [17], their method with detection and tracking modules achieve better performance in complex scenarios. After adding the detection module, the objects in the frame can be extracted separately. The trajectory of each person becomes an independent image sequence after tracking. When detecting fall events in each independent image sequence, the detection performance can be greatly improved due to the elimination of mutual interference. Nonetheless, it is unable to do end-to-end network training since the tracking module is added. For this reason, we use Mask R-CNN to replace the detection and tracking modules.

As shown in Table 2, the attention guided Bi-directional LSTM can improve the fall detection performance. Because the current fall behavior depends not only on the previous video frame but also on the subsequent video frame, while the Bi-directional LSTM can consider the temporal information before and after the video frame at the same time step.

Table 3. Comparison of methods on self-build dataset.

Methods	Qifeng's [17]	Ours
F-score	0.898	0.948
Average percision	0.875	0.981
Average recall	0.865	0.923

C. NOISE EXPERIMENTAL RESULTS

To investigate the effectiveness of our method in noise background (i.e. Figure 7), we add Gaussian noise to our self-build dataset, where the noise is the distribution from $N(0, 0.3 \times 255)$. The dataset was collected by common camera, which contains 60 fall video clips and 180 non-fall video clips in indoor scene.

As show in Table 3, the baseline methods have poor performance in recall and precision. The reasons are as follows:

For the method proposed by Feng et al., its results depended on the human body extracted from bounding boxes. However, the detection method is not robust enough in noisy background. Specifically, under the disturbance of strong Gaussian noise, the person detection contains some cracks and large of undetected error in light deficiency or the backward fall behavior, which is shown in Figure 8. Finally, it results in false positive of fall behavior. Fortunately, Mask R-CNN has stronger detection robustness and richer contour information of human body in noisy environment.

The experimental results have shown that compared with other algorithms, Mask R-CNN can extract the contour information of the human body precisely under the condition of stronger noise. Therefore, this method is possessed of good anti-noise performance and stability, and it is suitable for person detection. These advantages are important to improve anti-noise performance of fall event detection system.


V. CONCLUSION

A complex-scene fall event detection based on attention guided Bi-directional LSTM is proposed in this paper. The Mask R-CNN is adopted to extract moving object from the noisy background. The VGG16 model is used to extract features of each detected object. Furthermore, the followed Bi-directional LSTM provides attention model in both forward and backward behavior information and is further appropriate for classification, which improves the performance of fall event detection. The experimental results demonstrate that our method can achieve accurate fall detection in video, and outperform state-of-the-art methods. In the future, we attempt to utilize our method to multi-person environments to further protect the lives of the older people.

REFERENCES

- [1] S. R. Lord and J. Dayhew, "Visual Risk Factors for Falls in Older People," *Journal of the American Geriatrics Society*, vol. 49, no. 5, pp. 508-515, 2001.
- [2] L. Z. Rubenstein, "Falls in older people: epidemiology, risk factors and strategies for prevention," *Age and Ageing*, vol. 35, no. suppl_2, pp. ii37-ii41, 2006.
- [3] T. Tamura, T. Yoshimura, M. Sekine, M. Uchida, and O. Tanaka, "A wearable airbag to prevent fall injuries," *IEEE Trans Inf Technol Biomed*, vol. 13, no. 6, pp. 910-4, Nov 2009.
- [4] F. Bianchi, S. J. Redmond, M. R. Narayanan, S. Cerutti, and N. H. Lovell, "Barometric pressure and triaxial accelerometry-based falls event detection," *IEEE Trans Neural Syst Rehabil Eng*, vol. 18, no. 6, pp. 619-27, Dec 2010.
- [5] T. Tmaura, N. A. Zakaria, Y. Kuwae, M. Sekine, K. Minato, and M. Yoshida, "Quantitative analysis of the fall-risk assessment test with wearable inertia sensors," *Conf Proc IEEE Eng Med Biol Soc*, vol. 2013, pp. 7217-20, 2013.
- [6] R. Rucco et al., "Type and Location of Wearable Sensors for Monitoring Falls during Static and Dynamic Tasks in Healthy Elderly: A Review," *Sensors (Basel)*, vol. 18, no. 5, May 18 2018.
- [7] J. Cheng, X. Chen, and M. Shen, "A Framework for Daily Activity Monitoring and Fall Detection Based on Surface Electromyography and Accelerometer Signals," *IEEE Journal of Biomedical and Health Informatics*, vol. 17, no. 1, pp. 38-45, 2013.
- [8] J. Han, L. Shao, D. Xu, and J. Shotton, "Enhanced computer vision with Microsoft Kinect sensor: a review," *IEEE Trans Cybern*, vol. 43, no. 5, pp. 1318-34, Oct 2013.
- [9] E. Auvinet, L. Reveret, A. St-Arnaud, J. Rousseau, and J. Meunier, "Fall detection using multiple cameras," *Conf Proc IEEE Eng Med Biol Soc*, vol. 2008, pp. 2554-7, 2008.
- [10] I. Charfi, J. Miteran, J. Dubois, M. Atri, and R. Tourki, "Definition and Performance Evaluation of a Robust SVM Based Fall Detection Solution," in *2012 Eighth International Conference on Signal Image Technology and Internet Based Systems*, 2012, pp. 218-224.
- [11] S. Gasparrini et al., "Proposal and Experimental Evaluation of Fall Detection Solution Based on Wearable and Depth Data Fusion," Cham, 2016: Springer International Publishing, pp. 99-108.
- [12] B. Kwolek and M. Kepski, "Human fall detection on embedded platform using depth maps and wireless accelerometer," *Computer Methods and Programs in Biomedicine*, vol. 117, no. 3, pp. 489-501, 2014/12/01/ 2014.
- [13] M. Kreković et al., "A method for real-time detection of human fall from video," in *2012 Proceedings of the 35th International Convention MIPRO*, 2012, pp. 1709-1712.
- [14] A. Poonsri and W. Chiracharit, "Fall detection using Gaussian mixture model and principle component analysis," in *2017 9th International Conference on Information Technology and Electrical Engineering (ICITEE)*, 2017, pp. 1-4.
- [15] A. B. Godbehare, A. Matsukawa, and K. Goldberg, "Visual tracking of human visitors under variable-lighting conditions for a responsive audio art installation," in *2012 American Control Conference (ACC)*, 2012, pp. 4305-4312.
- [16] S. Maldonado-Bascón, C. Iglesias-Iglesias, P. Martín-Martín, and S. Lafuente-Arroyo, "Fallen People Detection Capabilities Using Assistive Robot," *Electronics*, vol. 8, no. 9, p. 915, 2019.
- [17] Q. Feng, C. Gao, L. Wang, Y. Zhao, T. Song, and Q. Li, "Spatio-temporal fall event detection in complex scenes using attention guided LSTM," *Pattern Recognition Letters*, vol. 130, pp. 242-249, 2020/02/01/ 2020.
- [18] K. He, G. Gkioxari, P. Dollar, and R. Girshick, "Mask R-CNN," *IEEE Trans Pattern Anal Mach Intell*, vol. 42, no. 2, pp. 386-397, Feb 2020.
- [19] S. Bhandari, N. Babar, P. Gupta, N. Shah, and S. Pujari, "A novel approach for fall detection in home environment," in *2017 IEEE 6th Global Conference on Consumer Electronics (GCCE)*, 2017, pp. 1-5.
- [20] F. Harrou, N. Zerrouki, Y. Sun, and A. Houacine, "Vision-based fall detection system for improving safety of elderly people," *IEEE Instrumentation & Measurement Magazine*, vol. 20, no. 6, pp. 49-55, 2017.
- [21] T. Xu, Y. Zhou, and J. Zhu, "New Advances and Challenges of Fall Detection Systems: A Survey," *Applied Sciences*, vol. 8, no. 3, p. 418, 2018.
- [22] M. J. Mathie, A. C. F. Coster, N. H. Lovell, and B. G. Celler, "Accelerometry: providing an integrated, practical method for long-term, ambulatory monitoring of human movement," *Physiological Measurement*, vol. 25, no. 2, pp. R1-R20, 2004/02/17 2004.

- [23] P. Amit, J. Do Un, and C. Wan Young, "Activity monitoring from real-time triaxial accelerometer data using sensor network," in *2007 International Conference on Control, Automation and Systems*, 2007, pp. 2402-2406.
- [24] Y. Wang, K. Wu, and L. M. Ni, "WiFall: Device-Free Fall Detection by Wireless Networks," *IEEE Transactions on Mobile Computing*, vol. 16, no. 2, pp. 581-594, 2017.
- [25] H. Wang, D. Zhang, Y. Wang, J. Ma, Y. Wang, and S. Li, "RT-Fall: A Real-Time and Contactless Fall Detection System with Commodity WiFi Devices," *IEEE Transactions on Mobile Computing*, vol. 16, no. 2, pp. 511-526, 2017.
- [26] T. Ji, M. Turjo, W. Mun-Fei, W. Mengdi, and T. Yap-Peng, "Fall Incidents Detection for Intelligent Video Surveillance," in *2005 5th International Conference on Information Communications & Signal Processing*, 2005, pp. 1590-1594.
- [27] S. Miaou, S. Pei-Hsu, and H. Chia-Yuan, "A Customized Human Fall Detection System Using Omni-Camera Images and Personal Information," in *1st Transdisciplinary Conference on Distributed Diagnosis and Home Healthcare*, 2006. D2H2., 2006, pp. 39-42.
- [28] B. Mirmahboub, S. Samavi, N. Karimi, and S. Shirani, "Automatic Monocular System for Human Fall Detection Based on Variations in Silhouette Area," *IEEE Transactions on Biomedical Engineering*, vol. 60, no. 2, pp. 427-436, 2013.
- [29] C. Rougier, J. Meunier, A. St-Arnaud, and J. Rousseau, "Robust Video Surveillance for Fall Detection Based on Human Shape Deformation," *IEEE Transactions on Circuits and Systems for Video Technology*, vol. 21, no. 5, pp. 611-622, 2011.
- [30] K. Tra and T. V. Pham, "Human fall detection based on adaptive background mixture model and HMM," in *2013 International Conference on Advanced Technologies for Communications (ATC 2013)*, 2013, pp. 95-100.
- [31] L. Panahi and V. Ghods, "Human fall detection using machine vision techniques on RGB-D images," *Biomedical Signal Processing and Control*, vol. 44, pp. 146-153, 2018/07/01/ 2018.
- [32] C. Rougier, J. Meunier, A. St-Arnaud, and J. Rousseau, "Fall Detection from Human Shape and Motion History Using Video Surveillance," in *21st International Conference on Advanced Information Networking and Applications Workshops (AINAW'07)*, 2007, vol. 2, pp. 875-880.
- [33] X. Chang and Y. Yang, "Semisupervised Feature Analysis by Mining Correlations Among Multiple Tasks," *IEEE Transactions on Neural Networks and Learning Systems*, vol. 28, no. 10, pp. 2294-2305, 2017.
- [34] X. Chang, Y. Yu, Y. Yang, and E. P. Xing, "Semantic Pooling for Complex Event Analysis in Untrimmed Videos," *IEEE Transactions on Pattern Analysis and Machine Intelligence*, vol. 39, no. 8, pp. 1617-1632, 2017.
- [35] Z. Zhang, Y. Zou, and C. Gan, "Textual sentiment analysis via three different attention convolutional neural networks and cross-modality consistent regression," *Neurocomputing*, vol. 275, pp. 1407-1415, 2018/01/31/ 2018.
- [36] M. Zhang, C. Gao, Q. Li, L. Wang, and J. Zhang, "Action detection based on tracklets with the two-stream CNN," *Multimedia Tools and Applications*, vol. 77, no. 3, pp. 3303-3316, 2018/02/01 2018.
- [37] W. Lie, A. T. Le, and G. Lin, "Human fall-down event detection based on 2D skeletons and deep learning approach," in *2018 International Workshop on Advanced Image Technology (IWAIT)*, 2018, pp. 1-4.
- [38] C. Taramasco et al., "A Novel Monitoring System for Fall Detection in Older People," *IEEE Access*, vol. 6, pp. 43563-43574, 2018.
- [39] K. Simonyan and A. Zisserman, "Very Deep Convolutional Networks for Large-Scale Image Recognition," *arXiv e-prints*, p. arXiv:1409.1556, Accessed on: September 01, 2014[Online]. Available: <https://ui.adsabs.harvard.edu/abs/2014arXiv1409.1556S>
- [40] R. Girshick, J. Donahue, T. Darrell, and J. Malik, "Rich Feature Hierarchies for Accurate Object Detection and Semantic Segmentation," in *2014 IEEE Conference on Computer Vision and Pattern Recognition*, 2014, pp. 580-587.
- [41] R. Girshick, "Fast R-CNN," in *2015 IEEE International Conference on Computer Vision (ICCV)*, 2015, pp. 1440-1448.
- [42] S. Ren, K. He, R. Girshick, and J. Sun, "Faster R-CNN: Towards Real-Time Object Detection with Region Proposal Networks," pp. 91--99, 2015.
- [43] T. Lin, P. Goyal, R. Girshick, K. He, and P. Dollár, "Focal Loss for Dense Object Detection," *IEEE Transactions on Pattern Analysis and Machine Intelligence*, vol. 42, no. 2, pp. 318-327, 2020.
- [44] J. Redmon, S. Divvala, R. Girshick, and A. Farhadi, "You Only Look Once: Unified, Real-Time Object Detection," *arXiv e-prints*, p. arXiv:1506.02640, Accessed on: June 01, 2015[Online]. Available: <https://ui.adsabs.harvard.edu/abs/2015arXiv150602640R>
- [45] J. Redmon and A. Farhadi, "YOLO9000: Better, Faster, Stronger," *arXiv e-prints*, p. arXiv:1612.08242, Accessed on: December 01, 2016[Online]. Available: <https://ui.adsabs.harvard.edu/abs/2016arXiv161208242R>
- [46] J. Redmon and A. Farhadi, "YOLOv3: An Incremental Improvement," *arXiv e-prints*, p. arXiv:1804.02767, Accessed on: April 01, 2018[Online]. Available: <https://ui.adsabs.harvard.edu/abs/2018arXiv180402767R>
- [47] W. Liu et al., "SSD: Single Shot MultiBox Detector," in *Computer Vision – ECCV 2016*, Cham, 2016: Springer International Publishing, pp. 21-37.
- [48] S. Hochreiter and J. Schmidhuber, "Long Short-Term Memory," *Neural Computation*, vol. 9, no. 8, pp. 1735-1780, 1997.
- [49] A. Graves, S. Fernández, and J. Schmidhuber, "Bidirectional LSTM Networks for Improved Phoneme Classification and Recognition," in *Artificial Neural Networks: Formal Models and Their Applications – ICANN 2005*, Berlin, Heidelberg, 2005: Springer Berlin Heidelberg, pp. 799-804.
- [50] D. Bahdanau, K. Cho, and Y. Bengio, "Neural Machine Translation by Jointly Learning to Align and Translate," *arXiv e-prints*, p. arXiv:1409.0473, Accessed on: September 01, 2014[Online]. Available: <https://ui.adsabs.harvard.edu/abs/2014arXiv1409.0473B>




YONG CHEN received the B.S. degree from the School of communication engineering, Guangzhou College of South China University of Technology, Guangzhou, China, in 2017, and he is currently pursuing the master's degree with the School of Information Engineering, Guangdong university of technology. His research interests include computer vision and deep learning.



WEITONG LI received the joint Ph.D. degree from the School of Information and Communication Engineering, Harbin Engineering University, in 2005. He is currently an Associate Professor and a Master Advisor with the School of Information Engineering, Guangdong university of technology. His main research interests include image performance evaluation, image fusion, data fusion, danger signal detection and hidden weapon identification.



JIAJIA HU received the B.S. degree from the School of, Polytechnic College Of Hebei University Of Science And Technology, in 2018, and she is currently pursuing the master's degree with the School of Information Engineering, Guangdong university of technology. Her research interests include image fusion and data analysis.



MINGBIN YE received the B.S degree from the School of Information Engineering, Wuyi University, in 2019, and he is currently pursuing the master's degree with the School of Information Engineering, Guangdong university of technology. His research interests include image performance evaluation and hidden weapon identification.



LU WANG received the B.S. degree from the School of electronic information engineering at Science and technology college Gannan Normal University, in 2017, and she is studying for master's degree at School of Information Engineering, Guangdong university of technology. Her research interests include image performance evaluation and danger signal detection.