

# Polarization in networks\*

Kenan Huremović<sup>†</sup>      Ali Ozkes<sup>‡</sup>

November 28, 2021

## Abstract

We introduce a model of polarization in networks as a unifying framework for the measurement of polarization that covers a wide range of applications. We consider a sufficiently general setup for this purpose: node- and edge-weighted, undirected, and connected networks. We generalize the axiomatic characterization of Esteban and Ray (1994) and show that only a particular instance within this class can be used justifiably to measure polarization of networks.

**JEL codes:** C6, D63, D70, P16

**Keywords:** measurement, networks, polarization, social conflict

---

\*K. Huremović acknowledges financial support from ANR (project ANR-18-CE26-0020).

<sup>†</sup>IMT School for Advanced Studies Lucca, Piazza S. Francesco, 19, 55100 Lucca, Italy. E-mail: [kenan.huremovic@imtlucca.it](mailto:kenan.huremovic@imtlucca.it).

<sup>‡</sup>Wirtschaftsuniversität Wien, Institute for Markets and Strategy, Welthandelsplatz 1, 1020, Vienna, Austria. E-mail: [ali.ozkes@wu.ac.at](mailto:ali.ozkes@wu.ac.at)

# 1 Introduction

Polarization in a population denotes an intensified disconnect among its groups. The analysis of the sources and the consequences of polarization depends highly on what is measured and how, which, in turn, is strictly contingent on the particular context. For instance, while in the context of American politics polarization is perceived as the division of masses into the cultural camps of liberals and conservatives, in the context of European multi-party parliaments, it is seen as the existence of ideologically cohesive and distinct party blocks.<sup>1</sup> So even the term “political polarization” is not indicative of what is being measured and how. Existing literature reflects this complexity, and there is an abundance of measures without a unified formalism that applies to comparable contexts.

Although there are substantial differences among existing measures in different fields, one ubiquitous feature can be identified. Namely, most of the current measures are proposed in settings with a uni-dimensional scalar attribute on which the polarization is assumed to occur. However, conflicts in societies are in general related to an irreducibly complex set of attributes. Most of the empirical base rely on categorical data on various characteristics.<sup>2</sup> Dimensionality reduction approaches are called for in many instances, because the existing polarization measures allow for only a uni-dimensional, or at most bi-dimensional domain.<sup>3</sup> However, reduced dimensions can be questionable for their capacity to represent the actual phenomenon of interest.<sup>4</sup>

In this paper, we propose the formalism of network theory for the study of the measurement of polarization as it delivers the desired generality and spans a large variety of contexts. We fully characterize a polarization measure within an axiomatic setting that is previously introduced for distributions on the real line.

Our setup is built on undirected networks in which both nodes and links are weighted. A node in the network represents a certain — potentially multidimensional — attribute of individuals in the population. The weight of a node corresponds to the number of individuals in the population that are characterized by that attribute. The nodes can also represent a grouping of individuals (such as political party membership, families, companies, *etc.*), in which case the weights of the nodes denote the sizes of the groups. The links describe (direct) bilateral relationships between nodes and the intensity of a relationship is quantified by the weight of the corresponding link. This setup is quite general and can represent a wide range of settings in which measuring polarization is an issue of first-order importance. We describe a number of important examples in the next section. For instance, we show how elite polarization can be

---

<sup>1</sup>See Fiorina et al. (2005) and Maoz and Somer-Topcu (2010) for the two different contexts.

<sup>2</sup>Examples include ethnolinguistics as in Montalvo and Reynal-Querol (2008), ethnic power relations as in Wimmer et al. (2009), and political retweets as in Conover et al. (2011), among others.

<sup>3</sup>See Hill and Tausanovitch (2015) for a review of studies on the measurement of polarization in American politics.

<sup>4</sup>See, for instance, Kam et al. (2017) for a discussion in the context of political competition on policy space.

modeled within our framework through networks of politicians, parties, or policy space. Mass polarization, on the other hand, can be modeled through a network of opinions and preferences. Moreover, we discuss how networks can be used as a natural tool to model multidimensional distributions with finite support.

The axiomatic approach developed by Esteban and Ray (1994) (henceforth ER) for distributions with finite support on the real line led to the development of measures in several other domains, such as measures for continuous distributions as in Duclos et al. (2004) and measures for binary classifications as in Montalvo and Reynal-Querol (2008) (henceforth MRQ). Most of the applications employing measures within this line of work lie in the fields of income inequality and social conflicts. ER conceptualize polarization as the aggregate antagonism in a population. The effective antagonism an individual feels against another individual depends on how alienated she feels from the other’s group and how identified she feels with her own group. According to ER, a population in which individuals are identified within groups is polarized if there is a high level of intra-group homogeneity, a high level of inter-group heterogeneity, and a small number of large-enough groups. They deliver a characterization of a class of polarization measures, based on an axiomatization built around distributional properties and not confined to incomes or wealth, although the main motivations of ER were about income and wealth distributions.

Following ER, we provide an axiomatic characterization for measures of network polarization. We argue that networks represent a powerful tool to capture any distribution with a finite support and a notion of distance. Thus, we believe that the strength of our contribution lies in the fact that we deliver an axiomatic foundation for a family of measures that are applicable in a very large set of domains. Furthermore, as any distribution considered in ER or MRQ can be represented as a network, our work can be seen as a unifying generalization, with ER and MRQ as special cases.

The class of measures characterized by ER is identified by the range of the values the parameter  $\alpha$  can take, which captures the importance of identification in the effective antagonism. Our main result shows, quite surprisingly, that this class is thinned down by a unique value, *i.e.*,  $\alpha = 1$ , which guarantees that the three axioms adapted for networks are satisfied (Theorem 1).<sup>5</sup> Note that adaptations of these axioms are neither trivial nor straightforward, as networks allow for a much larger generality in representing discrete distributions than the real line.

Recent literature on the measurement of polarization carried along the restricting assumption that the attributes can be captured by the values of a scalar variable. We take off where ER leave, and deliver an analysis that does not “sweep a serious dimensionality issue under the rug” (ER, p. 823). Our approach accommodates a significantly larger variety of settings that are not confined to scalar attributes, and naturally include the case of the Euclidean distance on the real line as a special case. This entails a solution to an unresolved issue in this line of research as a by-product, in that our results point to the choice of an exact value within the

---

<sup>5</sup>MRQ also identify  $\alpha = 1$  in their setup, which is a special case of ours. Essentially, they characterize the class of measures for the complete network with links of weight 1 (an individual either belongs or not to a given group). Furthermore, their axiomatization is different than ours and ER.

interval  $(0, \alpha^* \simeq 1.6]$ .<sup>6</sup>

It is desirable that polarization measures attain their maximum at the symmetric bipolar distribution. Note that contrary to the real line, in networks there can be any finite number of nodes with maximal distance between them. We show that any measure within the family we characterize is maximized when the population is symmetrically distributed among the two most distant nodes in the network (Proposition 1).

We furthermore show that if we restrict our attention to particular classes of networks, which may be due to reasonable restrictions in different domains, such as language trees, kinship networks, income distributions, *etc.*, one of the axioms (Axiom 3) can be weakened in a systematic way to allow for measures that can be applied to the intended classes of networks (Theorem 2). In one extreme, for instance when we are interested in measuring polarization on line-networks such as income distributions, our set of axioms and the class of measures reduce to the ones in ER.

## Related literature

It presents an immense challenge to pay a fair tribute to the ever-growing literature on the measurement of polarization. Here, we will refer to a set of papers in different domains and discuss a few closely related ones. We mention a few other works in Section 5.

Polarization is studied in social sciences (particularly in economics and political science) in relation to economic inequality (Esteban et al., 2007; Esteban and Ray, 2012; Zhang and Kanbur, 2001), social conflict (Desmet et al., 2017; Montalvo and Reynal-Querol, 2008; Østby, 2008), political economy (Aghion et al., 2004; Desmet et al., 2012; Lindqvist and Östling, 2010), international relations (Maoz, 2006b), political ideologies (Abramowitz and Saunders, 2008; Fiorina and Abrams, 2008; Lelkes, 2016; Martin and Yurukoglu, 2017; Ozdemir and Ozkes, 2014), political sentiments (Boxell et al., 2017; Garcia et al., 2015), and social attitudes (DiMaggio et al., 1996; Lee et al., 2014; McCright and Dunlap, 2011), among others.

We want to emphasize that we are not the first to consider an ER-type approach to the measurement of polarization in networks. For instance, both Esteban and Ray (1999) and Esteban and Ray (2011) explore this issue, among others. However, to the best of our knowledge, this is the first paper to provide an axiomatic characterization for measures of polarization in networks.<sup>7</sup> Fowler (2006a,b) and Maoz (2006b) are among the leading examples where network formalism is proposed for the measurement of polarization, without an axiomatic treatment.<sup>8</sup> Finally, Permanyer and D'Ambrosio (2015) characterize polarization measures for categorical attributes by using identification-alienation framework from ER and a number of specific additional axioms. They arrive to a different family of measures compared to ours.

The rest of the paper is organized in three core sections (2–4), a concluding section (5), and an appendix devoted to the proofs. In Section 2 we describe the environment we study, define

---

<sup>6</sup>Note that ER propose additional restrictions in that regard by imposing an additional axiom (Axiom 4).

<sup>7</sup>In Esteban and Ray (1999) and Esteban and Ray (2011)  $\alpha = 1$  is used without formally addressing its justification.

<sup>8</sup>The measure Maoz (2006b) uses is developed in the unpublished working paper by Maoz (2006a), and while inspired by Duclos et al. (2004), it is shown to satisfy an extended and qualitatively different set of properties.

polarization, and illustrate the applicability of our approach in several settings. In Section 3 we state the axioms and deliver our major results. In Section 4 we discuss the importance of network structure in terms of polarization and formally illustrate the connection between our work and previous literature. We conclude in Section 5.

## 2 The Model

In this section we describe our framework for the measurement of polarization in networks formally. We then discuss several exemplary contexts in which data can be represented as a network and polarization is of importance.

### 2.1 Preliminaries

We consider a population in which individuals belong to  $n > 0$  mutually exclusive groups of potentially different sizes.<sup>9</sup> For each group  $i$ ,  $\pi_i \geq 0$  denotes the number of individuals in group  $i$ . Clearly, when group  $i$  is composed of a single individual we have  $\pi_i = 1$ . When  $\pi_i = 0$  we will say that group  $i$  is *empty*. Each vector  $\boldsymbol{\pi} \in \mathbb{R}_{\geq 0}^n$  describes the distribution of a population among  $n$  groups.

Bilateral relationships between  $n$  aforementioned groups are described with an undirected weighted graph (UWG)  $\mathbf{g}$ , with the set of nodes equal to the set of groups, denoted  $N(\mathbf{g}) = N = \{1, 2, \dots, n\}$ , and the set of undirected links (or edges)  $E(\mathbf{g}) = \{\{i, j\} : \{i, j\} \in N^2 \wedge i \neq j\}$ . As usual, we denote the edge between nodes  $i$  and  $j$  in graph  $\mathbf{g}$  with  $ij$  and the weight of that edge with  $g_{ij} \geq 0$ . While we treat weights quite generally, it is useful to think of  $g_{ij}$  as the direct distance between two connected nodes  $i$  and  $j$  – thus a higher  $g_{ij}$  implies a *weaker* connection between  $i$  and  $j$ .<sup>10</sup> For the remaining part of the paper, to indicate that there is an edge between nodes  $i$  and  $j$  in  $\mathbf{g}$ , we write  $ij \in \mathbf{g}$  instead of  $\{i, j\} \in E(\mathbf{g})$ . When nodes  $i$  and  $j$  are not directly connected, we write  $ij \notin \mathbf{g}$ . Moreover, since groups are represented as nodes, we use words *group* and *node* interchangeably.

We restrict our attention to connected graphs, *i.e.*, graphs in which there is a path connecting any two nodes.<sup>11</sup> The distance between nodes  $i$  and  $j$  in  $\mathbf{g}$ , denoted with  $d_{\mathbf{g}}(i, j)$ , is measured using the notion of the shortest path. That is, while there may be different routes one can take to reach node  $j$  starting from node  $i$  and moving along the links in  $\mathbf{g}$ , the distance between  $i$  and  $j$  is the length of the shortest path. This notion of distance, also known as the *geodesic distance*, is the standard practice in graph theory and the theory of networks (see, for instance, Newman, 2003; Jackson, 2008).

---

<sup>9</sup>A group may be, for instance, a political party, ethnic group, or a set of individuals that share the same attributes.

<sup>10</sup>The particular interpretation of weights  $(g_{ij})_{i,j \in N}$  depends on the application, as will be apparent in Section 2.2.

<sup>11</sup>As we consider only connected graphs in this paper, we do not mention this again in the sequel. Our insights can be extended, in a somewhat ad-hoc manner, to cases when  $\mathbf{g}$  is unconnected, for instance, by defining the distance between nodes from different components of  $\mathbf{g}$  to be equal to the longest path between any two connected nodes in  $\mathbf{g}$ .

Let  $\mathcal{G}_n$  denote the set of all UWGs with  $n$  nodes, and let  $\{\mathcal{G}_n\}_{n \in \mathbb{N}}$  denote the family of all UWGs with any number of nodes. The main object of our analysis is the ordered pair  $(\mathbf{g}, \boldsymbol{\pi}) \in \mathcal{G}_n \times \mathbb{R}_{\geq 0}^n$ , which represents a weighted (both node-weighted and link-weighted) network. In the rest of the paper we refer to  $(\mathbf{g}, \boldsymbol{\pi})$  as a network. We use  $\mathcal{N}$  to denote the set of all networks with any number of nodes.

In the special case when  $\boldsymbol{\pi} = \mathbf{1}$ ,  $(\mathbf{g}, \boldsymbol{\pi})$  coincides with the standard notion of a (link-) weighted network.<sup>12</sup> If additionally  $g_{ij} = 1$  whenever  $ij \in \mathbf{g}$ , then  $(\mathbf{g}, \boldsymbol{\pi})$  is a binary network. Thus  $(\mathbf{g}, \boldsymbol{\pi})$  is a fairly general object that can be used to represent any undirected network we observe, allowing for both node-weights and link-weights. For instance, we show in Section 4 that any discrete distribution studied in Esteban and Ray (1994) or any classification as in Montalvo and Reynal-Querol (2008) can be represented with a network.

A polarization measure is a mapping  $\mathcal{P} : \mathcal{N} \rightarrow \mathbb{R}_{\geq 0}$  that assigns to each network  $(\mathbf{g}, \boldsymbol{\pi}) \in \mathcal{N}$  a non-negative real number. We require polarization measures to satisfy the following homotheticity property that ensures invariance of the measure with respect to the size of the population  $\sum_{i \in N(\mathbf{g})} \pi_i$ , as in ER.

**Assumption 1** (Homotheticity)

$$\mathcal{P}(\mathbf{g}, \boldsymbol{\pi}) \geq \mathcal{P}(\mathbf{g}', \boldsymbol{\pi}') \implies \mathcal{P}(\mathbf{g}, \lambda \boldsymbol{\pi}) \geq \mathcal{P}(\mathbf{g}', \lambda \boldsymbol{\pi}') \text{ for all } (\mathbf{g}, \boldsymbol{\pi}), (\mathbf{g}', \boldsymbol{\pi}') \in \mathcal{N} \text{ and } \lambda > 0.^{13}$$

Before turning to the axiomatic analysis, we discuss a few examples in which data can be represented as a network and measuring of polarization is of interest.

## 2.2 Polarization in political networks

We consider several networks that arise in politics, each of which encodes a different aspect of the prevailing political climate. In particular, we consider situations in which collection of individuals express their preferences over alternatives, natural examples of which include a parliament voting on bills and an electorate choosing among candidates. We discuss how these two can be modeled as networks in order to measure elite and mass polarization.<sup>14</sup>

We start with the case of a parliament with possibly more than two parties. Let there be  $N \in \mathbb{N}$  representatives denoted by  $\mathcal{R} = \{1, \dots, N\}$  and  $T \in \mathbb{N}$  parties denoted by  $\mathcal{T} = (t_1, \dots, t_T)$ . Suppose there are  $k \in \mathbb{N}$  bills that are sponsored by representatives, either individually or in groups, which are thereafter voted for approval in the parliament. Let  $v_{ij} \in \{0, 1\}$  denote the vote of  $i$  for the bill  $j \in \{1, 2, \dots, k\}$  and  $\mathcal{V} = \{0, 1\}^k$  denote the set of possible vote combinations.

**Network of representatives,  $(\mathbf{g}', \boldsymbol{\pi}')$ , link-weighted.**

The set of nodes in graph  $\mathbf{g}'$  is  $\mathcal{R} = \{1, \dots, N\}$ . For any two representatives  $i$  and  $j$ , let  $g'_{ij} \geq 0$  denote the share of bills on which they do not vote in the same way.<sup>15</sup> Thus,  $g'_{ij}$  stands for the (inverse of the) strength of their connection, where  $g'_{ij} = 0$  indicates that  $i$  and  $j$  always vote the

<sup>12</sup>Alternatively, one can think of  $(\mathbf{g}, \boldsymbol{\pi})$  as a distribution  $\boldsymbol{\pi}$  on graph  $\mathbf{g}$ .

<sup>13</sup>In what follows, we write  $\mathcal{P}(\mathbf{g}, \boldsymbol{\pi})$  in place of  $\mathcal{P}((\mathbf{g}, \boldsymbol{\pi}))$ .

<sup>14</sup>See Kearney (2019) for a review focusing on networks in the political domain from a general perspective.

<sup>15</sup>Alternatively, one can model that two representatives are connected (with weight 1) if they vote together for more than 50% of the bills and not connected otherwise, in which case we would have an unweighted network.

same way.<sup>16</sup> When they never vote the same way on any bill, they are not directly connected, hence  $ij \notin \mathbf{g}'$ . The size of every node  $i \in \mathcal{R}$  is  $\pi'_i = 1$ , thus  $\boldsymbol{\pi}' = \mathbf{1}$ , as each node represents a unique representative. An example of networks as such can be found in Andris et al. (2015).

**Network of co-sponsorships ( $\hat{\mathbf{g}}', \hat{\boldsymbol{\pi}}'$ ), unweighted.**

The set of nodes in  $\hat{\mathbf{g}}'$  is  $\mathcal{R} = \{1, \dots, N\}$ .  $\hat{g}'_{ij} = 1$  if  $i$  and  $j$  co-sponsored at least one bill together, and  $ij \notin \hat{\mathbf{g}}'$  otherwise.<sup>17</sup> The size of each node  $i \in \mathcal{R}$  is  $\hat{\pi}'_i = 1$ , thus  $\hat{\boldsymbol{\pi}}' = \mathbf{1}$ , since each node represents a unique representative. Fowler (2006a) studies this type of networks.

**Network of votes, ( $\tilde{\mathbf{g}}', \tilde{\boldsymbol{\pi}}'$ ), node-weighted.**

The set of nodes in graph  $\tilde{\mathbf{g}}'$  is  $\mathcal{V} = \{v_1, \dots, v_{2k}\}$ . Two nodes (vote combinations)  $v_i$  and  $v_j$  are connected, *i.e.*,  $ij \in \tilde{\mathbf{g}}'$ , whenever  $v_i$  and  $v_j$  differ only in a single coordinate (bill). Each link in  $\tilde{\mathbf{g}}'$  has a weight 1.  $\tilde{\pi}'_i$  denotes the number of individuals with voting profile  $v_i$ , and  $\tilde{\boldsymbol{\pi}}'$  is the corresponding distribution. Brams et al. (2007) and Moody and Mucha (2013), among others, study this type of networks.

**Network of parties, ( $\bar{\mathbf{g}}', \bar{\boldsymbol{\pi}}'$ ), node- and link-weighted.**

The set of nodes in  $\bar{\mathbf{g}}'$  is  $\mathcal{T} = \{t_1, \dots, t_T\}$ .  $\bar{g}'_{ij}$  denotes the share of bills on which a majority of representatives in both parties vote the same way.<sup>18</sup> Thus,  $ij \notin \bar{\mathbf{g}}'$  indicates that there is no bill that is supported (or opposed) by a majority of representatives in both parties. The size of a node  $t_i \in \mathcal{T}$ ,  $\bar{\pi}'_i$ , denotes the number of seats of the party  $i$  in the parliament.<sup>19</sup> See Maoz and Somer-Topcu (2010) for an analysis on party networks.

Each network we describe above focuses on a different aspect of the political activities in the parliament. Accordingly, the corresponding measures of polarization provide different, yet complementary, insights into congressional polarization. For instance,  $\mathcal{P}(\mathbf{g}', \boldsymbol{\pi}')$  tells us how polarized the policy positions of representatives based on their vote histories are, regardless of their party affiliations, whereas  $\mathcal{P}(\bar{\mathbf{g}}', \bar{\boldsymbol{\pi}}')$  measures the party-level polarization. Also,  $\mathcal{P}(\tilde{\mathbf{g}}', \tilde{\boldsymbol{\pi}}')$  is informative about the polarization with respect to policy space, while  $\mathcal{P}(\hat{\mathbf{g}}', \hat{\boldsymbol{\pi}}')$  captures the polarization among representatives with respect to policy cooperation.

For illustration, let us more closely compare networks  $(\mathbf{g}', \boldsymbol{\pi}')$  and  $(\tilde{\mathbf{g}}', \tilde{\boldsymbol{\pi}}')$ , which are based on exactly the same data, *i.e.*, votes on bills. Consider the following example with 3 bills and 8 representatives, where “+” represents approval for a bill and “-” represents disapproval.

	$R_{1-3}$	$R_4$	$R_{5-6}$	$R_7$	$R_8$
I	+	-	-	+	+
II	-	+	+	-	+
III	-	-	+	+	+

Figure 1a below shows the corresponding network of representatives, whereas Figure 1b

<sup>16</sup>The fact that  $g'_{ij} = 0$  does not indicate that link between  $i$  and  $j$  does not exist, but that the distance between  $i$  and  $j$  is 0.

<sup>17</sup>Alternatively,  $\hat{g}'_{ij}$  may reflect how many bills  $i$  and  $j$  co-sponsored together, in which case, we would have a link-weighted network.

<sup>18</sup> $\bar{g}'_{ij}$  captures the ideological distance *i.e.*, the extent the policies of two parties overlap, which can be measured in different ways. Maoz and Somer-Topcu (2010) take, for instance, the similarities in party manifestos.

<sup>19</sup>Alternatively,  $\bar{\boldsymbol{\pi}}'$  can be taken as  $\mathbf{1}$ , disregarding party sizes and focusing on closeness among parties, in which case we would have a link-weighted network.

shows the corresponding network of votes.<sup>20</sup> Since the two networks describe two different set of relations in the legislation, we may expect that the measured level of polarization differs between them. Nevertheless, any polarization measure in our framework is applicable to both cases. To obtain a deeper insight, for instance, one can also compare polarization of networks representing different types of relationships with a suitable normalization *e.g.*, by dividing the polarization index with the maximal value it can attain.

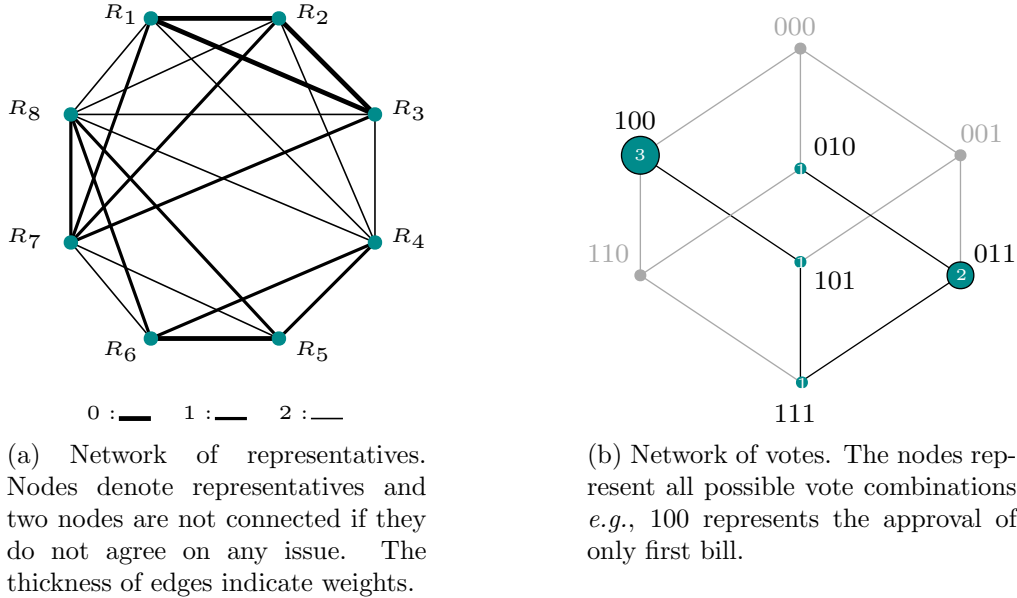


Figure 1: Two possible network representations of the same profile of votes of representatives.

We next turn to the case of mass polarization. Our example is concerned with an electorate choosing among candidates for an office (or individuals expressing preferences over alternatives such as *remain*, *soft-Brexit*, and *hard-Brexit*). Let there be a set of alternatives  $X = \{x_1, \dots, x_m\}$  and each individual  $i \in \{1, \dots, n\}$  be endowed with a preference  $P_i \subseteq X \times X$  that is a linear order, *i.e.*, a complete, antisymmetric, and transitive binary relation on  $X$ . Let  $\mathcal{L}$  denote the set of all preferences over  $X$  and  $\mathcal{L}^n$  be the set of profile of preferences.

**Network of preferences,  $(\mathbf{g}'', \boldsymbol{\pi}'')$ .** The set of nodes is  $\mathcal{L} = (p_1, \dots, p_{m!})$ . Two nodes  $p_i$  and  $p_j$  are connected with  $g''_{ij} = 1$ , whenever  $p_i$  can be obtained from  $p_j$  by switching only one binary preference, *i.e.*, the Kemeny distance between  $p_i$  and  $p_j$  is 1 (Kemeny, 1959).<sup>21</sup> We denote with  $\pi''_i$  the number of individuals with preference  $p_i$ , and with  $\boldsymbol{\pi}''$  the corresponding distribution. See Cervone et al. (2012) for a study on preference networks.<sup>22</sup>

<sup>20</sup>Common feature of networks  $(\mathbf{g}', \boldsymbol{\pi}')$  and  $(\tilde{\mathbf{g}}', \tilde{\boldsymbol{\pi}}')$  is a type of “structural regularity.” Graph  $\mathbf{g}'$  leads to a complete network structure in the sense that each node is connected to any other node, even though there is a substantial heterogeneity across weights of the links. Graph  $\tilde{\mathbf{g}}'$  has a lattice structure. This is by no means necessary for our approach, which is applicable to connected networks with arbitrary structure. For instance, as in Andris et al. (2015), two representatives can be connected if they vote the same way sufficiently many times, then the  $\mathbf{g}'$  will not have the complete graph structure. Co-sponsorship networks such as  $(\hat{\mathbf{g}}', \hat{\boldsymbol{\pi}}')$  have, in general, quite irregular structures, as in Fowler (2006b).

<sup>21</sup>A network of preferences can be represented as a special network of votes, in which each bill represents a pairwise comparison of alternatives and transitivity is imposed.

<sup>22</sup>Often without explicitly using the language of networks, graph theoretical representations of preferences

For an illustration, let  $\{a, b, c\}$  be the set of alternatives and consider the following preference profile with 11 individuals.

2	3	2	4
<i>a</i>	<i>b</i>	<i>c</i>	<i>c</i>
<i>b</i>	<i>a</i>	<i>a</i>	<i>b</i>
<i>c</i>	<i>c</i>	<i>b</i>	<i>a</i>

This profile of preferences can be represented with a network as depicted as in Figure 2.

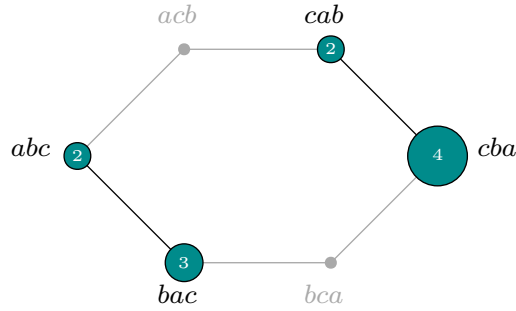


Figure 2: A distribution over a preference network with 3 alternatives and 11 individuals.

While we focused on examples of networks from the political domain, our approach can naturally be applied in a much wider range of applications, including those that are not commonly studied using networks. For instance, our setting can be adopted to study multidimensional polarization in any distribution with a discrete support. To see how, take the example of polarization in a society with respect to income and education (both measured on some discrete, increasing scale). The set of all pairs of income ( $\iota$ ) and education ( $\epsilon$ ) levels defines the set of nodes in the network. Two nodes  $\mathbf{x} = (x_\iota, x_\epsilon)$  and  $\mathbf{y} = (y_\iota, y_\epsilon)$  are connected, with link  $\mathbf{xy}$  of weight  $s$  ( $g_{\mathbf{xy}} = s$ ), if, for instance,  $|x_\iota - y_\iota| + |x_\epsilon - y_\epsilon| = s$ , that is if the Manhattan distance between  $\mathbf{x}$  and  $\mathbf{y}$  is equal to  $s$ .

Other potential applications include conflicts between groups (Esteban and Ray, 1999, 2011), private provision of public goods (Bramoullé and Kranton, 2007), research output and citation networks (Leskovec et al., 2005), friendship networks (Calvó-Armengol et al., 2009), and trust networks (Richardson et al., 2003).

### 3 Results

To recall, our objective in this paper is two-fold. First, as demonstrated above, we propose network theory as a unifying framework to study discrete polarization without any constraint on dimensionality. Second, we present a theoretical foundation for a family of polarization measures in this framework. For the latter, we closely follow the axiomatic approach in ER, who envisage polarization as the aggregate antagonism in a population. The antagonism between

---

are studied in the social choice literature widely. There is also a growing interest in measuring polarization in preference profiles, as in Can et al. (2015, 2017). Note that network  $(\mathbf{g}'', \boldsymbol{\pi}'')$ , could alternatively be defined using a weighted metric as in Can (2014).

individuals depend on how they identify themselves and how alienated they feel from others. In the network setup we propose, individuals in a population are identified only with their definitive attributes, which are represented as nodes in the network. As emphasized before, these attributes are by no means restricted to singletons or a uni-dimensional space.

The effect of the feeling of *identification* of each individual on her antagonism towards another is measured in relation to the presence of others that share the same attributes, hence are in the same node. This effect is the basis of the intra-group homogeneity, and we denote it with  $I(\pi_i)$  for each individual  $i \in N$ . Thus, when the nodes represent individuals, each individual feels the same level of identification, whereas when nodes represent groups of individuals, the identification an individual feels is a function of how many others are in the same node ( $I(\pi_i)$ ). The only assumption we make on the identification function  $I : \mathbb{R}_{\geq 0} \rightarrow \mathbb{R}_{\geq 0}$  is that  $I(\pi_i) > 0$  whenever  $\pi_i > 0$ , so that each individual that carries a relevant attribute has a positive level of identification, regardless of if her attributes are unique to herself or not. This implies that two groups (nodes) of the same size exhibit the same level of identification.<sup>23</sup>

The distance an individual perceives between herself and any other individual is a natural component of the antagonism between individuals as it forms the basis of the inter-group heterogeneity. We measure this *alienation* component as a function of the distance between individuals  $a(d(i, j))$ . We assume that the alienation function  $a : \mathbb{R}_{\geq 0} \rightarrow \mathbb{R}_{\geq 0}$  is a continuous and nondecreasing function with  $a(0) = 0$ .

Finally, the *effective antagonism* of group  $i$  towards group  $j$  is measured by a function  $T(I_i, a_{ij})$  of the identification of group  $i$ ,  $I_i = I(\pi_i)$ , and the alienation between groups  $i$  and  $j$ ,  $a_{ij} = a(d(i, j))$ . As in ER, we consider polarization measures  $\mathcal{P} : \mathcal{N} \rightarrow \mathbb{R}_{\geq 0}$  that gives the aggregate effective antagonism in a population:

$$\mathcal{P}(\mathbf{g}, \boldsymbol{\pi}) = \sum_{i=1}^n \sum_{j=1}^n \pi_i \pi_j T\left(I(\pi_i), a(d_{\mathbf{g}}(i, j))\right), \quad (1)$$

where  $T : \mathbb{R}_{\geq 0} \times \mathbb{R}_{\geq 0} \rightarrow \mathbb{R}_{\geq 0}$  is a continuous and strictly increasing function with  $T(x, 0) = 0$  for any  $x \in \mathbb{R}_{\geq 0}$  and no additional condition is imposed on functions  $a$  and  $I$ . As we shall see, our axioms will pin down specific functional forms for both functions.

Our goal is to follow the axiomatization in ER as close as possible, and modify it only when the network setting requires. As it turns out, the first two axioms can be restated only with slight changes in the nomenclature. Axiom 3, as we will see, needs an important adjustment.

### Axiom 1

*Data:* Network  $(\mathbf{g}, \boldsymbol{\pi})$  with  $n \geq 3$  nodes such that  $\pi_x > \pi_y = \pi_z > 0$  and  $\pi_i = 0 \forall i \in N(\mathbf{g}) \setminus \{x, y, z\}$ . Furthermore,  $d_{\mathbf{g}}(x, y) \leq d_{\mathbf{g}}(x, z)$ .

*Statement:* Fix  $\pi_x$  and  $d_{\mathbf{g}}(x, y)$ . There exists  $\epsilon > 0$  and  $\mu = \mu(\pi_x, d_{\mathbf{g}}(x, y)) > 0$  such that  $d_{\mathbf{g}}(y, z) < \epsilon$  and  $\pi_y < \mu \pi_x$  imply that for any  $(\mathbf{g}', \boldsymbol{\pi}') \in \mathcal{N}$  with  $n \geq 2$  nodes such that  $\pi'_{x'} = \pi_x$ ,  $\pi'_{w'} = \pi_y + \pi_z$ ,  $d_{\mathbf{g}'}(x'w') = \frac{1}{2}(d_{\mathbf{g}}(x, y) + d_{\mathbf{g}}(x, z))$  and  $\pi'_{i'} = 0$ ,  $i' \in N(\mathbf{g}') \setminus \{x', w'\}$ , we have  $\mathcal{P}(\mathbf{g}', \boldsymbol{\pi}') > \mathcal{P}(\mathbf{g}, \boldsymbol{\pi})$ .

---

<sup>23</sup>While potentially restrictive, this is a standard assumption (see for instance Esteban and Ray, 1994, 2012).

The Axiom 1 captures the situations where two small groups join while keeping the (average) distance the same. Suppose in  $(\mathbf{g}, \boldsymbol{\pi})$  there is a node with large group and there are two other smaller and equal-sized groups that are close to each other but further away from the larger group. Then network  $(\mathbf{g}', \boldsymbol{\pi}')$ , in which smaller groups are joined at a node which is located in  $\mathbf{g}'$  at a distance equal to their average distance (in  $\mathbf{g}$ ) to the large group, is more polarized. Figure 3a below illustrates such moves.<sup>24</sup> Note that the distance of the fourth node to smaller nodes are not restricted in the axiom, allowing for moves such as the one depicted in Figure 3b.

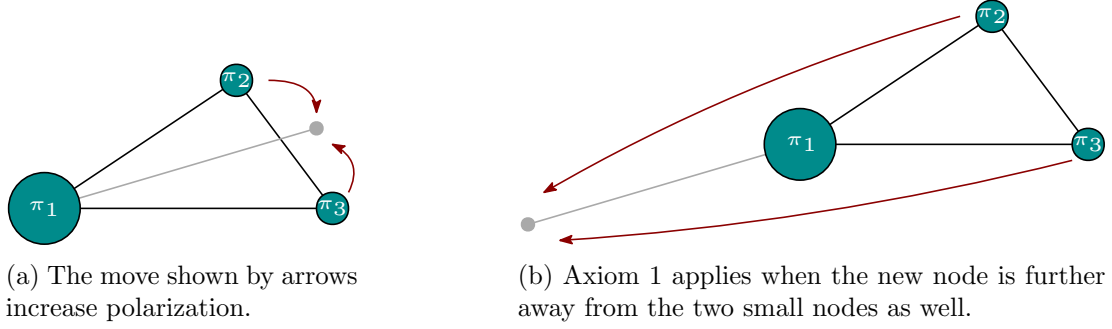


Figure 3: Axiom 1.

## Axiom 2

*Data:* Network  $(\mathbf{g}, \boldsymbol{\pi})$  with  $n \geq 3$  nodes such that  $\pi_x > \pi_z > 0$ ,  $\pi_y > 0$ , and  $\pi_i = 0, \forall i \in N(\mathbf{g}) \setminus \{x, y, z\}$ . Furthermore,  $d_{\mathbf{g}}(x, z) > d_{\mathbf{g}}(x, y) > d_{\mathbf{g}}(y, z)$ .

*Statement:* There exists  $\epsilon > 0$  such that for any network  $(\mathbf{g}', \boldsymbol{\pi}')$  with  $(\pi'_{x'}, \pi'_{y'}, \pi'_{z'}) = (\pi_x, \pi_y, \pi_z)$ , and  $\pi'_{i'} = 0, i' \in N(\mathbf{g}') \setminus \{x', y', z'\}$  such that  $d_{\mathbf{g}}(x, z) = d_{\mathbf{g}'}(x', z')$ ,  $0 < d_{\mathbf{g}'}(x', y') - d_{\mathbf{g}}(x, y) = d_{\mathbf{g}}(y, z) - d_{\mathbf{g}'}(y', z') < \epsilon$  we have  $\mathcal{P}(\mathbf{g}', \boldsymbol{\pi}') > \mathcal{P}(\mathbf{g}, \boldsymbol{\pi})$ .

Axiom 2 applies when the group at one extreme is larger than the one at the other extreme and a third group is closer to the smaller of these two. When the group in-between moves slightly closer to the smaller group and away from the larger group, polarization increases.<sup>25</sup> Note that the relative size of the group in the middle is not restricted. Figure 4a below illustrates such a move. Contrary to the real line, the middle group is not necessarily between the two extreme groups.

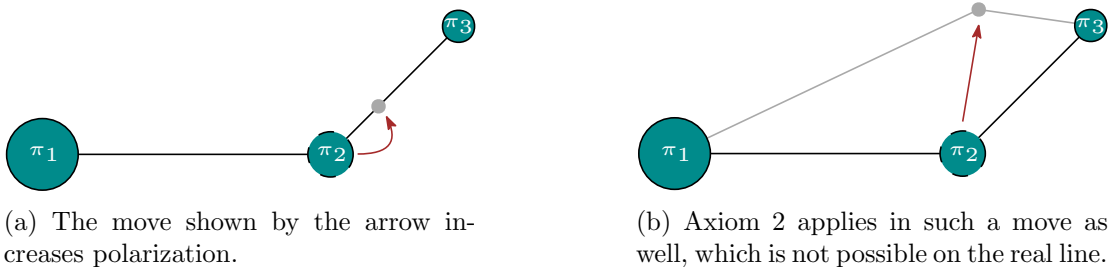


Figure 4: Axiom 2.

<sup>24</sup>Note that  $\mathbf{g}$  and  $\mathbf{g}'$  do not have to be different and in our depictions, we present axioms on the same graphs.

<sup>25</sup>Axiom 2 is rather weak as it applies to only those (small) moves such that an increase in distance from one extreme is equal to a decrease in the distance to the other extreme.

Note that the described move makes the middle group closer to the smaller group, but its new location does not have to be close to its original position, as seen in Figure 4b. This kind of a move is not possible on the real line.

### Axiom 3

*Data:* Network  $(\mathbf{g}, \boldsymbol{\pi})$  with  $n \geq 3$  nodes such that  $\pi_x > 0$ ,  $\pi_y = \pi_z > 0$  and  $\pi_i = 0 \forall i \in N(\mathbf{g}) \setminus \{x, y, z\}$ . Furthermore,  $d_{\mathbf{g}}(x, y) = d_{\mathbf{g}}(x, z) = d > 0$ .

*Statement:* For any  $\Delta \in (0, \frac{\pi_x}{2}]$  and any network  $(\mathbf{g}', \boldsymbol{\pi}')$  with  $(\pi'_{x'}, \pi'_{y'}, \pi'_{z'}) = (\pi_x - 2\Delta, \pi_y + \Delta, \pi_z + \Delta)$ , and  $\pi'_{i'} = 0$ ,  $i' \in N(\mathbf{g}') \setminus \{x', y', z'\}$  such that  $d_{\mathbf{g}'}(x', y') = d_{\mathbf{g}'}(x', z') = d$  and  $d_{\mathbf{g}}(y, z) = d_{\mathbf{g}'}(y, z)$ , we have  $\mathcal{P}(\mathbf{g}', \boldsymbol{\pi}') > \mathcal{P}(\mathbf{g}, \boldsymbol{\pi})$  whenever  $d_{\mathbf{g}}(y, z) = cd$ , for any  $c > 1$ .

Axiom 3 states that as long as the distance between two lateral groups is greater than the distance between the “middle group” and a lateral group, a network in which individuals from the group in the middle are reallocated to extreme points will exhibit higher polarization. Note that the relative size of the group in node  $x$  is not restricted. Furthermore,  $d_{\mathbf{g}}(x, y) = d_{\mathbf{g}}(x, z) = d$  implies, in a network, only that  $d_{\mathbf{g}}(y, z) \leq 2d$ , whereas on the real line  $y \neq z$  and  $|x - y| = |z - x| = d$  imply that  $|z - y| = 2d$ . We will come back to this crucial point in Section 4.

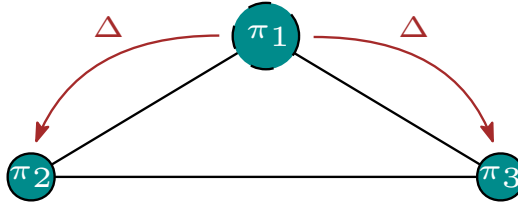


Figure 5: Axiom 3 dictates that the dissolution of the middle group into two extreme nodes increases polarization.

We are now ready to state our central result, which identifies the measures of polarization in networks that satisfy Axioms 1–3.

### Theorem 1

A polarization measure  $\mathcal{P}$  of the family defined in (1) satisfies Axioms 1–3 and homotheticity if and only if

$$\mathcal{P}(\mathbf{g}, \boldsymbol{\pi}) = K \sum_{i \in N(\mathbf{g})} \sum_{j \in N(\mathbf{g})} \pi_i^2 \pi_j d_{\mathbf{g}}(i, j), \quad (2)$$

for some constant  $K > 0$ .

A few comments are in order. First, recall that ER characterize measures of polarization on a real line as

$$P^{ER}(\boldsymbol{\pi}) = K \sum_{i=1}^n \sum_{j=1}^n \pi_i^{1+\alpha} \pi_j |i - j|, \quad (3)$$

with  $K > 0$  and  $\alpha \in (0, \alpha^*]$ , with  $\alpha^* \simeq 1.6$ . The main difference between (2) and (3) is that the index in (2) implies the unique value of  $\alpha = 1$ . The reason for this difference lies in the nature

of the distances, discussed in relation with Axiom 3. It requires that a move from a middle mass ( $\pi_x$ ) to the lateral points ( $\pi_y$  and  $\pi_z$ ) equidistant from the middle increases polarization whenever they are individually further away from each other than they are to the midpoint. Contrary to the real line, in  $(\mathbf{g}, \boldsymbol{\pi})$ ,  $d_{\mathbf{g}}(y, z)$  is not determined by  $d_{\mathbf{g}}(x, y) = d_{\mathbf{g}}(x, z)$ , and in fact it can very well happen that  $d_{\mathbf{g}}(y, z) < d_{\mathbf{g}}(x, y)$  even when  $d_{\mathbf{g}}(x, y) = d_{\mathbf{g}}(x, z)$ . We revisit this important matter in Section 4.2.1 below. Note that Axioms 1 and 2 also require adaptation for the network setup, but these adaptations are minor and do not have important implications on the form of the characterized family of measures.

Intuitively, a society is polarized if it can be grouped in a small number of very homogeneous groups (with respect to some attributes) of similar size that are very different with respect to these attributes. And polarization is often conceptualized to capture the level of bipolarity or bimodality.<sup>26</sup> Thus, it is desirable that a polarization measure is maximized at a bipolar distribution. A bipolar network is one where the population is split equally into two extreme (most distant) nodes. The maximal distance between two nodes in graph  $\mathbf{g}$  is called the *diameter* of  $\mathbf{g}$  and is denoted by  $d(\mathbf{g})$ .<sup>27</sup> For any graph  $\mathbf{g}$  let  $\boldsymbol{\pi}^B(\mathbf{g})$  denote the distribution in which the population is split equally across two nodes at distance  $d(\mathbf{g})$ . Our next result shows that  $(\mathbf{g}, \boldsymbol{\pi}^B(\mathbf{g}))$  is more polarized than any other network  $(\mathbf{g}, \boldsymbol{\pi})$  under any measure  $\mathcal{P}$  within our characterization.

**Proposition 1**

$\mathcal{P}(\mathbf{g}, \boldsymbol{\pi}^B(\mathbf{g})) > \mathcal{P}(\mathbf{g}, \boldsymbol{\pi})$  for any  $(\mathbf{g}, \boldsymbol{\pi})$  with  $\boldsymbol{\pi} \neq \boldsymbol{\pi}^B(\mathbf{g})$  and any measure  $\mathcal{P}$  as in (2).

## 4 Discussion

In this section, we first discuss some important properties of the measures we characterize in relation to the structure of networks. Then we discuss how our work can be related to previous papers in the literature. We conclude this section with a discussion on how weakening the Axiom 3 can relate our characterization to the one in ER, by exactly describing the relationship between the importance of identification ( $\alpha$ ) and the network structure.

### 4.1 Network structure and polarization

We first want to emphasize that the structure of a graph  $\mathbf{g}$  determines the distance between any two nodes in  $N(\mathbf{g})$ . A change in the structure of a graph  $\mathbf{g}$ , *e.g.*, deleting a link, may affect the measured levels of polarization, even if  $\boldsymbol{\pi}$  stays the same. Although empty nodes do not directly contribute to the levels of polarization, they may be important “indirectly” if, for instance, they are located on the shortest path between some non-empty nodes. Figure 6 illustrates this point.

<sup>26</sup>See Foster and Wolfson (2010) for a discussion on bipolarity of income distributions and DiMaggio et al. (1996) for a more general discussion on bimodality, among others.

<sup>27</sup>More formally,  $d(\mathbf{g}) = \max_{i,j \in N(\mathbf{g})} d_{\mathbf{g}}(i, j)$ . See Vega-Redondo (2007) or Jackson (2008).

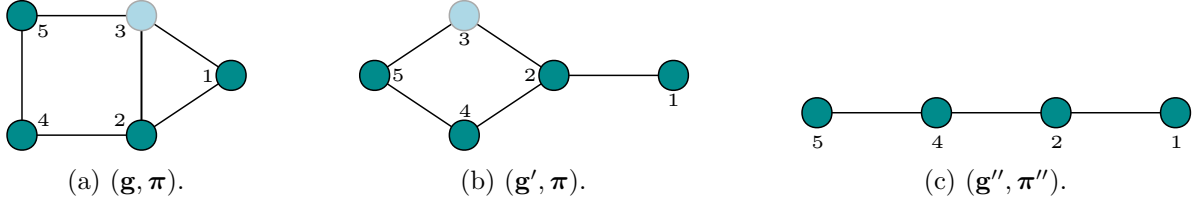


Figure 6: Three networks where each link has weight 1 and each node except the node 3 has weight 1 ( $\pi_3 = 0$ ).  $(\mathbf{g}', \boldsymbol{\pi})$  is obtained from  $(\mathbf{g}, \boldsymbol{\pi})$  by deleting the link  $g_{13}$ .  $(\mathbf{g}'', \boldsymbol{\pi}'')$  is obtained from  $(\mathbf{g}, \boldsymbol{\pi})$  by deleting the node 3. Note that  $\pi_i = \pi''_i$  for all  $i \in N(\mathbf{g}'')$ . We have  $\mathcal{P}(\mathbf{g}, \boldsymbol{\pi}) < \mathcal{P}(\mathbf{g}', \boldsymbol{\pi}) = \mathcal{P}(\mathbf{g}'', \boldsymbol{\pi}'')$ .

Next, we want to note that given Proposition 1, we have that  $d(\mathbf{g}) > d(\mathbf{g}')$  implies  $\mathcal{P}(\mathbf{g}, \boldsymbol{\pi}^B(\mathbf{g})) > \mathcal{P}(\mathbf{g}', \boldsymbol{\pi}^B(\mathbf{g}'))$ . That is, comparing two bipolar networks, the larger the diameter, the higher the polarization. Also, in the special case when  $\boldsymbol{\pi} = \mathbf{1}$ ,  $\mathcal{P}(\mathbf{g}, \boldsymbol{\pi})$  is proportional to the *average shortest path* in the graph  $\mathbf{g}$ .<sup>28</sup> Thus, the closer the individuals are, on average, the less polarized the network is.

## 4.2 Relation to previous results

We argue that the settings considered in ER and MRQ are special cases of our setting, and hence our results can be seen as generalizations of theirs. To start with, recall that ER consider distributions on the real line with a finite support (p. 830). It is straightforward to note that any distribution as such can be described as a network. To see this, let  $\boldsymbol{\pi}$  be a distribution with a set of  $N$  mass points. Consider graph  $\mathbf{g}$  with  $N$  nodes such that  $g_{ij} = |i - j|$  for any two adjacent mass points  $i$  and  $j$  on the real line, and  $ij \notin \mathbf{g}$  otherwise. Graph  $\mathbf{g}$  and distribution  $\boldsymbol{\pi}$  define a network  $(\mathbf{g}, \boldsymbol{\pi})$  that is similar to the line network  $(\mathbf{g}'', \boldsymbol{\pi}'')$  depicted in Figure 6c.<sup>29</sup> Indeed, we can represent any distribution on an  $m$ -dimensional space with finite number of mass point as a network by simply setting  $g_{ij} = \|\mathbf{i} - \mathbf{j}\|$ , where  $\|\cdot\|$  can be any norm.

MRQ, in their analysis of “discrete polarization”, consider the cases where the distance between any two different groups equals to 1 — they refer to their measure as the *polarisation based on classifications*. It is immediate to note that this setting can be described by the binary network, *i.e.*,  $(\mathbf{g}, \boldsymbol{\pi} = \mathbf{1})$  with the complete graph  $\mathbf{g}$  such that  $g_{ij} = 1$  for any pair of nodes  $i, j \in N(\mathbf{g})$ . MRQ delivers a characterization based on a different set of axioms.<sup>30</sup>

### 4.2.1 Axiom 3 and its role in the network setting

Axiom 3 requires that the described change in  $(\mathbf{g}, \boldsymbol{\pi})$  leads to an increase in polarization only when the distance between lateral nodes is at least as large as the distance between the center node and lateral nodes. We now contemplate on less demanding versions of Axiom 3, labeled

<sup>28</sup>The average shortest path in a network is closely related to the “closeness” measure of a network. See Vega-Redondo (2007) or Jackson (2008) for a textbook treatment and Freeman (1978) for an earlier discussion.

<sup>29</sup>Clearly, this is not the unique way to represent a discrete distribution with  $n$  mass points as a network. For instance, we could write  $g_{ij} = |i - j|$  for any two points  $i, j \in N$ , in which case  $\mathbf{g}$  would be the complete graph. However, any consistent representation that relies on the same metric will lead to a network with the same polarization.

<sup>30</sup>The logical dependence between our axioms and the ones in MRQ is an interesting question that is left for future research.

systematically as Axiom 3(c), in which we require that the scenario in Axiom 3 leads to an increase in polarization only if the lateral nodes are “far enough” (quantified by the scalar  $c$ ) from each other. This is of interest since some settings imply a specific network structure in which there is a clear lower bound for the distance between two lateral nodes contemplated in Axiom 3. For instance, as we saw before, any discrete distribution on a real line can be represented with a line network. On any line network, the distance between lateral masses is exactly the double of the distance between the middle mass and a lateral mass, as it is on the real line.

**Axiom 3(c)**

*Data:* Network  $(\mathbf{g}, \boldsymbol{\pi})$  with  $n \geq 3$  nodes,  $\pi_x > \pi_y = \pi_z > 0$  and  $\pi_i = 0$  for all  $i \in N(\mathbf{g}) \setminus \{x, y, z\}$ . Furthermore,  $d_{\mathbf{g}}(x, y) = d_{\mathbf{g}}(x, z) = d > 0$ .

*Statement:* Fix  $c \in (1, 2]$ . For any  $\epsilon \in (0, \pi_x]$  and any network  $(\mathbf{g}', \boldsymbol{\pi}')$  with  $(\pi'_{x'}, \pi'_{y'}, \pi'_{z'}) = (\pi_x - \epsilon, \pi_y + \frac{\epsilon}{2}, \pi_z + \frac{\epsilon}{2})$ , and  $\pi'_{i'} = 0$ ,  $i' \in N(\mathbf{g}') \setminus \{x', y', z'\}$  such that  $d_{\mathbf{g}'}(x', y') = d_{\mathbf{g}'}(x', z') = d$  and  $d_{\mathbf{g}}(y, z) = d_{\mathbf{g}'}(y', z')$ , we have  $\mathcal{P}(\mathbf{g}', \boldsymbol{\pi}') > \mathcal{P}(\mathbf{g}, \boldsymbol{\pi})$  whenever  $d_{\mathbf{g}}(y, z) \geq dc$ .

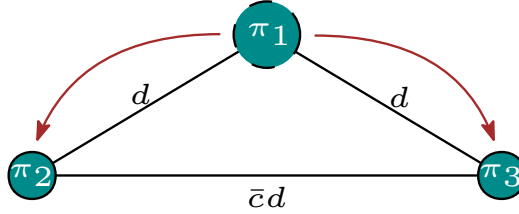


Figure 7: Axiom 3(c) dictates that the move shown by the arrows should increase polarization if  $c \leq \bar{c}$ .

When  $c = 1$ , we have the same statement as in Axiom 3, while for  $c = 2$  we have essentially the Axiom 3 in ER. The particular value of  $c$  has important implications on the resulting measure of polarization. We have the following generalization of the characterization, which exactly describes the implications of the flexibility the Axiom 3(c) entails compared to Axiom 3.

**Theorem 2**

*Fix  $c \in (1, 2]$ . There exists an interval  $[\underline{\alpha}(c), \bar{\alpha}(c)] \subseteq (0, \alpha^*]$  with  $\alpha^* \simeq 1.6$  such that the polarization measure  $\mathcal{P}$  of the family defined in (1) satisfies Axioms 1, 2, and 3(c) and homotheticity if and only if*

$$\mathcal{P}_{\alpha}(\mathbf{g}, \boldsymbol{\pi}) = K \sum_{i \in N(\mathbf{g})} \sum_{j \in N(\mathbf{g})} \pi_i^{1+\alpha} \pi_j d_{\mathbf{g}}(i, j) \tag{4}$$

*for some constant  $K > 0$  whenever  $\alpha \in [\underline{\alpha}(c), \bar{\alpha}(c)]$ . Furthermore,  $c_2 > c_1 \implies [\underline{\alpha}(c_1), \bar{\alpha}(c_1)] \subset [\underline{\alpha}(c_2), \bar{\alpha}(c_2)]$ .*

Theorem 2 shows that as we make Axiom 3 less demanding, the range of values of parameter  $\alpha$  for which our axioms is satisfied increases in a monotonic way. In particular, if we restrict ourselves to line networks, then the network structure implies any move described in Axiom 3 is consistent with Axiom 3(c) for  $c = 2$ , and Axioms 1, 2 and 3(c) can be seen as restatements of the Axioms 1–3 in ER.

Finally, it should be noted that the claim in Proposition 1 holds for measures characterized in Theorem 2 only if  $\alpha = 1$ , *i.e.*, for those measures characterized in Theorem 1. To see this, take any network  $(\mathbf{g}, \boldsymbol{\pi})$  such that  $N(\mathbf{g}) = \{x, y, z\}$  with  $0 < g_{xy} = g_{xz} \leq g_{yz}$ . Then for any  $\alpha \in \mathbb{R}_{\geq 0} \setminus \{1\}$ , there exists a distribution  $\boldsymbol{\pi} \neq \boldsymbol{\pi}^B(\mathbf{g})$  and  $\epsilon > 0$  such that  $\mathcal{P}(\mathbf{g}, \boldsymbol{\pi}) > \mathcal{P}_\alpha(\mathbf{g}, \boldsymbol{\pi}^B(\mathbf{g}))$  whenever  $g_{yz} = g_{xz} + \epsilon$ . This is a direct consequence of the fact that  $\alpha \neq 1$  only if  $\mathcal{P}_\alpha$  does not satisfy Axiom 3.

## 5 Conclusion

We have introduced a model of polarization in networks. This model can be used to study the levels and trends of polarization in a wide range of applications. In Section 2, we discussed several examples from political processes in parliaments and public preferences. The potential of our proposal is by no means restricted to these examples. To name a few, Bail (2016) constructs weighted networks between advocacy organizations based on the frequency of words in the shared vocabulary of their posts. Stewart et al. (2018) construct retweet networks to study the impact of suspicious troll activity on the levels of polarization on Twitter (see, also, Conover et al., 2011). Farrell (2016) constructs a network of organizations based on the activities of affiliates to study polarization on climate change issues among organizations. O’Connor and Weatherall (2018) propose the network formalism to study polarization in scientific communities around beliefs based on scientific knowledge. DiFonzo et al. (2013) employ a network-based approach on capturing polarization of rumor beliefs in the context of social impact theory.

Reconstructing the axiomatic analysis of Esteban and Ray (1994), we characterize a family of measures for the network setting that we propose. Importing the said axiomatic approach needs a careful attention due to the distinct nature of the geodesic distance on networks compared to the Euclidean distance on the real line. Our characterization result shows that the class of measures characterized by ER carries almost intact to the networks. The only bite is in the value of the parameter for the effect of identification on effective antagonism. We find that  $\alpha = 1$  is a necessary and sufficient condition for the measures of polarization in the form of aggregate antagonisms to satisfy the aforementioned axioms, together with homotheticity. We demonstrate that polarization is maximized when the population is allocated on the two most distant nodes in the network. Finally, we discuss how restricting to specific class of network structures may expand the class of polarization measures.

Our model can be further developed along different dimensions. One promising avenue for future research pertains to extending the measures so as to capture the intra-group heterogeneity, which could also be described as a network. In that case, the identification function should additionally depend on the within-group structure, which can be captured in different ways. Another direction for future research relates to the fact that the current axiomatization is independent from the identification-alienation framework. That is to say that there may be measures with a different functional form that satisfy the same set of axioms for networks. An immediate question is the existence of interesting characterizations as such.

## References

- Abramowitz, A. I. and Saunders, K. L. (2008). Is polarization a myth? *The Journal of Politics*, 70(2):542–555.
- Aghion, P., Alesina, A., and Trebbi, F. (2004). Endogenous political institutions. *The Quarterly Journal of Economics*, 119(2):565–611.
- Andris, C., Lee, D., Hamilton, M. J., Martino, M., Gunning, C. E., and Selden, J. A. (2015). The rise of partisanship and super-cooperators in the us house of representatives. *PloS one*, 10(4):e0123507.
- Bail, C. A. (2016). Combining natural language processing and network analysis to examine how advocacy organizations stimulate conversation on social media. *Proceedings of the National Academy of Sciences*, 113(42):11823–11828.
- Boxell, L., Gentzkow, M., and Shapiro, J. M. (2017). Greater internet use is not associated with faster growth in political polarization among us demographic groups. *Proceedings of the National Academy of Sciences*, 114(40):10612–10617.
- Bramoullé, Y. and Kranton, R. (2007). Public goods in networks. *Journal of Economic Theory*, 135(1):478–494.
- Brams, S. J., Kilgour, D. M., and Sanver, M. R. (2007). A minimax procedure for electing committees. *Public Choice*, 132(3-4):401–420.
- Calvó-Armengol, A., Patacchini, E., and Zenou, Y. (2009). Peer effects and social networks in education. *The Review of Economic Studies*, 76(4):1239–1267.
- Can, B. (2014). Weighted distances between preferences. *Journal of Mathematical Economics*, 51:109–115.
- Can, B., Ozkes, A., and Storcken, T. (2015). Measuring polarization in preferences. *Mathematical Social Sciences*, 78:76–79.
- Can, B., Ozkes, A., and Storcken, T. (2017). Generalized measures of polarization in preferences. Technical report, Aix-Marseille School of Economics, France.
- Cervone, D. P., Dai, R., Gnoutcheff, D., Lanterman, G., Mackenzie, A., Morse, A., Srivastava, N., and Zwicker, W. S. (2012). Voting with rubber bands, weights, and strings. *Mathematical Social Sciences*, 64(1):11–27.
- Conover, M. D., Ratkiewicz, J., Francisco, M., Gonçalves, B., Menczer, F., and Flammini, A. (2011). Political polarization on twitter. In *Fifth international AAAI conference on weblogs and social media*.
- Desmet, K., Ortuño-Ortín, I., and Wacziarg, R. (2012). The political economy of linguistic cleavages. *Journal of development Economics*, 97(2):322–338.

- Desmet, K., Ortuño-Ortín, I., and Wacziarg, R. (2017). Culture, ethnicity, and diversity. *American Economic Review*, 107(9):2479–2513.
- DiFonzo, N., Bourgeois, M. J., Suls, J., Homan, C., Stupak, N., Brooks, B. P., Ross, D. S., and Bordia, P. (2013). Rumor clustering, consensus, and polarization: Dynamic social impact and self-organization of hearsay. *Journal of Experimental Social Psychology*, 49(3):378–399.
- DiMaggio, P., Evans, J., and Bryson, B. (1996). Have american’s social attitudes become more polarized? *American journal of Sociology*, 102(3):690–755.
- Duclos, J.-Y., Esteban, J., and Ray, D. (2004). Polarization: concepts, measurement, estimation. *Econometrica*, 72(6):1737–1772.
- Esteban, J., Gradín, C., and Ray, D. (2007). An extension of a measure of polarization, with an application to the income distribution of five oecd countries. *The Journal of Economic Inequality*, 5(1):1–19.
- Esteban, J. and Ray, D. (1994). On the measurement of polarization. *Econometrica: Journal of the Econometric Society*, pages 819–851.
- Esteban, J. and Ray, D. (1999). Conflict and distribution. *Journal of Economic Theory*, 87(2):379–415.
- Esteban, J. and Ray, D. (2011). Linking conflict to inequality and polarization. *American Economic Review*, 101(4):1345–74.
- Esteban, J. and Ray, D. (2012). Comparing polarization measures. *Oxford Handbook of Economics of Peace and Conflict*, pages 127–151.
- Farrell, J. (2016). Corporate funding and ideological polarization about climate change. *Proceedings of the National Academy of Sciences*, 113(1):92–97.
- Fiorina, M. P. and Abrams, S. J. (2008). Political polarization in the american public. *Annu. Rev. Polit. Sci.*, 11:563–588.
- Fiorina, M. P., Abrams, S. J., and Pope, J. C. (2005). Culture war. *The myth of a polarized America*, 3.
- Foster, J. E. and Wolfson, M. C. (2010). Polarization and the decline of the middle class: Canada and the us. *The Journal of Economic Inequality*, 8(2):247–273.
- Fowler, J. H. (2006a). Connecting the congress: A study of cosponsorship networks. *Political Analysis*, 14(4):456–487.
- Fowler, J. H. (2006b). Legislative cosponsorship networks in the us house and senate. *Social Networks*, 28(4):454–465.

- Freeman, L. C. (1978). Centrality in social networks conceptual clarification. *Social networks*, 1(3):215–239.
- Garcia, D., Abisheva, A., Schweighofer, S., Serdült, U., and Schweitzer, F. (2015). Ideological and temporal components of network polarization in online political participatory media. *Policy & internet*, 7(1):46–79.
- Hill, S. J. and Tausanovitch, C. (2015). A disconnect in representation? comparison of trends in congressional and public polarization. *The Journal of Politics*, 77(4):1058–1075.
- Jackson, M. O. (2008). *Social and economic networks*. Princeton university press Princeton.
- Kam, C., Indridason, I., Bianco, W., et al. (2017). Polarization in multiparty systems.
- Kawada, Y., Nakamura, Y., and Sunada, K. (2018). A characterization of the esteban-ray polarization measures. *Economics Letters*, 169:35–37.
- Kearney, M. W. (2019). Analyzing change in network polarization. *new media & society*, 21(6):1380–1402.
- Kemeny, J. G. (1959). Mathematics without numbers. *Daedalus*, 88(4):577–591.
- Lee, J. K., Choi, J., Kim, C., and Kim, Y. (2014). Social media, network heterogeneity, and opinion polarization. *Journal of communication*, 64(4):702–722.
- Lelkes, Y. (2016). Mass polarization: Manifestations and measurements. *Public Opinion Quarterly*, 80(S1):392–410.
- Leskovec, J., Kleinberg, J., and Faloutsos, C. (2005). Graphs over time: densification laws, shrinking diameters and possible explanations. In *Proceedings of the eleventh ACM SIGKDD international conference on Knowledge discovery in data mining*, pages 177–187. ACM.
- Lindqvist, E. and Östling, R. (2010). Political polarization and the size of government. *American Political Science Review*, 104(3):543–565.
- Maoz, Z. (2006a). Network polarization. *mimeo*.
- Maoz, Z. (2006b). Network polarization, network interdependence, and international conflict, 1816–2002. *Journal of Peace Research*, 43(4):391–411.
- Maoz, Z. and Somer-Topcu, Z. (2010). Political polarization and cabinet stability in multiparty systems: A social networks analysis of european parliaments, 1945–98. *British Journal of Political Science*, 40(4):805–833.
- Martin, G. J. and Yurukoglu, A. (2017). Bias in cable news: Persuasion and polarization. *American Economic Review*, 107(9):2565–99.

- McCright, A. M. and Dunlap, R. E. (2011). The politicization of climate change and polarization in the american public’s views of global warming, 2001–2010. *The Sociological Quarterly*, 52(2):155–194.
- Montalvo, J. G. and Reynal-Querol, M. (2008). Discrete polarisation with an application to the determinants of genocides. *The Economic Journal*, 118(533):1835–1865.
- Moody, J. and Mucha, P. J. (2013). Portrait of political party polarization. *Network Science*, 1(1):119–121.
- Newman, M. E. (2003). The structure and function of complex networks. *SIAM review*, 45(2):167–256.
- O’Connor, C. and Weatherall, J. O. (2018). Scientific polarization. *European Journal for Philosophy of Science*, 8(3):855–875.
- Østby, G. (2008). Polarization, horizontal inequalities and violent civil conflict. *Journal of Peace Research*, 45(2):143–162.
- Ozdemir, U. and Ozkes, A. I. (2014). Measuring public preferential polarization. *Ecole Polytechnique Departement d’Economie, Cahier de recherche*, (2014-06).
- Permanyer, I. and D’Ambrosio, C. (2015). Measuring social polarization with ordinal and categorical data. *Journal of Public Economic Theory*, 17(3):311–327.
- Richardson, M., Agrawal, R., and Domingos, P. (2003). Trust management for the semantic web. In *International semantic Web conference*, pages 351–368. Springer.
- Stewart, L. G., Arif, A., and Starbird, K. (2018). Examining trolls and polarization with a retweet network. In *Proc. ACM WSDM, workshop on misinformation and misbehavior mining on the web*.
- Vega-Redondo, F. (2007). *Complex social networks*. Number 44. Cambridge University Press.
- Wimmer, A., Cederman, L.-E., and Min, B. (2009). Ethnic politics and armed conflict: A configurational analysis of a new global data set. *American Sociological Review*, 74(2):316–337.
- Zhang, X. and Kanbur, R. (2001). What difference do polarisation measures make? an application to china. *Journal of development studies*, 37(3):85–98.

## Appendix: Proofs

First, let us define the function  $f : \mathbb{R}_{\geq 0}^2 \times [1, 2] \rightarrow \mathbb{R}$  such that:

$$f(z, \alpha, c) = (1 + \alpha) \left[ z - \frac{z^\alpha}{2} + \frac{z^{1+\alpha}}{2} \frac{(2 - c(2 + \alpha))}{1 + \alpha} \right] - \frac{1}{2}. \quad (5)$$

Function  $f(\cdot)$  will play an important role in the proofs of Theorems 1 and 2 related to implications of Axiom 3 and Axiom 3(c). In the special case when  $c = 2$ ,  $f$  becomes identical to the function defined in equation (2) in ER. Lemma 1 considers the special cases when  $c = 1$  or  $\alpha = 1$  and is used in the proof of Theorem 1. Lemma 2 and Lemma 3, which are stated and proved after the proof of Theorem 1, are used in the proof of Theorem 2.

### Lemma 1

*The following properties hold.*

- (i)  $\max_{z \geq 0} f(z, \alpha, 1) > 0$  for any  $\alpha > 0$  with  $\alpha \neq 1$ .
- (ii)  $f(z, 1, c) < 0$ , for all  $c \in (1, 2]$ .
- (iii)  $f(z, 1, 1) < 0$  for all  $z \neq 1$  and  $f(1, 1, 1) = 0$ .

*Proof of Lemma 1.*

- (i) First, note that  $f(1, \alpha, 1) = 0$ . Furthermore, function  $f(z, \alpha, 1)$  is increasing in  $z$  at  $z = 1$  when  $\alpha < 1$  and decreasing in  $z$  at  $z = 1$  when  $\alpha > 1$ . This implies, since  $f$  is continuous in  $z$ , that there exists  $\epsilon_1 > 0$  and  $\epsilon_2 > 0$  such that  $f(1 + \epsilon_1, \alpha, 1) > 0$  when  $\alpha < 1$ , and  $f(1 - \epsilon_2, \alpha, 1) > 0$  when  $\alpha > 1$ , therefore it must be that  $\max_{z \geq 0} f(z, \alpha, 1) > 0$  whenever  $\alpha \neq 1$ .
- (ii) We have that  $f(z, 1, c) = -\frac{1}{2} + z + (1 - \frac{3c}{2})z^2$ . Solving this quadratic equation, one can verify that  $c > 1$  implies  $f(z, 1, c) < 0$  for all  $z \geq 0$ .
- (iii)  $f(z, 1, 1) = -(1/2)(-1 + z)^2$ , which is negative, except at point  $z = 1$ , when it takes value 0.

□

*Proof of Theorem 1.* We assume  $K = 1$ , without loss of generality for the “only if” part. In the proof we show that Axiom 1 and Axiom 2 are satisfied for  $\mathcal{P}_\alpha$  defined in equation (4) and not just  $\mathcal{P}$  from equation (2). We do this since establishing this claim is important for the proof of Theorem 2, where we just refer to the arguments developed here when discussing Axiom 1 and 2.

*Sufficiency.*

*Axiom 1.* Let  $\pi_x = p$ ,  $\pi_y = \pi_z = q$ . We have:

$$\mathcal{P}_\alpha(\mathbf{g}, \boldsymbol{\pi}) = p^{1+\alpha} q d_{\mathbf{g}}(x, y) + p^{1+\alpha} q d_{\mathbf{g}}(x, z) + 2q^{1+\alpha} q d_{\mathbf{g}}(y, z) + q^{1+\alpha} p d_{\mathbf{g}}(x, y) + q^{1+\alpha} p d_{\mathbf{g}}(x, z),$$

while

$$\begin{aligned}\mathcal{P}_\alpha(\mathbf{g}', \boldsymbol{\pi}') &= p^{1+\alpha}(2q)d_{\mathbf{g}'}(x', w') + (2q)^{1+\alpha}pd_{\mathbf{g}'}(x', w') \\ &= p^{1+\alpha}(2q)\frac{d_{\mathbf{g}}(x, y) + d_{\mathbf{g}}(x, z)}{2} + (2q)^{1+\alpha}p\frac{d_{\mathbf{g}}(x, y) + d_{\mathbf{g}}(x, z)}{2}\end{aligned}$$

After simplification we get:

$$\begin{aligned}\mathcal{P}_\alpha(\mathbf{g}, \boldsymbol{\pi}) &= (d_{\mathbf{g}}(x, y) + d_{\mathbf{g}}(x, z))(p^{1+\alpha}q + q^{1+\alpha}p) + 2q^{2+\alpha}d_{\mathbf{g}}(y, z), \\ \mathcal{P}_\alpha(\mathbf{g}', \boldsymbol{\pi}') &= (d_{\mathbf{g}}(x, y) + d_{\mathbf{g}}(x, z))(p^{1+\alpha}q + q^{1+\alpha}p) + (2^\alpha - 1)(d_{\mathbf{g}}(x, y) + d_{\mathbf{g}}(x, z))q^{1+\alpha}p,\end{aligned}$$

which implies  $\mathcal{P}_\alpha(\mathbf{g}, \boldsymbol{\pi}) > \mathcal{P}_\alpha(\mathbf{g}', \boldsymbol{\pi}')$  whenever  $(2^\alpha - 1)(d_{\mathbf{g}}(x, y) + d_{\mathbf{g}}(x, z))q^{1+\alpha}p > 2q^{2+\alpha}d_{\mathbf{g}}(y, z)$  or, equivalently,

$$(2^\alpha - 1)(d_{\mathbf{g}}(x, y) + d_{\mathbf{g}}(x, z))p > 2qd_{\mathbf{g}}(y, z). \quad (6)$$

It is easy to see that whenever  $d(y, z)$  is small enough ( $d(y, z) < \epsilon$ ) inequality (6) will hold for any  $\alpha > 0$  whenever  $q$  is small enough relative to  $p$  ( $q < \mu p$ , with  $\mu > 0$ ).

*Axiom 2.* Let  $\pi_x = p$ ,  $\pi_y = q$ , and  $\pi_z = r$ . For network  $(\mathbf{g}, \boldsymbol{\pi})$  we have:

$$\mathcal{P}_\alpha(\mathbf{g}, \boldsymbol{\pi}) = p^{1+\alpha}[d_{\mathbf{g}}(x, y)q + d_{\mathbf{g}}(x, z)r] + q^{1+\alpha}[d_{\mathbf{g}}(x, y)p + d_{\mathbf{g}}(y, z)r] + r^{1+\alpha}[d_{\mathbf{g}}(x, z)p + d_{\mathbf{g}}(y, z)q].$$

For network  $(\mathbf{g}', \boldsymbol{\pi}')$  the polarization index takes form:

$$\begin{aligned}\mathcal{P}_\alpha(\mathbf{g}', \boldsymbol{\pi}') &= p^{1+\alpha}[d_{\mathbf{g}'}(x', y')q + d_{\mathbf{g}'}(x', z')r] + q^{1+\alpha}[d_{\mathbf{g}'}(x', y')pd_{\mathbf{g}'}(y', z')r] \\ &\quad + r^{1+\alpha}[d_{\mathbf{g}'}(x', z')p + d_{\mathbf{g}'}(y', z')q].\end{aligned}$$

Subtracting and using that  $d_{\mathbf{g}}(x, z) = d_{\mathbf{g}'}(x', z')$ , we get:

$$\begin{aligned}\mathcal{P}_\alpha(\mathbf{g}, \boldsymbol{\pi}) - \mathcal{P}_\alpha(\mathbf{g}', \boldsymbol{\pi}') &= q^{1+\alpha}[p(d_{\mathbf{g}'}(x', y') - d_{\mathbf{g}}(x, y)) + r(d_{\mathbf{g}'}(z', y') - d_{\mathbf{g}}(y, z))] \\ &\quad + q[p^{1+\alpha}(d_{\mathbf{g}'}(x', y') - d_{\mathbf{g}}(x, y)) + r^{1+\alpha}(d_{\mathbf{g}'}(z', y') - d_{\mathbf{g}}(y, z))]\end{aligned}$$

which is positive for any  $\alpha > 0$  whenever  $r < p$ , since  $d_{\mathbf{g}'}(x', y') - d_{\mathbf{g}}(x, y) = d_{\mathbf{g}'}(z', y') - d_{\mathbf{g}}(y, z)$ .

*Axiom 3.* Let  $d_{\mathbf{g}}(x, y) = d_{\mathbf{g}}(x, z) = d$ , and let  $d_{\mathbf{g}}(y, z) = cd$  with  $c > 1$ . Furthermore, let  $\pi_x = p + 2\Delta$  and  $\pi_y = \pi_z = q - \Delta$ . The polarization of network  $(\mathbf{g}, \boldsymbol{\pi})$  as a function of  $\Delta \in (0, \frac{p}{2}]$ , can be written as:

$$\mathcal{P}_\alpha((\mathbf{g}, \boldsymbol{\pi}); \Delta) = 2cd((q - \Delta)^{2+\alpha}) + 2d\left((p + 2\Delta)(q - \Delta)((p + 2\Delta)^\alpha(q - \Delta)^\alpha)\right). \quad (7)$$

To prove that  $\mathcal{P}$  satisfies Axiom 3 we need to show that  $\left.\frac{\partial \mathcal{P}_\alpha((\mathbf{g}, \boldsymbol{\pi}), \Delta)}{\partial \Delta}\right|_{\Delta=0} < 0$  for every  $(p, q) \gg 0$  as described. Differentiating (7) at  $\Delta = 0$  and dividing by  $2d$  ( $\geq 0$ ) we get:

$$\left.\frac{\partial \mathcal{P}_\alpha}{\partial \Delta}\right|_{\Delta=0} < 0 \iff -p^\alpha(p - 2(1 + \alpha)q) + q^\alpha(-(1 + \alpha)p + 2q - (2 + \alpha)cq) < 0. \quad (8)$$

Dividing by  $p^{1+\alpha}$  and replacing with  $z = q/p$ , we get:

$$\left.\frac{\partial \mathcal{P}_\alpha}{\partial \Delta}\right|_{\Delta=0} < 0 \iff -(1 - 2(1 + \alpha)z) + z^\alpha(-(1 + \alpha) + 2z - (2 + \alpha)cz) < 0, \quad (9)$$

$$\iff (1 + \alpha) \left[ z - \frac{z^\alpha}{2} + \frac{z^{1+\alpha}(2 - c(2 + \alpha))}{2(1 + \alpha)} \right] - \frac{1}{2} < 0, \quad (10)$$

which is equivalent to  $f(z, \alpha, c) < 0$ . The claim follows from Lemma 1.

*Necessity.*

The proof follows the proof of Theorem 1 in ER. As Axioms 1–2 are essentially the same as the corresponding axioms in ER, the proof technique applies in our case too. We describe the proof briefly below, and refer the reader to ER for detailed derivation.

Axioms 1–2 imply that function  $T$  from (1) is linear in its second argument, that is, function  $\theta(\pi, \delta) \equiv T(I(\pi), a(d_g(i, j)))$  can be written as  $\theta(\pi, \delta) = \phi(\pi)\delta$ . Furthermore, Axiom 1 implies that  $\phi(\cdot)$  is an increasing function.<sup>31</sup> Then, homotheticity implies that  $\phi(p) = Kp^\alpha$  for some constants  $(K, p) \gg 0$ . Lemma 1 together with Axiom 3 imply that  $\alpha = 1$ .  $\square$

We now turn to the proof of Theorem 2, which follows Lemmas 2–3 below. In what follows, we denote the maximal value of parameter  $\alpha$  in ER with  $\alpha^*$  (so that  $\alpha^* \simeq 1.6$ ).

### Lemma 2

*Let  $1 < \alpha < \alpha^*$  and  $c \in [1, 2]$ . There exists  $\bar{\alpha} = \bar{\alpha}(c) \in [1, \alpha^*]$  such that  $\max_{z \geq 0} f(z, \alpha, c) \leq 0$  whenever  $\alpha \leq \bar{\alpha}$ . Furthermore,  $\bar{\alpha}$  is increasing in  $c$ .*

*Proof of Lemma 2.* For  $\alpha \geq 1$ ,  $f$  is concave in  $z$ . Thus, the maximum of  $f$  is given by the first order condition:

$$\frac{1}{2}(1 + \alpha) (2 - \alpha z^{\alpha-1} + (2 - (2 + \alpha)c)z^\alpha) = 0. \quad (11)$$

Taking derivative of the value function  $v(\alpha, c) = \max_{z \geq 0} f(z, \alpha, c)$  with respect to  $c$ , and applying the envelope theorem, we get:

$$\frac{\partial v}{\partial c} = \frac{\partial f}{\partial z} \frac{\partial z}{\partial c} + \frac{\partial f}{\partial c} = \frac{\partial f}{\partial c} = -\frac{1}{2}(\alpha + 2)z^{\alpha+1} < 0.$$

That is the value function is (strictly) decreasing with  $c$ . This means that  $v(\alpha, c) > v(\alpha, 2)$ , for any  $c \in [1, 2)$ .

Lemma 1 implies that for any  $c > 1$  we have that  $f(z, 1, c) < 0$ . Thus, for  $c > 1$  it must be  $v(1, c) < 0$ . Since  $f(z, 2, 2) > 0$ , as pointed out in ER (p. 833) and  $v(\alpha, c)$  is decreasing in  $c$ , it must be that  $v(2, c) > 0$  for any  $c \in [1, 2]$ . Thus function  $v(\alpha, c)$  has the property that  $v(1, c) < 0$  and  $v(2, c) > 0$  for any  $c \in [1, 2]$ . To show that there exist  $\bar{\alpha}(c)$  from the claim of the Lemma, we show that  $v(\alpha, c)$  is increasing in  $\alpha$ . Indeed:

$$\frac{\partial v}{\partial \alpha} = \frac{\partial f}{\partial z} \frac{\partial z}{\partial \alpha} + \frac{\partial f}{\partial \alpha} = \frac{\partial f}{\partial \alpha} = \frac{1}{2}(2z - z^\alpha(1 + cz + (1 + \alpha + (-2 + (2 + \alpha)c)z) \ln z)).$$

To see that the above derivative is positive, first note that the first order condition (11) implies that at the maximum of function  $f$  the following holds:

$$z^{\alpha-1} = \frac{2}{\alpha - z(2 - (2 + \alpha)c)}. \quad (12)$$

From the above equality, together with the fact that  $\alpha - 1 > 0$  and  $c \geq 0$  implies that  $z < 1$ . Indeed, if  $z > 1$  then the RHS of (12) would be greater than 1, while the LHS of (12) would

<sup>31</sup>See Kawada et al. (2018) for a solution to a technical problem arising from the original formulation of Axiom 1 in ER.

be smaller than 1, since the denominator  $\alpha - z(2 - (2 + \alpha)c)$  would be greater than 2 since  $(2 + \alpha)c > 3$  and  $z > 1$ . Plugging (12) into the expression for  $\frac{\partial v}{\partial \alpha}$  from above. we get:

$$\begin{aligned}\frac{\partial v}{\partial \alpha} &= \frac{1}{2}(2z - z^\alpha(1 + cz + (1 + \alpha + (-2 + (2 + \alpha)c)z) \ln z)) \\ &= \frac{1}{2}\left(2z - \frac{2}{\alpha - z(2 - (2 + \alpha)c)}(1 + cz + (1 + \alpha + (-2 + (2 + \alpha)c)z) \ln z)\right) \\ &= -z \frac{(1 - \alpha) + (2 - 3c - 2\alpha)c + [1 + 2\alpha + (-2 + 2c + \alpha)c] \log z}{\alpha - z(2 - (2 + \alpha)c)},\end{aligned}$$

which is clearly positive for  $z < 1$ ,  $\alpha \geq 1$  and  $c > 1$ .

Therefore, the intermediate value theorem implies that, for any  $c \in [1, 2]$  there exist  $\bar{\alpha}(c) \in [1, 2]$  such that  $\max_{z \geq 0} f(z, \alpha, c) \leq 0$  for whenever  $\alpha \leq \bar{\alpha}(c)$  (with equality only when  $\alpha = \bar{\alpha}$ ). Finally,  $\frac{\partial v}{\partial c} < 0$  and  $\frac{\partial v}{\partial \alpha} > 0$  imply that  $\bar{\alpha}(c)$  increases with  $c$  for  $c \in [1, 2]$ .  $\square$

### Lemma 3

Let  $0 \leq \alpha < 1$  and  $c \in [1, 2]$ . There exists  $\underline{\alpha} = \underline{\alpha}(c) \in [0, 1]$  such that  $\max_{z \geq 0} f(\alpha, z, c) \geq 0$  whenever  $\alpha \leq \underline{\alpha}(c)$ . Furthermore,  $\underline{\alpha}$  is decreasing in  $c$ .

*Proof of Lemma 3.* Let  $\alpha < 1$ . We first prove that  $f(z, \alpha, c) \geq 0$  only if  $z \geq 1$ . Then we show that for  $z \geq 1$   $f$  is decreasing in  $\alpha$ . Therefore, whenever  $f(z, \alpha, c) \geq 0$  we have that  $f$  decreases with  $\alpha$ , and consequently  $v(\alpha, c) = \max_{z \geq 0} f(z, \alpha, c)$  is decreasing in  $\alpha$ .

To show that  $f(z, \alpha, c) \geq 0 \Rightarrow z \geq 1$  we first note that  $f(z, \alpha, c) \geq 0 \Rightarrow f(z, \alpha, 1) \geq 0$  since  $f$  is decreasing in  $c$ . Hence, to show  $f(z, \alpha, c) \geq 0 \Rightarrow z \geq 1$  it is sufficient to show that  $f(z, \alpha, 1) \geq 0 \Rightarrow z \geq 1$ . To prove this implication, we show that  $z < 1 \Rightarrow f(z, \alpha, 1) < 0$ . We have

$$\begin{aligned}f(z, \alpha, 1) &= \frac{1}{2}(-1 + 2(1 + \alpha)z - (1 + \alpha)z^\alpha - \alpha z^{1+\alpha}) \\ &= -1 + (1 + \alpha)(2z - z^\alpha) - \alpha z^{1+\alpha} \\ &< -1 + (1 + \alpha)(2z - z) - \alpha z^{1+\alpha} \\ &= -1 + (1 + \alpha)z - \alpha z^{1+\alpha} \\ &< -1 + (1 + \alpha)z - \alpha z^2 \\ &= (1 - \alpha z)(z - 1) \\ &< 0,\end{aligned}$$

where the inequalities follow the fact that  $\alpha, z < 1$ .

Next we prove that if  $z \geq 1$ , then  $f$  is decreasing in  $\alpha$ . We have that:

$$\frac{\partial f}{\partial \alpha} = \frac{1}{2}[2z - z^\alpha - cz^{\alpha+1} - z^\alpha(1 + \alpha + 2(c-1)z + \alpha cz) \ln z]$$

We need to show that  $2z - z^\alpha - cz^{\alpha+1} - z^\alpha(1 + \alpha + 2(c-1)z + \alpha cz) \ln z \leq 0$ . Dividing by  $z$ , we obtain the inequality

$$2z^{1-\alpha} \leq 1 + cz + (1 + \alpha + 2(c-1)z + \alpha cz) \ln z,$$

which holds as the LHS is not greater than 2, because  $z \geq 1$  and  $\alpha - 1 < 0$  and the RHS is not

smaller than 2, because  $c \geq 1$  and  $z \geq 1$ .

Therefore, whenever  $f(z, \alpha, c) \geq 0$ ,  $f$  is decreasing in  $\alpha$ . This implies that  $v(\alpha, c) = \max_{z \geq 0} f(z, \alpha, c)$  is decreasing in  $\alpha$  whenever  $v(\alpha, c) \geq 0$ . We choose  $\underline{\alpha}(c)$  to be equal to a zero of function  $v(\alpha, c)$ , whenever this zero exists on  $[0, 1)$ , and equal to 0 otherwise. Since  $v$  is decreasing in  $c$ , and decreasing in  $\alpha$  whenever  $v(\alpha, c) \geq 0$  we have that  $\underline{\alpha}(c)$  decreases when  $c$  increases. □

*Proof of Theorem 2.* Follows from the proof of Theorem 1 (claims related to Axioms 1–2), and Lemmas 2–3. □

We now turn to the proof of Proposition 1. We first state and prove Lemma 4, which will be used in the proof of Proposition 1.

**Lemma 4**

For any network  $(\mathbf{g}, \boldsymbol{\pi})$  such that  $\boldsymbol{\pi}$  has at least 4 nonzero mass points, there exists a 3 node network  $(\mathbf{g}^*, \boldsymbol{\pi}^*)$  such that  $g_{ij}^* = d(\mathbf{g})$  for  $i, j \in N(\mathbf{g}^*)$ , with  $\sum_{i=1}^3 \pi_i^* = \sum_{i \in N(\mathbf{g})} \pi_i$  such that:

$$\mathcal{P}(\mathbf{g}, \boldsymbol{\pi}) < \mathcal{P}(\mathbf{g}^*, \boldsymbol{\pi}^*).$$

*Proof of Lemma 4.* The proof is constructive. Assume, without loss of generality, that in  $(\mathbf{g}, \boldsymbol{\pi})$ , we have  $\pi_1 \geq \pi_2 \geq \dots \geq \pi_n$  with  $\pi_k > 0$  and  $\pi_{k+1} = 0$  for some  $k \geq 4$ . Taking  $K = 1$  in (2),

$$\begin{aligned} \mathcal{P}(\mathbf{g}, \boldsymbol{\pi}) &= \sum_{i=1}^k \sum_{j=1}^k \pi_i^2 \pi_j d_{\mathbf{g}}(i, j) \\ &\leq d(\mathbf{g}) \sum_{i=1}^k \sum_{j=1, j \neq i}^k \pi_i^2 \pi_j \\ &= d(\mathbf{g}) \left[ \sum_{i=1}^{k-2} \sum_{\substack{j=1 \\ j \neq i}}^{k-2} \pi_i^2 \pi_j + \pi_{k-1}^2 \sum_{\substack{j=1 \\ j \neq k-1}}^k \pi_j + \pi_k^2 \sum_{\substack{j=1 \\ j \neq k}}^k \pi_j + \pi_{k-1} \sum_{j=1}^{k-2} \pi_j^2 + \pi_k \sum_{j=1}^{k-2} \pi_j^2 \right]. \end{aligned} \tag{13}$$

Denote the last expression in (13) with  $\mathcal{P}(\mathbf{g}', \boldsymbol{\pi}')$ , where  $g'_{ij} = d(\mathbf{g})$  for all  $i, j \in N(\mathbf{g})$  and  $\pi'_i = \pi_i$  for all  $i \in N(\mathbf{g})$ . Consider now a change in  $(\mathbf{g}', \boldsymbol{\pi}')$  such that masses in nodes  $k$  and  $k-1$  are joined together to obtain  $(\mathbf{g}'', \boldsymbol{\pi}'')$ . We have

$$\mathcal{P}(\mathbf{g}'', \boldsymbol{\pi}'') = d(\mathbf{g}) \left[ \sum_{i=1}^{k-2} \sum_{\substack{j=1 \\ j \neq i}}^{k-2} \pi_i^2 \pi_j + (\pi_{k-1} + \pi_k)^2 \sum_{j=1}^{k-2} \pi_j + (\pi_{k-1} + \pi_k) \sum_{j=1}^{k-2} \pi_j^2 \right].$$

Subtracting  $\mathcal{P}(\mathbf{g}', \boldsymbol{\pi}')$  we get:

$$\mathcal{P}(\mathbf{g}'', \boldsymbol{\pi}'') - \mathcal{P}(\mathbf{g}', \boldsymbol{\pi}') = d(\mathbf{g}) \left[ 2\pi_{k-1}\pi_k \sum_{j=1}^{k-2} \pi_j - \pi_{k-1}^2 \pi_k - \pi_{k-1} \pi_k^2 \right] \tag{14}$$

$$= d(\mathbf{g}) \pi_{k-1} \pi_k \left[ 2 \sum_{j=1}^{k-2} \pi_j - (\pi_{k-1} + \pi_k) \right] > 0, \tag{15}$$

where the last inequality follows from the choice of  $k$  and  $k - 1$  and the fact that  $k \geq 4$ . From (13) and (15), it follows that for any network  $(\mathbf{g}, \boldsymbol{\pi})$  as such we have  $\mathcal{P}(\mathbf{g}, \boldsymbol{\pi}) < \mathcal{P}(\mathbf{g}'', \boldsymbol{\pi}'')$ .

If  $k = 4$ ,  $(\mathbf{g}'', \boldsymbol{\pi}'')$  is such that  $|N(\mathbf{g}'')| = 3$  with  $g''_{ij} = d(\mathbf{g})$  for any  $i, j \in N(\mathbf{g}'')$  and  $\pi''_1 = \pi_1$ ,  $\pi''_2 = \pi_2$  and  $\pi''_3 = \pi_3 + \pi_4$ , which completes the proof. If  $k > 4$ , the same procedure of joining the masses in nodes  $k - 1$  and  $k - 2$  can be iteratively applied.  $\square$

*Proof of Proposition 1.* First, note that for any network  $(\mathbf{g}, \boldsymbol{\pi})$  with  $|\{i \in N(\mathbf{g}) : \pi_i > 0\}| = 2$  and  $\pi_i \neq \pi_j$  for  $i, j \in N(\mathbf{g})$ ,  $\mathcal{P}(\mathbf{g}, \boldsymbol{\pi}^B(\mathbf{g})) = K g_{ij} 2 \left(\frac{\pi_i + \pi_j}{2}\right)^3 > K g_{ij} (\pi_i \pi_j (\pi_i + \pi_j)) = \mathcal{P}(\mathbf{g}, \boldsymbol{\pi})$ .

Next, take any  $(\mathbf{g}, \boldsymbol{\pi})$  such that  $|\{i \in N(\mathbf{g}) : \pi_i > 0\}| \geq 4$ . By Lemma 4, we can construct  $(\mathbf{g}'', \boldsymbol{\pi}'')$  such that  $|N(\mathbf{g}'')| = 3$  with  $g''_{ij} = d(\mathbf{g})$  for any  $i, j \in N(\mathbf{g}'')$ . Pick  $i \in N(\mathbf{g}'')$  such that  $\pi_i \geq \pi_l$  for all  $l \in N(\mathbf{g}'')$  and join the masses in nodes  $j, k \in N(\mathbf{g}'') \setminus \{i\}$  to obtain the network  $(\mathbf{g}^*, \boldsymbol{\pi}^*)$ . Taking  $K = 1$ , we have  $\mathcal{P}(\mathbf{g}^*, \boldsymbol{\pi}^*) = d(\mathbf{g}) [\pi_i^2 (\pi_j + \pi_k) + (\pi_j + \pi_k)^2 \pi_i]$ , whereas  $\mathcal{P}(\mathbf{g}'', \boldsymbol{\pi}'') = d(\mathbf{g}) [\pi_i^2 (\pi_j + \pi_k) + \pi_j^2 (\pi_i + \pi_k) + \pi_k^2 (\pi_i + \pi_j)]$ . We have  $\mathcal{P}(\mathbf{g}^*, \boldsymbol{\pi}^*) \geq \mathcal{P}(\mathbf{g}'', \boldsymbol{\pi}'')$  iff  $2\pi_i \geq \pi_j + \pi_k$ , which holds as  $\pi_i \geq \pi_l, \forall l \in N(\mathbf{g})$ . As we noted above  $\mathcal{P}(\mathbf{g}^*, \boldsymbol{\pi}^B(\mathbf{g}^*)) > \mathcal{P}(\mathbf{g}^*, \boldsymbol{\pi}^*)$ .

Finally, take any  $(\mathbf{g}, \boldsymbol{\pi})$  such that  $|\{i \in N(\mathbf{g}) : \pi_i > 0\}| = 3$ . We can construct  $(\mathbf{g}', \boldsymbol{\pi}')$  as in (13), by replacing  $g_{ij}$  for all  $i, j \in N(\mathbf{g})$  with  $d(\mathbf{g})$ , so that  $\mathcal{P}(\mathbf{g}', \boldsymbol{\pi}') \geq \mathcal{P}(\mathbf{g}, \boldsymbol{\pi})$ . The proof follows from Lemma 4 and the previous paragraph.  $\square$