

A Unified Computational and Theoretical Framework for High-Dimensional Bayesian Additive Models *

Ray Bai[†]

June 20, 2022

Abstract

We introduce a general framework for estimation and variable selection in high-dimensional Bayesian generalized additive models where the response belongs to the overdispersed exponential family. Our framework subsumes popular models such as binomial regression, Poisson regression, Gaussian regression, and negative binomial regression, and encompasses both canonical and non-canonical link functions. Our method can be implemented with a highly efficient EM algorithm, allowing us to rapidly attain estimates of the significant functions while thresholding out insignificant ones. Under mild regularity conditions, we establish posterior contraction rates and model selection consistency when the number of covariates grows at nearly exponential rate with sample size. We illustrate our method on both synthetic and real data sets.

1 Introduction

1.1 Generalized Additive Models

Generalized additive models (GAMs) are a useful extension of the linear model [6]. GAMs allow for more flexible modeling of a response surface by permitting nonlinear covariate effects. However, the majority of methods and theoretical studies for Bayesian GAMs assume that the response

*Keywords and phrases: generalized additive model, non-Gaussian data, rate of convergence, spike-and-slab group lasso, variable selection

[†]Department of Statistics, University of South Carolina, Columbia, SC. Email: RBAI@mailbox.sc.edu

variable is normally distributed [22, 20, 2, 3]. This assumption can be restrictive and is not appropriate for modeling non-Gaussian data such as binary data, count data, or skewed right positive data. In these cases, it is more tenable to assume that the response variables $y = (y_1, \dots, y_n)'$ belong to the more general overdispersed exponential family; that is, y_1, \dots, y_n are independently drawn from a density of the form,

$$q_i(y_i) = \exp \left\{ \frac{y_i \theta_i - b(\theta_i)}{\tau} + c(y_i, \tau) \right\}, \quad i = 1, \dots, n, \quad (1.1)$$

and the mean response $\mathbb{E}(y_i) = b'(\theta_i)$ is related to a set of p covariates $x_i = (x_{i1}, \dots, x_{ip})'$ through a link function g :

$$g(b'(\theta_i)) = \mu + \sum_{j=1}^p f_j(x_{ij}), \quad i = 1, \dots, n, \quad (1.2)$$

where f_j is a possibly nonlinear function of the j th covariate and μ is an overall mean. We assume throughout that $\int f_j(x) dx = 0, j = 1, \dots, p$. The condition that the f_j 's are centered can be imposed without any loss of generality due to the presence of μ .

Under (1.1), θ_i is a natural parameter lying in $\Theta \subset \mathbb{R}$, τ is a dispersion factor, and b and c are known functions. Following convention for generalized linear models (GLMs) [11], we assume that the function b is twice differentiable and strictly convex on Θ , with the second derivative b'' satisfying $b''(u) > 0$ for every $u \in \Theta$. The family (1.1) includes many well-known densities, including the Gaussian, binomial, Poisson, negative binomial, and gamma densities. The link function g in (1.2) is chosen so that $(g \circ b') : \Theta \mapsto \mathbb{R}$ is strictly increasing. In practice, the canonical link function $g = (b')^{-1}$ is usually used, because it leads to good statistical properties such as the existence of sufficient statistics [11]. However, (1.2) also includes models with *non*-canonical link functions, such as binomial regression with a probit link or negative binomial regression with a log link.

When p is large, we often assume a low-dimensional structure such as sparsity. In this case, it is imperative to select a small subset of covariates that are significantly associated with y . In this paper, we propose a general Bayesian modeling framework and computational strategy for jointly estimating and selecting the significant functions under (1.2). We call our approach SB-GAM for sparse Bayesian GAMs. We are only aware of one other paper by Scheipl et al. [17] that considers estimation and variable selection in non-Gaussian Bayesian GAMs. However, Scheipl et al. [17] do

not prove any theoretical results, and their implementation relies on MCMC rather than the optimization-based approach introduced in this work.

Theory for Bayesian estimation and variable selection in high-dimensional Gaussian nonparametric regression has been well-studied under basis expansions [22, 20, 2, 3], tree and forest priors [16, 10], and Gaussian process priors [24, 23, 8]. However, theory for high-dimensional Bayesian nonparametric regression when the response y is *non*-Gaussian is much more deserted. In this paper, we take a step towards addressing this gap in the literature by establishing posterior convergence rates and model selection consistency under GAMs (1.2) when y belongs to the overdispersed exponential family (1.1). Our theory applies to both canonical and non-canonical link functions, so our results are very general.

1.2 Notation and Preliminaries

We use the following notations for the rest of the paper. For two positive sequences $\{a_n\}$ and $\{b_n\}$, we write $a_n \asymp b_n$ to denote $0 < \liminf_{n \rightarrow \infty} a_n/b_n \leq \limsup_{n \rightarrow \infty} a_n/b_n < \infty$. If $\lim_{n \rightarrow \infty} a_n/b_n = 0$, we write $a_n = o(b_n)$ or $a_n \prec b_n$. We use $a_n \lesssim b_n$ or $a_n = O(b_n)$ to denote that for sufficiently large n , there exists a constant $K > 0$ independent of n such that $a_n \leq Kb_n$. We write $a_n \vee b_n$ to denote $\max\{a_n, b_n\}$. For a vector $v = (v_1, \dots, v_p)' \in \mathbb{R}^p$, we let $\|v\|_2 = (\sum_{i=1}^p v_i^2)^{1/2}$ and $\|v\|_\infty = \max_i |v_i|$ denote the ℓ_2 and ℓ_∞ norms respectively. For a symmetric matrix A , we let $\lambda_{\min}(A)$ and $\lambda_{\max}(A)$ denote its minimum and maximum eigenvalue respectively. For a matrix $C = (c_{jk}) \in \mathbb{R}^{m \times n}$, we denote $\|C\|_{\max} = \max_{j,k} |c_{jk}|$ and $\|C\|_2 = (\lambda_{\max}(C'C))^{1/2}$.

Let $[p] = \{1, \dots, p\}$ denote the indices of the p univariate functions in (1.2). We assume that y depends on only a small subset $S \subset [p]$ of the univariate functions. Throughout this paper, we also assume that the covariates x are fixed and have been rescaled to lie in $[0, 1]^p$. For a p -variate function $f(x)$, we denote $\|f\|_\infty = \sup_{x \in [0, 1]^p} f(x)$. For $\alpha > 0$, we let $\mathcal{C}^\alpha[0, 1]$ denote the Hölder class of α -smooth univariate functions on $[0, 1]$ that have continuously differentiable derivatives up to order $\lfloor \alpha \rfloor$, with the $\lfloor \alpha \rfloor$ th order derivative being Lipschitz continuous of order $\alpha - \lfloor \alpha \rfloor$.

For random variables distributed according to (1.1), we let ξ denote the strictly increasing, continuous function $\xi = (g \circ b')^{-1}$. We assume that the dispersion parameter τ in (1.1) is known. This is a standard assumption in high-dimensional GLMs [9, 15, 7], and it also holds for several popular regression models. For example, in logistic regression, Poisson regression, and negative binomial regression, $\tau = 1$. If τ is unknown, then we can use a plug-in estimator for it before fitting the model.

2 Sparse Bayesian GAMs (SB-GAMs)

Following [21], we assume that each $f_j, j = 1, \dots, p$, in (1.2) may be approximated by a linear combination of d basis functions $\mathcal{B}_j = \{h_{j1}, \dots, h_{jd}\}$, that is,

$$f_j(x_{ij}) \approx \sum_{k=1}^d h_{jk}(x_{ij})\beta_{jk}, \quad (2.1)$$

where $\beta_j = (\beta_{j1}, \dots, \beta_{jd})'$, and $\beta = (\beta'_1, \dots, \beta'_p)'$ is the vector of unknown basis coefficients. Let $\tilde{x}_{ij} = (h_{j1}(x_{ij}), \dots, h_{jd}(x_{ij}))'$ be a d -dimensional vector of the d basis functions evaluated at x_{ij} . With the approximation (2.1), we rewrite the GAM (1.2) as

$$g(b'(\theta_i)) \approx \mu + \sum_{j=1}^p \tilde{x}'_{ij}\beta_j, \quad i = 1, \dots, n, \quad (2.2)$$

To enforce the constraint that the f_j 's integrate to zero, we center the columns of the $n \times d$ matrices, $\tilde{X}_j = [\tilde{x}'_{1j}, \dots, \tilde{x}'_{nj}]', j = 1, \dots, p$, to have mean zero. Under (2.2), the SB-GAM model places priors on (μ, β) . For the grand mean μ , we place the flat prior,

$$\pi(\mu) \propto 1, \quad (2.3)$$

so that μ is not penalized. Next, we endow the basis coefficients β in (2.2) with the spike-and-slab group lasso (SSGL) prior [2],

$$\pi(\beta \mid \kappa) = \prod_{j=1}^p [(1 - \kappa)\Psi(\beta_j \mid \lambda_0) + \kappa\Psi(\beta_j \mid \lambda_1)], \quad (2.4)$$

where $\kappa \in (0, 1)$ is a mixing proportion and $\Psi(\cdot \mid \lambda)$ denotes a multivariate density for a d -dimensional random vector indexed by hyperparameter λ ,

$$\Psi(\beta_j \mid \lambda) = \frac{\lambda^d e^{-\lambda\|\beta_j\|_2}}{2^d \pi^{(d-1)/2} \Gamma((d+1)/2)}, \quad j = 1, \dots, p.$$

In (2.4), we typically set λ_0 to be large, so that the ‘‘spike’’ $\Psi(\cdot \mid \lambda_0)$ is a heavily peaked density around the zero vector 0_d . Meanwhile, we set λ_1 to be small, so that the ‘‘slab’’ $\Psi(\cdot \mid \lambda_1)$ is very diffuse. To model the uncertainty in κ in (2.4), or the expected proportion of nonzero subvectors in β , we endow κ with the beta prior,

$$\kappa \sim \mathcal{B}(a, b). \quad (2.5)$$

The hierarchical prior (2.4)-(2.5), which we denote as $\mathcal{SSGL}(\lambda_0, \lambda_1, \kappa)$ going forward, is a two-group refinement of the group lasso [26]. Unlike the group lasso, however, $\mathcal{SSGL}(\lambda_0, \lambda_1, \kappa)$ ensures that the amount of shrinkage applied to each group is *adaptive*. Whereas the group lasso applies the same amount of shrinkage to every group, the slab component $\Psi(\cdot | \lambda_1)$ in (2.4) prevents larger coefficients from being downward biased. The prior on κ (2.5) also renders the SSGL penalty on β *non-separable*; that is, the vectors β_1, \dots, β_p are *a priori* dependent. This enables the β_j 's to share information across functions and self-adapt to ensemble information about sparsity. The prior (2.4)-(2.5) has been successfully employed in grouped regression and sparse semiparametric regression when the response y is normally distributed [1, 2]. However, its potential for *non-Gaussian* semiparametric regression has not been studied before.

3 Computational Strategy

3.1 EM Algorithm

In this section, we provide a generic strategy for obtaining the estimates of f_1, \dots, f_p in (1.2) under the SB-GAM model (2.3)-(2.5). When the response y is normally distributed, Bai et al. [2] proposed a block-coordinate ascent algorithm for estimating the basis coefficients β in (2.2), from which one can easily recover estimates of the functions. However, their algorithm explicitly requires the Gaussian likelihood and cannot be applied to non-Gaussian regression. Here, we devise an alternative EM algorithm that can be used for any response y that belongs to the overdispersed exponential family (1.1).

Rather than relying on MCMC, SB-GAM performs *maximum a posteriori* estimation of (μ, β) . That is, we aim to find the posterior mode of (μ, β) . Recalling that $\xi = (g \circ b')^{-1}$, the log-likelihood of the data (up to an additive constant) is

$$\ell(\mu, \beta | y) = \frac{1}{\tau} \sum_{i=1}^n [y_i \theta_i - b(\theta_i)] \quad (3.1)$$

$$= \frac{1}{\tau} \sum_{i=1}^n \left[y_i \xi \left(\mu + \sum_{j=1}^p \tilde{x}'_{ij} \beta_j \right) - b \left(\xi \left(\mu + \sum_{j=1}^p \tilde{x}'_{ij} \beta_j \right) \right) \right]. \quad (3.2)$$

The $\mathcal{SSGL}(\lambda_0, \lambda_1, \kappa)$ prior on β (2.4) can be reparametrized as a beta-Bernoulli prior. We introduce the latent 0-1 indicators, $\nu = (\nu_1, \dots, \nu_p)'$

and rewrite the prior (2.4) as

$$\begin{aligned}\pi(\beta | \tau) &= \prod_{j=1}^p [(1 - \nu_j)\Psi(\beta_j | \lambda_0) + \nu_j\Psi(\beta_j | \lambda_1)], \\ \pi(\tau | \kappa) &= \prod_{j=1}^p \kappa^{\nu_j} (1 - \kappa)^{1 - \nu_j}.\end{aligned}\tag{3.3}$$

Let Ξ denote the collection $\{\mu, \beta, \kappa\}$. From (3.1), (3.3), (2.3), and (2.5), the log-posterior for SB-GAM (up to additive constants) can then be written as

$$\begin{aligned}\log \pi(\mu, \beta, \kappa | y) &= \ell(\mu, \beta | y) + \sum_{j=1}^p \log \left((1 - \nu_j)\lambda_0^d e^{-\lambda_0 \|\beta_j\|_2} + \nu_j\lambda_1^d e^{-\lambda_1 \|\beta_j\|_2} \right) \\ &\quad + \left(a - 1 + \sum_{j=1}^p \nu_j \right) \log \kappa + \left(b - 1 + p - \sum_{j=1}^p \nu_j \right) \log(1 - \kappa),\end{aligned}\tag{3.4}$$

and the MAP estimates maximize the log-posterior with respect to Ξ . From (3.4), one easily verifies that $\mathbb{E}[\nu_j | Y, \Xi] = p_j^*(\beta_j, \kappa)$, where

$$p_j^*(\beta_j, \kappa) = \frac{\kappa\Psi(\beta_j | \lambda_1)}{\kappa\Psi(\beta_j | \lambda_1) + (1 - \kappa)\Psi(\beta_j | \lambda_0)}\tag{3.5}$$

is the conditional posterior probability that β_j is drawn from the slab distribution rather than from the spike.

From (3.4)-(3.5), we can implement our EM algorithm to find the MAP estimator $\hat{\Xi} = \{\hat{\mu}, \hat{\beta}, \hat{\kappa}\}$ by treating the indicators τ as missing data. After initializing $\Xi^{(0)}$, we iterate between the E-step and the M-step until convergence.

For the E-step, we compute $p_j^* = p_j^*(\beta_j^{(t-1)}, \kappa^{(t-1)}) = \mathbb{E}[\nu_j | Y, \Xi^{(t-1)}]$, $j = 1, \dots, p$, given the previous estimate $\Xi^{(t-1)}$. For the M-step, we maximize the following function:

$$\begin{aligned}\mathbb{E}[\log \pi(\Xi | Y) | \Xi^{(t-1)}] &= \ell(\mu, \beta | y) - \sum_{j=1}^p \lambda_j^* \|\beta_j\|_2 \\ &\quad + \left(a - 1 + \sum_{j=1}^p p_j^* \right) \log \kappa + \left(b - 1 + p - \sum_{j=1}^p p_j^* \right) \log(1 - \kappa),\end{aligned}\tag{3.6}$$

where $\lambda_j^* = \lambda_1 p_j^* + \lambda_0 (1 - p_j^*)$ is an *adaptive* weight ensuring that insignificant groups of basis coefficients are shrunk aggressively to zero, while significant

groups incur minimal shrinkage. Clearly, it follows from (3.6) that κ has the closed form update in the M-step,

$$\kappa^{(t)} = \frac{a - 1 + \sum_{j=1}^p p_j^*}{a + b + p - 2}. \quad (3.7)$$

To update (μ, β) , we see from (3.6) that we need to solve the following:

$$(\mu^{(t)}, \beta^{(t)}) = \arg \max_{\mu, \beta} \left\{ \ell(\mu, \beta \mid y) - \sum_{j=1}^p \lambda_j^* \|\beta_j\|_2 \right\}. \quad (3.8)$$

The objective (3.8) is simply a group lasso optimization with known weights $\lambda^* = (\lambda_1^*, \dots, \lambda_p^*)$. Since the objective function (3.8) is also concave in β for any given λ^* , we obtain *exact* sparsity for the posterior mode $\widehat{\beta}$. Therefore, we can estimate $\widehat{f}_j(x) = \widetilde{x}_j' \widehat{\beta}_j = 0$ if $\widehat{\beta}_j = 0$, and we can use the posterior mode of $\widehat{\beta}$ to perform joint estimation *and* variable selection. This is in sharp contrast to the class of Bayesian GAMs introduced in Scheipl et al. [17], which relies on posthoc thresholding of posterior probabilities to perform variable selection. To update $(\mu^{(t)}, \beta^{(t)})$ in (3.8), we can employ, for example, either the block coordinate descent method of [12] or the majorization-minimization (MM) algorithm of [4].

3.2 Choice of Hyperparameters

The performance of SB-GAM is mainly governed by the three parameters in the $\mathcal{SSGL}(\lambda_0, \lambda_1, \kappa)$ prior (2.4) on β . We fix the slab parameter λ_1 to be a small value. As a default, we recommend $\lambda_1 = 1$. This ensures that the β_j 's with large entries receive minimal shrinkage. To induce sparsity, the mixing proportion κ should also be small with high probability. To this end, we recommend the default choices of $a = 1, b = p$ for the $\mathcal{B}(a, b)$ prior (2.5) on κ . This ensures that most of the β_j 's will belong to the spike rather than the slab.

In the case of Gaussian semiparametric regression, Bai et al. [1] and Bai et al. [2] proposed a “dynamic posterior exploration” strategy of sequential reinitialization for tuning the spike parameter λ_0 . However, for non-Gaussian likelihoods, we found that this approach often led to overly sparse models, with the null model being selected when λ_0 was too large. Since we are mainly interested in predictive accuracy for GAMs, we tune λ_0 from a grid $\{1, 2, \dots, 100\}$ using cross-validation. We choose λ_0 which minimizes the test sets’ average (non-penalized) negative log-likelihood. To

accelerate computing time, the EM algorithm of the previous section can be run in parallel for different λ_0 's.

When $p > n$ and $\lambda_0 > \lambda_1$, the SB-GAM log-posterior (3.4) is non-convex, and hence, the EM algorithm of the previous section is only guaranteed to converge to a local mode, not the global one. However, other popular non-convex approaches to sparse GAMs such as group smoothly clipped absolute deviation and group minimax concave penalty [4] are also only guaranteed to find a local solution. We have not found our (local) solutions to be very sensitive to the initialization of (μ, β, κ) , which we set as $(\mu^{(0)}, \beta^{(0)}, \kappa^{(0)}) = (0, 0_{dp}, 0.5)$ by default.

4 Asymptotic Theory

4.1 Posterior Contraction Rates

We first derive posterior contraction rates for SB-GAM. We assume that there is a true data generating mechanism for $(x_i, y_i), i = 1, \dots, n$,

$$g(b'(\theta_{0i})) = \mu_0 + \sum_{j=1}^p f_{0j}(x_{ij}), \quad i = 1, \dots, n, \quad (4.1)$$

where the θ_{0i} 's are the true natural parameters in the densities of the y_i 's (1.1). Let $f_0 = \mu + \sum_{j=1}^p f_{0j}$ denote the true additive function. Let $S_0 \subset [p]$ denote the indices of the true nonzero functions, with $f_j(x_j) = 0$ for all $j \in S_0^c$. We denote $s_0 = |S_0|$ as the cardinality of S_0 . We assume that f_0 belongs to the class of functions,

$$\mathcal{H}(s_0, \alpha) = \left\{ f : f(x) = \mu + \sum_{j \in S_0} f_j(x_j) : \mu \in \mathbb{R}, \|f\|_\infty < \infty, \int_0^1 f_j(x) dx = 0, f_j \in \mathcal{C}^\alpha[0, 1], j \in [p], \alpha \in \mathbb{N} \right\}.$$

Note that for the inactive covariates, the regression functions are zero functions, which trivially satisfy the smoothness assumption. We assume that $\alpha \in \mathbb{N}$ is known, which is a standard assumption in the study of basis expansions [18, 14, 25]. For instance, it is customary to assume that $\alpha = 2$, i.e. the functions have continuous, bounded second derivatives [14].

We further suppose that the true univariate functions $f_{0j}, j = 1, \dots, p$, can be approximated by a linear combination of d basis functions $\mathcal{B} =$

$\{h_{j1}, \dots, h_{jd}\}$, so that (4.1) can be written as

$$g(b'(\theta_{0i})) = \mu_0 + \sum_{j=1}^p \tilde{x}'_{ij} \beta_{0j} + \delta_{0i}, \quad i = 1, \dots, n, \quad (4.2)$$

where $\tilde{x}_{ij} = (h_{j1}(x_{ij}), \dots, h_{jd}(x_{ij}))'$ and δ_{0i} is the approximation error incurred by truncating the basis expansions to be of dimension d . As before, we let $\tilde{X}_j = [\tilde{x}'_{1j}, \dots, \tilde{x}'_{nj}]'$ denote the $n \times d$ matrix corresponding to the j th basis expansion, and let $\tilde{X}_{n \times dp} = [\tilde{X}_1, \dots, \tilde{X}_p]$. We let \mathbb{E}_0 and \mathbb{P}_0 denote the expectation and probability operators for (4.2) with the true parameters (μ_0, β_0) , where $\beta_0 = (\beta'_{01}, \dots, \beta'_{0p})'$.

Define $\|\tilde{X}\|_* = \max_{1 \leq j \leq p} \|\tilde{X}_j\|_2$. We make the following assumptions about the basis functions.

Condition 1. $\|\tilde{X}\|_*^2 \asymp n/d$.

Condition 2. The bias $\delta_0 = (\delta_{01}, \dots, \delta_{0n})'$ satisfies $\|\delta_0\|_2 \lesssim (s_0 n d^{-2\alpha})^{1/2}$.

An example of a set of basis functions \mathcal{B} that satisfies Conditions 1-2 is the B-spline basis functions constructed with $d - \lfloor \alpha \rfloor$ knots and $\lfloor \alpha \rfloor - 1$ degree. See, for example, [25, 18, 20].

We also make the following mild assumption about the function b in the family of distributions for the response (1.1). Note that this condition is satisfied by all practical applications of GAMs.

Condition 3. For any compact subset $\mathcal{K} \subset \Theta$, there exist constants $c_1, c_2 > 0$ such that $c_1 \leq \inf_{x \in \mathcal{K}} b''(x) \leq \sup_{x \in \mathcal{K}} b''(x) \leq c_2$.

Let q_i be the density of y_i belonging to the family (1.1), where the natural parameter θ_i is related to the covariates through the additive function (1.2). Define q_{0i} analogously with the true natural parameter θ_{0i} . We denote the joint densities $q = \prod_{i=1}^n q_i$ and $q_0 = \prod_{i=1}^n q_{0i}$. We define the average squared Hellinger metric as $H_n^2(q, q_0) = n^{-1} \sum_{i=1}^n H^2(q_i, q_{0i})$, where $H(q_i, q_{0i}) = (\int (\sqrt{q_i} - \sqrt{q_{0i}})^2)^{1/2}$ is the Hellinger distance between q_i and q_{0i} . Let \mathcal{F} denote the set of all possible additive functions $f = \mu + \sum_{j=1}^p f_j$, where each univariate component f_j can be represented by a d -dimensional basis expansion. Our first result establishes posterior contraction in the average squared Hellinger metric for the fitted density q under SB-GAM.

Theorem 1. Suppose that Conditions 1-3 hold. Assume that $\log p = o(n)$, $s_0 = o((n/\log p) \vee n^{2\alpha/(2\alpha+1)})$, $d \log n = O(\log p)$, and $d \asymp n^{1/(2\alpha+1)}$. Under model (4.2), suppose that we endow (μ, β) with a Gaussian prior on μ and an

$\mathcal{SSGL}(\lambda_0, \lambda_1, \kappa)$ prior (2.4)-(2.5) on β , with hyperparameters $\lambda_0 = (1-\kappa)/\kappa$, $\lambda_1 \asymp 1/n$, $a = 1$, and $b = p^c$, where $c > 2$. Then for some $M_1 > 0$, we have

$$\sup_{f_0 \in \mathcal{H}(s_0, \alpha)} \mathbb{E}_0 \Pi \left(f \in \mathcal{F} : H_n^2(q, q_0) > M_1 \epsilon_n^2 \mid y \right) \rightarrow 0,$$

as $n, p \rightarrow \infty$, where $\epsilon_n^2 = s_0 \log p/n + s_0 n^{-2\alpha/(2\alpha+1)}$.

Proof. Appendix B. □

Remark 1. For Theorem 1, we needed to assume a proper prior on μ (with unbounded support) in order to utilize the standard theory on posterior concentration [5]. For implementation, we endowed μ with the improper prior (2.3), which poses no practical issues.

Theorem 1 states that the distance between the fitted density q (indexed by f under SB-GAM) and the true density q_0 indexed by the true f_0 becomes arbitrarily close as $n \rightarrow \infty$. However, Theorem 1 does not tell us anything about the estimation accuracy for the additive function f itself. To quantify the estimation accuracy of f , we define the $\mathcal{L}^2(\mathbb{P}_n)$ norm $\|\cdot\|_n$ on the function space $\mathcal{L}^2([0, 1]^p)$ by $\|f - f_0\|_n^2 = n^{-1} \sum_{i=1}^n [f(x_i) - f_0(x_i)]^2$. The next theorem gives the posterior contraction rate for f under slightly stronger assumptions on the matrix of basis functions \tilde{X} and the size of the true model.

Theorem 2. Suppose that Conditions 1-3 hold. Assume that $\|\tilde{X}\|_{\max} = O(1)$, $\log p = o(n^{2\alpha/(2\alpha+1)})$, $s_0 = o((n/d \log p)^{1/2} \vee n^{2\alpha/(2\alpha+1)})$, $d \log n = O(\log p)$, and $d \asymp n^{1/(2\alpha+1)}$. Under model (4.2), suppose that we endow (μ, β) with a Gaussian prior on μ and an $\mathcal{SSGL}(\lambda_0, \lambda_1, \kappa)$ prior (2.4)-(2.5) on β , with hyperparameters $\lambda_0 = (1-\kappa)/\kappa$, $\lambda_1 \asymp 1/n$, $a = 1$, and $b = p^c$, where $c > 2$. Then for some $M_2 > 0$, we have

$$\sup_{f_0 \in \mathcal{H}(s_0, \alpha)} \mathbb{E}_0 \Pi \left(f \in \mathcal{F} : \|f - f_0\|_n^2 > M_2 \epsilon_n^2 \mid y \right) \rightarrow 0,$$

as $n, p \rightarrow \infty$, where $\epsilon_n^2 = s_0 \log p/n + s_0 n^{-2\alpha/(2\alpha+1)}$.

Proof. Appendix B. □

Compared to Theorem 1, Theorem 2 requires the entries of the matrix \tilde{X} to be uniformly bounded and the growth rate of the true model size to satisfy $s_0^2 = o(n/d \log p)$, rather than $s_0 = o(n/\log p)$. Since the covariates are rescaled to lie in $[0, 1]^p$, it is not difficult for most standard choices of basis functions to satisfy uniform boundedness. Theorem 2 shows that SB-GAM consistently estimates f_0 under (4.1) even when p grows at nearly

exponential rate with n . Our posterior contraction rate matches the minimax rate of estimation for Gaussian GAMs [13]. However, our result is much more general, allowing the response y to belong to a very general family of distributions (1.1) and encompassing models with both canonical *and* non-canonical link functions.

4.2 Model Selection Consistency

We now establish that with an additional identifiability condition, SB-GAM also selects the correct set of active variables S_0 as $n \rightarrow \infty$. Under the basis expansion approximations for the functions $f_j, j = 1, \dots, p$, in (2.2), selecting the nonzero functions f_j 's is equivalent to selecting the d -dimensional vectors β_j 's where $\beta_j \neq 0_d$.

While the posterior mode for β under SB-GAM is exactly sparse, the priors (2.3)-(2.5) on (μ, β) are continuous, and therefore, the posterior puts zero mass at exactly sparse β 's. Given this, we designate the active covariates selected by SB-GAM as $S = \{j \in [p] : \|\beta_j\|_2 > \omega_d\}$, for some suitably small ω_d . In other words, S contains the indices of the functions whose corresponding vectors of basis coefficients have 2-norm greater than a small threshold close to zero. Like [1, 2], we use the threshold,

$$\omega_d \equiv \omega_d(\lambda_0, \lambda_1, \kappa) = \frac{1}{\lambda_0 - \lambda_1} \log \left[\frac{1 - \kappa \lambda_0^d}{\kappa \lambda_1^d} \right]. \quad (4.3)$$

As discussed in [1, 2], any vectors β_j that satisfy $\|\beta_j\|_2 = \omega_d$ correspond to the intersection points between the spike and slab densities in the SSGL prior, or the turning point where the slab has dominated the spike. Thus, using this thresholding rule as a proxy for variable selection with the posterior mode is justified; when $\|\beta_j\|_2 > \omega_d$, β_j is much more likely to belong to the slab, or to have a *non*-sparse mode. When $\lambda_0 \gg \lambda_1$ (which will always be the case for large p when $\lambda_0 = (1 - \kappa)/\kappa$ and $\kappa \sim \mathcal{B}(1, p^c), c \geq 1$), the threshold ω_d also rapidly approaches zero for large n .

To establish selection consistency, we need the following identifiability condition. Let $q_S = \prod_{i=1}^n q_i$ be the joint density in the exponential family (1.1) indexed by $f = \mu + \sum_{j \in S} f_j$, and recall that $H_n^2(p, q)$ is the average squared Hellinger distance between two n -variate densities p, q .

Condition 4. For any $S \not\supseteq S_0$, $H_n(q_0, q_S) > \epsilon_{n, s_0}$, where ϵ_{n, s_0}^2 is the contraction rate in Theorem 2.

Condition 4 ensures that all of the active functions $f_j, j \in S_0$, are distinguishable from the zero functions. In the special cases of Gaussian and bino-

mial regression, this condition is equivalent to the “beta-min” condition, and we can replace Condition 4 with the requirement that $\min_{j \in S_0} \|\beta_{0j}\|_2 > \epsilon_{n,s_0}$. However, in order to cover *all* densities of the form (1.1) (not just Gaussian and binomial), we need to impose the slightly more abstract Condition 4, which guarantees the existence of sufficiently powerful tests for testing $H_0 : q = q_0$ vs. $H_1 : q = q_S$, where $H_n(q_0, q_S) > \epsilon_{n,s_0}$. The next theorem shows that SB-GAM consistently selects the correct set of nonzero functions as $n \rightarrow \infty$.

Theorem 3. *Suppose that Conditions 1-4 hold. Assume that $\log p = o(n)$, $0 < s_0 = O(1)$, $d \log n = O(\log p)$, and $d \asymp n^{1/(2\alpha+1)}$. Under model (4.2), suppose that we endow (μ, β) with a Gaussian prior on μ and an $\text{SSGL}(\lambda_0, \lambda_1, \kappa)$ prior (2.4)-(2.5) on β , with hyperparameters $\lambda_0 = (1-\kappa)/\kappa$, $\lambda_1 \asymp 1/n$, $a = 1$, and $b = p^c$, where $c > 2$. Let $S = \{j \in [p] : \|\beta_j\|_2 > \omega_d\}$, where ω_d is as in (4.3). Then as $n, p \rightarrow \infty$,*

$$\sup_{f_0 \in \mathcal{H}(s_0, \alpha)} \mathbb{E}_0 \Pi(f \in \mathcal{F} : S = S_0 \mid y) \rightarrow 1.$$

Proof. Appendix B. □

Unlike previous results on nonparametric Bayesian model selection consistency which have only considered *Gaussian* responses [22, 20, 10, 23, 8], Theorem 3 allows y to belong to any distribution in the overdispersed exponential family (1.1). Theorem 3 also allows for both canonical *and* non-canonical link functions.

5 Simulations and Data Analysis

5.1 Simulations

We illustrate SB-GAM on logistic regression and Poisson regression. For logistic regression, we have $g(u) = \log\{u/(1-u)\}$ in (1.2), and $b(u) = \log(1+e^u)$, $\xi(u) = u$, and $\tau = 1$ in (3.1). For Poisson regression, we have $g(u) = \log(u)$, $b(u) = e^u$, $\xi(u) = u$, and $\tau = 1$. In Appendix A, we report simulation results for SB-GAM in negative binomial regression with a log link, which is an example of our method with a non-canonical link function.

We implemented SB-GAM using the hyperparameters described in Section 3.2. We compared SB-GAM to GAMs with other group regularization penalties: group lasso (gLasso-GAM), group smoothly clipped absolute deviation (gSCAD-GAM), and group minimax concave penalty (gMCP-GAM) [26, 4]. All GAMs were implemented using B-spline basis functions.

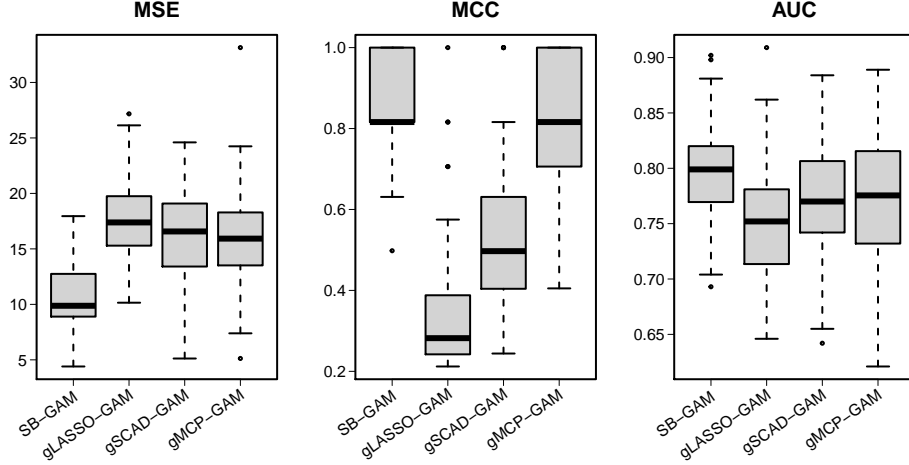


Figure 1: Boxplots of the out-of-sample MSE, MCC, and AUC for 100 replications of logistic GAMs. Lower MSE, higher MCC, and higher AUC indicate better estimation, variable selection, and prediction respectively.

For our logistic regression simulation study, we set $n = 100$ and $p = 500$. We used $d = 5$ basis functions to approximate the f_j 's. We generated the p independent covariates from a standard uniform distribution, and we let the true regression surface take the form,

$$\log\left(\frac{\theta}{1-\theta}\right) = 5 \sin(2\pi x_1) - 4 \cos(2\pi x_2 - 0.5) + 6(x_3 - 0.5) - 5(x_4^2 - 0.3),$$

that is, only x_1 , x_2 , x_3 , and x_4 are the active covariates, while $f_j(x_j) = 0$ for $j = 5, \dots, 500$. To assess out-of-sample estimation accuracy of the true additive function f , we generated 100 new data points $(x_{\text{new}}, y_{\text{new}})$ and looked at the mean squared error (MSE), where $\text{MSE} = n^{-1} \sum_{i=1}^n (\hat{f}(x_{i,\text{new}}) - f(x_{i,\text{new}}))^2$. To examine accuracy of variable selection, we used Matthews correlation coefficient (MCC),

$$\text{MCC} = \frac{\text{TP} \times \text{TN} - \text{FP} \times \text{FN}}{\sqrt{(\text{TP} + \text{FP})(\text{TP} + \text{FN})(\text{TN} + \text{FP})(\text{TN} + \text{FN})}},$$

where TP, TN, FP, and FN are true positives, true negatives, false positives, and false negatives, respectively. Finally, to assess prediction performance, we computed the area under the curve (AUC) of the receiver operating characteristic (ROC) curve for y_{new} .

Figure 1 shows our results for 100 replications of logistic GAMs. We see that SB-GAM had the lowest median MSE, indicating that SB-GAM

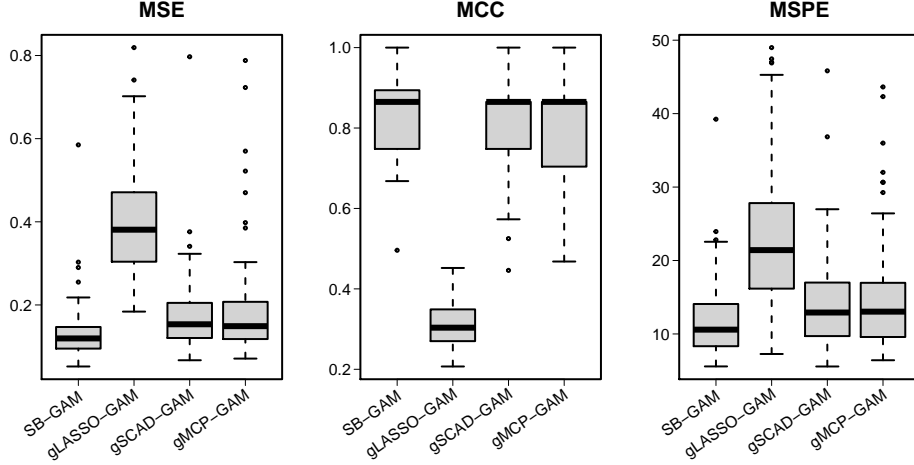


Figure 2: Boxplots of the out-of-sample MSE, MCC, and MSPE for 100 replications of Poisson GAMs. Lower MSE, higher MCC, and lower MSPE indicate better estimation, variable selection, and prediction respectively.

recovered f the best. In terms of selection of the univariate functions, SB-GAM also outperformed the other methods. While the median MCC was similar for SB-GAM and gMCP-GAM, there was much less variability for the values of MCC for SB-GAM. Finally, SB-GAM had the highest median AUC, indicating that it gave the best predictions of the binary outcomes y_{new} (“0” or “1”).

For Poisson GAMs, we set $n = 100$, $p = 500$, $d = 5$, and let the true regression surface take the form,

$$\log(\theta) = \sin(2\pi x_1) - \cos(2\pi x_2 - 0.5) + 0.4e^{x_3} - 2(x_4^2 - 0.5).$$

For Poisson GAMs, we also computed out-of-sample MSE and MCC to gauge estimation accuracy and variable selection accuracy. To assess predictive performance, we computed the mean squared prediction error (MSPE), where $\text{MSPE} = n^{-1} \sum_{i=1}^n (y_{i,\text{new}} - \exp(\hat{\theta}_{i,\text{new}}))^2$. Figure 2 reports our results for 100 replications of Poisson GAMs. Once again, SB-GAM had the best function recovery (i.e. the lowest median MSE) and the best variable selection performance (i.e. the highest median MCC). SB-GAM’s median MSPE was also the lowest, indicating the best predictive accuracy.

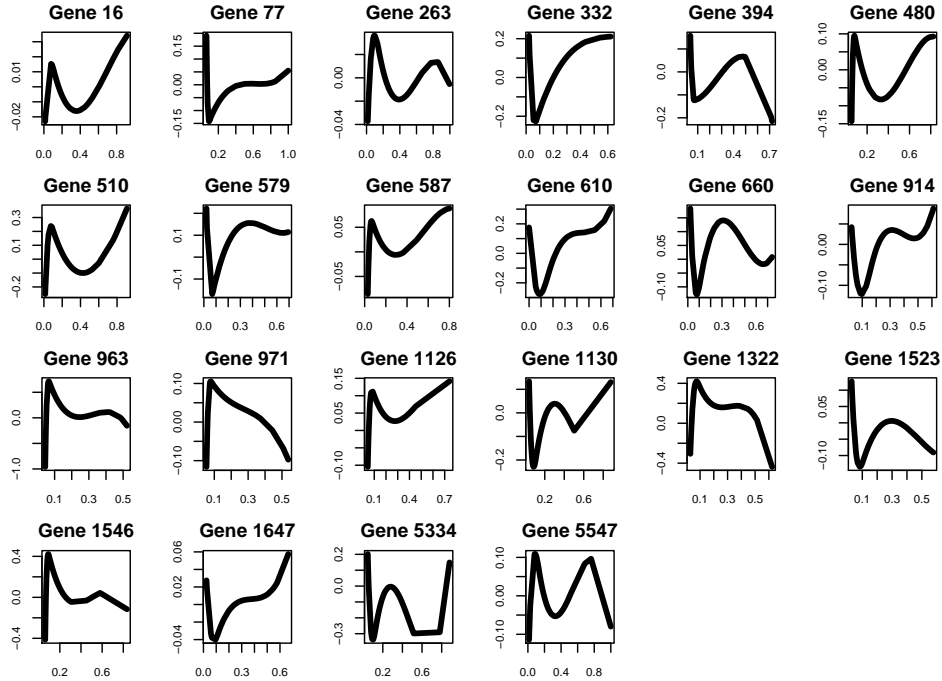


Figure 3: Plots of the functions for the 22 genes selected as significantly associated with prostate cancer by SB-GAM.

5.2 Real Data Analysis

We applied the SB-GAM method to predicting prostate cancer. The data we analyzed came from a microarray experiment consisting of gene expression levels of $p = 6033$ genes for $n = 102$ subjects [19]. The response y was either “1” if the subject had prostate cancer or “0” if they did not. Of the 102 subjects, 52 were patients who were diagnosed with prostate cancer, and the remaining 50 were normal control subjects. For each of the subjects, we first rescaled their 6033 gene expression values to lie in $[0, 1]^p$. We then fit a logistic SB-GAM with B-spline basis functions and $d = 5$ degrees of freedom.

SB-GAM selected 22 genes out of 6033 as significantly associated with prostate cancer. Figure 3 plots the functions $f_j(x_j)$ for these 22 genes. To assess the predictive power of SB-GAM, we performed cross-validation on 50 data sets. For each data set, we randomly assigned 82 (or roughly 80%) of the observations to the training set, fit the SB-GAM logistic model on the training test, and then used our fitted model to compute the AUC on the

remaining 20 observations. We obtained an average AUC of 0.92, indicating that SB-GAM was very good at discerning the presence or the absence of prostate cancer. For this particular data set, SB-GAM both selected a parsimonious model *and* had high predictive power.

Acknowledgments

The author is grateful to Dr. Seonghyun Jeong for fruitful discussions and for sharing strategies that were used to obtain the theoretical results in this paper.

References

- [1] Bai, R., Boland, M. R., and Chen, Y. (2020a). Fast algorithms and theory for high-dimensional Bayesian varying coefficient models. *Journal of the American Statistical Association (under revision)*.
- [2] Bai, R., Moran, G. E., Antonelli, J. L., Chen, Y., and Boland, M. R. (2020b). Spike-and-slab group lassos for grouped regression and sparse generalized additive models. *Journal of the American Statistical Association (to appear)*.
- [3] Belitser, E. and Ghosal, S. (2020). Empirical Bayes oracle uncertainty quantification for regression. *The Annals of Statistics (to appear)*.
- [4] Breheny, P. and Huang, J. (2015). Group descent algorithms for non-convex penalized linear and logistic regression models with grouped predictors. *Statistics and Computing*, 25(2):173–187.
- [5] Ghosal, S. and van der Vaart, A. (2007). Convergence rates of posterior distributions for noniid observations. *The Annals of Statistics*, 35(1):192–223.
- [6] Hastie, T. and Tibshirani, R. (1986). Generalized additive models. *Statistical Science*, 1(3):297–310.
- [7] Jeong, S. and Ghosal, S. (2020). Posterior contraction in sparse generalized linear models. *preprint*.
- [8] Jiang, S. and Tokdar, S. T. (2019). Variable selection consistency of Gaussian process regression. *arXiv pre-print arXiv: 1912.05738*.

- [9] Jiang, W. (2007). Bayesian variable selection for high dimensional generalized linear models: Convergence rates of the fitted densities. *The Annals of Statistics*, 35(4):1487–1511.
- [10] Liu, Y., Ročková, V., and Wang, Y. (2019). ABC variable selection with Bayesian forests. *Journal of the Royal Statistical Society: Series B (under revision)*.
- [11] McCullagh, P. and Nelder, J. (1989). *Generalized Linear Models, Second Edition*. Chapman and Hall/CRC Monographs on Statistics and Applied Probability Series. Chapman & Hall.
- [12] Meier, L., Van De Geer, S., and Bühlmann, P. (2008). The group lasso for logistic regression. *Journal of the Royal Statistical Society: Series B (Statistical Methodology)*, 70(1):53–71.
- [13] Raskutti, G., Wainwright, M. J., and Yu, B. (2012). Minimax-optimal rates for sparse additive models over kernel classes via convex programming. *Journal of Machine Learning Research*, 13:389–427.
- [14] Ravikumar, P., Lafferty, J., Liu, H., and Wasserman, L. (2009). Sparse additive models. *Journal of the Royal Statistical Society: Series B (Statistical Methodology)*, 71(5):1009–1030.
- [15] Roth, V. and Fischer, B. (2008). The group-lasso for generalized linear models: Uniqueness of solutions and efficient algorithms. In *Proceedings of the 25th International Conference on Machine Learning, ICML '08*, page 848–855, New York, NY, USA. Association for Computing Machinery.
- [16] Ročková, V. and van der Pas, S. (2020). Posterior concentration for Bayesian regression trees and forests. *The Annals of Statistics (to appear)*.
- [17] Scheipl, F., Fahrmeir, L., and Kneib, T. (2012). Spike-and-slab priors for function selection in structured additive regression models. *Journal of the American Statistical Association*, 107(500):1518–1532.
- [18] Schumaker, L. L. (1981). *Spline Functions: Basic Theory*. Wiley.
- [19] Singh, D., Febbo, P. G., Ross, K., Jackson, D. G., Manola, J., Ladd, C., Tamayo, P., Renshaw, A. A., D’Amico, A. V., Richie, J. P., Lander, E. S., Loda, M., Kantoff, P. W., Golub, T. R., and Sellers, W. R. (2002). Gene expression correlates of clinical prostate cancer behavior. *Cancer Cell*, 1(2):203 – 209.

- [20] Wei, R., Reich, B. J., Hoppin, J. A., and Ghosal, S. (2020). Sparse Bayesian additive nonparametric regression with application to health effects of pesticides mixtures. *Statistica Sinica*, 30:55–79.
- [21] Wood, S. N. (2011). Fast stable restricted maximum likelihood and marginal likelihood estimation of semiparametric generalized linear models. *Journal of the Royal Statistical Society: Series B (Statistical Methodology)*, 73(1):3–36.
- [22] Yang, X. and Narisetty, N. N. (2020). Consistent group selection with bayesian high dimensional modeling. *Bayesian Analysis (to appear)*.
- [23] Yang, Y. and Pati, D. (2017). Bayesian model selection consistency and oracle inequality with intractable marginal likelihood. *arXiv pre-print arXiv: 1701.00311*.
- [24] Yang, Y. and Tokdar, S. T. (2015). Minimax-optimal nonparametric regression in high dimensions. *The Annals of Statistics*, 43(2):652–674.
- [25] Yoo, W. W. and Ghosal, S. (2016). Supremum norm posterior contraction and credible sets for nonparametric multivariate regression. *The Annals of Statistics*, 44(3):1069–1102.
- [26] Yuan, M. and Lin, Y. (2006). Model selection and estimation in regression with grouped variables. *Journal of the Royal Statistical Society: Series B (Statistical Methodology)*, 68(1):49–67.

A Negative Binomial Regression with a Non-canonical Link

Since the mean and variance are equal for the Poisson distribution, Poisson regression may be inappropriate for modeling count data with many zeros. In this case, it may be more appropriate to use negative binomial regression, that is, we assume that y_i is distributed as

$$y_i \mid Z \sim \text{Poisson}(\zeta_i Z), Z \sim \mathcal{G}(\alpha, 1/\alpha), \quad i = 1, \dots, n,$$

for known shape parameter α . Since $\text{var}(y_i) = \zeta_i + \zeta_i^2/\alpha$, the negative binomial distribution is better equipped to handle zero-inflated count data. With the log link function, we have $g(u) = \log(u)$ in (1.2) and $b(u) = -\alpha \log(1 - e^u)$, $\xi(u) = -\log(\alpha e^{-u} + 1)$, and $\tau = 1$ in (3.1). Since $\xi(u) \neq u$,

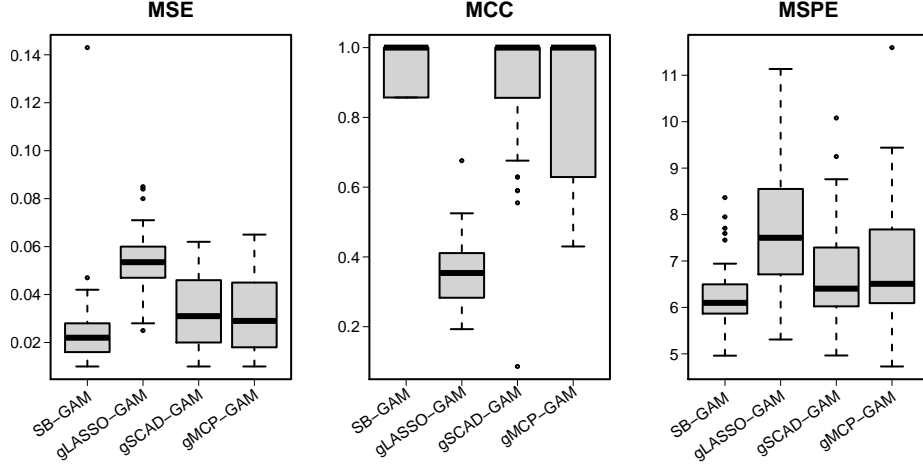


Figure A.1: Boxplots of the out-of-sample MSE, MCC, and MSPE for 100 replications of negative binomial GAMs with the log link. Lower MSE, higher MCC, and lower MSPE indicate better estimation, variable selection, and prediction respectively.

negative binomial regression with the log link is an example of a regression model with a *non*-canonical link function.

Here, we provide simulation results for SB-GAM applied to negative binomial regression with the log link. We assume $\alpha = 1$. We set $n = 500$, $p = 50$, and used $d = 5$ basis functions to approximate the f_j 's. We generated the p covariates from independent standard uniform distributions and let the true regression surface take the form,

$$\log\left(\frac{e^\theta}{1 - e^\theta}\right) = \sin(2\pi x_1) - \cos(2\pi x_2 - 0.5) + 0.4e^{x_3} - 2(x_4^2 - 0.5). \quad (\text{A.1})$$

Denote the right-hand side of (A.1) as η . Note that since $\theta = (g \circ b')^{-1}(\eta) = -\log(e^{-\eta} + 1)$, it is necessarily the case that $\theta \in (-\infty, 0)$. Therefore, the left-hand side of (A.1) is always well-defined.

Similarly as in our experiments for logistic GAMs and Poisson GAMs, we computed the out-of-sample MSE and MCC. To assess predictive accuracy, we computed $\text{MSPE} = n^{-1} \sum_{i=1}^n [y_{i,\text{new}} - \exp(\hat{\theta}_{i,\text{new}}) / (1 - \exp(\hat{\theta}_{i,\text{new}}))]^2$.

Figure A.1 shows our simulation results for negative binomial GAMs with the log link. We see that SB-GAM had the lowest median estimation and prediction error. For variable selection, SB-GAM, gSCAD-GAM, and gMCP-GAM all had a median MCC close to one (or perfect selection), but

the variability for MCC was lower for SB-GAM than for gSCAD-GAM or gMCP-GAM. In particular, SB-GAM’s MCC was always greater than 0.8. Our results illustrate that SB-GAM also performs very well when a non-canonical link function is used.

B Proofs of Main Results

We use the following notation. For two densities p and q , we let $K(p, q) = \int \log(p/q)$ and $V(p, q) = \int f |\log(p/q) - K(p, q)|^2$ denote the Kullback-Leibler (KL) divergence and variation respectively. We also define the ε -covering number for a set Ω with semimetric d as the minimum number of d -balls of radius ε needed to cover Ω and denote the ε -covering number as $N(\varepsilon, \Omega, d)$ and the metric entropy as $\log N(\varepsilon, \Omega, d)$.

Recall that for additive functions f and f_0 , $f(x_i) = \mu + \sum_{j=1}^p f_j(x_{ij})$ and $f_0(x_i) = \mu_0 + \sum_{j=1}^p f_{0j}(x_{ij})$. \mathcal{F} is the set of all functions f where each additive component f_j can be written as a d -dimensional basis expansion. For notational convenience, we denote $\eta_i = f(x_i)$ and $\eta_{0i} = f_0(x_i)$.

B.1 Proofs for Theorems 1 and 2

Our proofs for Theorems 1 and 2 make use of the foundational theory of Ghosal and van der Vaart [5]. We synthesize recent theoretical results for Gaussian GAMs by Bai et al. [2] and high-dimensional generalized linear models by Jeong and Ghosal [7] to derive the posterior contraction rate for GAMs where the response is *not* necessarily Gaussian. The proofs can be sketched as follows. We first establish that the posterior concentrates on sparse sets whose sizes do not exceed a constant multiple of the true model size s_0 . Then we prove posterior contraction with respect to the root-average squared Hellinger metric, which we then relate to posterior contraction in the empirical ℓ_2 norm.

Lemma B.1 (evidence lower bound). *Suppose that the conditions of Theorem 1 hold. Then $\sup_{f_0 \in \mathcal{H}(s_0, \alpha)} \mathbb{P}_0(\mathcal{E}_n^c) \rightarrow 0$, where the set \mathcal{E}_n is*

$$\mathcal{E}_n \equiv \left\{ \int \prod_{i=1}^n \frac{q_i(y_i)}{q_{0i}(y_i)} d\Pi(q) \geq e^{-C_1 n \epsilon_n^2} \right\}, \quad (\text{B.1})$$

for some constant $C_1 > 0$ and $\epsilon_n^2 = s_0 \log p/n + s_0 n^{-2\alpha/(2\alpha+1)}$.

Proof of Lemma B.1. By Lemma 10 of [5], this statement will be proven if we can show that

$$\Pi \left(\frac{1}{n} \sum_{i=1}^n K(q_{0i}, q_i) \leq \epsilon_n^2, \frac{1}{n} \sum_{i=1}^n V(q_{0i}, q_i) \leq \epsilon_n^2 \right) \gtrsim e^{-C_1 n \epsilon_n^2}. \quad (\text{B.2})$$

Let \mathcal{B}_n denote the event, $\mathcal{B}_n = \{K(q_0, q) \leq n\epsilon_n^2, V(q_0, q) \leq n\epsilon_n^2\}$. As established in Lemma 1 of [7], the KL divergence and variation for the overdispersed exponential family of distributions are given by

$$\begin{aligned} K(q_{0i}, q_i) &= \mathbb{E}_0 \log \left(\frac{q_{0i}}{q_i} \right) = \frac{1}{\tau} [(\theta_{0i} - \theta_i) b'(\theta_{0i}) - b(\theta_{0i}) + b(\theta_i)], \\ V(q_{0i}, q_i) &= \mathbb{E}_0 \left[\left(\log \left(\frac{q_{0i}}{q_i} \right) - K(q_{0i}, q_i) \right)^2 \right] = \frac{b''(\theta_{0i})}{\tau} (\theta_i - \theta_{0i})^2. \end{aligned}$$

Note that $\theta_i = \xi(\eta_i)$ and $\theta_{0i} = \xi(\eta_{0i})$, and by Taylor expansion in η_i at η_{0i} , we have

$$\max\{K(q_{0i}, q_i), V(q_{0i}, q_i)\} \leq \frac{b''(\theta_{0i})(\xi'(\eta_{0i}))^2}{\tau} (\eta_i - \eta_{0i})^2 + o((\eta_i - \eta_{0i})^2).$$

Since $f_0 \in \mathcal{H}(s_0, \alpha)$, we have that $\|f_0\|_\infty < B$ for some constant B . Thus, θ_{0i} is uniformly bounded for all n . This follows from the fact that $|\theta_{0i}| = |\xi(\eta_{0i})| \leq \sup_{x \in [0,1]^p} \{\xi(\mu + f(x))\} \leq \sup_{x \in [0,1]^p} \xi(|\mu| + B) < \infty$, since ξ is continuous and strictly increasing, and $|\mu| + B < \infty$. Coupled with Condition 3, we have that $b''(\theta_{0i})$ is uniformly bounded above by a constant. Similarly, one can also show that $(\xi'(\eta_{0i}))^2$ is bounded above by a constant for $f_0 \in \mathcal{H}(s_0, \alpha)$. Therefore, both $K(q_{0i}, q_i)$ and $V(q_{0i}, q_i)$ can be bounded above by a constant multiple of $(\eta_i - \eta_{0i})^2$. Thus, we have for some constant $b_1 > 0$ and sufficiently large n ,

$$\begin{aligned} \Pi(\mathcal{B}_n) &\geq \Pi \left(\sum_{i=1}^n (\eta_i - \eta_{0i})^2 \leq b_1^2 n \epsilon_n^2 \right) \\ &= \Pi_{\mu, \beta} \left(\|(\mu 1_n + \tilde{X}\beta) - (\mu_0 1_n + \tilde{X}\beta_0 + \delta_0)\|_2^2 \leq b_1^2 n \epsilon_n^2 \right) \\ &\geq \Pi_{\mu, \beta} \left(n|\mu - \mu_0|^2 + \|\tilde{X}(\beta - \beta_0) - \delta_0\|_2^2 \leq \frac{b_1^2 n \epsilon_n^2}{2} \right) \\ &\geq \Pi_\mu \left(|\mu - \mu_0| \leq \frac{b_1 \epsilon_n}{2} \right) \Pi_\beta \left(\|\tilde{X}(\beta - \beta_0) - \delta_0\|_2^2 \leq \frac{b_1^2 n \epsilon_n^2}{4} \right) \\ &\gtrsim \exp \left(\frac{-C_1 n \epsilon_n^2}{2} \right) \Pi_\beta \left(\|\tilde{X}(\beta - \beta_0) - \delta_0\|_2^2 \leq \frac{b_1^2 n \epsilon_n^2}{4} \right). \quad (\text{B.3}) \end{aligned}$$

for some $C_1 > 0$ is the appropriately chosen constant in the statement of the lemma. In the second line of the display, $\mathbf{1}_n$ denotes the $n \times 1$ vector of all ones. The last line of the display follows from the fact that the prior on μ is a Gaussian distribution, so we can easily show that the first probability in the second to last line is bounded below by $\exp(-C_1 n \epsilon_n^2 / 2)$. We now focus on bounding the second probability in the final line of (B.3) below by $\exp(-C_1 n \epsilon_n^2 / 2)$ as well. Let $r_n^2 = \epsilon_n^2 - s_0 n^{-2\alpha/(2\alpha+1)} = s_0 \log p/n$. For some $b_2 > 0$, we have

$$\begin{aligned}
& \Pi_\beta \left(\|\tilde{X}(\beta - \beta_0) - \delta_0\|_2^2 \leq \frac{b_1 n \epsilon_n^2}{4} \right) \\
& \geq \Pi_\beta \left(\|\tilde{X}(\beta - \beta_0)\|_2^2 + \|\delta_0\|_2^2 \leq \frac{b_1 n \epsilon_n^2}{8} \right) \\
& \gtrsim \Pi_\beta \left(\|\tilde{X}\|_*^2 \left(\sum_{j=1}^p \|\beta_j - \beta_{0j}\|_2 \right)^2 \leq b_2^2 n r_n^2 \right) \\
& \gtrsim \Pi_\beta \left(\left(\sum_{j=1}^p \|\beta_j - \beta_{0j}\|_2 \right)^2 \leq b_2^2 n^{1/(2\alpha+1)} r_n^2 \right) \\
& \geq \Pi_\beta \left(\sum_{j=1}^p \|\beta_j - \beta_{0j}\|_2 \leq b_2 r_n \right) \\
& \geq \int_0^1 \Pi_{S_0} \left(\sum_{j \in S_0} \|\beta_j - \beta_{0j}\|_2 \leq \frac{b_2 r_n}{2} \middle| \kappa \right) \Pi_{S_0^c} \left(\sum_{j \in S_0^c} \|\beta_j\|_2 \leq \frac{b_2 r_n}{2} \middle| \kappa \right) d\Pi(\kappa) \\
& \geq \int_0^1 \left\{ \Pi_{S_0} \left(\|\beta_{S_0} - \beta_{0S_0}\|_2^2 \leq \frac{b_2^2 r_n^2}{4s_0} \middle| \kappa \right) \right\} \left\{ \Pi_{S_0^c} \left(\|\beta_{S_0^c}\|_2^2 \leq \frac{b_2^2 r_n^2}{4(p-s_0)} \middle| \kappa \right) \right\} d\Pi(\kappa) \\
& \gtrsim \exp \left(-\frac{C_1 n \epsilon_n^2}{2} \right). \tag{B.4}
\end{aligned}$$

The third line of the display follows from Condition 2 and our assumption that $d \asymp n^{1/(2\alpha+1)}$, and the fourth line follows from Condition 1. The second to last line of the display follows from an application of the Cauchy-Schwarz inequality, and the final inequality can be obtained by suitably modifying the arguments used to prove (D.24) in the proof of Theorem 2 of Bai et al. [2] (note that since $\|f_0\| < \infty$, it must be that $\|\beta_0\|_\infty < \infty$). Combining (B.3)-(B.4) gives the lower bound (B.2), and so the lemma is proven. \square

Next, we prove that the SB-GAM posterior concentrates on sparse sets.

Let $S = \{j \in [p] : \|\beta_j\|_2 > \omega_d\}$, where ω_d is the small threshold in (4.3). Let $s = |S|$. The next lemma will allow us to focus our attention only on models that do not overshoot the true dimension of f_0 as $n, p \rightarrow \infty$.

Lemma B.2 (effective dimension). *Suppose that the conditions of Theorem 2 hold. Then for sufficiently large $C_2 > 1$,*

$$\sup_{f_0 \in \mathcal{H}(s_0, \alpha)} \mathbb{E}_0 \Pi(\beta : s > C_2 s_0 \mid y) \rightarrow 0,$$

as $n, p \rightarrow \infty$.

Proof of Lemma B.2. Let \mathcal{E}_n as $\mathcal{E}_n = \left\{ \int \int \prod_{i=1}^n \frac{q_i(y_i)}{q_{0i}(y_i)} d\Pi(\beta) d\Pi(\mu) \geq e^{-C_1 n \epsilon_n^2} \right\}$, where ϵ_n^2 is the rate in Lemma B.1. In what follows, we work on the function space $\mathcal{H}(s_0, \alpha)$. Define $\mathcal{A}_n = \{\beta : s \leq C_2 s_0\}$, where $C_2 > C_1 \vee 1$. Then we have

$$\mathbb{E}_0 \Pi(\mathcal{A}_n^c \mid y) \leq \mathbb{E}_0 \Pi(\mathcal{A}_n^c \mid y) \mathbb{1}_{\mathcal{E}_n} + \mathbb{P}_0(\mathcal{E}_n^c).$$

By Lemma B.1, $\mathbb{P}_0(\mathcal{E}_n^c) \rightarrow 0$ as $n \rightarrow \infty$, so to prove that $\mathbb{E}_0 \Pi(\mathcal{A}_n^c \mid y) \rightarrow 0$, it suffices to show that $\mathbb{E}_0 \Pi(\mathcal{A}_n^c \mid y) \mathbb{1}_{\mathcal{E}_n} \rightarrow 0$. Now,

$$\Pi(\mathcal{A}_n^c \mid y) = \frac{\int \int_{\mathcal{A}_n^c} \prod_{i=1}^n \frac{q_i(y_i)}{q_{0i}(y_i)} d\Pi(\beta) d\Pi(\mu)}{\int \int \prod_{i=1}^n \frac{q_i(y_i)}{q_{0i}(y_i)} d\Pi(\beta) d\Pi(\mu)}. \quad (\text{B.5})$$

On the event \mathcal{E}_n , the denominator in (B.5) is bounded below by $e^{-C_1 n \epsilon_n^2}$. On the other hand, an upper bound for the expected value of the numerator is

$$\mathbb{E}_0 \left(\int \int_{\mathcal{A}_n^c} \prod_{i=1}^n \frac{q_i(y_i)}{q_{0i}(y_i)} d\Pi(\beta) d\Pi(\mu) \right) \leq \int_{\mathcal{A}_n^c} d\Pi(\beta) = \Pi(\beta : s > C_2 s_0). \quad (\text{B.6})$$

Using very similar arguments as those used to prove (D.34) in the proof of Theorem 2 in Bai et al. [2] (and noting that for $f_0 \in \mathcal{H}(s_0, \alpha)$, $\|\beta_0\| < \infty$), we have

$$\Pi(\beta : s > C_2 s_0) \prec e^{-C_2 n \epsilon_n^2}. \quad (\text{B.7})$$

Combining (B.6)-(B.7), we have that $\mathbb{E}_0 \Pi(\mathcal{A}_n^c \mid y) \mathbb{1}_{\mathcal{E}_n} \prec e^{-(C_2 - C_1) n \epsilon_n^2} \rightarrow 0$ since $C_2 > C_1$. This completes the proof. \square

We now have the ingredients to prove Theorem 1, i.e. posterior contraction with respect to the average squared Hellinger metric $H_n^2(q, q_0)$ for the joint densities $q = \prod_{i=1}^n q_i$ and $q_0 = \prod_{i=1}^n q_{0i}$.

Proof of Theorem 1. Let $\mathcal{M}_n = \{s \leq C_2 s_0, \lambda_0 \geq p^2\}$, where C_2 is the constant in Lemma B.2. Below, we work on the function space $\mathcal{H}(s_0, \alpha)$. Then for every $\epsilon > 0$,

$$\begin{aligned} & \mathbb{E}_0 \Pi(H_n(q, q_0) > \epsilon \mid y) \\ & \leq \mathbb{E}_0 \Pi(\beta \in \mathcal{M}_n : H_n(q, q_0) > \epsilon \mid y) \mathbb{1}_{\mathcal{E}_n} + \mathbb{E}_0 \Pi(\mathcal{M}_n^c \mid y) + \mathbb{P}_0 \mathcal{E}_n^c, \end{aligned} \tag{B.8}$$

where \mathcal{E}_n is the event in (B.1). By Lemma B.1, the final term on the right-hand side of (B.8) tends to zero uniformly over $\mathcal{H}(s_0, \alpha)$. We now focus on the second term on the right-hand side in (B.8). Note that

$$\mathbb{E}_0 \Pi(\mathcal{M}_n^c \mid \mathbf{Y}) \leq \mathbb{E}_0 \Pi(s > M_1 s_0) + \Pi(\lambda_0 < p^2).$$

By Lemma B.2, the first term on the right-hand side of the display goes to zero. To bound $\Pi(\lambda_0 < p^2)$ from above, first note that $n\epsilon_n^2/p^c \prec 1/(p^2 + 1)$, by the fact that $c > 2$ and $n\epsilon_n^2 \prec p^{c-2}$. Then using the fact that $\kappa \sim \mathcal{B}(1, p^c)$, we have for sufficiently large n ,

$$\Pi\left(\kappa > \frac{1}{p^2 + 1}\right) \leq \Pi\left(\kappa > \frac{n\epsilon_n^2}{p^c}\right) = \left(1 - \frac{n\epsilon_n^2}{p^c}\right)^{p^c} \leq e^{-n\epsilon_n^2},$$

Noting that $\lambda_0 = (1 - \kappa)/\kappa = (1/\kappa) - 1$, this gives $\Pi(\lambda_0 < p^2) \leq e^{-n\epsilon_n^2}$. Therefore, $\Pi(\lambda_0 < p^2)$ also goes to zero, and $\mathbb{E}_0 \Pi(\mathcal{M}_n^c \mid \mathbf{Y}) \rightarrow 0$. Hence, it suffices to show that the first term in the right-hand side of (B.8) goes to zero for $\epsilon = C_4 \epsilon_n$ uniformly over $\mathcal{H}(s_0, \alpha)$, for some sufficiently large C_4 .

Define the event, $\mathcal{M}_n^* = \{(\mu, \beta) : |\mu| \leq \sqrt{n}, \beta \in \mathcal{M}_n, \max_{1 \leq j \leq p} \|\beta_j\|_2 \leq nd/\lambda_1\}$, where λ_1 is the slab hyperparameter in the $\mathcal{SSGL}(\lambda_0, \lambda_1, \kappa)$ prior. By Lemma 2 of Ghosal and van der Vaart [5], there exists a test φ_n such that for any q_1 with $H_n(q_0, q_1) < \epsilon$,

$$\mathbb{E}_0 \varphi_n \leq \exp(-n\epsilon^2/2), \quad \sup_{q: H_n(q, q_1) \leq \epsilon/18} \mathbb{E}_q(1 - \varphi_n) \leq \exp(-n\epsilon^2/2).$$

We now show that $\log N(\epsilon_n/36, \mathcal{M}_n^*, H_n) \lesssim n\epsilon_n^2$, so that we can use Lemma 9 of Ghosal and van der Vaart [5] to finish the proof. Suppose that q_{1i} and q_{2i} are two densities indexed by functions, f_1 and f_2 in $\mathcal{H}(\alpha, s_0)$. Using the fact that the squared Hellinger distance is bounded from above by the KL divergence and the fact that the KL divergence for any univariate densities q_{1i} and q_{2i} can be bounded above by a constant multiple of $(\eta_{1i} - \eta_{2i})$ (from

the proof of Lemma B.1), we then bound the average squared Hellinger metric for joint densities, $q_1 = \prod_{i=1}^n q_{1i}$ and $q_2 = \prod_{i=1}^n q_{2i}$, on \mathcal{M}_n^* as follows:

$$\begin{aligned}
H_n^2(q_1, q_2) &\lesssim \frac{1}{n} \sum_{i=1}^n (\eta_{1i} - \eta_{2i})^2 \\
&= \frac{1}{n} \|(\mu_1 \mathbf{1}_n + \tilde{X} \beta_1) - (\mu_2 \mathbf{1}_n + \tilde{X} \beta_2)\|_2^2 \\
&\leq 2|\mu_1 - \mu_2|^2 + \frac{2}{n} \|\tilde{X}(\beta_1 - \beta_2)\|_2^2 \\
&\lesssim |\mu_1 - \mu_2|^2 + \frac{\|\tilde{X}\|_*^2}{n} \left(\sum_{j=1}^p \|\beta_{1j} - \beta_{2j}\|_2 \right)^2 \\
&\lesssim |\mu_1 - \mu_2|^2 + \frac{d^2 s_{\beta_1 - \beta_2}^2}{d^{2\alpha}} \|\beta_1 - \beta_2\|_\infty^2 \\
&\lesssim |\mu_1 - \mu_2|^2 + C_2^2 s_0^2 \|\beta_1 - \beta_2\|_\infty^2, \tag{B.9}
\end{aligned}$$

where we used Condition 1, an application of the Cauchy-Schwarz inequality, and the fact for $v \in \mathbb{R}^q$, $\|v\|_2 \leq q^{1/2} \|v\|_\infty$. In the fifth line of the display, we also used the fact that $\lambda_0 \geq 2$ on \mathcal{M}_n , so for any $j \notin S_{\beta_1 - \beta_2}$, $\|\beta_j\|_2 \leq \omega_d \ll 1/p$. Thus, the overall contribution of the β_j 's for $j \notin S_{\beta_1 - \beta_2}$ satisfies $\|\beta_{S_{\beta_1 - \beta_2}^c} - \beta_{S_{\beta_1 - \beta_2}^c}\|_2 \leq 2(p - s_{\beta_1 - \beta_2})\omega_d = o(1)$. In the final line of the display, we used the facts that $\alpha \in \mathbb{N}$, $d \succ 1$, and $s \leq C_2 s_0$ on \mathcal{M}_n . Using the upper bound in (B.9), we have for some $b_3 > 0$ that an upper bound for $\log N(\epsilon_n/36, \mathcal{M}_n^*, H_n)$ is

$$\begin{aligned}
&\log N(b_3 \epsilon_n, \{\mu : |\mu| < \sqrt{n}\}, |\cdot|) \\
&+ \log N\left(\frac{b_3 \epsilon_n}{36 C_2 s_0}, \left\{ \beta \in \mathcal{M}_n : \|\beta - \beta_0\|_\infty \leq \frac{nd}{\lambda_1} \right\}, \|\cdot\|_\infty\right). \tag{B.10}
\end{aligned}$$

Clearly, the first term in (B.9) is bounded above by a constant multiple of $n\epsilon_n^2$. Meanwhile, the second term can be bounded from above as

$$\begin{aligned}
&\log N\left(\frac{b_3 \epsilon_n}{36 C_2 s_0}, \left\{ \beta \in \mathcal{M}_n : \|\beta - \beta_0\|_\infty \leq \frac{nd}{\lambda_1} \right\}, \|\cdot\|_\infty\right) \\
&\lesssim \log \left[\binom{p}{\lfloor C_2 s_0 \rfloor} \left(\frac{108 C_2 s_0 n d}{b_3 \epsilon_n \lambda_1} \right)^{C_2 d s_0} \right] \\
&\lesssim C_2 s_0 \log p + C_2 d s_0 \log \left(\frac{108 C_3 s_0^{1/2} n^{5/2} d}{b_3 (\log p)^{1/2}} \right) \\
&\lesssim C_2 s_0 \log p + \tilde{C}_2 d s_0 \log n
\end{aligned}$$

$$\lesssim n\epsilon_n^2, \quad (\text{B.11})$$

for some constant $\tilde{C}_2 > 0$. In the second line of the display, we used the fact that $s \leq C_2 s_0$ and $\lambda_0 \geq p^2$ on \mathcal{M}_n , so for $j \notin S$, $\|\beta_j\|_2 \leq \omega_d \ll 1/p$. Thus, the contribution to $\|\beta - \beta_0\|_\infty$ from β_{S^c} tends to zero as $n, p \rightarrow \infty$. In the third line of the display, we used the fact that $\binom{p}{\lfloor C_2 s_0 \rfloor} \leq p^{C_2 s_0}$ and our assumption that $\lambda_1 \asymp 1/n$ and the fact that $\epsilon_n > \sqrt{s_0 \log p/n}$. In the fourth line, we used the fact that the second log term in the third line is of the same order as $\log n$, and in the final line, we used the fact that $d \log n = O(\log p)$ by assumption. From (B.10)-(B.11), $\log N(\epsilon_n/36, \mathcal{M}_n^*, H_n) \lesssim n\epsilon_n^2$. Now, we can use Lemma 9 of Ghosal and van der Vaart [5], which implies that for every $\epsilon > \epsilon_n$, there exists a test $\bar{\varphi}_n$ and constant b_4 such that

$$\mathbb{E}_0 \bar{\varphi}_n \leq \frac{1}{2} \exp(b_4 n \epsilon_n^2 - n \epsilon^2 / 2), \quad \sup_{(\mu, \beta) \in \mathcal{M}_n^* : H_n(q, q_0) > \epsilon} \mathbb{E}_q(1 - \bar{\varphi}_n) \leq \exp(-n \epsilon^2 / 2).$$

Thus, for some constant $b_5 > 0$, we have

$$\begin{aligned} & \mathbb{E}_0 \Pi(\beta \in \mathcal{M}_n : H_n(q, q_0) > \epsilon \mid y) \mathbb{1}_{\mathcal{E}_n} \\ & \leq \mathbb{E}_0 \Pi(\beta \in \mathcal{M}_n : H_n(q, q_0) > \epsilon \mid y) \mathbb{1}_{\mathcal{E}_n} (1 - \bar{\varphi}) + \mathbb{E}_0 \bar{\varphi} \\ & \leq \left\{ \sup_{(\mu, \beta) \in \mathcal{M}_n^* : H_n(q, q_0) > \epsilon} \mathbb{E}_q(1 - \bar{\varphi}_n) + \Pi(\mathcal{M}_n \setminus \mathcal{M}_n^*) \right\} e^{b_5 n \epsilon_n^2} + \mathbb{E}_0 \bar{\varphi}_n. \end{aligned}$$

The terms in the display other than $\Pi(\mathcal{M}_n \setminus \mathcal{M}_n^*) e^{b_5 n \epsilon_n^2}$ all go to zero uniformly over $\mathcal{H}(s_0, \alpha)$ by choosing $\epsilon = b_6 \epsilon_n$ for a sufficiently large b_6 . To complete the proof, note that

$$\begin{aligned} \Pi(\mathcal{M}_n \setminus \mathcal{M}_n^*) & \leq \Pi_\mu(|\mu| > \sqrt{n}) + \sum_{S: s \leq C_2 s_0} \sum_{j \in S} \Pi(\|\beta_j\|_2 > nd/\lambda_1) \\ & \leq e^{-n/2} + \sum_{S: s \leq C_2 s_0} \sum_{j \in S} \Pi(\|\beta_j\|_2 > nd/\lambda_1) \\ & \prec e^{-b_5 n \epsilon_n^2}, \end{aligned} \quad (\text{B.12})$$

where the second line follows from the fact that μ has a Gaussian prior. The final line follows directly from the arguments used to prove (E.14) in the proof of Theorem 2 of Bai et al. [1] (and thus, the second term in the second line is less than $e^{-b_5 n \epsilon_n^2}$ for large n), as well as the fact that $n \epsilon_n^2 = o(n)$, so $e^{-n/2} < e^{-b_5 n \epsilon_n^2}$ for large n . Therefore, $\Pi(\mathcal{M}_n \setminus \mathcal{M}_n^*) e^{b_5 n \epsilon_n^2}$ also goes to zero uniformly over $\mathcal{H}(s_0, \alpha)$, and this completes the proof. \square

Having established posterior contraction in the average squared Hellinger metric, we proceed to prove Theorem 2.

Proof of Theorem 2. Note that since $s_0 = o((n/d \log p)^{1/2})$ by assumption, $s_0 = o(n/\log p)$. By Lemma B.2, the posterior is asymptotically supported on the event $\mathcal{A}_n = \{\beta : s \leq C_2 s_0\}$, so we can confine our attention to the set \mathcal{A}_n . Let $W_{n \times (dp+1)} = [1_n, \tilde{X}]$, $\gamma = (\mu, \beta'_1, \dots, \beta'_p)'$, and $\gamma_0 = (\mu_0, \beta'_{01}, \dots, \beta'_{0p})'$. Let $f_{0j}(x_j)$ denote the $n \times 1$ vector $(f_{0j}(x_{1j}), \dots, f_{0j}(x_{nj}))'$, for all $j = 1, \dots, p$. Note that in order to prove Theorem 2, we can equivalently show that for $f_0 \in \mathcal{H}(s_0, \alpha)$,

$$\begin{aligned} \mathbb{E}_0 \Pi \left((\mu, \beta) : \frac{1}{n} \left\| (\mu 1_n + \tilde{X} \beta) - (\mu_0 1_n + \sum_{j=1}^p f_{0j}(x_j)) \right\|_2^2 > M_2 \epsilon_n^2 \mid y \right) \mathbb{1}_{\mathcal{A}_n} \\ = \mathbb{E}_0 \Pi \left(\gamma : \|W(\gamma - \gamma_0) - \delta_0\|_2^2 > M_2 n \epsilon_n^2 \mid y \right) \mathbb{1}_{\mathcal{A}_n} \rightarrow 0, \end{aligned} \quad (\text{B.13})$$

as $n, p \rightarrow \infty$. The rest of the proof follows from a suitable modification of the proof of Theorem 3 in [7]. Let us first introduce some notation. We define the uniform compatibility number as

$$\phi_1(s) = \inf_{\gamma: 1 \leq |S| \leq s} \frac{\|W\gamma\|_2 (d|S|)^{1/2}}{n^{1/2} \|\gamma\|_1}.$$

Also, let $\zeta_i(\eta_i) = H^2(q_i, q_{0i})$, and define the set $\mathcal{I}_{n,\delta} = \{i \leq n : \zeta_i''(\eta_{0i})(\eta_i - \eta_{0i})^2 \geq 4\delta C_n^{-1} \zeta_i''(\eta_{0i})\}$, where $\delta > 0$ is a small constant and C_n is a that satisfies $C_n \rightarrow \infty$ as $n \rightarrow \infty$.

By Theorem 1, the posterior is asymptotically supported on the event $\{H_n(q, q_0) \lesssim \epsilon_n^2\}$ for joint densities $q = \prod_{i=1}^n q_i$ and $q_0 = \prod_{i=1}^n q_{0i}$, where the q_i 's and q_{0i} 's belong to the overdispersed exponential family (1.1). From (S2) in the proof of Theorem 3 in [7], we thus have

$$\begin{aligned} \epsilon_n^2 \gtrsim H_n(q, q_0) &\geq \frac{\delta}{C_n n} \sum_{i \in \mathcal{I}_{n,\delta}} \zeta_i''(\eta_{0i}) + \frac{1}{4n} \sum_{i \notin \mathcal{I}_{n,\delta}} \zeta_i''(\eta_{0i})(\eta_i - \eta_{0i})^2 \\ &\geq \frac{1}{4n} \sum_{i \notin \mathcal{I}_{n,\delta}} \zeta_i''(\eta_{0i})(\eta_i - \eta_{0i})^2 \\ &\geq \frac{1}{4n} \sum_{i=1}^n \zeta_i''(\eta_{0i})(\eta_i - \eta_{0i})^2 - \frac{1}{4n} \sum_{i \in \mathcal{I}_{n,\delta}} \zeta_i''(\eta_{0i}) \max_{1 \leq i \leq n} (\eta_i - \eta_{0i})^2. \end{aligned} \quad (\text{B.14})$$

But $\zeta_i''(\eta_{0i}) = b''(\theta_{0i})(\xi'(\eta_{0i}))^2/4$, and $|\theta_{0i}|$ and $|\eta_{0i}|$ are bounded by Condition 3, so we have $|\zeta_i''(\eta_{0i})| \lesssim 1$, for all $i = 1, \dots, n$. Thus, from (B.14), we have that for some constant $C_3 > 0$,

$$\epsilon_n^2 \gtrsim \frac{1}{n} \sum_{i=1}^n (\eta_i - \eta_{0i})^2 - \frac{1}{n} \sum_{i \in \mathcal{I}_{n,\delta}} \max_{1 \leq i \leq n} (\eta_i - \eta_{0i})^2$$

$$\begin{aligned}
&\geq \frac{1}{n} \|W(\gamma - \gamma_0) - \delta_0\|_2^2 - C_3 C_n \epsilon_n^2 \left(\|W\|_{\max}^2 \|\gamma - \gamma_0\|_1^2 + \|\delta_0\|_{\infty}^2 \right) \\
&\geq \frac{1}{n} \|W(\gamma - \gamma_0)\|_2^2 - \frac{1}{n} \|\delta_0\|_2^2 - C_3 C_n \epsilon_n^2 \left(\|W\|_{\max}^2 \|\gamma - \gamma_0\|_1^2 + \|\delta_0\|_{\infty}^2 \right).
\end{aligned} \tag{B.15}$$

By Condition 2 and the fact that $d \asymp n^{1/(2\alpha+1)}$, $\epsilon_n^2 + n^{-1} \|\delta_0\|_2^2$ is of the same order as ϵ_n^2 . Also, $\|\delta_0\|_{\infty} \lesssim s_0 d^{-\alpha}$ and so $\|\delta_0\|_{\infty}^2 \lesssim s_0^2 \epsilon_n^2$, and by assumption, $\|W\|_{\max} \lesssim 1$. Thus, from (B.15) and the definition of the compatibility number, we have that on set \mathcal{A}_n ,

$$\begin{aligned}
\epsilon_n^2 &\gtrsim \frac{\phi_1^2(2C_2 s_0)}{8C_2 d s_0} \|\gamma - \gamma_0\|_1^2 - C_4 C_n \epsilon_n^2 \|\gamma - \gamma_0\|_1^2 - C_5 C_n s_0^2 \epsilon_n^4 \\
&\gtrsim \frac{1}{8C_2 d s_0} \|\gamma - \gamma_0\|_1^2 - C_4 C_n \epsilon_n^2 \|\gamma - \gamma_0\|_1^2 - C_5 C_n s_0^2 \epsilon_n^4,
\end{aligned} \tag{B.16}$$

for some $C_4, C_5 > 0$. In the second line of the display, we used the fact that $\|W\gamma_0\|_{\infty} \lesssim 1$ since $f \in \mathcal{H}(\alpha, s_0)$, and therefore, on \mathcal{A}_n , $\phi_1(2C_2 s_0)$ is bounded away from zero. By assumption, $d^2 s_0^2 \log p = o(n)$, and so (B.16) can be further bounded below by a constant multiple of $\|\gamma - \gamma_0\|_1^2 / ds_0$, by choosing C_n to grow sufficiently slowly. This implies that for some $M_3 > 0$,

$$\sup_{f \in \mathcal{H}(s_0, \alpha)} \mathbb{E}_0 \Pi \left(\gamma : \|\gamma - \gamma_0\|_1^2 \leq M_3 d s_0 \epsilon_n^2 \mid y \right) \mathbb{1}_{\mathcal{A}_n} \rightarrow 1, \tag{B.17}$$

as $n, p \rightarrow \infty$. Combining results from (B.15)-(B.17), we also have that on \mathcal{A}_n ,

$$\begin{aligned}
\|W(\gamma - \gamma_0) - \delta_0\|_2^2 &\lesssim n \epsilon_n^2 + C_4 C_n n \epsilon_n^2 \|\gamma - \gamma_0\|_1^2 + C_5 C_n s_0^2 n \epsilon_n^4 \\
&\lesssim n \epsilon_n^2 + C_n (C_6 d s_0 n \epsilon_n^4 + C_5 s_0^2 n \epsilon_n^4),
\end{aligned} \tag{B.18}$$

for some $C_6 > 0$. The last display (B.18) can be bounded above by a constant multiple of $n \epsilon_n^2$ by choosing C_n to grow sufficiently slowly. Since the expected posterior probability of the event $\{ \|W(\gamma - \gamma_0) - \delta_0\|_2^2 \lesssim n \epsilon_n^2 \}$ tends to one as $n, p \rightarrow \infty$ on \mathcal{A}_n , this proves (B.13). \square

B.2 Proofs for Theorem 3

To prove Theorem 3, we utilize the framework of Yang and Pati [23]. Yang and Pati [23] provided general conditions for proving Bayesian model selection consistency when the marginal likelihood is intractable. We let $S = \{j \in [p] : \|\beta_j\|_2 > \omega_d\}$, where the threshold ω_d is as in (4.3). Meanwhile, $S_0 \subset [p]$ denotes the true model. For a generic set S with cardinality

$s = |S|$, associate with it the rate $\epsilon_{n,s}^2 = s \log p/n + sn^{-2\alpha/(2\alpha+1)}$. Thus, ϵ_{n,s_0}^2 is the same as the posterior contraction rate derived in Theorems 1 and 2.

Proof of Theorem 3. It suffices to verify conditions (B1)-(B4) in Theorem 4 of Yang and Pati [23]. First, note that Condition 4 in the present manuscript corresponds to condition (B3) in [23] for identifiability. Therefore, the condition (B3) in [23] is already satisfied by assumption. We now verify their other conditions (B1), (B2), and (B4) in Parts I, II, and III respectively.

Part I: Prior concentration. As per condition (B1) in [23], we need to verify that for large n ,

$$\Pi(S_0) \geq e^{-n\epsilon_{n,s_0}^2}, \quad (\text{B.19})$$

and

$$\Pi_{S_0} \left(KL(q_0, q) \leq n\epsilon_{n,s}^2, V(q_0, q) \leq n\epsilon_{n,s_0}^2 \right) \geq e^{-Dn\epsilon_{n,s_0}^2}, \quad (\text{B.20})$$

for some constant D . The conditions (B.19)-(B.20) ensure that the prior puts enough mass near the true model S_0 and enough prior concentration in the parameter space under the true model. By the proof of Theorem 1, $\mathbb{P}_0(\mathcal{M}_n^c | y) \rightarrow 0$, where $\mathcal{M}_n = \{s \leq C_2 s_0, \lambda_0 \geq p^2\}$ and $C_2 > 1$. Therefore, we can proceed conditioning only on models of size $s \leq C_2 s_0$ and spike parameter $\lambda_0 \geq p^2$. For a d -dimensional vector β_j , denote $\tilde{p} = \Pr(\beta_j : \|\beta_j\|_2 > \omega_d)$. The implied prior for any given model S of size s is then

$$\Pi(S) \propto \tilde{p}^s (1 - \tilde{p})^{p-s} \mathbb{1}(s \leq C_2 s_0). \quad (\text{B.21})$$

By assumption, $s_0 = O(1)$, so $C_2 s_0$ is bounded above by a constant for all n . Therefore, we may bound $\Pi(S_0)$ from below, for some constants $K, K' > 0$,

$$\Pi(S_0) \geq K \tilde{p}^{s_0} (1 - \tilde{p})^{p-s_0} \geq K' \tilde{p}^{s_0}. \quad (\text{B.22})$$

It thus suffices to prove that \tilde{p}^{s_0} is bounded below by $\exp(-n\epsilon_{n,s_0}^2)$. Let $C_d = 2^{-d} \pi^{-(d-1)/2} [\Gamma((d+1)/2)]^{-1}$ be the normalizing constant in the multivariate d -dimensional density $\Psi(\beta_j | \lambda)$. Since the prior on each β_j is the SSGL prior (2.4)-(2.5), we have that

$$\begin{aligned} \tilde{p}^{s_0} &= [\Pr(\beta_j : \|\beta_j\|_2 > \omega_d)]^{s_0} \\ &\geq \left[C_d \lambda_1^d \int_0^1 \kappa \left(\int_{\{\beta_j : \|\beta_j\|_2 > \omega_d\}} e^{-\lambda_1 \|\beta_j\|_2} d\beta_j \right) d\Pi(\kappa) \right]^{s_0} \\ &> \left[C_d \lambda_1^d \int_0^1 \kappa \left(\int_{\{\beta_j : \omega_d < \|\beta_j\|_2 < 1\}} e^{-\lambda_1 \|\beta_j\|_2} d\beta_j \right) d\Pi(\kappa) \right]^{s_0} \end{aligned}$$

$$\begin{aligned}
&\gtrsim e^{-\lambda_1 s_0} C_d^{s_0} \lambda_1^{ds_0} \left[\int_0^1 \kappa d\Pi(\kappa) \right]^{s_0} \\
&\gtrsim e^{-\lambda_1 s_0} C_d^{s_0} \lambda_1^{ds_0} (1 + p^c)^{-s_0} \\
&\gtrsim e^{-b_6 s_0 \log p} \\
&> e^{-n\epsilon_{n,s_0}^2}, \tag{B.23}
\end{aligned}$$

for some constant $b_6 > 0$. In the second line, we used the fact that with the SSGL prior on β_j , $\pi(\beta_j | \kappa) > \kappa \Psi(\beta_j | \lambda_1)$. In the third line, we used the fact that $\omega_d \ll 1$ for large n , and in the fifth line, we used the fact that $\kappa \sim \mathcal{B}(1, p^c)$ by assumption, and thus, the expectation of κ is $1/(1 + p^c)$. In the sixth line, we used the fact that $\lambda_1 \asymp 1/n$ by assumption, and so one can easily show that the first three terms in the product in the fifth line can be lower bounded by $\exp(-K s_0 \log p)$, for some $K > 0$. Meanwhile $(1 + p^c)^{-s_0} \asymp \exp(-c s_0 \log p)$. Thus, combining (B.22)-(B.23) verifies the condition (B.19).

As argued in Lemma B.1, both KL divergence and KL variation can be upper bounded by a constant multiple of $(\eta_i - \eta_{0i})^2$. Therefore, for some constants $b_7 > 0$ and $D > 0$, and sufficiently large n , a lower bound for the left-hand side of (B.20) is

$$\begin{aligned}
&\Pi_{S_0} \left(\sum_{i=1}^n (\eta_i - \eta_{0i})^2 \leq b_7^2 n \epsilon_{n,s_0}^2 \right) \\
&\geq \Pi_{S_0} \left(\mu : |\mu - \mu_0| \leq \frac{b_7 \epsilon_{n,s_0}}{2} \right) \Pi_{S_0} \left(\beta : \|\tilde{X}(\beta - \beta_0) - \delta_0\|_2^2 \leq \frac{b_7^2 n \epsilon_{n,s_0}^2}{4} \right) \\
&\gtrsim \left(e^{-Dn\epsilon_{n,s_0}^2/2} \right) \left(e^{-Dn\epsilon_{n,s_0}^2/2} \right) = e^{-Dn\epsilon_{n,s_0}^2},
\end{aligned}$$

where the last two lines can be easily verified using very similar reasoning as that used to prove Lemma B.1. Therefore, (B.20) also holds.

Part II: Prior anti-concentration. Condition (B2) in [23] introduces the anti-concentration condition for overfitting models $S \supset S_0$:

$$\Pi_S(H_n(q, q_0) \leq M\epsilon_{n,s}) \leq e^{-Hn\epsilon_{n,s_0}^2},$$

where $\epsilon_{n,s} \geq \epsilon_{n,s_0}$ and $M, H > 0$ are sufficiently large constants. In other words, the posterior probability of overly large models that contain the truth should tend to zero as $n \rightarrow \infty$. As pointed out in Liu et al. [10] and conditioning on \mathcal{M}_n , it is sufficient to prove

$$\sum_{S \supset S_0: s \leq C_2 s_0} \Pi(S) \Pi_S(H_n(q, q_0) \leq M\epsilon_{n,s}) \leq e^{-Hn\epsilon_{n,s_0}^2}. \tag{B.24}$$

We first find an upper bound for $\Pi(S)$. Note that when $\|\beta_j\|_2 > \omega_d$, $\pi(\beta_j | \kappa) < 2\kappa C_d \lambda_1^d \exp(-\lambda_1 \|\beta_j\|_2) < \kappa \lambda_1^d$. Thus, from (B.21), we have

$$\begin{aligned}
\Pi(S) &\lesssim \tilde{p}^s = \left[\int_0^1 \left(\int_{\{\beta_j: \|\beta_j\|_2 > \omega_d\}} \pi(\beta_j | \kappa) d\beta_j \right) d\Pi(\kappa) \right]^s \\
&< \left[\lambda_1^d \int_0^1 \kappa d\Pi(\kappa) \right]^s \\
&= \lambda_1^{ds} (1 + p^c)^{-s} \\
&\leq \exp(-b_8 s (\log p + n)) \\
&< e^{-b_8 n \epsilon_{n,s}^2}, \tag{B.25}
\end{aligned}$$

for some constant $b_8 > 2$. In the third line of the display, we used the fact that $\kappa \sim \mathcal{B}(1, p^c)$, so $\mathbb{E}(\kappa) = 1/(1 + p^c)$, and in the fourth line, we used the fact that $\lambda_1 \asymp 1/n$ by assumption, so $\lambda_1^{ds} \asymp \exp(-ds \log n)$. Therefore, from (B.25), we can upper bound the left-hand side of (B.24) by

$$\begin{aligned}
\sum_{S \supset S_0: s \leq C_2 s_0} \Pi(S) &\leq \sum_{S \supset S_0: s \leq C_2 s_0} e^{-b_8 n \epsilon_{n,s}^2} \\
&\leq e^{-b_8 n \epsilon_{n,s_0}^2} \left(\frac{2ep}{C_2 s_0} \right)^{C_2 s_0 + 1} \\
&\leq e^{-H n \epsilon_{n,s_0}^2},
\end{aligned}$$

by choosing $H < b_8 - 1$. Therefore, (B.24) holds.

Part III: Testing and entropy conditions. The final condition we need to verify is condition (B4) in [23]. We first need to show that for any models $S \neq S_0$, there exists an exponentially powerful test for testing $H_0 : q = q_0$ vs. $H_1 : q = q_S$, where $H_n(q_S, q_0) > \epsilon_{n,s_0}$. By [5], such a test always exists for the average Hellinger distance, so we are done.

We also need to verify certain entropy conditions. Specifically, we need to show that the complexity of overfitting models ($S \supset S_0$) and underfitting models ($S \not\supset S_0$) is not too large inside a sieve \mathcal{T}_n , where there is exponentially small probability outside of \mathcal{T}_n . As before, our analysis below is conditioned on the event $\mathcal{M}_n = \{s \leq C_2 s_0, \lambda_0 \geq p^2\}$. For both overfitting and underfitting models S such that $|S| \leq C_2 s_0$, we construct the sieve $\mathcal{T}_n = \{\beta : \max_{1 \leq j \leq p} \|\beta_j\|_2 \leq nd/\lambda_1\}$. Then we have $\mathbb{P}_0(\mathcal{T}_n^c) \mathbb{1}_{\mathcal{M}_n} \leq \sum_{S: s \leq C_2 s_0} \sum_{j \in S} \Pi(\|\beta_j\|_2 > nd/\lambda_1) \prec e^{-b_9 n \epsilon_{n,s_0}^2}$, for some $b_9 > 0$, where the final inequality follows directly from the arguments used to prove (E.14) in the proof of Theorem 2 of [1]. So there is exponentially small probability outside of $\mathcal{T}_n \cap \mathcal{M}_n$.

We first consider overfitting models $S \supset S_0$. Let β_S be the corresponding vector of basis coefficients indexed by S . Arguing similarly as in (B.9)-(B.11), we have that on $\mathcal{T}_n \cap M_n$ and for some $b_9 > 0$,

$$\begin{aligned}
& \log N(\epsilon_{n,s}, \mathcal{T}_n \cap \mathcal{M}_n, H_n) \\
& \leq \log N(b_9 \epsilon_{n,s}, \{\mu : |\mu| < \sqrt{n}\}, |\cdot|) \\
& \quad + \log N\left(\frac{b_9 \epsilon_{n,s}}{s}, \left\{\beta_S \in \mathcal{M}_n : \|\beta_S - \beta_0\|_\infty \leq \frac{nd}{\lambda_1}\right\}, \|\cdot\|_\infty\right) \\
& \lesssim n\epsilon_{n,s}^2 + \log \left[\left(\frac{3snd}{b_9 \epsilon_{n,s} \lambda_1} \right)^{ds} \right] \\
& \lesssim n\epsilon_{n,s}^2 + ds(\log d + \log n) \\
& \lesssim n\epsilon_{n,s}^2.
\end{aligned}$$

For underfitting models $S \not\supset S_0$, we also need to verify an entropy condition for some sequence δ_n satisfying $\delta_n > \epsilon_{n,s_0}$, $\delta_n \rightarrow 0$, and $n\delta_n^2 \rightarrow \infty$. This follows from the same arguments as above (replacing $\epsilon_{n,s}$ with δ_n). Thus, we obtain for underfitting models $S \not\supset S_0$,

$$\log N(\delta_n, \mathcal{T}_n \cap \mathcal{M}_n, H_n) \lesssim n\delta_n^2.$$

Thus, we have controlled the metric entropy for both overfitting models and underfitting models. The final requirement in Assumption (B4) of [23] is to verify that

$$\sum_{S \not\supset S_0: |S| \leq C_2 s_0} e^{-C_7 n \delta_n^2} + \sum_{S \supset S_0: |S| \leq C_2 s_0} e^{-C_7 n \epsilon_{n,s}^2} \leq 1, \quad (\text{B.26})$$

for a large constant $C_7 > 0$. We must have $n\delta_n^2 > n\epsilon_{n,s_0}^2$ based on our choice of δ_n . Meanwhile, for any overfitting model $S \supset S_0$, $s > s_0$ so $n\epsilon_{n,s}^2 > n\epsilon_{n,s_0}^2$ as well. Therefore, we can bound the left-hand side of (B.26) from above by

$$\begin{aligned}
\sum_{k=0}^{C_2 s_0} \sum_{S: |S|=k} e^{-C_7 n \epsilon_{n,s_0}^2} & \leq e^{-C_7 n \epsilon_{n,s_0}^2} \sum_{k=0}^{C_2 s_0} \binom{p}{k} \\
& \leq e^{-C_7 n \epsilon_{n,s_0}^2} \left(\frac{2ep}{C_2 s_0} \right)^{2C_2 s_0 + 1} \\
& = \left(e^{-C_7 n \epsilon_{n,s_0}^2} \right) \left(e^{(2C_2 s_0 + 1)(\log p + \log(2e/C_2 s_0))} \right).
\end{aligned}$$

In the final line of the display, the dominating term in the exponent of the second term is $2C_2 s_0 \log p$. Meanwhile, $n\epsilon_{n,s_0}^2 > s_0 \log p$ (since $\epsilon_{n,s_0}^2 =$

$s_0 \log p/n + s_0 n^{-2\alpha/(2\alpha+1)}$), so the final line of the display can be made to be strictly less than one by choosing C_7 to be large enough.

Having verified all four conditions of Theorem 4 of Yang and Pati [23], the model selection consistency result holds. \square