

Chaos in a $Q\bar{Q}$ system at finite temperature and baryon density

P. Colangelo,¹ F. De Fazio,¹ and N. Losacco^{2,1}

¹*Istituto Nazionale di Fisica Nucleare, Sezione di Bari, via Orabona 4, 70126 Bari, Italy*

²*Dipartimento Interateneo di Fisica "Michelangelo Merlin",
Università degli Studi di Bari, via Orabona 4, 70126 Bari, Italy*

Onset of chaos for the holographic dual of a $Q\bar{Q}$ system at finite temperature and baryon density is studied. We consider a string in the AdS Reissner-Nordstrom background near the black-hole horizon, and investigate small time-dependent perturbations of the static configurations. The proximity to the horizon induces chaos, which is softened increasing the chemical potential. A background geometry including the effect of a dilaton is also examined. The Maldacena, Shenker and Stanford bound on the Lyapunov exponents characterizing the perturbations is satisfied for finite baryon chemical potential and when the dilaton is included in the metric.

I. INTRODUCTION

It has been recently conjectured under general assumptions that, for a thermal quantum system at temperature T , some out-of-time-ordered correlation functions involving Hermitian operators, for determined time intervals, have an exponential time dependence characterized by an exponent λ , and that such exponent obeys the bound

$$\lambda \leq 2\pi T \quad (1)$$

(in units in which $\hbar = 1$ and $k_B = 1$). The correlation functions are related to the thermal expectation values of the (square) commutator of two Hermitian operators at a time separation t , which quantify the effect of one operator on later measurements of the other one, a framework for introducing chaos for a quantum system. The conjectured bound, proposed by Maldacena, Shenker and Stanford [1], is remarkable due to its generality. It has been inspired by the observation that black holes (BH) are the fastest “scramblers” in nature: the time needed for a system near a BH horizon to lose information depends logarithmically on the number of degrees of freedom of the system [2, 3]. The consequences on the connection between chaotic quantum systems and gravity have been soon investigated [4–7]. A relation between the size of operators on the boundary quantum theory, involved in the temporal evolution of a perturbation, and the momentum of a particle falling in the bulk has been proposed in a holographic framework [8, 9].

A generalization of the bound (1) for a thermal quantum system with a global symmetry has been

proposed [10]:

$$\lambda \leq \frac{2\pi T}{1 - \left| \frac{\mu}{\mu_c} \right|}, \quad (2)$$

where μ is the chemical potential related to the global symmetry, and μ_c is a critical value above which the thermodynamical ensemble is not defined. The inequality (2) is conjectured for $\mu \ll \mu_c$ and relaxes the bound (1). Our purpose is to test this generalization.

Several analyses have been devoted to check Eq. (1) using the AdS/CFT correspondence [11–13], adopting a dual geometry with a black hole, identifying T with the Hawking temperature, for example in [14, 15]. In particular, the heavy quark-antiquark pair, described holographically by a string hanging in the bulk with end points on the boundary [16–19], has been studied in this context [20–22]. For this system λ is the Lyapunov exponent characterizing the chaotic behavior of time-dependent fluctuations around the static configuration.

To test the generalized bound (2) one has to include the chemical potential in the holographic description. In QCD, a $U(1)$ global symmetry is connected to the conservation of the baryon number. A dual metric has been identified with the AdS Reissner-Nordstrom (RN) metric for a charged black-hole. We can use such a background for testing Eq. (2).

The discussion of the 5d AdS -RN metric as a dual geometry for a thermal system with conserved baryon number can be found, e.g., in [23, 24]. The metric is defined by the line element

$$ds^2 = -r^2 f(r) dt^2 + r^2 d\vec{x}^2 + \frac{1}{r^2 f(r)} dr^2, \quad (3)$$

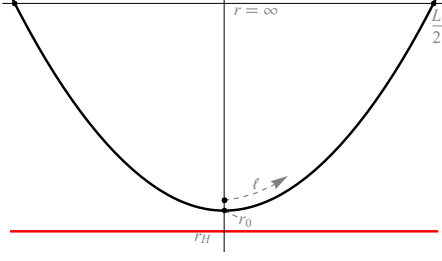


FIG. 1. Profile of the static string for the $Q\bar{Q}$ system. r_0 is the position of the tip of the string, r_H the position of the horizon, L the distance between the end points on the boundary.

with r the radial bulk coordinate and

$$f(r) = 1 - \frac{r_H^4}{r^4} - \frac{\mu^2 r_H^2}{r^4} + \frac{\mu^2 r_H^4}{r^6}. \quad (4)$$

The geometry has an outer horizon located at $r = r_H$, and the Hawking temperature is

$$T_H = \frac{r_H}{\pi} \left(1 - \frac{\mu^2}{2r_H^2} \right). \quad (5)$$

The constant $\mu \leq \sqrt{2}r_H$ in (4) is interpreted as the baryon chemical potential of the boundary theory, and is holographically related to the charge \hat{Q} of the RN black-hole: $\hat{Q} = \mu^2/r_H^2$.

The gravity dual of the heavy quark $Q\bar{Q}$ system at finite temperature and chemical potential is a string in the background (3),(4) with the endpoints on the boundary (Fig. 1). To investigate the onset of chaos for this system focusing on the effects of the chemical potential, we use the same approach adopted in [20] for the system at $\mu = 0$, to shed light on the differences with respect to the case of vanishing chemical potential.

II. GENERALITIES OF THE SUSPENDED STRING IN A GRAVITY BACKGROUND

The AdS -RN metric in (3) belongs to a general class of geometries described by the line element

$$ds^2 = -g_{tt}(r)dt^2 + g_{xx}(r)d\bar{x}^2 + g_{rr}(r)dr^2. \quad (6)$$

The dynamics of a string in such a background is governed by the Nambu-Goto action

$$S = -\frac{1}{2\pi\alpha'} \int d\tau d\sigma \sqrt{\det(g_{MN} \partial_a X^M \partial_b X^N)}, \quad (7)$$

with $a, b = (\tau, \sigma)$ and α' the string tension. g_{MN} is the metric tensor in (6), X^M are the $5d$ coordinates and the derivatives are with respect to the worldsheet coordinates τ and σ .

We denote by r_0 the position of the tip of the string as shown in Fig. 1, and l the proper distance measured along the string starting from r_0 . Choosing $\tau = t$ and $\sigma = l$ (l -gauge), for a static string laying in the $x-r$ plane with $X^M = (t, x(l), 0, 0, r(l))$ the Nambu-Goto action reads:

$$S = -\frac{\mathcal{T}}{2\pi\alpha'} \int_{-\infty}^{\infty} dl \sqrt{F^2(r) \dot{x}^2(l) + G^2(r) \dot{r}^2(l)}, \quad (8)$$

where $\dot{x} = \frac{\partial x}{\partial l}$ and $\dot{r} = \frac{\partial r}{\partial l}$, $F^2(r) = g_{tt}(r)g_{xx}(r)$ and $G^2(r) = g_{tt}(r)g_{rr}(r)$. For the metric (3) one has $F^2(r) = r^4 f(r)$ and $G(r) = 1$.

x is a cyclic coordinate, hence:

$$\dot{x}(l) = \pm \frac{\dot{r}(l)}{\sqrt{\frac{r^4 f(r)}{r_0^4 f(r_0)} (r^4 f(r) - r_0^4 f(r_0))}}. \quad (9)$$

The solution of equation (9) is obtained considering that

$$dl^2 = g_{xx}(r) dx^2 + g_{rr}(r) dr^2. \quad (10)$$

For the unit vector $t^M = (0, \dot{x}(l), 0, 0, \dot{r}(l))$ tangent to the string at the point with coordinate l the relation holds:

$$\begin{aligned} g_{MN} t^M t^N &= g_{xx}(r) \dot{x}^2(l) + g_{rr}(r) \dot{r}^2(l) \\ &= r^2 \dot{x}^2(l) + \frac{1}{r^2 f(r)} \dot{r}^2(l) = 1. \end{aligned} \quad (11)$$

Including this constraint in Eq. (9) gives

$$\dot{r} = \pm \frac{\sqrt{r^4 f(r) - r_0^4 f(r_0)}}{r} \quad (12)$$

$$\dot{x} = \pm \frac{\sqrt{r_0^4 f(r_0)}}{r^3 \sqrt{f(r)}}. \quad (13)$$

The function $r(l)$ for the static string can be computed integrating Eq. (12).

The dependence of L , the distance between the string endpoints on the boundary, on r_0 is obtained:

$$L(r_0) = 2 \int_{r_0}^{\infty} dr \frac{r_0^2 \sqrt{f(r_0)}}{r^2 \sqrt{f(r)} \sqrt{r^4 f(r) - r_0^4 f(r_0)}}. \quad (14)$$

The energy of the string configuration

$$E(r_0) = \frac{1}{\pi\alpha'} \int_{r_0}^{\infty} dr \frac{r^2 \sqrt{f(r)}}{\sqrt{r^4 f(r) - r_0^4 f(r_0)}} \quad (15)$$

diverges and needs to be regularized. A possible prescription is to subtract the bare quark masses, interpreted as the energy of the string consisting in two straight lines from the boundary to the horizon,

$$m_Q = \frac{1}{2\pi\alpha'} \int_{r_H}^{\infty} dr, \quad (16)$$

obtaining

$$E_{Q\bar{Q}}(r_0) = \frac{1}{\pi\alpha'} \left(\int_{r_0}^{\infty} dr \frac{r^2 \sqrt{f(r)}}{\sqrt{r^4 f(r) - r_0^4 f(r_0)}} - \int_{r_H}^{\infty} dr \right). \quad (17)$$

The function $E_{Q\bar{Q}}$ can be expressed vs L . For the metric in Eq. (4), the distance $L(r_0)$ has a maximum L_{max} , and all values $L \in [0, L_{max}]$ are obtained for two positions r_0 . Also the function $E_{Q\bar{Q}}(r_0)$ has a maximum, which decreases and is reached earlier as μ increases. For each value of the chemical potential there is a value of r_0 above which there is one energy value indicating a stable string configuration. Below such r_0 , as shown in Fig. 2, the $E_{Q\bar{Q}}(L)$ is not single valued: for each L there are profiles identified by different r_0 , with different energies, corresponding to stable and unstable configurations.

III. SQUARE STRING

As suggested in [20], a simple model suitable for an analytical treatment of the time-dependent perturbations is a square string in the AdS -RN background geometry (3), depicted in Fig. 3. The model describes quite well a string near the horizon, as shown in Fig. 4 where the profile of the string approaching the horizon is drawn.

It is convenient to work in the r -gauge ($\tau = t$ and $\sigma = r$). The embedding functions for a string in the

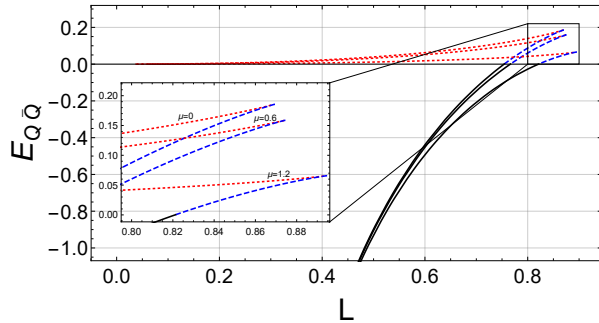


FIG. 2. Double valued $E_{Q\bar{Q}}(L)$ for $r_H = 1$ and $\mu = 0, 0.6, 1.2$. The inset is an enlargement of the $L \simeq 0.8$ range.

$x-r$ plane are $X^M = (t, x(t, r), 0, 0, r)$, and the NG action reads

$$S = -\frac{1}{2\pi\alpha'} \int dt dr \sqrt{1 + \dot{x}^2 \left(r^4 f(r) - \frac{1}{f(r)} \dot{r}^2 \right)}. \quad (18)$$

For a static string $X^M = (t, x(r), 0, 0, r)$ this reduces to

$$S = -\frac{\mathcal{T}}{2\pi\alpha'} \int dr \sqrt{r^4 f(r) \dot{x}^2 + 1}. \quad (19)$$

In the case of the square profile, Eq. (19) is determined integrating along the three sides of the string. The result can be regularized:

$$S^{reg} = -\frac{\mathcal{T}}{2\pi\alpha'} \left(L r_0^2 \sqrt{f(r_0)} - 2(r_0 - r_H) \right), \quad (20)$$

where L still denotes the distance between the end-points on the boundary. For r_0 near the horizon the energy

$$E = -\frac{S^{reg}}{\mathcal{T}} \quad (21)$$

has a local maximum, hence upon small perturbations the string departs toward an equilibrium configuration. The stationary point for E is determined solving

$$2L r_0 \sqrt{f(r_0)} + \frac{r_0^2 L}{2\sqrt{f(r_0)}} \frac{\partial f(r_0)}{\partial r_0} - 2 = 0. \quad (22)$$

For the metric function $f(r)$ in (4), expanding the l.h.s. of Eq. (22) for $r_0 \rightarrow r_H$ gives:

$$r_{0,sol} = \frac{r_H (L^2 (2r_H^2 + 11\mu^2) - 8)}{2L^2 (2r_H^2 + 5\mu^2) - 8}. \quad (23)$$

Moreover, expanding for $L \rightarrow 0$ at $\mathcal{O}(L^2)$ gives

$$r_{0,sol} = r_H \left(1 + \frac{L^2}{8} (2r_H^2 - \mu^2) \right). \quad (24)$$

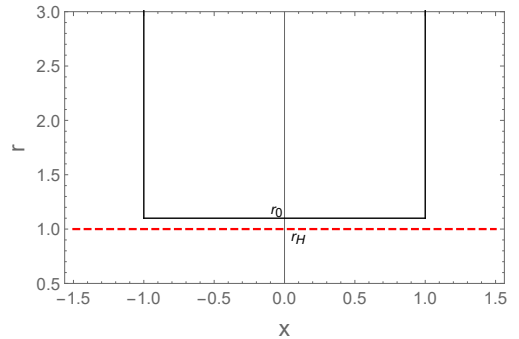


FIG. 3. Square string near the horizon, with $r_H = 1$, $r_0 = 1.1$ and $L = 2$.

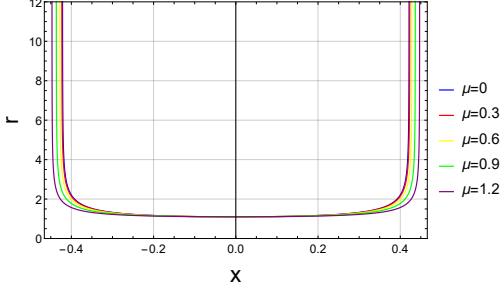


FIG. 4. String profile for $r_H = 1$, $r_0 = 1.1$ and different values of the chemical potential μ .

We now consider a fluctuating string described by the action (18), and introduce a small time-dependent perturbation $\delta r(t)$ to the static solution, $r_0(t) = r_{0,sol} + \delta r(t)$: indeed, for the square string a per-

turbation makes time-dependent the position r_0 of the bottom side. The regularized action is given by

$$S^{reg} = -\frac{1}{2\pi\alpha'} \int dt \left\{ L \sqrt{r_0^4 f(r_0) - \frac{1}{f(r_0)} \dot{r}_0^2} - 2(r_0 - r_H) \right\}. \quad (25)$$

The Lagrangian

$$\mathcal{L} = L \sqrt{r_0^4 f(r_0) - \frac{1}{f(r_0)} \dot{r}_0^2} - 2(r_0 - r_H) \quad (26)$$

can be expanded around $r_{0,sol}$ to second order in $\delta r(t)$:

$$\begin{aligned} \mathcal{L} \approx & -2r_{0,sol} + 2r_H + L r_{0,sol}^2 \sqrt{f(r_{0,sol})} + \delta r(t) \left(-2 + 2L r_{0,sol} \sqrt{f(r_{0,sol})} + \frac{L r_{0,sol}^2 f'(r_{0,sol})}{2\sqrt{f(r_{0,sol})}} \right) \\ & + L \delta r(t)^2 \left(\sqrt{f(r_{0,sol})} + \frac{r_{0,sol} f'(r_{0,sol})}{\sqrt{f(r_{0,sol})}} - \frac{r_{0,sol}^2 f'(r_{0,sol})^2}{8f(r_{0,sol})^{3/2}} + \frac{r_{0,sol}^2 f''(r_{0,sol})}{4\sqrt{f(r_{0,sol})}} \right) \\ & - \delta \dot{r}(t)^2 \frac{L}{2r_{0,sol}^2 f(r_{0,sol})^{3/2}}, \end{aligned} \quad (27)$$

and the equation of motion for $\delta r(t)$ reads:

$$\begin{aligned} \delta \ddot{r}(t) \frac{L}{r_{0,sol}^2 f(r_{0,sol})^{3/2}} + L \delta r(t) \left(2\sqrt{f(r_{0,sol})} + \frac{2r_{0,sol} f'(r_{0,sol})}{\sqrt{f(r_{0,sol})}} - \frac{r_{0,sol}^2 f'(r_{0,sol})^2}{4f(r_{0,sol})^{3/2}} + \frac{r_{0,sol}^2 f''(r_{0,sol})}{2\sqrt{f(r_{0,sol})}} \right) \\ - 2 + 2L r_{0,sol} \sqrt{f(r_{0,sol})} + \frac{L r_{0,sol}^2 f'(r_{0,sol})}{2\sqrt{f(r_{0,sol})}} = 0. \end{aligned} \quad (28)$$

This equation is solved by

$$\delta r(t) = A \exp(\lambda t) + B \exp(-\lambda t). \quad (29)$$

The coefficient λ , our Lyapunov exponent, determines the time growth of the perturbation. It is given by:

$$\begin{aligned} \lambda = & \frac{r_{0,sol}}{2} \left(-8f(r_{0,sol})^2 + r_{0,sol}^2 f'(r_{0,sol})^2 \right. \\ & \left. - 2r_{0,sol} f(r_{0,sol}) (4f'(r_{0,sol}) + r_{0,sol} f''(r_{0,sol})) \right)^{1/2}. \end{aligned} \quad (30)$$

Expanding $f(r_{0,sol})$, $f'(r_{0,sol})$ and $f''(r_{0,sol})$ at second order in L we have:

$$\lambda = 2r_H \left(1 - \frac{\mu^2}{2r_H^2} \right) \left(1 - \frac{L^2}{4} (2r_H^2 - \mu^2) \right) \quad (31)$$

and, using Eq. (5):

$$\lambda = 2\pi T_H \left(1 - \frac{L^2}{2} \pi T_H r_H \right). \quad (32)$$

The exponent λ saturates the bound (1) at the lowest order in L . The $\mathcal{O}(L^2)$ gives a negative correction. No effect of the chemical potential is found, but for the one encoded in T_H through Eq. (5).

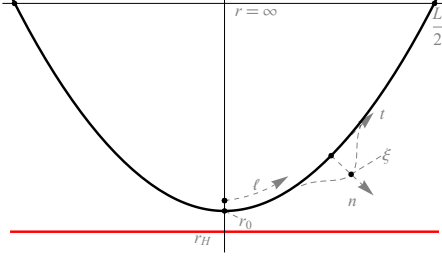


FIG. 5. Perturbation along the direction orthogonal to the string in each point with coordinate l .

IV. PERTURBED STRING

To study the onset of chaos in a more realistic configuration, we perturb the static solution of a string near the black-hole horizon by a small time-dependent effect.

There are different ways to introduce a small time-dependent perturbation. We follow [20], and perturb the string along the orthogonal direction at each point with coordinate l in the $r-x$ plane, as in Fig. 5. For the unit vector $n^M = (0, n^x, 0, 0, n^r)$ orthogonal to t^M we have:

$$g_{rr}(r) (n^r)^2 + g_{xx}(r) (n^x)^2 = 1 \quad (33)$$

$$\dot{r}(l) g_{rr}(r) n^r + \dot{x}(l) g_{xx}(r) n^x = 0. \quad (34)$$

The solution for the components n^x and n^r is

$$n^x(l) = \sqrt{\frac{g_{rr}}{g_{xx}}} \dot{r}(l) \quad , \quad n^r(l) = -\sqrt{\frac{g_{xx}}{g_{rr}}} \dot{x}(l) \quad (35)$$

for an outward perturbation, as in Fig. 5. Introducing a time-dependent perturbation $\xi(t, l)$ along n one has:

$$\begin{aligned} r(t, l) &= r_{BG}(l) + \xi(t, l) n^r(l), \\ x(t, l) &= x_{BG}(l) + \xi(t, l) n^x(l), \end{aligned} \quad (36)$$

with $r_{BG}(l)$ and $x_{BG}(l)$ the static solutions obtained integrating Eqs. (12) and (13).

To describe the dynamics of the perturbation (assuming it is small), we expand the metric function around the static solution $r_{BG}(l)$ to the third order in $\xi(t, l)$.

To the third order in ξ the NG action involves a quadratic and a cubic term. The quadratic term has the form:

$$\begin{aligned} S^{(2)} &= \\ \frac{1}{2\pi\alpha'} \int dt \int_{-\infty}^{\infty} dl &\left(C_{tt} \dot{\xi}^2 + C_{ll} \xi'^2 + C_{00} \xi^2 \right), \end{aligned} \quad (37)$$

with C_{tt} , C_{ll} and C_{00} depending on l . For the metric in Eq. (3) with a generic metric function $f(r)$ the coefficients C_{tt} , C_{ll} and C_{00} read:

$$\begin{aligned} C_{tt}(l) &= \frac{1}{2r_{BG}\sqrt{f(r_{BG})}}, \\ C_{ll}(l) &= -\frac{1}{4C_{tt}(l)}, \\ C_{00}(l) &= \frac{1}{4r_{BG}^3 f(r_{BG})^{3/2}} \left\{ \left(-2r_{BG}^4 f(r_{BG})^2 (2f(r_{BG}) + r_{BG} f'(r_{BG})) \right) \right. \\ &\quad \left. + r_0^4 f(r_0) \left(4f(r_{BG})^2 + r_{BG}^2 f'(r_{BG})^2 + r_{BG} f(r_{BG}) (f'(r_{BG}) - r_{BG} f''(r_{BG})) \right) \right\}. \end{aligned} \quad (38)$$

The coefficients depend on l through $r_{BG}(l)$. Their expressions for the AdS -RN metric are:

$$\begin{aligned}
C_{tt}(l) &= \frac{r_{BG}^2}{2\sqrt{(r_{BG}^2 - r_H^2)(r_{BG}^4 + r_{BG}^2 r_H^2 - r_H^2 \mu^2)}}, \\
C_{ll}(l) &= -\frac{1}{4C_{tt}(l)}, \\
C_{00}(l) &= \left(r_0^6 r_{BG}^2 (r_{BG}^{12} - 10r_{BG}^6 r_H^4 \mu^2 - 2r_H^8 \mu^4 + 4r_{BG}^8 r_H^2 (r_H^2 + \mu^2) + 4r_{BG}^2 r_H^6 \mu^2 (r_H^2 + \mu^2) - r_{BG}^4 r_H^4 (r_H^2 + \mu^2)^2) \right. \\
&\quad + r_{BG}^2 r_H^4 \mu^2 (r_{BG}^{12} - 10r_{BG}^6 r_H^4 \mu^2 - 2r_H^8 \mu^4 + 4r_{BG}^8 r_H^2 (r_H^2 + \mu^2) + 4r_{BG}^2 r_H^6 \mu^2 (r_H^2 + \mu^2) \\
&\quad - r_{BG}^4 r_H^4 (r_H^2 + \mu^2)^2) - r_0^2 (r_{BG}^{18} - 3r_{BG}^6 r_H^8 \mu^4 - 2r_H^{12} \mu^6 - 6r_{BG}^8 r_H^6 \mu^2 (r_H^2 + \mu^2) \\
&\quad \left. + 3r_{BG}^2 r_H^{10} \mu^4 (r_H^2 + \mu^2) + 3r_{BG}^{10} r_H^4 (r_H^2 + \mu^2)^2) \right) \frac{1}{r_0^2 r_{BG}^8 \left((r_{BG}^2 - r_H^2)(r_{BG}^4 + r_{BG}^2 r_H^2 - r_H^2 \mu^2) \right)^{3/2}}. \quad (39)
\end{aligned}$$

The equation of motion from (37) is

$$C_{tt} \ddot{\xi} + \partial_l (C_{ll} \dot{\xi}) - C_{00} \xi = 0. \quad (40)$$

For $\xi(t, l) = \xi(l) e^{i\omega t}$ this corresponds to

$$\partial_l (C_{ll} \dot{\xi}) - C_{00} \xi = \omega^2 C_{tt} \xi, \quad (41)$$

a Sturm-Liouville equation with weight function $W(l) = -C_{tt}(l)$. We solve Eq. (41) for different values of r_0 and μ , imposing the boundary conditions $\xi(l) \xrightarrow{l \rightarrow \pm\infty} 0$. The two lowest eigenvalues ω_0^2 and ω_1^2 , varying r_0 and μ , are collected in Table I, and in one case the eigenfunctions $e_0(l)$ and $e_1(l)$ are depicted in Fig. 6.

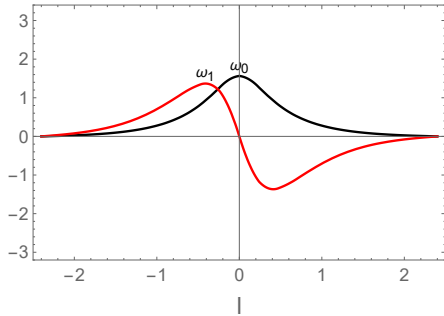


FIG. 6. Eigenfunctions $e_0(l)$ (black line) and $e_1(l)$ (red line) of Eq. (41) for $r_0 = 1.172$ and $\mu = 0.6$.

There are negative values of ω_0^2 , corresponding to an unstable sector. For $\mu = 0$ the system is stabilized as r_0 increases, with the tip of the string departing from the BH horizon: ω_0^2 becomes positive for $r_0 \geq 1.177$. Fixing $r_0 = 1.1$, the lowest lying state

is stabilized increasing the chemical potential μ , and ω_0^2 is positive for $\mu \geq 1.2$. The dependence of ω_0^2 and ω_1^2 on r_0 and μ is shown in Fig. 7, together with the line demarcating the regions of negative and positive values of ω_0^2 .

The perturbation can be expanded in terms of the first two eigenfunctions e_0 and e_1 ,

$$\xi(t, l) = c_0(t) e_0(l) + c_1(t) e_1(l), \quad (42)$$

with the time dependence dictated by the coefficient functions $c_0(t)$ and $c_1(t)$. Up to a surface term, the cubic action has the expression:

$r_0 = 1.1$			$r_0 = 1.172$		
μ	ω_0^2	ω_1^2	μ	ω_0^2	ω_1^2
0	-1.370	7.638	0	-0.064	10.458
0.3	-1.235	7.418	0.3	-0.005	10.239
0.6	-0.870	6.748	0.6	0.148	9.574
0.9	-0.388	5.605	0.9	0.324	8.428
1.2	0.006	3.938	1.2	0.397	6.735
$r_0 = 1.18$			$r_0 = 5$		
μ	ω_0^2	ω_1^2	μ	ω_0^2	ω_1^2
0	0.071	10.754	0	81.726	275.477
0.3	0.124	10.537	0.3	81.706	275.458
0.6	0.258	9.874	0.6	81.648	275.400
0.9	0.406	8.733	0.9	81.551	275.303
1.2	0.449	7.046	1.2	81.415	275.168

TABLE I. Eigenvalues ω_0^2 and ω_1^2 of Eq. (41) changing the values of r_0 and μ .

$$S^{(3)} = \frac{1}{2\pi\alpha'} \int dt \int_{-\infty}^{\infty} dl \left\{ D_0 \xi^3 + D_1 \xi \dot{\xi}^2 + D_2 \xi \dot{\xi}^2 \right\}, \quad (43)$$

with $D_{0,1,2}$ functions of l . This reads, expanding the perturbation $\xi(t, l)$ as in Eq. (42):

$$S^{(3)} = \frac{1}{2\pi\alpha'} \int dt \int_{-\infty}^{\infty} dl \left\{ \left(D_0 e_0^3 + D_1 e_0 \dot{e}_0^2 \right) c_0^3(t) + \left(3D_0 e_0 \dot{e}_1^2 + D_1 (2\dot{e}_0 e_1 \dot{e}_1 + e_0 \dot{e}_1^2) \right) c_0(t) \dot{c}_1^2(t) + D_2 \left(e_0 \dot{e}_1^2 c_0 \dot{c}_1^2 + e_0^3 \dot{e}_1^2 c_0 \dot{c}_0^2 + 2e_0 \dot{e}_1^2 \dot{c}_0 c_1 \dot{c}_1 \right) \right\}. \quad (44)$$

Upon integration on l , an action for $c_0(t)$ and $c_1(t)$ is obtained summing $S^{(2)}$ and $S^{(3)}$:

$$S^{(2)} + S^{(3)} = \frac{1}{2\pi\alpha'} \int dt \left[\sum_{n=0,1} (\dot{c}_n^2 - \omega_n^2 c_n^2) + K_1 c_0^3 + K_2 c_0 c_1^2 + K_3 c_0 \dot{c}_0^2 + K_4 c_0 \dot{c}_1^2 + K_5 \dot{c}_0 c_1 \dot{c}_1 \right]. \quad (45)$$

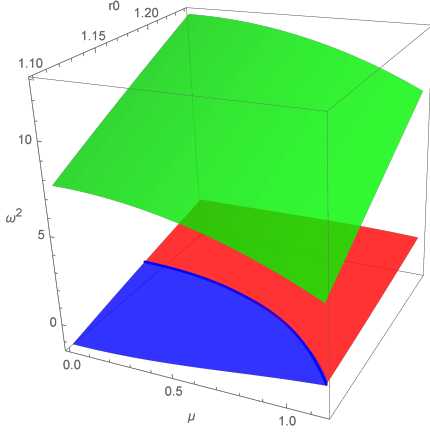


FIG. 7. Eigenvalues ω_0^2 and ω_1^2 vs r_0 and μ . The green surface corresponds to ω_1^2 , the red and blue surface to ω_0^2 . The dark blue line demarcates the (blue) region of negative ω_0^2 from the (red) region of positive ω_0^2 .

The coefficients $K_{1,\dots,5}$ depend on r_0 and μ , and are collected in Tab. II choosing a set of values for such quantities.

As one can numerically test, in cases corresponding to negative values of ω_0^2 the action describes the motion of c_0 and c_1 in a trap, and in some regions within the potential the kinetic term is negative. As suggested in [20], it is useful to replace $c_{0,1} \rightarrow \tilde{c}_{0,1}$ in the action, with $c_0 = \tilde{c}_0 + \alpha_1 \tilde{c}_0^2 + \alpha_2 \tilde{c}_1^2$ and $c_1 = \tilde{c}_1 + \alpha_3 \tilde{c}_0 \tilde{c}_1$, neglecting $\mathcal{O}(\tilde{c}_i^4)$ terms, setting the constants α_i to ensure the positivity of the kinetic term. We set the constants $\alpha_1 = -2$, $\alpha_2 = -0.5$ and $\alpha_3 = -1$, slightly different from [20]. The replacement stretches the potential stabilizing the time evolution: the dynamics is not affected, and a chaotic behaviour shows up also in the transformed system.

The onset of chaos can be investigated construct-

ing Poincaré sections. We show the sections defined by $\tilde{c}_1(t) = 0$ and $\dot{\tilde{c}}_1(t) > 0$ for bounded orbits within the trap. In the case $r_H = 1$, $r_0 = 1.1$ and increasing μ , such sections are collected in Fig. 8. For \tilde{c}_0 near zero the orbits are scattered points depending on the initial conditions. On the other hand, increasing μ the points in the plot form more regular paths: the effect of switching on the chemical potential is to mitigate the chaotic behavior.

For $\mu = 1.2$ and $r_0 = 1.1$ the eigenvalue ω_0^2 becomes positive and the orbits form tori, as one can see in Fig. 9. Moving further away from the horizon, the Poincaré plots for the string dynamics show regular

$r_0 = 1.1$	μ	K_1	K_2	K_3	K_4	K_5
	0	11.36	21.72	10.58	3.37	6.73
	0.6	7.22	16.76	9.98	3.44	6.88
	1.2	0.81	5.84	8.29	3.64	7.28
$r_0 = 1.172$	μ	K_1	K_2	K_3	K_4	K_5
	0	7.63	20.61	8.17	2.69	5.39
	0.6	5.13	17.30	8.04	2.81	5.62
	1.2	0.86	9.30	7.81	3.22	6.44
$r_0 = 1.18$	μ	K_1	K_2	K_3	K_4	K_5
	0	7.36	20.64	8.00	2.65	5.29
	0.6	4.97	17.45	7.90	2.76	5.53
	1.2	0.88	9.69	7.76	3.18	6.36
$r_0 = 5$	μ	K_1	K_2	K_3	K_4	K_5
	0	-15.01	560.52	7.44	2.84	5.67
	0.6	-14.88	560.57	7.44	2.84	5.67
	1.2	-14.49	560.73	7.46	2.84	5.69

TABLE II. K coefficients in Eq. (45) changing the values of r_0 and μ .

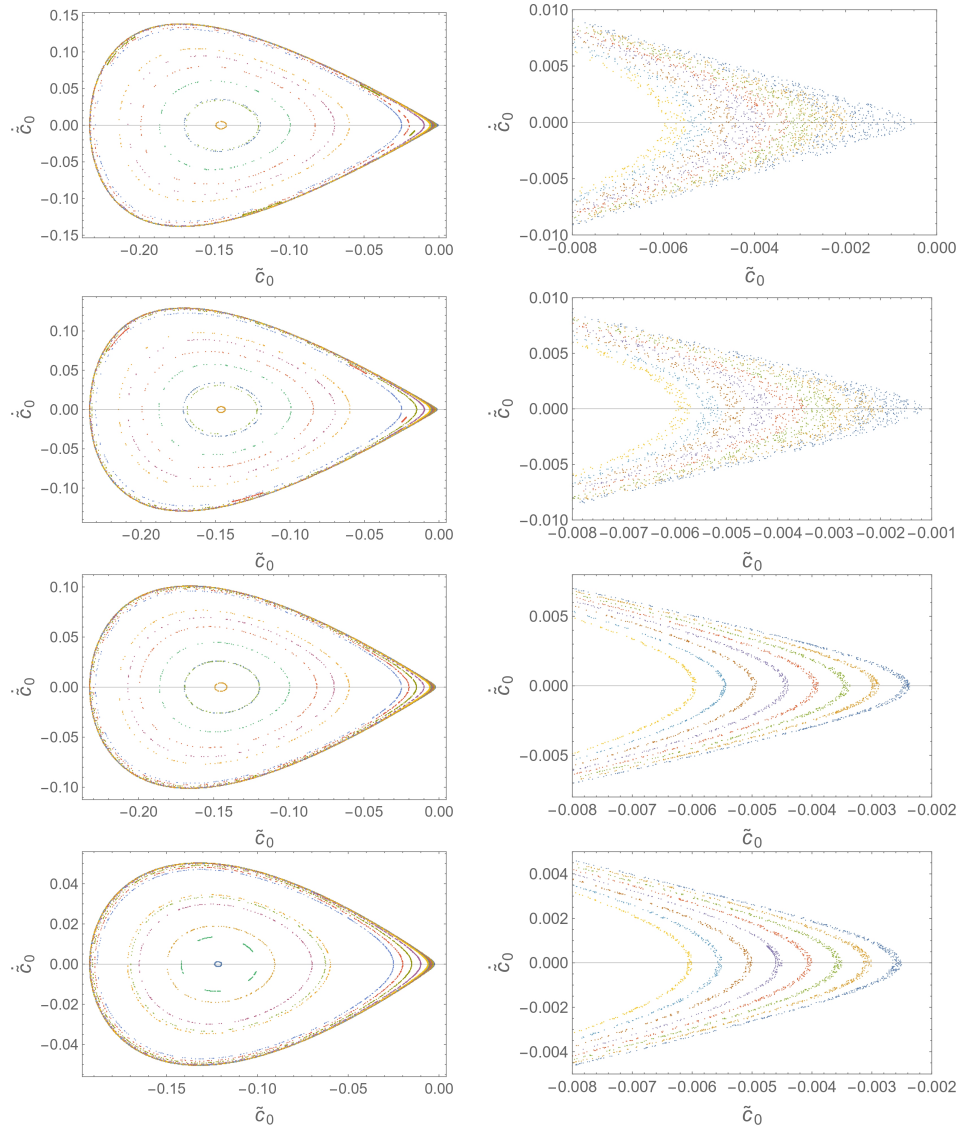


FIG. 8. Poincaré sections for a time-dependent perturbed string, obtained changing the initial conditions, with $r_0 = 1.1$ and increasing the chemical potential: $\mu = 0$ (top row), $\mu = 0.03$ (second row), $\mu = 0.06$ (third row) and $\mu = 0.09$ (bottom row), for $\tilde{c}_1 = 0$ and $\tilde{c}_1 \geq 0$. The plots in the right column enlarge the corresponding ones in the left column in the range of small $\tilde{c}_0, \dot{\tilde{c}}_0$.

orbits regardless of μ .

The Lyapunov exponents in the four dimensional c_0, c_1 phase space can be computed for the different values of r_0 and μ using the numerical method in [25]. The results are shown in Figs. 10 and 11. Focusing on the system with $r_0 = 1.1$, we have evaluated the convergency plots of the four Lyapunov coefficients, one for each direction of the phase space, varying μ from $\mu = 0$ to $\mu = 1.2$. The cases $\mu = 0$ and $\mu = 0.6$ are displayed in Fig. 10, the other cases are similar. The largest Lyapunov exponent behaves as an exponentially decreasing oscillating function, which can be extrapolated to large number of time steps as shown

in Fig. 11. The values resulting from the fit decrease as μ increases: the effect of the chemical potential is to soften the dependence on the initial conditions, making the string less chaotic.

To investigate the behaviour for different r_0 , we have computed the Lyapunov coefficients for $r_0 = 5$, away from the horizon, and μ up to $\mu = 1.2$. The convergency plots show a rapid convergence of all Lyapunov coefficients towards zero. The result of the fit for large time steps, for different values of μ is in the same Fig. 11.

To summarize, the Poincaré plots show that chaos is produced in the proximity of the BH horizon, and

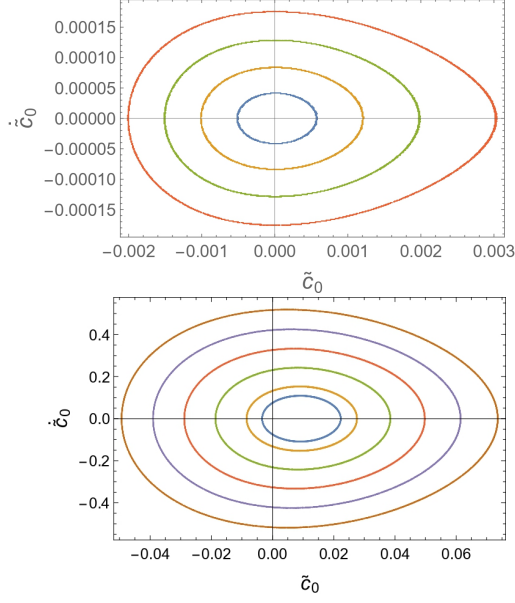


FIG. 9. Poincaré section in the case $r_0 = 1.1$, $\mu = 1.2$, energy $E = 1 \times 10^{-5}$ with 8×10^3 time steps (top panel), $r_0 = 5$, $\mu = 0$ and energy $E = 1 \times 10^{-3}$ (bottom panel).

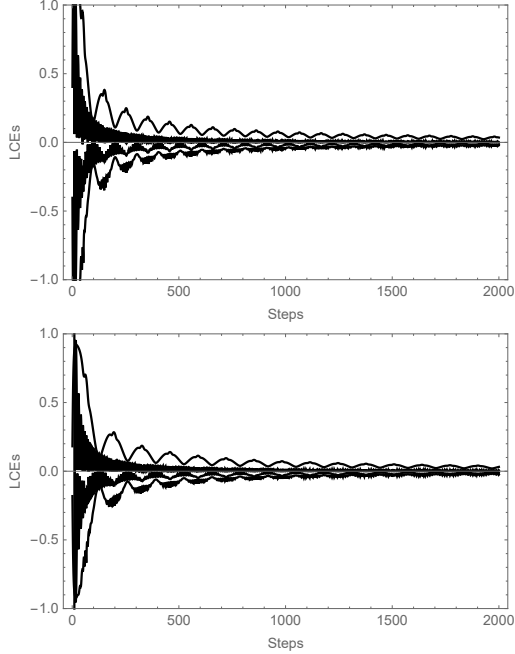


FIG. 10. Convergency plots of the four Lyapunov exponents (LCEs) in the case of a string with $r_0 = 1.1$, $\mu = 0$ (top panel) and $\mu = 0.6$ (bottom panel), and 2×10^3 time steps.

that the dynamics of the string is less chaotic as the chemical potential increases. This is confirmed by the behavior of the largest Lyapunov coefficient. In all cases the bound Eq. (1) is satisfied: for example,

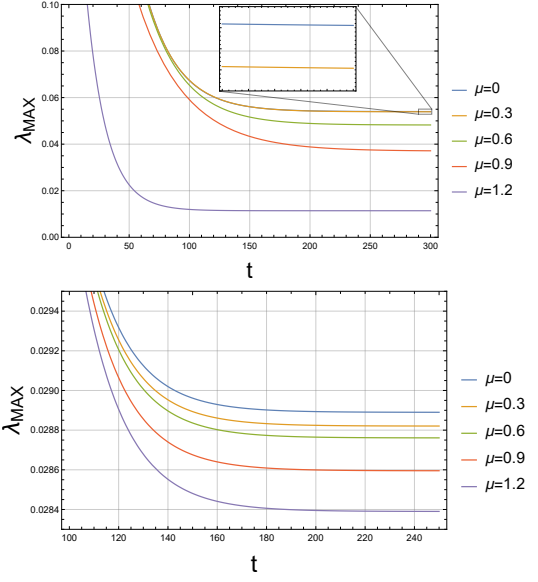


FIG. 11. Fit of the largest Lyapunov coefficient λ_{MAX} for $r_0 = 1.1$ (top) and $r_0 = 5$ (bottom), varying μ . The local maxima of plots as in Fig. 10 are fitted.

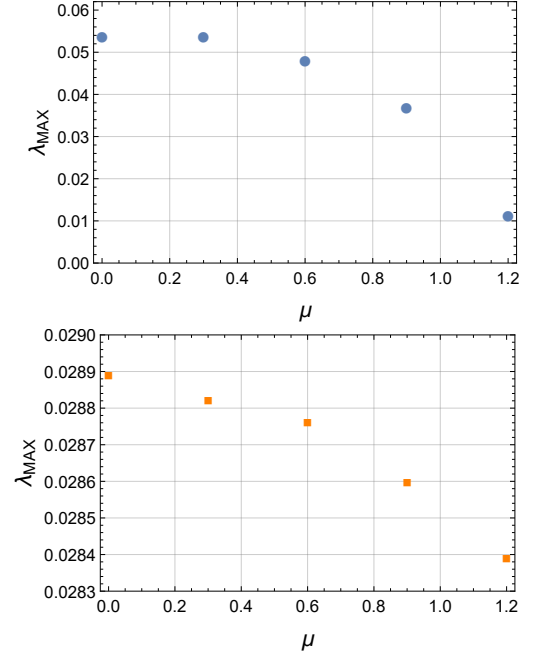


FIG. 12. Largest Lyapunov exponent λ_{MAX} vs μ , for the tip position $r_0 = 1.1$ (top) and $r_0 = 5$ (bottom panel).

for a system with $r_0 = 1.1$ and $\mu = 0.6$ we have $\lambda \simeq (2.7 \times 10^{-2}) \times 2\pi T_H$, close to the value computed for $\mu = 0$ in [20]. There are no indications of a relaxed bound as foreseen by Eq. (2).

V. GEOMETRY WITH A DILATON

It is interesting to study a different background, a modification of the AdS-RN with the introduction of a warp factor, used to implement a confining mechanism in holographic models of QCD breaking the conformal invariance [26]. The line element is defined as

$$ds^2 = e^{-\frac{c^2}{r^2}} \left(-r^2 f(r) dt^2 + r^2 d\bar{x}^2 + \frac{1}{r^2 f(r)} dr^2 \right), \quad (46)$$

with the same metric function $f(r)$ in Eq. (4). The Hawking temperature is in Eq. (5) and does not depend on the dilaton parameter c . The warp factor mainly affects the IR small r region, and the geometry becomes asymptotically AdS_5 in the UV $r \rightarrow \infty$ region. Introducing a dilaton factor has been used, in a bottom-up approach, to study features of the QCD phenomenology at finite temperature and baryon density, namely the behaviour of the quark and gluon condensates increasing T and μ , the phase diagram, the in-medium broadening of the spectral functions of two-point correlators [24, 27–29].

The analysis for a time-dependent perturbation of the static string in this background can be carried out following the previously adopted procedure. For the square string in the background (46), the Lyapunov exponent computed at $\mathcal{O}(L^2)$ reads:

$$\lambda = 2\pi T_H \left(1 - \frac{L^2}{2} \pi T_H r_H \left(1 + \frac{c^2}{r_H^2} \right) \right). \quad (47)$$

This expression fulfils the bound (1).

To study the dependence of chaos on the dilaton parameter c , we inspect the Poincaré plots and compute the Lyapunov exponents. The Poincaré section for $r_H = 1$, $r_0 = 1.1$, $\mu = 0$ and $c = 1$ is shown in Fig. 13. For small values of \tilde{c}_0 , $\dot{\tilde{c}}_0$ the

section shows patterns hinting for a less chaotic system as the constant c increases. This is confirmed by the Poincaré plot for $c = 2$, which shows regular orbits also in the phase space region of small \tilde{c}_0 and $\dot{\tilde{c}}_0$. That increasing c the string is less chaotic can also be inferred from Fig. 14, where the Lyapunov coefficient for the string with $r_H = 1$, $r_0 = 1.1$, $\mu = 0$ and a few values of c is drawn: the exponent monotonically decreases vs c .

VI. CONCLUSIONS

The investigation of a holographic dual of the heavy quark-antiquark system confirms the bounds (1) also in the case of finite baryonic chemical potential. Increasing μ the system is less chaotic. This agrees with the conclusion obtained considering the charged particle motion in the RN AdS background, for which a reduction of the chaotic behaviour is observed increasing the chemical potential [30].

Decrease in chaoticity is also observed for a thermal background involving a dilaton warp factor. Even though our analysis is limited to small perturbations around the static string configuration, such conclusions are robust; it seems unlikely that a numerical study of large fluctuations around the static profile, analogous to the one carried out in [20], would lead to different results. The conclusion is that the bound (1) continues to hold in the case of finite chemical potential.

A possible extension of our analysis concerns the interplay between chaos and time-dependent background geometry, namely the hydrodynamic metric worked out in [31–34]. It would be interesting to establish the existence of a bound analogous to Eq. (1) also in these cases.

Acknowledgements.

We thank F. Giannuzzi, A. Mirizzi and S. Nicotri for discussions. This study has been carried out within the INFN project (Iniziativa Specifica) QFT-HEP.

-
- [1] J. Maldacena, S. H. Shenker, and D. Stanford, JHEP **08**, 106 (2016), arXiv:1503.01409 [hep-th].
 - [2] Y. Sekino and L. Susskind, JHEP **10**, 065 (2008), arXiv:0808.2096 [hep-th].
 - [3] L. Susskind, “Addendum to Fast Scramblers,” (2011), arXiv:1101.6048 [hep-th].
 - [4] S. H. Shenker and D. Stanford, JHEP **03**, 067 (2014), arXiv:1306.0622 [hep-th].
 - [5] S. H. Shenker and D. Stanford, JHEP **05**, 132 (2015), arXiv:1412.6087 [hep-th].
 - [6] A. Kitaev, Breakthrough Prize Fundamental Physics Symposium 11/10/2014, KITP seminar (2015).
 - [7] J. Polchinski, (2015), arXiv:1505.08108 [hep-th].
 - [8] L. Susskind, (2018), arXiv:1802.01198 [hep-th].
 - [9] A. R. Brown, H. Gharibyan, A. Streicher, L. Susskind, L. Thorlacius, and Y. Zhao, Phys. Rev. D **98**, 126016 (2018), arXiv:1804.04156 [hep-th].
 - [10] I. Halder, (2019), arXiv:1908.05281 [hep-th].
 - [11] J. M. Maldacena, Phys. Rev. Lett. **80**, 4859 (1998), arXiv:hep-th/9803002.

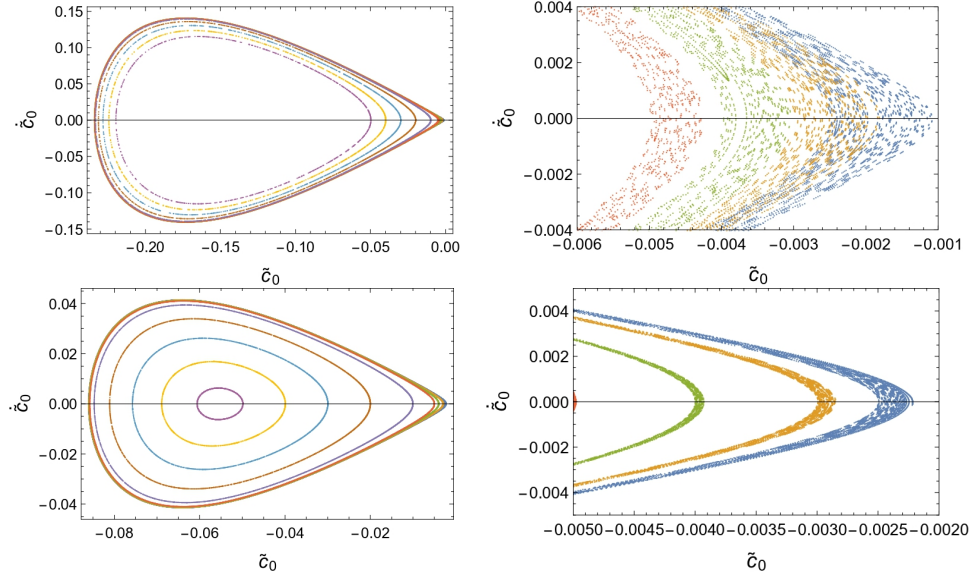


FIG. 13. Top panels: Poincaré section for the perturbed string in the background geometry with warp factor (46), for $r_0 = 1.1$, $\mu = 0$ and parameter of the dilaton $c = 1$, energy $E = 1 \times 10^{-5}$ and 8×10^3 time steps (left plot). The right plot enlarges the left one in the small \tilde{c}_0 , $\dot{\tilde{c}}_0$ region. The bottom panels correspond to $c = 2$.

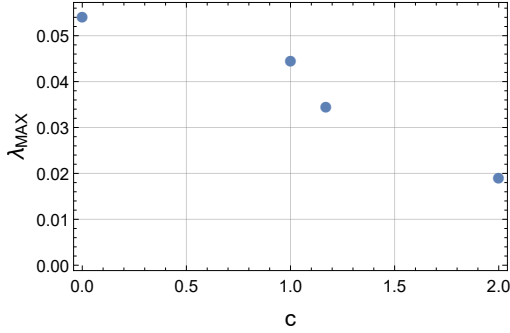


FIG. 14. Largest Lyapunov exponent for $r_0 = 1.1$ and $\mu = 0$, increasing the dilaton constant c .

- [12] E. Witten, Adv. Theor. Math. Phys. **2**, 253 (1998), arXiv:hep-th/9802150 [hep-th].
- [13] S. Gubser, I. R. Klebanov, and A. M. Polyakov, Phys. Lett. B **428**, 105 (1998), arXiv:hep-th/9802109.
- [14] J. de Boer, E. Llabrs, J. F. Pedraza, and D. Vegh, Phys. Rev. Lett. **120**, 201604 (2018), arXiv:1709.01052 [hep-th].
- [15] S. Dalui, B. R. Majhi, and P. Mishra, Phys. Lett. B **788**, 486 (2019), arXiv:1803.06527 [gr-qc].
- [16] S. D. Avramis, K. Sfetsos, and K. Siampos, Nucl. Phys. B **769**, 44 (2007), arXiv:hep-th/0612139.
- [17] S. D. Avramis, K. Sfetsos, and K. Siampos, Nucl. Phys. B **793**, 1 (2008), arXiv:0706.2655 [hep-th].
- [18] R. E. Arias and G. A. Silva, JHEP **01**, 023 (2010), arXiv:0911.0662 [hep-th].
- [19] C. Nunez, M. Piai, and A. Rago, Phys. Rev. D **81**, 086001 (2010), arXiv:0909.0748 [hep-th].
- [20] K. Hashimoto, K. Murata, and N. Tanahashi, Phys. Rev. D **98**, 086007 (2018), arXiv:1803.06756 [hep-th].
- [21] T. Ishii, K. Murata, and K. Yoshida, Phys. Rev. D **95**, 066019 (2017), arXiv:1610.05833 [hep-th].
- [22] T. Akutagawa, K. Hashimoto, K. Murata, and T. Ota, Phys. Rev. D **100**, 046009 (2019), arXiv:1903.04718 [hep-th].
- [23] B.-H. Lee, C. Park, and S.-J. Sin, JHEP **07**, 087 (2009), arXiv:0905.2800 [hep-th].
- [24] P. Colangelo, F. Giannuzzi, and S. Nicotri, Phys. Rev. D **83**, 035015 (2011), arXiv:1008.3116 [hep-ph].
- [25] M. Sandri, Mathematica Journal **6**, 78 (1996).
- [26] A. Karch, E. Katz, D. T. Son, and M. A. Stephanov, Phys. Rev. D **74**, 015005 (2006), arXiv:hep-ph/0602229 [hep-ph].
- [27] P. Colangelo, F. Giannuzzi, S. Nicotri, and V. Tangorra, Eur. Phys. J. C **72**, 2096 (2012), arXiv:1112.4402 [hep-ph].
- [28] P. Colangelo, F. Giannuzzi, and S. Nicotri, JHEP **05**, 076 (2012), arXiv:1201.1564 [hep-ph].
- [29] P. Colangelo, F. Giannuzzi, S. Nicotri, and F. Zuo, Phys. Rev. D **88**, 115011 (2013), arXiv:1308.0489 [hep-ph].
- [30] D. S. Ageev and I. Y. Aref'eva, JHEP **01**, 100 (2019), arXiv:1806.05574 [hep-th].
- [31] P. M. Chesler and L. G. Yaffe, Phys. Rev. Lett. **102**, 211601 (2009), arXiv:0812.2053 [hep-th].
- [32] P. M. Chesler and L. G. Yaffe, Phys. Rev. D **82**, 026006 (2010), arXiv:0906.4426 [hep-th].
- [33] L. Bellantuono, P. Colangelo, F. De Fazio, and F. Giannuzzi, JHEP **07**, 053 (2015), arXiv:1503.01977 [hep-ph].
- [34] L. Bellantuono, P. Colangelo, F. De Fazio, F. Gi-

annuzzi, and S. Nicotri, Phys. Rev. D **96**, 034031 (2017), arXiv:1706.04809 [hep-ph].