

# Analyzing and Mitigating Data Stalls in DNN Training

Jayashree Mohan<sup>†\*</sup>, Amar Phanishayee<sup>\*</sup>, Ashish Raniwala<sup>\*</sup>, Vijay Chidambaram<sup>†</sup>

<sup>\*</sup>Microsoft Research <sup>†</sup>University of Texas at Austin

## Abstract

We present the first comprehensive analysis of how the data pipeline affects the training of the widely used Deep Neural Networks (DNNs). We analyze nine models and four datasets while varying factors such as the amount of memory, number of CPU threads, etc. We find that in many cases, DNN training time is dominated by *data stall time*: time spent waiting for data to be fetched from storage and pre-processed. Based on our insights, we build CoordDL<sup>1</sup>, a novel data-loading library that accelerates DNN training by minimizing data stalls. CoordDL introduces three core techniques: coordinated pre-processing, partitioned caching, and DNN-aware software caching policy (minIO). CoordDL does not affect training accuracy, and does not require special hardware support. CoordDL accelerates multiple aspects of DNN training: hyperparameter search, single-server training, and multi-server training. Our experiments on a range of DNN tasks, models, datasets, and hardware configurations show that CoordDL accelerates hyperparameter search by upto 5.7 $\times$ , single-server training by upto 2 $\times$ , and multi-server training by upto 15 $\times$  compared to the state-of-the-art data loading library DALI on PyTorch.

## 1 Introduction

Machine learning has become pervasive in our lives. It is used both in user-facing applications and in the backend infrastructure. One class of machine-learning models, Deep Neural Networks (DNN), have gained importance as they allow us to tackle problems that were previously intractable, such as image classification [37, 53, 78], translation [84], speech recognition [35], video captioning [82], and even predictive health-care [80].

Training DNNs is resource-intensive and time-consuming. During training, the model predicts the output given training data; based on the output, the model’s weights are tuned. This happens iteratively, in many rounds called epochs. The training process uses configuration options called hyperparameters (HP) that influence the speed and quality of the learning process. So the first step in training a model is finding the optimal set of HP. HP search is typically performed by launching several parallel jobs with different hyperparameters, monitoring

their progress, and replacing poorly performing ones with new values, until the best hyperparameters are found. Once the hyperparameters are decided, DNN training is performed on a single GPU, single server with multiple GPUs, or across multiple servers in a cluster.

Training a DNN, especially in the distributed setting, involves all the different resources in a server from GPUs to networking. Researchers have tackled how to efficiently use these resources to reduce DNN training time, such as reducing communication overhead [36, 44, 59, 62, 85], GPU memory optimizations [24, 43, 72], and compiler-based operator optimizations [23, 46, 81]. However, the impact of storage systems, specifically the *data pipeline*, on DNN training has been relatively unexplored.

During DNN training, the data pipeline works as follows. Data items are first fetched from storage and then *pre-processed*. For example, for many important and widely-used classes of DNNs that work on images, audio, or video, there are several pre-processing steps: the data is first decompressed, and then random perturbations such as cropping the image or rotating it are performed to improve the model’s accuracy [68]. Pre-processing with the required random transformations has to be done for each epoch, while ensuring that each item in the dataset is processed exactly once per epoch. Once pre-processed, the data items are sent to the GPUs for processing. This data fetch and pre-processing is normally pipelined with the GPU computation. Ideally, the data pipeline should keep the GPUs continuously busy processing data; we term this GPU-bound. Unfortunately, DNN training is often IO-bound, bottlenecked by fetching the data from storage, or CPU-bound, bottlenecked by pre-processing data in memory. Collectively, we term these bottlenecks *data stalls* and differentiate between *prep stalls* (time spent pre-processing) and *fetch stalls* (time spent on IO).

**Contributions.** We present the first comprehensive analysis of data stalls across nine popular DNN models from three domains (image classification, object detection, and audio classification) and four datasets. We vary factors such as the storage media (hard disks and SSDs), amount of data that can be cached in memory, the number of CPU threads used to fetch and pre-process data, the number of GPUs, and GPU

<sup>\*</sup>Work done as part of MSR internship.

<sup>†</sup>Read Cordial

generation. We then analyze how these factors affect the data pipeline and DNN training. We find that the data pipelines in popular training frameworks like PyTorch and TensorFlow are inefficient, despite using state-of-the-art data-loading libraries like DALI [17] that reduce prep stalls using GPU-accelerated data pre-processing. We present CoordDL, a novel data loading library that accelerates DNN training by minimizing data stalls. CoordDL does not impact accuracy; training can sample as usual from the entire dataset, regardless of what is cached. CoordDL does not require specialized hardware, and runs over commodity networking and storage hardware. CoordDL addresses both fetch and prep stalls and accelerates several common training scenarios: HP search (by upto  $5.7\times$ ), single-server DNN training (by upto  $2\times$ ), and multi-server DNN training (by upto  $15\times$ ).

Performing an analysis of how the data pipeline impacts DNN training is challenging since DNN training has a high degree of concurrency; it is hard to isolate the time taken to perform a single task especially as data loading and preparation are pipelined with GPU computation. We develop a tool, DS-Analyzer, that uses differential analysis between runs (e.g., comparing a run where data is completely cached vs when data needs to be fetched from storage) to accurately identify data-stall bottlenecks.

Our analysis yields several interesting insights. First, a large number of DNN models, even computationally expensive ones like ResNet50 [37] and VGG11 [78], have data stalls. Second, these data stalls occur across frameworks such as PyTorch and TensorFlow. Third, some models like ResNet18 require more than three cores per GPU for pre-processing; these models have prep stalls even on ML-optimized hardware like DGX-2 [7]. Fourth, there is a large amount of redundant work done by the data pipeline during HP search and distributed training where the same data items are fetched and pre-processed by multiple jobs or multiple servers. Finally, when the dataset is larger than available memory, current caching policies used by DNN training frameworks are inefficient, resulting in high disk I/O with unwanted evictions in the Page Cache.

For example, consider a cluster of ML-optimized cloud servers with V100 GPUs and 500 GiB of memory [1]; 400GiB is allocated to cache the input dataset. We would like to train ResNet50 [37] using the 645 GiB OpenImages [55,76] dataset in PyTorch with DALI. When we perform HP Search for this model with eight jobs on a single server, a staggering 1.7 TiB of data ( $2.8\times$  the size of the entire dataset) is fetched from storage during *each* epoch because the data pipeline of each of the eight jobs fetches and pre-processes the dataset independently. After determining the hyperparameters, when we perform distributed training on 16 GPUs across two servers, in each epoch of training both servers process a random disjoint half of the dataset (so that they collectively process the entire dataset once per epoch). Despite enough memory across two servers (800 GiB) to cache the entire dataset, each server

fetches 119 GiB (from storage) per epoch when training, as the random data items being requested may not be cached locally at each server. If the server uses hard drives for storage, training incurs fetch stalls, causing the expensive GPU to be idle for 75% of the total training time.

Using the insights from our analysis as opportunities for improvement, we design and build CoordDL, a novel data loading library that accelerates DNN training by minimizing data stalls. CoordDL introduces three techniques to overcome data stall overheads. First, it introduces *coordinated prep*, which coordinates data fetch and pre-processing among concurrent HP search jobs. Coordinated prep takes advantage of the fact that all HP jobs are operating on the same data; all concurrent jobs can share one epoch’s worth of pre-processed data. In each epoch, data is fetched and pre-processed exactly once for all concurrent HP jobs, eliminating a significant amount of redundant work. Second, CoordDL introduces the novel MinIO software cache that is specialized for DNN training. MinIO exploits the unique data access pattern in DNN training to minimize the amount of data fetched from storage for training on a single server. Third, CoordDL introduces *partitioned caching*, where the dataset is partitioned and cached among the servers involved in distributed training for each job. On a local MinIO cache miss, data is fetched from the memory of a remote server (over the commodity TCP stack) rather than from local storage. The dataset is thus fetched from storage exactly once for the entire distributed training job.

We evaluate CoordDL on hyperparameter tuning, single-server, and multi-server distributed training scenarios. We compare CoordDL against PyTorch using DALI. We use cloud servers specialized for machine learning: 500 GB of DRAM, 24 CPU cores, 40Gbps Ethernet, eight GPUs (V100/1080Ti) and either SSD or hard disk. We use the OpenImages dataset [55, 76] for image classification and FMA dataset [29] for audio classification. For HP search on a single server with SSD, CoordDL accelerates training by  $5.6\times$  for the M5 audio model [27] and  $1.9\times$  for ResNet50. On a single server with SSDs and eight GPUs, CoordDL accelerates training of models such as ShuffleNet by up-to  $1.8\times$ . For distributed training with 16 GPUs across two servers, CoordDL accelerates training AlexNet by  $15\times$  on hard drives, and the M5 audio model training by  $2.9\times$  on SSDs.

The techniques in CoordDL can only help if the training is IO-bound or CPU-bound. If the model is GPU compute-intensive (e.g., language models such as Bert-L [31]), IO and CPU may not be the bottleneck, thus leaving little for CoordDL to do. Despite this limitation, we show via extensive experimentation on a wide range of DNN tasks, models, datasets, and hardware configurations that CoordDL significantly accelerates DNN training on commonly available ML optimized cloud servers. The problem of data stalls will only worsen with time as the size of data sets increase [15, 21, 55] and GPUs become faster [50]. To help practitioners predict and analyze data stalls, we extend DS-Analyzer to answer what-if

questions about data stalls in DNN training (*e.g.*, What would be the impact on data stalls if GPU compute speeds increase by  $2\times$ ?).

In summary, this paper makes the following contributions:

- The first comprehensive analysis of how the data pipeline affects DNN training (§3)
- The DS-Analyzer tool for performing differential analyses and answering what-if questions about the impact of the data pipeline on DNN training (§3.2)
- The design and implementation of the novel CoordL data loading library (§4)
- Evaluation showing the efficacy of CoordL in mitigating data stalls across a range of 3 tasks, 9 models, 4 datasets, and 2 different server configurations (§5)

## 2 Background

Deep Neural Networks (DNNs) are a class of ML models that automatically extract higher level features from the input data. The DNN is trained over multiple rounds termed *epochs*. Each epoch processes all items in the dataset exactly once, and consists of multiple *iterations*; each iteration processes a random, disjoint subset of the data termed a *minibatch*. The DNN is trained until a target accuracy is reached.

Training a DNN model to reach a given accuracy consists of two steps: (i) finding the optimal set of hyperparameters for the learning process, and (ii) running the learning algorithm until the desired accuracy is reached.

**Hyperparameter (HP) search.** There are many parameters for the learning algorithm that must be provided before the start of training. These hyperparameters influence the speed and quality of learning. Examples of hyperparameters are learning rate, its decay, dropout, and momentum. During the search process, we start several training jobs; each job trains the model with different hyperparameters, on each available GPU (or a distributed job across several GPUs); progress is checked after a few epochs and the worst-performing candidates are killed and replaced by new jobs with different hyperparameters that are chosen algorithmically [22, 32, 42, 56]. Tuning hyperparameters is crucial for generating DNN models that have high accuracy [69].

**Training the model to target accuracy.** The second step is to obtain models with high accuracy by training it with input data. The training process executes the following steps in each iteration of an epoch: 1) A minibatch of data items is fetched from storage. 2) The data items are pre-processed: *e.g.*, in image classification, data items are decompressed, and then randomly cropped, resized, and flipped. 3) The minibatch is then processed at the GPU to obtain the model’s prediction in a forward pass. 4) A loss function is used to determine how much the prediction deviates from the right answer; both weight and activation gradients are computed across the different layers of the DNN. 5) Weights in the model’s layers are updated using gradients computed in the backward pass.

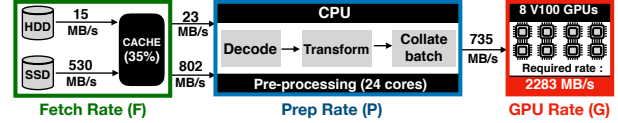


Figure 1: **Data Pipeline for ResNet18.** This figure shows the data pipeline with DALI for the ResNet18 model along with the throughput of each component in the pipeline. On a server with 8 V100 GPUs and 24 physical CPU cores, the overall throughput of the data pipeline is lower than the expected ingestion rate at the GPU, resulting in data stalls.

Ideally, most of the time in each epoch should be spent on Steps 3–5 (which we collectively term the *GPU compute time*), i.e., training is *GPU bound*. When performing multi-GPU training, individual GPUs (workers) exchange weight gradients with other workers before performing weight update. For this work, we roll the communication time for gradient exchange during multi-GPU training into computation time.

In most frameworks, data preparation (Steps 1 and 2) and GPU computation execute in a pipelined fashion; i.e., subsequent minibatches are *prefetched and pre-processed* by data preparation threads, using multiple CPU cores on the machine, as the GPU computes on the current minibatch of data. If the GPU is waiting for Steps 1–2 to happen, we term it a *data stall*. Specifically, if training is blocked on Step 1, we call it a fetch stall; the training is *I/O bound* in this case. Training blocked due to Step 2 is termed prep stall; this causes the training to be *CPU bound*. Data stalls cause the GPU to be idle, and must be minimized to increase GPU utilization.

The rate at which data items can be fetched from storage (Step 1) depends primarily on the storage media. The rate at which data items can be pre-processed (Step 2) depends upon the pre-processing operations and the number of CPU cores available for pre-processing.

**DALI : Fast Data Pipelining.** State-of-the-art data loading and pre-processing libraries like DALI can be used as a drop in replacement for the default dataloaders in frameworks like PyTorch, TensorFlow, or MxNet. DALI can accelerate data pre-processing operations on Nvidia GPUs using the NVjpeg image decoding library, and by GPU-accelerated data augmentation operations. DALI also prefetches and pipelines the data fetch and pre-processing with the GPU compute, similar to the default dataloader in PyTorch.

**Example.** Let us examine the data pipeline for the ResNet18 model. Figure 1 shows the data fetching and pre-processing pipeline for ResNet18, along with the throughput of various components in the pipeline. This experiment is run on a machine with eight V100 GPUs, and 24 CPU cores, a typical configuration for training machine-learning models. The raw data can be fetched from hard drives at 15 MB/s or from solid state drives at 530 MB/s. If we assume that 35% of the dataset is cached in DRAM, then the effective throughput

from the storage stack (assuming 35% of dataset fetched at memory bandwidth, and 65% fetched at disk bandwidth) is 802 MB/s. Pre-processing with 24 CPUs provides an overall throughput of 735 MB/s using DALI (or 1062MB/s if some pre-processing is offloaded to the GPU), far short of the 2283 MB/s required by the GPUs. As a result, the GPUs stall waiting for data to be fetched and pre-processed.

In general, if we prefetch data at rate  $F$ , pre-process it at rate  $P$  and perform GPU computation on it at rate  $G$ , then data stalls appear if  $G > \min(F, P)$ , i.e., GPU processes data at a rate faster than it can be prefetched or pre-processed. The fetch and prep stalls reported in this work are unmasked stall time; i.e., the stall time that shows up in the critical path, inspite of being pipelined with compute. From now on, we call data prefetching simply *fetch*, and pre-processing *prep*.

### 3 Analyzing Data Stalls

To understand data stalls in DNN training and the fundamental reasons why data stalls exist, we perform a comprehensive analysis on several DNNs by varying a number of factors, such as the number of GPUs, GPU generation, the size of the DRAM cache, the number of CPU threads etc. We present our major findings in this section, and show more analysis such as impact of batch size and higher CPU cores in Appendix.

#### 3.1 Methodology

**Models and Datasets.** We analyze **nine** state-of-the-art DNN models across three different tasks and four different datasets as shown in Table 1. This section focuses on the smaller ImageNet-1K dataset for image classification models. Evaluation with large datasets like ImageNet-22k and OpenImages is presented in Section §5. The image and audio classification models are taken from TorchVision [14] and TorchAudio [13] respectively; for object detection, we use NVIDIA’s official release of SSD300 v1.1 [9]. For all DNNs, we use the same pre-processing as in the original papers. Additionally, we evaluated data stalls on two language models; Bert-Large [31] on Wikipedia & BookCorpus dataset [89] for language modeling and GNMT [84] on WMT16 [20] (EN-De) dataset for translation. These models are GPU compute heavy and do not exhibit data stalls in our training environment (hence, results excluded from analysis); data stalls may show up in these models if GPUs get faster or the computation requirements for these models gets lower due to compact representations.

**Training environment.** All experiments are performed on PyTorch 1.1.0 using the state-of-the-art NVIDIA data loading pipeline, DALI. We have empirically verified that DALI’s performance is strictly better than PyTorch’s default data loader. We use two distinct server configurations for our analysis as shown in Table 2. Config-SSD-V100 has configuration closest to AWS p3.16xlarge [1] with gp2 storage [4], while Config-HDD-1080Ti is closest to AWS p2.8xlarge [2] with st1 storage [4]. Both our servers have 500GB DRAM, 24 phys-

Task	Model	Dataset (Size)
Image Classification	Shufflenetv2 [86]	ImageNet-22k [5] (1.3TB)
	AlexNet [53]	
	Resnet18 [37]	
	SqueezeNet [40]	OpenImages-Extended [55, 76] (645GB)
	MobileNetv2 [75]	
	ResNet50 [37]	
Obj Detection	VGG11 [78]	Imagenet-1k [73] (146GB)
	SSD+Res18 [60]	OpenImages [55] (561GB)
Audio Classify	M5 [27]	Free Music [29] (950GB)

Table 1: **Models and datasets used in this work.**

	GPU Config	GPU Mem(GB)	Storage Media	Rand Read (MBps)
SSD-V100	8xV100	32	SSD	530
HDD-1080Ti	8x1080Ti	11	HDD	15 – 50

Table 2: **Server configurations used in this work.** We use two representative ML optimized server SKUs; each server has 24 CPU cores, 500GiB DRAM, and 8 GPUs

ical CPU cores, and 8 GPUs per server. Both these server types are a part of internal clusters at a large cloud provider; they resemble publicly available cloud GPU SKUs [1, 2] as well as publicly available information on typical production cluster SKUs [6, 45].

**Training parameters.** For experiments on Config-SSD-V100, we use a batch size of 512 per GPU for all image classification models, 128 per GPU for SSD-Res18, 16 per GPU for M5 and perform weak scaling for distributed training (while ensuring that the global batch size is consistent with those widely used in the ML community). Since V100 GPUs have tensor cores, we use Apex mixed precision training with LARC (Layer-wise Adaptive Rate Clipping), and state-of-the art learning rate warmup schedules [34]. On Config-HDD-1080Ti, we use the maximum batch size that fits the GPU memory (less than 256 for all models) and perform full-precision training.

**Training metrics.** We run all the experiments presented here for three epochs, and report the average epoch time (or throughput in samples per second), ignoring the first epoch. Since we start with a cold cache in our experiments, first epoch is used for warmup. Measuring data stall time does not require training to accuracy; per-epoch time remains stable.

#### 3.2 Measuring data stalls using DS-Analyzer

We develop a standalone tool, *DS-Analyzer* that profiles data stalls in DNN training. Frameworks like PyTorch and TensorFlow provide an approximate time spent on data loading and pre-processing per minibatch, by simply placing timers in the training script. This is insufficient and inaccurate for two reasons. First, this technique cannot accurately provide



the split up of time spent in data fetch (from disk or cache) and pre-processing operations. To understand if the training is bottlenecked on I/O or CPU, it is important to know this split. Second, frameworks like PyTorch and libraries like DALI use several concurrent processes (or threads) to fetch and pre-process data; for a multi-GPU data parallel training job, a data stall in one of the data loading processes may reflect as GPU compute time for the other processes, because all GPU processes wait to synchronize weight updates at batch boundaries. Naively adding timers around data path does not provide accurate timing information. Therefore, DS-Analyzer uses a differential approach. DS-Analyzer runs in three phases;

1. **Measure ingestion rate.** First, DS-Analyzer pre-populates synthetic data at the GPUs and runs the job for a fixed number of epochs. This identifies the max data ingestion rate at the GPUs, with no fetch or prep stalls.
2. **Measure prep stalls.** Next, DS-Analyzer executes the training script with the given dataset by ensuring that the subset of data used is cached in memory, using all available CPU cores, and estimates the training speed. Since this run eliminates fetch stalls, any drop in throughput compared to (1) is due to prep stalls.
3. **Measure fetch stalls.** Finally, DS-Analyzer runs the training script by clearing all caches, and setting maximum cache size to a user-given limit, to account for fetch stalls. The difference between (2) and (3) is the impact of fetch stalls.

Additionally, DS-Analyzer collects low level metrics such as the throughput of the storage device, memory and network bandwidth, cache size, and memory utilization.

### 3.3 Data Stalls in DNN Training

Our analysis aims to answer the following questions:

- **Fetch Stalls.** When does the storage device (SSD/HDD) become a bottleneck for DNN training? (§3.3.1)
- **Prep Stalls.** When does data augmentation at the CPU become a bottleneck for DNN training? (§3.3.2)
- **Generality.** Do fetch and prep stalls exist in other training platforms like TensorFlow? (§3.3.3)

#### 3.3.1 When datasets cannot be fully cached

Datasets used for training DNNs are growing in size [15, 21, 55]. Even the ML-optimized cloud servers with 500GB DRAM can only cache 35% of ImageNet-22K, or 45% of the FMA dataset, or 65% of the OpenImages dataset. Popular datasets like ImageNet-1K cannot be fully cached on commonly used cloud SKUs like AWS p3.2xlarge, which has 61 GiB DRAM. When datasets don't fit in memory, and the fetch rate( $F$ ) < compute rate ( $\min(P, G)$ ), fetch stalls occur.

**Fetch stalls are common if the dataset is not fully cached in memory.** Figure 2 shows the percentage of per epoch time spent on I/O for nine different DNNs when 35%

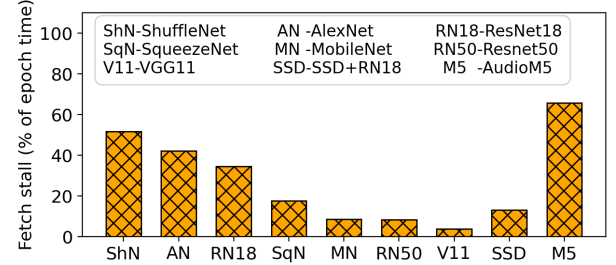


Figure 2: **Fetch stalls.** Several DNNs experience significant stalls waiting for I/O, when training on Config-SSD-V100 with 35% of their dataset cached.

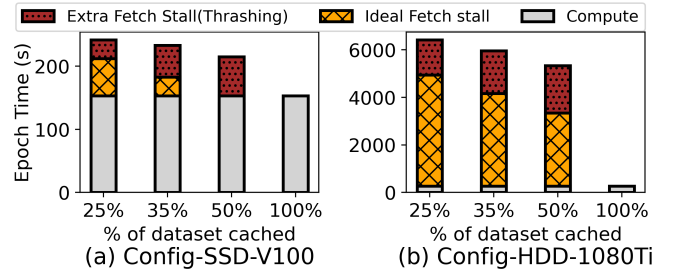


Figure 3: **ResNet18 with varying cache.** This stacked bar chart splits epoch time into time spent in compute, ideal fetch stalls, and the additional fetch stall due to thrashing.

of their respective datasets can be cached in memory on Config-SSD-V100. DNNs spend 10–70% of their epoch time on blocking I/O, despite pipelining and prefetching, simply because the compute rate is higher than fetch rate.

**OS Page Cache is inefficient for DNN training.** DNN training platforms like PyTorch, TensorFlow and libraries like DALI, rely on the operating system's Page Cache to cache raw training data in memory. Unfortunately, the OS Page Cache leads to thrashing as it is not efficient for DNN training. If 35% of the data can be cached, then an effective cache should provide 35% hits; instead, the Page Cache provides a lower hit rate. For a 146 GiB data set, each epoch should see only 65% of the dataset, or 95GiB, fetched from storage every epoch; the 20% difference is due to thrashing. Figure 3 shows the fetch stalls, including those due to thrashing, when using PyTorch with DALI. An effective cache for DNN training must eliminate thrashing to reduce fetch stalls to the minimum shown in Figure 3.

**Lack of coordination among caches leads to redundant I/O in distributed training.** In distributed training jobs, the data to be fetched and processed is divided randomly among servers. The division is random and changes every epoch. As a result, each server often has to fetch data from storage every epoch; this is done even if the required data item is cached in another server that is a part of the distributed training job. This lack of coordination among caches makes dis-

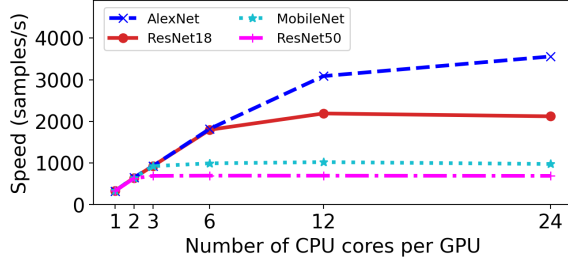


Figure 4: **Impact of CPU cores on training.** DNNs need between 3 – 24 cores per GPU to mask prep stalls.

tributed training storage I/O-bound. When training Resnet50 on ImageNet-1K (146GiB) across two servers having a total cache size of 150GiB, each server fetches 45GiB from storage in each epoch (despite the fact that the other server might have this data item in its cache). On Config-HDD-1080Ti, this leaves ResNet50 stalled on I/O for 75% of its epoch time.

**Lack of coordination in HP search results in redundant I/O.** HP search is performed by launching several parallel jobs with different HP on all available GPUs in a server [57]. All HP jobs access the same dataset in a random order in each epoch, resulting in cache thrashing and read amplification. When 8 single-GPU jobs are run in a server (35% cache), there is  $7\times$  read amplification per epoch (884 GiB read off storage compared to 125 GiB for one job), which slows down HP search on ResNet18 by  $2\times$  on Config-SSD-V100.

### 3.3.2 When datasets fit in memory

We now analyze the impact of CPU pre-processing on DNN training in the scenario where the entire dataset is cached in memory, thus eliminating fetch stalls due to storage I/O.

#### DNNs need 3–24 CPU cores per GPU for pre-processing.

Figure 4 shows how DNN training throughput changes as we vary the number of CPU pre-processing threads (per V100 GPU) for four models. For computationally complex models like ResNet50, 3 – 4 CPU cores per GPU is enough to prevent prep stalls; for computationally lighter models like ResNet18 or AlexNet, as many as 12 – 24 CPUs per GPU are needed to mask prep stalls. Since prep is CPU-intensive, using more threads (vCPUs) than the number of physical CPU cores does not help much; For a 8-GPU server with 32 CPU cores (64vCPUs), ResNet18 spends 37% of the epoch time on prep stalls (Appendix). Even on NVIDIA’s AI-optimized DGX-2, there are only three CPU cores per GPU; many models will have prep stalls on the DGX-2.

#### DALI is able to reduce, but not eliminate prep stalls.

DALI uses the GPU for pre-processing operations, and is thus able to reduce prep stalls, as shown in Figure 5 (a). The effectiveness of DALI depends on the GPU speed; for example, on the slower 1080Ti, DALI is able to eliminate prep stalls using three CPU threads and the GPU. On the faster

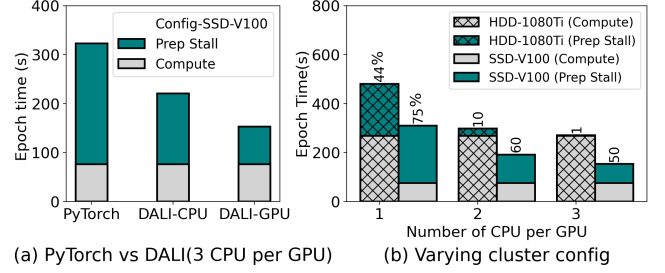


Figure 5: **8-GPU ResNet18 training.** Even with DALI, faster GPUs like V100 have upto 50% prep stalls.

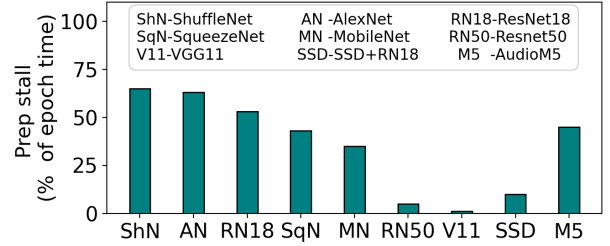


Figure 6: **Prep stall across DNNs.** This graph plots prep stall as a percentage of the epoch time, when training various DNNs across 8-GPUs on Config-SSD-V100. DNNs spend 5 – 65% of their epoch time on blocking prep.

% dataset cached (Size : 146GB)	8-GPU training Cache Miss	8-job HP search	
		Disk IO (GB)	Read amp
50%	91%	860	6.14×
35%	94%	1010	7.21×
25%	97%	1019	7.28×

Table 3: **Data stalls in Tensorflow.** The fundamental problems that result in data stalls-inefficient caching and thrashing due to lack of coordination in HP search, exist in TensorFlow.

V100 though, DALI still results in 50% prep stalls when using three CPU threads and the GPU. Figure 6 shows that our observations hold across different DNNs when training with eight GPUs each with 3 CPUs.

#### Redundant pre-processing in HP search results in high prep stalls.

During HP search, concurrent jobs process the same data. Currently, there is no coordination; if there are 8 HP jobs, the same data item is processed eight times. This is made worse by the fact that all HP jobs share the same set of CPU threads, leading to fewer CPU threads per GPU, and higher prep stalls. When 8 single-GPU ResNet18 HP jobs run on Config-SSD-V100, each job gets 3 CPU for prep and incurs a 50% prep stall as shown in Figure 6. Coordinating these HP search jobs on a single server can potentially eliminate prep stalls, as all available CPU (24 cores) can be used to prep the dataset exactly once per epoch and reused across jobs (Figure 4 shows ResNet18 requires 12 CPUs per GPU to eliminate prep stalls).

<i>Finding</i>	<i>CoordL Insights</i>
OS Page Cache is inefficient for DNN training due to thrashing	Optimize DNN cache to eliminate thrashing across epochs ( <i>MinIO</i> §4.1)
Lack of coordination among local caches lead to redundant I/O in distributed training across servers	Local caches of servers can be coordinated to fetch data from the remote cache to overcome storage I/O bottlenecks ( <i>Partitioned Cache</i> §4.2)
No coordination in HP search leads to redundant I/O & prep	HP search jobs must coordinate data fetch & prep ( <i>Coordinated Prep</i> §4.3)

Table 4: Key findings and implications of our analysis of data stalls

### 3.3.3 Data stalls exist across training frameworks

To generalize our findings on data stalls across different training platforms and data formats, we analyze the prep and fetch stalls in TensorFlow using the binary TFRecord format. Unlike PyTorch, TensorFlow does not store training data as small individual raw files. Instead, it shuffles the small random files, serializes them, and stores them as a set of files (100-200MB each) called TFRecords. TFRecords make reads more sequential. Training platforms like MXNet also use a similar serializing technique for data called RecordIO [61].

Table 3 shows the percentage of misses in the Page Cache for a 8-GPU training job and the IO amplification due to lack of coordination in HP search. Similar to PyTorch, TensorFlow can also use DALI’s GPU based pre-processing and exhibit prep stalls similar to PyTorch. TensorFlow’s TFRecord format results in 40% higher cache misses than the ideal because, the sequential access nature of TFRecords is at odds with LRU cache replacement policy of the Page Cache, resulting in a pathological case for LRU. The lack of co-ordination in HP jobs results in upto  $7.2\times$  read amplification; although all jobs read the same 140 GiB dataset, the total disk I/O was 1.1 TB.

### 3.3.4 Analysis summary

Table 4 summarizes our key findings pertaining to data stalls across DNN training frameworks, models, and hardware configurations. Our analysis also highlights that data stalls are a consistent problem across both TensorFlow and PyTorch.

## 3.4 What-if analysis with DS-Analyzer

While all the experiments in §3.3 are run on physical servers, we extend DS-Analyzer to help a user simulate these experiments without having to run all different configurations on physical servers. DS-Analyzer profiles the given model once on the server; using the metrics collected, it can answer what-if questions such as, how much cache does the model need to mask fetch stalls, how many CPU cores should each GPU use to eliminate prep stalls, and so on. This is a powerful means of analyzing whether throwing more hardware at the problem will solve the issue of data stalls. For instance, if training is dominated by fetch stalls (bottlenecked on disk bandwidth), then increasing the number of CPU cores on the machine has no benefit; either DRAM capacity has to be increased, or the disk must be replaced with a higher bandwidth one. Similarly, if the training job is bottlenecked on prep, then increasing DRAM has no effect on training time. DS-Analyzer is useful in scenarios like this, to predict the performance of a model as we scale up CPU, memory, or storage.

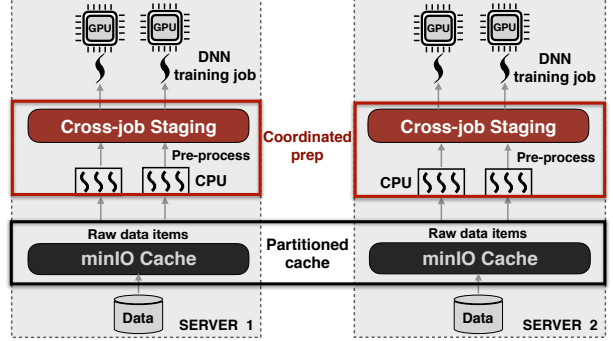


Figure 7: **Architecture of CoordL.** Raw data items from the local storage are cached in the MinIO cache. Multiple CPU threads fetch items from the local (or remote) MinIO cache, pre-process and create minibatches, which are then staged for sharing across jobs, if there are multiple jobs.

We evaluate DS-Analyzer’s what-if analysis on both our server configurations with image classification models for different cache sizes. The recommendations made by DS-Analyzer were within 4% of the empirical results (detailed example in Appendix).

## 4 CoordL: Coordinated Data Loader

We present the design and implementation of CoordL, a coordinated data loading library for DNN training on commodity servers. CoordL uses available CPU and memory resources efficiently to reduce DNN training time by minimizing data stalls.

**Overview.** CoordL coordinates fetching data from storage, pre-processing data, and creating minibatches for DNN training. Using insights from our analysis (Table 4), CoordL minimizes fetch and prep stalls using three core techniques. First, CoordL uses the novel MinIO software cache that exploits the data-access pattern of DNN training workloads to eliminate cache thrashing. Second, CoordL coordinates the local MinIO caches of individual servers during distributed training; if there is a cache miss in a server’s MinIO cache, CoordL fetches data preferentially from a remote MinIO cache rather than local storage. Finally, CoordL introduces the novel coordinated-prep technique, that coordinates fetch and prep of data items across all concurrent jobs in a server, if they operate on the same dataset (such as in HP search).

The overall architecture of CoordL is shown in Figure 7. The training dataset resides on a local storage device like SSD or HDD. If the data resides on a remote storage service, the data is cached in local storage when it is first accessed [54].

For all later epochs, the data is fetched from local storage. In each training iteration, a minibatch of data must be fetched from disk (or cache), pre-processed to apply random transformations and collated to a tensor that can be copied over to the GPU for DNN computation. CoordDL manages its own MinIO cache of the raw data items (before any stochastic pre-processing transformations are applied). The data sampling and randomization is unmodified; in each epoch, every minibatch is sampled randomly from the dataset. Every data item is then subjected to the random pre-processing pipeline specified in the training workload. The prepared minibatch is then placed in a cross-job staging area for consumption by the GPU. If a single data-parallel job is running across multiple GPUs in a server, then the minibatches in the staging are used exactly once per epoch and discarded; if there are concurrent HP jobs on a server, then the staging area retains minibatches until each concurrent job has used it exactly once in the current epoch. Any minibatch that satisfies this criteria is evicted from the staging area to make way for newer batches.

We now discuss CoordDL’s three core techniques in detail.

#### 4.1 The MinIO cache

DNNs suffer from fetch stalls if the dataset cannot be fully cached in memory and has to be fetched from the storage during training (§3.3). Recall from Fig 1 that fetch stalls occur when the rate of data fetch is lower than the rate of compute (despite prefetching and pipelining data fetch with compute). When fetch stalls occur, training proceeds at the rate at which uncached data items can be fetched from storage; therefore it is important to minimize the amount of data fetched from storage in each epoch. MinIO tackles this problem by ensuring that every item in the cache is used effectively in each epoch; thereby minimizing the amount of disk IO per epoch to the ideal minimum.

DNN training has a unique data access pattern: it is *repetitive across epochs* and *random within an epoch*. Training is split into epochs: each epoch accesses all the data items in the dataset exactly once in a random order.

Currently, DNN training platforms rely on the OS Page Cache to cache training data. Every data item read from the storage device is cached in the Page Cache to speed up future accesses. When the Page Cache reaches its capacity, a *cache replacement policy* decides which of the existing items to evict to make space for the new one. Linux uses a variant of Least Recently Used (LRU) for cache replacement [33].

However, we make a key observation about the DNN access pattern that is at odds with such cache replacement policies. *All* data items in the dataset have equal probability of access in an epoch. Therefore, it is *not important* which data item is cached. Instead, it is crucial that cached items are not replaced *before* they are used, to minimize storage I/O per epoch.

Therefore, MinIO recommends a simple and unintuitive solution; *items, once cached, are never replaced* in the DNN cache. MinIO works as follows. In the first epoch of the

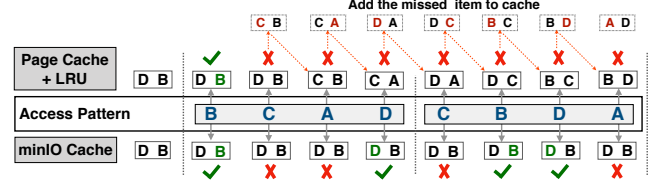


Figure 8: **Cache hits with MinIO.** Cache activity for two “epochs” of training for page cache and MinIO.

training job, MinIO caches random data items as they are fetched from storage, to populate the cache. Once the cache capacity is reached, MinIO will not evict any items in the cache; instead, the requests to other data items default to storage accesses. The items in the MinIO cache survive across epochs until the end of the training job. Every epoch beyond the first gets exactly as many hits as the number of items in the cache; this reduces the per-epoch disk I/O to the difference in the size of dataset and the cache.

Figure 8 contrasts the caching policy of the OS Page Cache and MinIO. Consider a dataset of size 4 (with items A – D) and a cache of size 2 (50% cache). Let’s say after warmup, the cache has two items D and B. Figure 8 shows the state of the cache for two training epochs. MinIO only incurs capacity misses per epoch (here 2); the Page Cache on the other hand, can result in anywhere between 2-4 misses per epoch because of thrashing. For instance, in the first epoch, D is in the cache to begin with, but kicked out to make way for a new item C, and later in the same epoch it is requested again (thrashing). We empirically verified this using large datasets and varying cache sizes (§5) and found that Page Cache results in close to 20% more misses than MinIO due to thrashing.

MinIO’s no replacement policy simplifies the design of the cache as we do not need bookkeeping about the access time or frequency of data items; if we were to implement a replacement policy, such metadata needs to be tracked. The strength of MinIO thus lies in its simplicity and effectiveness.

#### 4.2 Partitioned Caching

MinIO reduces the amount of disk I/O (fetch stalls) in single-server training. In distributed training, the dataset is partitioned and processed by a group of servers. Each server operates on a random shard of the dataset per epoch.

The MinIO cache is not efficient in this setting. For example, consider a distributed training job across two servers, each of which can cache 50% of the dataset. In every epoch, each server has to process a random 50% partition of the dataset, some of which may be hits in the local MinIO cache but the misses result in storage I/O, which is expensive and results in fetch stalls.

We observe that the cross-node network bandwidth in publicly available cloud GPU instances and our clusters(10-40 Gbps) is upto 4× higher than the read bandwidth of local SATA SSDs (530 MBps). Data transfer over commodity TCP stack is much faster than fetching a data item from its lo-



cal storage, on a cache miss. Therefore, CoorDL introduces partitioned caching across the DRAM of all servers in the distributed job. While MinIO ensures that each epoch gets maximum hits in the cache, partitioned cache further reduces fetch stalls by increasing the rate at which uncached data items are fetched.

Partitioned caching works as follows. In the first epoch, the dataset is sharded across all servers, and each server populates its local MinIO cache with data items in the shard assigned to it. At the end of the first epoch, CoorDL collectively caches a part of the dataset of size equal to the sum of capacities of individual MinIO caches. To route data fetch requests to the appropriate server, CoorDL maintains metadata about data items present in each server’s cache. Whenever a local cache miss happens in the subsequent epoch at any server, the item is first looked up in the metadata; if present, it is fetched from the respective server over TCP, else from its local storage.

If the aggregate memory on the participating servers is large enough to cache the entire dataset, then partitioned caching ensures that there is no storage I/O on any server beyond the first epoch; the entire dataset is fetched exactly once from disk in the duration of distributed training. Partitioned caching scales well as we distribute training across a large number of servers, by caching replicas of the dataset if there is more distributed memory than required for the dataset.

### 4.3 Coordinated Prep

Hyperparameter (HP) search for a model involves running several concurrent training jobs, each with a different value for the HP and picking the best performing one. Our analysis shows that co-locating HP search jobs on the same server results in both fetch and prep stalls (§3) due to lack of coordination in data fetch and prep among these jobs.

CoorDL introduces *coordinated prep* to address this issue. Each job in the HP search operates on the same data; hence, instead of accessing data items independently for each job, they can be coordinated to fetch and prep the dataset exactly once per epoch. Each epoch is completed in a synchronized fashion by all HP jobs; as a result, pre-processed minibatches created by one job can be reused by all concurrent jobs.

Coordinating HP search jobs must be done carefully to ensure this invariant holds: *each job processes the entire dataset exactly once per epoch*. A naive way of doing this is to pre-process the dataset once and reuse across all HP jobs and all epochs. This approach will not work for two reasons. First, reusing pre-processed data across epochs may result in lower accuracy, as the random transformations are crucial for learning. Second, the pre-processed items are 5–7× larger in size when compared to the raw data items. Caching pre-processed items will overflow the system memory capacity quickly. If we store them on storage, we may incur fetch stalls.

Coordinated prep addresses these challenges by staging pre-processed minibatches in memory for a short duration *within an epoch*. Since each job has identical per-minibatch

processing time, the minibatch is short lived in the staging area. Coordinated prep works as follows.

Each HP search job on a server receives a random shard of the dataset when they start. Each job fetches and pre-processes the assigned shard, creating minibatches as they would normally do. When ready, these minibatches are exposed to the other jobs in the cross-job staging area. This is a memory region that is accessible to all running jobs on the server. Additionally, each minibatch has a unique ID and an associated atomic counter that tracks how many jobs have used this minibatch so far in the current epoch. When a job needs a minibatch for GPU processing, it retrieves it from the staging area and updates its usage counter. A minibatch is deleted from the staging area when it is used exactly once by all running jobs, as we want to ensure that it is not used across epochs. We empirically show in §5 that the addition of cross-job staging area does not introduce additional memory overhead.

Thus, coordinated prep ensures one sweep over the dataset per epoch for both data fetch and pre-processing, eliminating redundant work. Note that coordinated prep allows addition or removal of jobs only at epoch boundaries; this is not an issue because popular HP search algorithms evaluate the objective function (for e.g., accuracy), and make decisions on terminating or continuing the job at epoch boundaries [42, 56]

**Handling job failures and terminations.** The progress of each HP search job in CoorDL is dependent on the progress of all other running jobs, because each job is responsible for pre-processing a shard of the dataset. Therefore, if one of the jobs is killed by the user in the middle of an epoch, or terminates abruptly, all other jobs may stall waiting for minibatches that the job was responsible for preparing. To address this, CoorDL uses a failure detection module to monitor the status of running jobs.

Every prepared minibatch fetched from the staging area has an associated timeout. If any job times out waiting for a minibatch in the staging area, it notifies the driver process of a possible failure. All the jobs can deterministically identify which job failed to populate the batch it is waiting on. CoorDL’s failure detection module verifies if the reported job is alive or dead; if alive, it issues a broadcast to all the jobs to retry fetching the minibatch from staging area, else it spawns a new process to resume data loading for the shard that failed.

### 4.4 Implementation

We implement CoorDL by adding 1.5K lines of C++ code to DALI. Cross-batch staging is implemented as a binding between DALI and PyTorch in 935 lines of Python code. We implement DS-Analyzer in Python with 1.1K LOC. We have also implemented our techniques in the native PyTorch data loader (Py-CoorDL- details and evaluation in Appendix).

CoorDL uses file-backed shared memory to share data among jobs. The partitioned cache uses TCP connections to fetch data; connections are created on startup and kept alive for the duration of the job. The job failure detection module

uses an initial timeout that is 10 times the duration of an iteration(batch). Empirically, for all models we tested on, this duration was sufficient to mask the minor differences in the per-batch duration across jobs.

CoorDL can be used as a drop-in replacement to either native PyTorch dataloader, or DALI, with no modifications to the training script. Using DS-Analyzer requires about 10 – 15 lines of additions to the DNN training script.

## 5 Evaluation

We now evaluate the efficacy of CoorDL on three different aspects of the training process: hyperparameter tuning, multi-GPU training on a single server, and distributed training across multiple servers. We evaluate our techniques on **nine** models, performing **three** different ML tasks (image classification, object detection and audio classification) on four different datasets, each over 500GB as shown in Table 1. Since DALI strictly outperforms PyTorch DL, we use DALI (best of CPU or GPU based prep) as the baseline in our experiments.

**Experimental setup.** We evaluate CoorDL on two representative server configurations (Tbl 2) each with 500 GiB DRAM, 24 CPU cores, 40 Gbps Ethernet, eight GPUs, and 1.8 TiB of storage space. Config-SSD-V100 uses V100 GPUs and a SATA SSD, while Config-HDD-1080Ti uses 1080Ti GPUs and a magnetic hard drive. Config-SSD-V100 is similar to the AWS p3.16xlarge instance [1], while Config-HDD-1080Ti is similar to the AWS p2.8xlarge instance [2]. We use the same training methodology we used for analysis (§3.1).

We seek to answer the following questions:

- How does the MinIO cache affect multi-GPU training on a single server ? (§5.1)
- How does partitioned caching improve training time for jobs distributed across multiple servers? (§5.2)
- How does coordinated prep benefit HP search? (§5.3)
- Does CoorDL affect DNN training accuracy? (§5.4)
- Does CoorDL enable better resource utilization compared to DALI? (§5.5)

While we present our main results in this section, more evaluation including the scalability of coordinated prep, and HP search with more CPU cores are available in the Appendix.

### 5.1 Single-server Multi-GPU training

CoorDL speeds up a single-server training job by reducing fetch misses using the MinIO cache. Figure 9 (a) plots the relative speedup with respect to DALI while training the image classification and object detection models on the OpenImages dataset, and audio classification on FMA dataset. We evaluate MinIO against two modes of DALI. DALI’s default mode is *DALI-seq*, where it reads data sequentially off storage and shuffles them in memory [65]. *DALI-shuffle* accesses the dataset in a randomized order (doing random reads, similar to the native dataloader of PyTorch).

MinIO results in upto  $1.8\times$  higher training speed compared to DALI-seq by eliminating thrashing on Config-SSD-V100.

When the image classification models are trained with ImageNet-22k dataset, CoorDL results in up to  $1.5\times$  speedup. On Config-HDD-1080Ti, CoorDL accelerates ResNet50 training on OpenImages by  $2.1\times$  compared to DALI-seq and  $1.53\times$  compared to DALI-shuffle respectively.

**Reduction in cache misses.** We measure the disk I/O and number of cache misses when training ShuffleNet on OpenImages dataset on Config-SSD-V100. This server can cache 65% of the dataset. CoorDL reduces misses to the minimum number of 35%, resulting in 225 GB of I/O. In contrast, DALI-seq results in 66% cache misses, increasing I/O by 87% to 422 GB; DALI-shuffle results in 53% cache misses, increasing I/O by 50% compared to CoorDL to 340 GB.

Note that, when the whole dataset does not fit in memory, DALI-shuffle performs better than DALI-seq (because sequential access is a pathological case for the Linux LRU page cache). Therefore, our evaluation in the rest of this section compares CoorDL to the stronger baseline, DALI-shuffle.

### 5.2 Multi-Server Distributed Training

We now evaluate CoorDL on a distributed training scenario. The lack of cache co-ordination between the participating servers results in fetch misses that lead to disk I/O. CoorDL uses partitioned caching to avoid redundant I/O.

Figure 9(b) shows that CoorDL improves the throughput of distributed training jobs by upto  $15\times$  (AlexNet on OpenImages) when trained across two Config-HDD-1080Ti servers (16 GPUs). On Config-HDD-1080Ti servers, 65% of the OpenImages dataset can be cached on a single server; and it can be fully cached in the aggregated memory of two servers. Therefore, CoorDL moves the training job from being I/O bound to GPU bound.

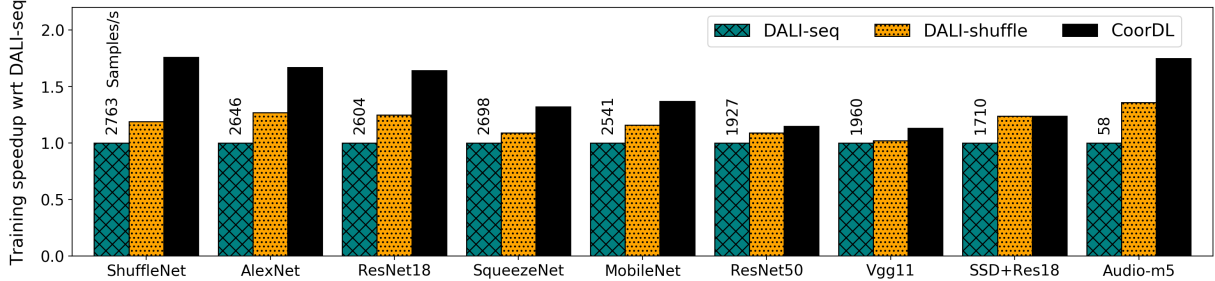
When trained across two servers on Config-SSD-V100, CoorDL accelerates ShuffleNet on ImageNet-22k by  $1.3\times$ , and Audio-M5 on FMA by  $2.9\times$ . The relative gains are lower on Config-SSD-V100 because the cost of a fetch miss is lower on SSDs due to its high random read throughput, as compared to HDDs on Config-HDD-1080Ti.

### 5.3 Hyperparameter Search

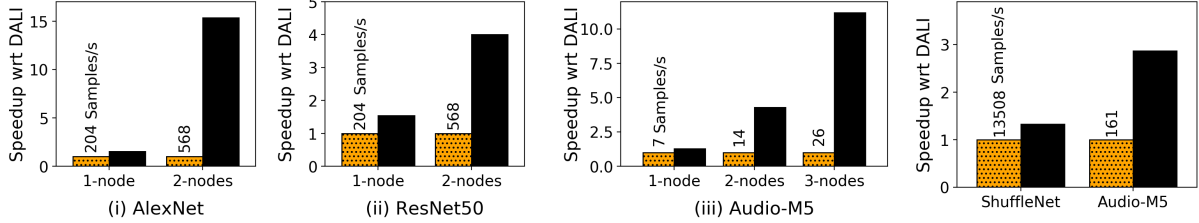
Figure 9 (d) plots the relative increase in throughput of individual jobs across several models when eight concurrent HP search jobs are run on a Config-SSD-V100 server. On less computationally complex models like AlexNet and ShuffleNet, CoorDL increases training speed by  $3\times$ , because these models are originally CPU bound due to prep.

For the audio model, CoorDL increases the training speed by  $5.6\times$ . CoorDL reduces the total disk IO from 3.5TB to 550GB, moving the job from being I/O bound to GPU bound. The reduced I/O results from CoorDL avoiding cache thrashing using coordinated prep. Similarly, on Config-HDD-1080Ti, CoorDL results in  $5.3\times$  faster training on the audio model, and  $4.5\times$  faster training on ResNet50.

On Config-HDD-1080Ti, CoorDL results in  $5.3\times$  faster

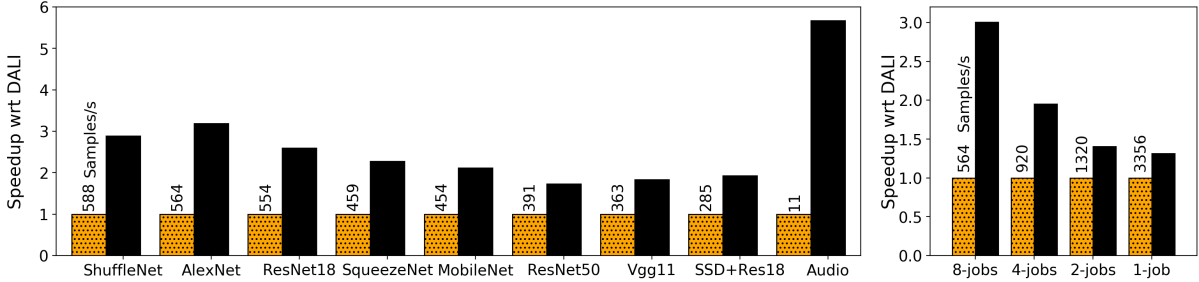


(a) Config-SSD-V100 : Multi-GPU training in a server



(b) Config-HDD-1080Ti : Distributed Training across servers

(c) Config-SSD-V100 : 2 server Training



(d) Config-SSD-V100 : Hyperparameter search with 8 jobs

(e) Varying # HP search jobs

**Figure 9: Evaluation of CoordDL.** This graph compares DALI against CoordDL for a variety of training scenarios; single server, multi-server and HP search, across 2 different clusters and 9 models. CoordDL significantly accelerates training in each scenario by eliminating redundant data fetch and pre-processing, using available memory and CPU resources efficiently.

training on the audio model, and  $4.5\times$  faster training on ResNet50 by coordinating data fetch and prep.

**Multi-GPU HP search jobs.** Figure 9 (e) evaluates the efficacy of CoordDL for different configurations of HP search jobs on a machine; 8 1-GPU jobs, 4 2-GPU jobs, 2 4-GPU jobs, or 1 8-GPU job for AlexNet on OpenImages. For a single job case, the benefit is due to the MinIO cache; in other configurations, it is due to coordinated prep. When there are a lot of concurrent jobs, pre-processing becomes the bottleneck; coordinated prep is able to improve performance significantly.

**HP search with fully cached dataset.** CoordDL’s ability to speed up HP search jobs comes from coordinating pre-processing to overcome the imbalance in the ratio of CPU cores to GPU. We perform HP search with 8 jobs on Config-SSD-V100 with ImageNet-1k dataset that fits entirely in memory. CoordDL sped up HP search by  $1.9\times$  on AlexNet and  $1.2\times$  on ResNet50 by eliminating redundant prep.

## 5.4 Training to Accuracy with CoordDL

CoordDL does not change the randomness of data augmentation techniques involved. Its techniques do not affect the learning algorithm. To demonstrate this, we train ResNet50 to accuracy on ImageNet-1K using 16 GPUs across two Config-HDD-1080Ti servers, where each server is capable of caching 50% of the dataset. Figure 10 shows that CoordDL reduces the time to target accuracy (75.9%) from two days to just 12 hours ( $4\times$  better), due to partitioned caching.

## 5.5 Resource Utilization

**MinIO results in lower disk I/O and better CPU utilization.** Figure 11 shows the I/O for two epochs of training ResNet18 on OpenImages on Config-SSD-V100. The I/O behavior is similar across models and server configurations.

DALI observes cache hits at the beginning of the epoch, but soon becomes I/O bound (disk bandwidth: 530 MB/s). Since MinIO is caching a random subset of the dataset, cache hits

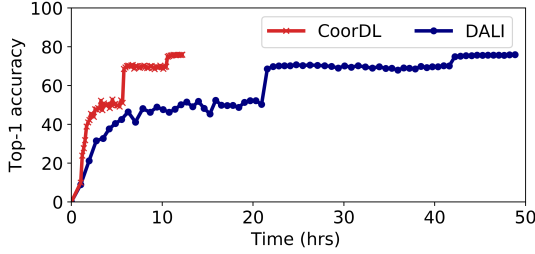


Figure 10: **Top-1 validation accuracy during training.** In training ResNet50 with ImageNet-1K on 16x 1080Tis across 2 servers, CoordDL reduces the time to accuracy by  $4\times$  by coordinating the caches across the job’s individual servers.

are uniformly distributed across the epoch in CoordDL. This results in a predictable I/O access pattern and faster training (epochs end earlier in Figure 11).

Profiling the CPU during training shows that the pre-processing threads in DALI are often stalled waiting for I/O. Since MinIO reduces the total disk I/O, CoordDL is able to better utilize the CPU threads for pre-processing. The combination of lower disk I/O and better CPU utilization leads to shorter training times when using CoordDL.

**CoordDL uses a fraction of available network bandwidth.** CoordDL shards the dataset equally among all servers in distributed training to ensure load balancing. We track the network activity during the distributed training for ResNet50 on OpenImages across two, three, and four servers with DALI and CoordDL. CoordDL used 5.7 Gbps per server of network bandwidth (14% of the 40 Gbps available). DALI used 1.18 Gbps of network bandwidth per server. CoordDL used  $4.8\times$  higher network bandwidth to train  $4.3\times$  faster than DALI.

**Co-ordinated prep has low memory overhead.** By design, co-ordinated prep has the same memory requirements as DALI. To experimentally validate this, we track the memory utilization of running hyperparameter search on AlexNet on OpenImages on a Config-SSD-V100 server using eight concurrent jobs. CoordDL uses 5 GB of extra process memory to store prepared mini-batches in memory until all hyperparameter jobs consume it. We reduce the cache space given to CoordDL by 5 GB (keeping the total memory consumption same for CoordDL and DALI). Despite the lower cache space, CoordDL still accelerated training by  $2.9\times$ .

## 6 Related Work

To the best of our knowledge, this paper presents the first comprehensive analysis of data stalls in DNN training. We place our work in the context of prior work.

**Optimizing DNN training time.** A number of solutions have been proposed to reduce the training time for DNNs including specialized hardware [16, 18, 45, 48, 64, 67, 71, 77], parallel training [25, 28, 39, 47, 52, 53, 62], GPU memory optimizations [24, 43, 72], lowering communication over-

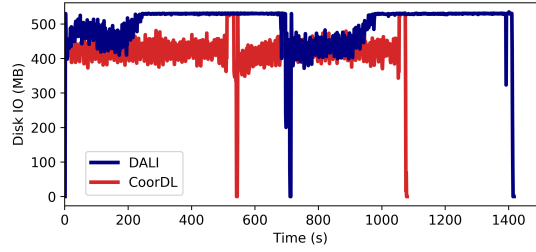


Figure 11: **Disk I/O pattern with MinIO (ResNet18 on OpenImages).** DALI gets cache hits at the start of every epoch; however due to thrashing, all requests result in storage access beyond a point. CoordDL results in a more uniform I/O pattern and faster training.

head [36, 44, 59, 85], faster communication libraries [19, 83], and compiler-based operator optimizations [23, 46, 81]. This paper presents a new point in this spectrum, *data stalls*.

**Hardware solutions to fetch stalls.** New hardware like NVIDIA’s Magnum IO [66], and PureStorage’s AIRI [70] provide high throughput storage solutions to address fetch stalls. While these fast hardware may mask fetch stalls in some models, they may not help if the model is bottlenecked on prep stalls. CoordDL accelerates DNN training by mitigating data stalls with existing commodity servers as opposed to relying on expensive hardware solutions.

**Redundancy in DNN training.** Prior work like Model Batching [63] has identified redundancy in model search; where an algorithm automatically searches for a model architecture for a given task. However, it optimizes for running multiple DNNs together on a single GPU, by sharing GPU computation across jobs. CoordDL on the other hand accelerates training in the more common setting where GPUs are not shared between jobs. OneAccess [49] is a preliminary study that uses reservoir sampling to generate uniformly random samples of data while accessing pre-processed data sequentially. In a departure from the state-of-the-art, OneAccess stores pre-processed data across epochs to reduce prep stalls; however such an approach precludes online data-augmentation techniques commonly used today such as rescaling, translations, flipping, and randomization (hue, saturation, brightness, and contrast), and this can affect model convergence adversely. Furthermore, OneAccess limits itself to a PyTorch baseline with no more than 2 CPU cores used per GPU and very small datasets such as CIFAR-10 (340MB) [51] and MS-COCO (20GB) [58].

**Distributed DNN caching.** Prior work like Quiver [54] and DeepIO [88] have looked at distributed caching techniques for specific DNN training settings such as multi-tenant clusters and HPC clusters with specialized hardware like RDMA. While both these works aim at reducing fetch stalls in specific scenarios, unlike CoordDL, they neither accelerate common-case single server training, nor eliminate prep stalls.

Quiver is distributed storage (SSD) cache that uses a new



substitutable sampling technique co-designed with the PyTorch framework, which restricts randomness in the creation of minibatches to a subset of cached items. Unlike CoordDL that accelerates a variety of training settings, Quiver is specifically designed for HP search when the dataset is too large to fit on the local storage device (> 3TB). DeepIO also proposes an entropy-aware sampling technique, and RDMA based data shuffling for distributed training across servers. However, when the entire dataset does not fit in memory, DeepIO cache suffers from thrashing unlike MinIO. Unlike DeepIO, CoordDL does not require any specialized hardware support.

## 7 Conclusion

We present the first detailed study of data stalls in several DNNs, and show that it accounts for up to 70% of the training time. The insights from our study, guide the design of CoordDL, a coordinated caching and pre-processing library for DNN training. CoordDL accelerates training by 15 $\times$  for distributed training of AlexNet across two servers, and 5.2 $\times$  for HP search on the audio model, by coordinating data fetch and prep across jobs. The techniques behind CoordDL are simple and intuitive, easing adoption into production systems.

## References

- [1] Aws instance types. <https://aws.amazon.com/ec2/instance-types/#p3>.
- [2] Aws instance types. <https://aws.amazon.com/ec2/instance-types/#p2>.
- [3] Cloud TPU tools. <https://cloud.google.com/tpu/docs/cloud-tpu-tools>.
- [4] Ebs volume types. <https://docs.aws.amazon.com/AWSEC2/latest/UserGuide/ebs-volume-types.html>.
- [5] Imagenet-22k. <http://www.image-net.org/releases>.
- [6] Microsoft philly traces. <https://github.com/msr-fiddle/philly-traces>.
- [7] NVIDIA DGX-2: Enterprise AI Research System. <https://www.nvidia.com/en-us/data-center/dgx-2/>.
- [8] NVIDIA nvJPEG library. <https://docs.nvidia.com/cuda/nvjpeg/index.html>.
- [9] Nvidia object detection. <https://github.com/NVIDIA/DeepLearningExamples/tree/master/PyTorch/Detection/SSD>.
- [10] Nvidia profiler. <https://docs.nvidia.com/cuda/profiler-users-guide/index.html>.
- [11] Profiling MXNet models. <https://mxnet.apache.org/api/python/docs/tutorials/performance/backend/profiler.html>.
- [12] Pytorch: DDP vs DP. [https://pytorch.org/tutorials/intermediate/ddp\\_tutorial.html](https://pytorch.org/tutorials/intermediate/ddp_tutorial.html).
- [13] Torchaudio classifier. [https://pytorch.org/tutorials/beginner/audio\\_classifier\\_tutorial.html?highlight=audio](https://pytorch.org/tutorials/beginner/audio_classifier_tutorial.html?highlight=audio).
- [14] Torchvision models. <https://pytorch.org/docs/stable/torchvision/models.html>.
- [15] Training a Champion: Building Deep Neural Nets for Big Data Analytics. <https://www.kdnuggets.com/training-a-champion-building-deep-neural-nets-for-big-data-analytics.html/>.
- [16] Cerebras Wafer Scale Engine. <https://www.cerebras.net/>, 2019.
- [17] Fast AI Data Preprocessing with NVIDIA DALI. <https://devblogs.nvidia.com/fast-ai-data-preprocessing-with-nvidia-dali/>, January 2019.
- [18] GraphCore Intelligence Processing Unit. <https://www.graphcore.ai/>, 2019.
- [19] Nccl. <https://developer.nvidia.com/nccl>, 2019.
- [20] Wmt16. <http://www.statmt.org/wmt16/>, 2020.
- [21] Sami Abu-El-Haija, Nisarg Kothari, Joonseok Lee, Paul Natsev, George Toderici, Balakrishnan Varadarajan, and Sudheendra Vijayanarasimhan. Youtube-8m: A large-scale video classification benchmark. *arXiv preprint arXiv:1609.08675*, 2016.
- [22] James Bergstra and Yoshua Bengio. Random search for hyper-parameter optimization. *Journal of machine learning research*, 13(Feb):281–305, 2012.
- [23] Tianqi Chen, Thierry Moreau, Ziheng Jiang, Lianmin Zheng, Eddie Yan, Haichen Shen, Meghan Cowan, Leyuan Wang, Yuwei Hu, Luis Ceze, Carlos Guestrin, and Arvind Krishnamurthy. TVM: An automated end-to-end optimizing compiler for deep learning. In *13th USENIX Symposium on Operating Systems Design and Implementation (OSDI 18)*, pages 578–594, 2018.
- [24] Tianqi Chen, Bing Xu, Chiyuan Zhang, and Carlos Guestrin. Training deep nets with sublinear memory cost. *arXiv preprint arXiv:1604.06174*, 2016.
- [25] Trishul M Chilimbi, Yutaka Suzue, Johnson Apacible, and Karthik Kalyanaraman. Project Adam: Building an efficient and scalable deep learning training system. In

- 11th USENIX Symposium on Operating Systems Design and Implementation (OSDI '14)*, volume 14, pages 571–582, 2014.
- [26] Alex Clark. Pillow (pil fork) documentation, 2015.
- [27] Wei Dai, Chia Dai, Shuhui Qu, Juncheng Li, and Samarjit Das. Very deep convolutional neural networks for raw waveforms. In *2017 IEEE International Conference on Acoustics, Speech and Signal Processing (ICASSP)*, pages 421–425. IEEE, 2017.
- [28] Jeffrey Dean, Greg Corrado, Rajat Monga, Kai Chen, Matthieu Devin, Mark Mao, Andrew Senior, Paul Tucker, Ke Yang, Quoc V Le, and Andrew Y. Ng. Large scale distributed deep networks. In *Advances in Neural Information Processing Systems*, pages 1223–1231, 2012.
- [29] Michaël Defferrard, Kirell Benzi, Pierre Vandergheynst, and Xavier Bresson. Fma: A dataset for music analysis. *arXiv preprint arXiv:1612.01840*, 2016.
- [30] Jia Deng, Wei Dong, Richard Socher, Li-Jia Li, Kai Li, and Li Fei-Fei. Imagenet: A large-scale hierarchical image database. In *2009 IEEE conference on computer vision and pattern recognition*, pages 248–255. Ieee, 2009.
- [31] Jacob Devlin, Ming-Wei Chang, Kenton Lee, and Kristina Toutanova. BERT: pre-training of deep bidirectional transformers for language understanding. In *Proceedings of the 2019 Conference of the North American Chapter of the Association for Computational Linguistics: Human Language Technologies, NAACL-HLT 2019, Minneapolis, MN, USA, June 2-7, 2019, Volume 1 (Long and Short Papers)*, pages 4171–4186. Association for Computational Linguistics, 2019.
- [32] Daniel Golovin, Benjamin Solnik, Subhodeep Moitra, Greg Kochanski, John Karro, and D Sculley. Google vizier: A service for black-box optimization. In *Proceedings of the 23rd ACM SIGKDD international conference on knowledge discovery and data mining*, pages 1487–1495, 2017.
- [33] Mel Gorman. Understanding the linux virtual memory manager. <https://www.kernel.org/doc/gorman/html/understand/understand013.html>.
- [34] Priya Goyal, Piotr Dollár, Ross Girshick, Pieter Noordhuis, Lukasz Wesolowski, Aapo Kyrola, Andrew Tulloch, Yangqing Jia, and Kaiming He. Accurate, large minibatch sgd: Training imagenet in 1 hour. *arXiv preprint arXiv:1706.02677*, 2017.
- [35] Alex Graves, Abdel-rahman Mohamed, and Geoffrey Hinton. Speech recognition with deep recurrent neural networks. In *2013 IEEE international conference on acoustics, speech and signal processing*, pages 6645–6649. IEEE, 2013.
- [36] Sayed Hadi Hashemi, Sangeetha Abdu Jyothi, and Roy H Campbell. Tictac: Accelerating distributed deep learning with communication scheduling. 2019.
- [37] Kaiming He, Xiangyu Zhang, Shaoqing Ren, and Jian Sun. Deep residual learning for image recognition. In *Proceedings of the IEEE conference on computer vision and pattern recognition*, pages 770–778, 2016.
- [38] Elad Hoffer, Itay Hubara, and Daniel Soudry. Train longer, generalize better: closing the generalization gap in large batch training of neural networks. In *Advances in Neural Information Processing Systems*, pages 1731–1741, 2017.
- [39] Yanping Huang, Youlong Cheng, Ankur Bapna, Orhan Firat, Dehao Chen, Mia Xu Chen, Hyoungho Lee, Jiquan Ngiam, Quoc V. Le, Yonghui Wu, and Zhifeng Chen. GPipe: Efficient Training of Giant Neural Networks using Pipeline Parallelism. In *Advances in Neural Information Processing Systems 32: Annual Conference on Neural Information Processing Systems 2019, NeurIPS 2019, 8-14 December 2019, Vancouver, BC, Canada*, pages 103–112, 2019.
- [40] Forrest N Iandola, Song Han, Matthew W Moskewicz, Khalid Ashraf, William J Dally, and Kurt Keutzer. Squeezenet: Alexnet-level accuracy with 50x fewer parameters and < 0.5 mb model size. *arXiv preprint arXiv:1602.07360*, 2016.
- [41] Kumar Iyer and Jeffrey Kiel. GPU debugging and profiling with NVIDIA Parallel Nsight. In *Game Development Tools*, pages 303–324. AK Peters/CRC Press, 2016.
- [42] Max Jaderberg, Valentin Dalibard, Simon Osindero, Wojciech M Czarnecki, Jeff Donahue, Ali Razavi, Oriol Vinyals, Tim Green, Iain Dunning, Karen Simonyan, et al. Population based training of neural networks. *arXiv preprint arXiv:1711.09846*, 2017.
- [43] Animesh Jain, Amar Phanishayee, Jason Mars, Lingjia Tang, and Gennady Pekhimenko. Gist: Efficient data encoding for deep neural network training. In *ACM/IEEE 45th Annual International Symposium on Computer Architecture (ISCA '18)*, 2018.
- [44] Anand Jayarajan, Jinliang Wei, Garth Gibson, Alexandra Fedorova, and Gennady Pekhimenko. Priority-based parameter propagation for distributed dnn training. 2019.

- [45] Myeongjae Jeon, Shivaram Venkataraman, Amar Phanishayee, Junjie Qian, Wencong Xiao, and Fan Yang. Analysis of large-scale multi-tenant GPU clusters for DNN training workloads. In *2019 USENIX Annual Technical Conference (USENIX ATC 19)*, pages 947–960, 2019.
- [46] Zhihao Jia, Oded Padon, James Thomas, Todd Warszawski, Matei Zaharia, and Alex Aiken. Taso: Optimizing deep learning computation with automated generation of graph substitutions. In *Proceedings of the 27th ACM Symposium on Operating Systems Principles*. ACM, 2019.
- [47] Zhihao Jia, Matei Zaharia, and Alex Aiken. Beyond data and model parallelism for deep neural networks. In *Proceedings of the 2nd SysML Conference, SysML '19*, Palo Alto, CA, USA, 2019.
- [48] Norman P. Jouppi, Cliff Young, Nishant Patil, David Patterson, Gaurav Agrawal, Raminder Bajwa, Sarah Bates, Suresh Bhatia, Nan Boden, Al Borchers, Rick Boyle, Pierre-luc Cantin, Clifford Chao, Chris Clark, Jeremy Coriell, Mike Daley, Matt Dau, Jeffrey Dean, Ben Gelb, Tara Vazir Ghaemmamghami, Rajendra Gotipati, William Gulland, Robert Hagmann, C. Richard Ho, Doug Hogberg, John Hu, Robert Hundt, Dan Hurt, Julian Ibarz, Aaron Jaffey, Alek Jaworski, Alexander Kaplan, Harshit Khaitan, Daniel Killebrew, Andy Koch, Naveen Kumar, Steve Lacy, James Laudon, James Law, Diemthu Le, Chris Leary, Zhuyuan Liu, Kyle Lucke, Alan Lundin, Gordon MacKean, Adriana Maggiore, Maire Mahony, Kieran Miller, Rahul Nagarajan, Ravi Narayanaswami, Ray Ni, Kathy Nix, Thomas Norrie, Mark Omernick, Narayana Penukonda, Andy Phelps, Jonathan Ross, Matt Ross, Amir Salek, Emad Samadiani, Chris Severn, Gregory Sizikov, Matthew Snelham, Jed Souter, Dan Steinberg, Andy Swing, Mercedes Tan, Gregory Thorson, Bo Tian, Horia Toma, Erick Tuttle, Vijay Vasudevan, Richard Walter, Walter Wang, Eric Wilcox, and Doe Hyun Yoon. In-datacenter performance analysis of a tensor processing unit. In *Proceedings of the 44th Annual International Symposium on Computer Architecture*, ISCA 2017, pages 1–12, New York, NY, USA, 2017. ACM.
- [49] Aarati Kakaraparthi, Abhay Venkatesh, Amar Phanishayee, and Shivaram Venkataraman. The case for unifying data loading in machine learning clusters. In *11th USENIX Workshop on Hot Topics in Cloud Computing (HotCloud 19)*, 2019.
- [50] Rupp Karl. CPU, GPU and MIC hardware characteristics over time. <https://www.karlrupp.net/2013/06/cpu-gpu-and-mic-hardware-characteristics-over-time/>.
- [51] Alex Krizhevsky. Learning multiple layers of features from tiny images, 2009.
- [52] Alex Krizhevsky. One weird trick for parallelizing convolutional neural networks. *arXiv preprint arXiv:1404.5997*, 2014.
- [53] Alex Krizhevsky, Ilya Sutskever, and Geoffrey E Hinton. Imagenet classification with deep convolutional neural networks. In *Advances in Neural Information Processing Systems*, pages 1097–1105, 2012.
- [54] Abhishek Vijaya Kumar and Muthian Sivathanu. Quiver: An informed storage cache for deep learning. In *18th USENIX Conference on File and Storage Technologies (FAST 20)*, pages 283–296, 2020.
- [55] Alina Kuznetsova, Hassan Rom, Neil Alldrin, Jasper Uijlings, Ivan Krasin, Jordi Pont-Tuset, Shahab Kamali, Stefan Popov, Matteo Mallocci, Tom Duerig, et al. The open images dataset v4: Unified image classification, object detection, and visual relationship detection at scale. *arXiv preprint arXiv:1811.00982*, 2018.
- [56] Lisha Li, Kevin G. Jamieson, Giulia DeSalvo, Afshin Rostamizadeh, and Ameet Talwalkar. Hyperband: A novel bandit-based approach to hyperparameter optimization. *J. Mach. Learn. Res.*, 18:185:1–185:52, 2017.
- [57] Richard Liaw, Eric Liang, Robert Nishihara, Philipp Moritz, Joseph E Gonzalez, and Ion Stoica. Tune: A research platform for distributed model selection and training. *arXiv preprint arXiv:1807.05118*, 2018.
- [58] Tsung-Yi Lin, Michael Maire, Serge J. Belongie, James Hays, Pietro Perona, Deva Ramanan, Piotr Dollár, and C. Lawrence Zitnick. Microsoft COCO: common objects in context. In *Computer Vision - ECCV 2014 - 13th European Conference, Zurich, Switzerland, September 6-12, 2014, Proceedings, Part V*, volume 8693 of *Lecture Notes in Computer Science*, pages 740–755. Springer, 2014.
- [59] Yujun Lin, Song Han, Huizi Mao, Yu Wang, and William J Dally. Deep gradient compression: Reducing the communication bandwidth for distributed training. *arXiv preprint arXiv:1712.01887*, 2017.
- [60] Wei Liu, Dragomir Anguelov, Dumitru Erhan, Christian Szegedy, Scott Reed, Cheng-Yang Fu, and Alexander C Berg. Ssd: Single shot multibox detector. In *European conference on computer vision*, pages 21–37. Springer, 2016.
- [61] Apache Mesos. Recordio data format. <https://mesos.apache.org/documentation/latest/recordio/>.

- [62] Deepak Narayanan, Aaron Harlap, Amar Phanishayee, Vivek Seshadri, Nikhil R Devanur, Gregory R Ganger, Phillip B Gibbons, and Matei Zaharia. PipeDream: Generalized pipeline parallelism for dnn training. In *Proceedings of the 27th ACM Symposium on Operating Systems Principles*, pages 1–15. ACM, 2019.
- [63] Deepak Narayanan, Keshav Santhanam, Amar Phanishayee, and Matei Zaharia. Accelerating deep learning workloads through efficient multi-model execution. In *NIPS Workshop on Systems for Machine Learning (December 2018)*, 2018.
- [64] Eriko Nurvitadhi, Ganesh Venkatesh, Jaewoong Sim, Debbie Marr, Randy Huang, Jason Ong Gee Hock, Yeong Tat Liew, Krishnan Srivatsan, Duncan Moss, Suchit Subhaschandra, et al. Can FPGAs beat GPUs in accelerating next-generation deep neural networks? In *Proceedings of the 2017 ACM/SIGDA International Symposium on Field-Programmable Gate Arrays*, pages 5–14. ACM, 2017.
- [65] NVIDIA. Dali: Supported operations. [https://docs.nvidia.com/deeplearning/dali/user-guide/docs/supported\\_ops.html#nvidia.dali.ops.FileReader](https://docs.nvidia.com/deeplearning/dali/user-guide/docs/supported_ops.html#nvidia.dali.ops.FileReader).
- [66] NVIDIA. Nvidia : Magnum-io. <https://www.nvidia.com/en-us/data-center/magnum-io/>.
- [67] Kalin Ovtcharov, Olatunji Ruwase, Joo-Young Kim, Jeremy Fowers, Karin Strauss, and Eric S Chung. Accelerating deep convolutional neural networks using specialized hardware. *Microsoft Research Whitepaper*, 2(11):1–4, 2015.
- [68] Luis Perez and Jason Wang. The effectiveness of data augmentation in image classification using deep learning. *arXiv preprint arXiv:1712.04621*, 2017.
- [69] Philipp Probst, Anne-Laure Boulesteix, and Bernd Bischl. Tunability: Importance of hyperparameters of machine learning algorithms. *J. Mach. Learn. Res.*, 20:53:1–53:32, 2019.
- [70] PureStorage. Purestorage : Airi. <https://www.purestorage.com/products/flashblade/ai-infrastructure.html>.
- [71] Andrew Putnam, Adrian Caulfield, Eric Chung, Derek Chiou, Kypros Constantinides, John Demme, Hadi Esmaeilzadeh, Jeremy Fowers, Jan Gray, Michael Haselman, Scott Hauck, Stephen Heil, Amir Hormati, Joo-Young Kim, Sitaram Lanka, Eric Peterson, Aaron Smith, Jason Thong, Phillip Yi Xiao, Doug Burger, Jim Larus, Gopi Prashanth Gopal, and Simon Pope. A Reconfigurable Fabric for Accelerating Large-Scale Datacenter Services. In *Proceeding of the 41st Annual International Symposium on Computer Architecture (ISCA)*, ISCA 2014, pages 13–24, 2014.
- [72] Minsoo Rhu, Natalia Gimelshein, Jason Clemons, Arslan Zulfiqar, and Stephen W. Keckler. vdn: Virtualized deep neural networks for scalable, memory-efficient neural network design. In *The 49th Annual IEEE/ACM International Symposium on Microarchitecture*, MICRO-49, pages 18:1–18:13, Piscataway, NJ, USA, 2016.
- [73] Olga Russakovsky, Jia Deng, Hao Su, Jonathan Krause, Sanjeev Satheesh, Sean Ma, Zhiheng Huang, Andrej Karpathy, Aditya Khosla, Michael Bernstein, et al. Imagenet large scale visual recognition challenge. *International journal of computer vision*, 115(3):211–252, 2015.
- [74] Olga Russakovsky, Jia Deng, Hao Su, Jonathan Krause, Sanjeev Satheesh, Sean Ma, Zhiheng Huang, Andrej Karpathy, Aditya Khosla, Michael Bernstein, et al. Imagenet large scale visual recognition challenge. *International journal of computer vision*, 115(3):211–252, 2015.
- [75] Mark Sandler, Andrew Howard, Menglong Zhu, Andrey Zhmoginov, and Liang-Chieh Chen. Mobilenetv2: Inverted residuals and linear bottlenecks. In *Proceedings of the IEEE Conference on Computer Vision and Pattern Recognition*, pages 4510–4520, 2018.
- [76] Supheakmongkol Sarin, Knot Pipatsrisawat, Khiem Pham, Anurag Batra, and Luis Valente. Crowdsourcing by google: A platform for collecting inclusive and representative machine learning data.
- [77] Kaz Sato. Google’s first tensor processing unit. <https://cloud.google.com/blog/products/gcp/an-in-depth-look-at-googles-first-tensor-processing-unit-tpu>.
- [78] Karen Simonyan and Andrew Zisserman. Very deep convolutional networks for large-scale image recognition. *arXiv preprint arXiv:1409.1556*, 2014.
- [79] Samuel L Smith, Pieter-Jan Kindermans, Chris Ying, and Quoc V Le. Don’t decay the learning rate, increase the batch size. *arXiv preprint arXiv:1711.00489*, 2017.
- [80] Mustafa Suleyman. Using ai to give doctors a 48-hour head start on life-threatening illness. <https://deepmind.com/blog/article/predicting-patient-deterioration>.
- [81] Nicolas Vasilache, Oleksandr Zinenko, Theodoros Theodoridis, Priya Goyal, Zachary DeVito, William S Moses, Sven Verdoolaege, Andrew Adams, and Albert Cohen. Tensor comprehensions: Framework-agnostic



high-performance machine learning abstractions. *arXiv preprint arXiv:1802.04730*, 2018.

- [82] Subhashini Venugopalan, Marcus Rohrbach, Jeffrey Donahue, Raymond Mooney, Trevor Darrell, and Kate Saenko. Sequence to sequence-video to text. In *Proceedings of the IEEE International Conference on Computer Vision*, pages 4534–4542, 2015.
- [83] Guanhua Wang, Amar Phanishayee, Shivaram Venkataraman, and Ion Stoica. Blink: A fast NVLink-based collective communication library. In *Proceedings of the 3rd Conference on Machine Learning and Systems, MLSys '20*, Austin, TX, USA, 2020.
- [84] Yonghui Wu, Mike Schuster, Zhifeng Chen, Quoc V Le, Mohammad Norouzi, Wolfgang Macherey, Maxim Krikun, Yuan Cao, Qin Gao, Klaus Macherey, et al. Google’s neural machine translation system: Bridging the gap between human and machine translation. *arXiv preprint arXiv:1609.08144*, 2016.
- [85] Hao Zhang, Zeyu Zheng, Shizhen Xu, Wei Dai, Qirong Ho, Xiaodan Liang, Zhiting Hu, Jinliang Wei, Pengtao Xie, and Eric P. Xing. Poseidon: An efficient communication architecture for distributed deep learning on GPU clusters. In *2017 USENIX Annual Technical Conference (USENIX ATC 17)*, pages 181–193, Santa Clara, CA, 2017. USENIX Association.
- [86] Xiangyu Zhang, Xinyu Zhou, Mengxiao Lin, and Jian Sun. Shufflenet: An extremely efficient convolutional neural network for mobile devices. In *Proceedings of the IEEE Conference on Computer Vision and Pattern Recognition*, pages 6848–6856, 2018.
- [87] Hongyu Zhu, Amar Phanishayee, and Gennady Pekhimenko. Daydream: Accurately estimating the efficacy of performance optimizations for DNN training. In *USENIX ATC 2020*, July 2020.
- [88] Yue Zhu, Fahim Chowdhury, Huansong Fu, Adam Moody, Kathryn Mohror, Kento Sato, and Weikuan Yu. Entropy-aware i/o pipelining for large-scale deep learning on hpc systems. In *2018 IEEE 26th International Symposium on Modeling, Analysis, and Simulation of Computer and Telecommunication Systems (MASCOTS)*, pages 145–156. IEEE, 2018.
- [89] Yukun Zhu, Ryan Kiros, Rich Zemel, Ruslan Salakhutdinov, Raquel Urtasun, Antonio Torralba, and Sanja Fidler. Aligning books and movies: Towards story-like visual explanations by watching movies and reading books. In *Proceedings of the IEEE international conference on computer vision*, pages 19–27, 2015.

# Appendix

## Contents

<b>1</b>	<b>Introduction</b>	<b>1</b>
<b>2</b>	<b>Background</b>	<b>3</b>
<b>3</b>	<b>Analyzing Data Stalls</b>	<b>4</b>
3.1	Methodology . . . . .	4
3.2	Measuring data stalls using DS-Analyzer . . .	4
3.3	Data Stalls in DNN Training . . . . .	5
3.3.1	When datasets cannot be fully cached . . . . .	5
3.3.2	When datasets fit in memory . . . . .	6
3.3.3	Data stalls exist across training frameworks . . . . .	7
3.3.4	Analysis summary . . . . .	7
3.4	What-if analysis with DS-Analyzer . . . . .	7
<b>4</b>	<b>CoorDL: Coordinated Data Loader</b>	<b>7</b>
4.1	The MinIO cache . . . . .	8
4.2	Partitioned Caching . . . . .	8
4.3	Coordinated Prep . . . . .	9
4.4	Implementation . . . . .	9
<b>5</b>	<b>Evaluation</b>	<b>10</b>
5.1	Single-server Multi-GPU training . . . . .	10
5.2	Multi-Server Distributed Training . . . . .	10
5.3	Hyperparameter Search . . . . .	10
5.4	Training to Accuracy with CoorDL . . . . .	11
5.5	Resource Utilization . . . . .	11
<b>6</b>	<b>Related Work</b>	<b>12</b>
<b>7</b>	<b>Conclusion</b>	<b>13</b>
<b>A</b>	<b>Overview</b>	<b>18</b>
<b>B</b>	<b>Analysis of Data Stalls</b>	<b>18</b>
B.1	Training on servers with high CPU count . . .	18
B.2	Comparing PyTorch DL with DALI . . . . .	19
B.3	Impact of batch size on data stalls . . . . .	19
<b>C</b>	<b>Predictive analysis with DS-Analyzer</b>	<b>20</b>
C.1	Estimating data stalls . . . . .	20
C.2	Example : Predicting optimal cache size . . .	20
<b>D</b>	<b>Evaluation of CoorDL against DALI</b>	<b>21</b>
D.1	Evaluation with ImageNet22k . . . . .	21
D.2	Cache misses with CoorDL . . . . .	21
D.3	Scalability of partitioned caching . . . . .	21
D.4	HP search with fully cached dataset . . . . .	22
D.5	HP search on servers with high CPU count . .	22
D.6	Resource utilization with CoorDL . . . . .	23

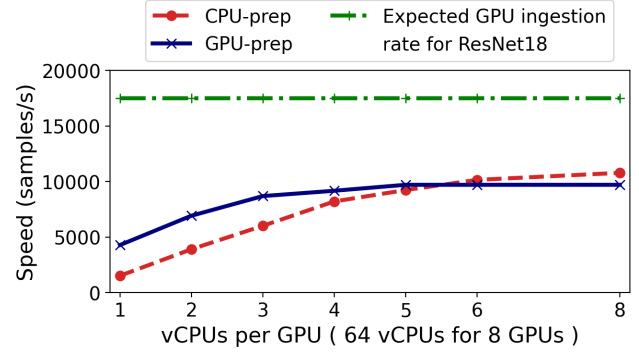


Figure 12: **Impact of CPU on prep.** This graph plots the epoch time for ResNet18 on Config-SSD-V100 as we vary the number of vCPUs per GPU. Although epoch time decreases with higher vCPUs, at 8vCPUs per GPU, ResNet18 has 37% prep stalls. With the GPU-prep of DALI, we do not increase threads beyond 5 per GPU as it results in GPU OOM.

<b>E</b>	<b>Building Py-CoorDL in native PyTorch</b>	<b>23</b>
E.1	Implementation . . . . .	23
E.2	Evaluation . . . . .	23
E.2.1	Multi-GPU training in a server . . . . .	23
E.2.2	HP Search . . . . .	24
E.2.3	End-to-end benefit of Py-CoorDL . . . . .	24
E.3	Summary . . . . .	25

## A Overview

This document contains supplementary material to the main submission, describing experiments that were omitted in the paper for brevity. This document discusses the following primary points.

- Analysis of prep stalls on servers with a large number of CPU cores, and evaluation of *coordinated prep* on such a server
- Evaluation results of CoorDL against DALI with ImageNet-22k
- Detailed evaluation of resource utilization by CoorDL
- A prototype implementation and evaluation of Py-CoorDL in the native PyTorch framework (without DALI)

## B Analysis of Data Stalls

Our paper shows the analysis of data stalls in DNN training across various models, datasets, and hardware configurations. Here, we provide additional analysis of prep stalls such as increasing the number of CPU cores per GPU beyond 3, and the impact of batch size.

### B.1 Training on servers with high CPU count

Typically, servers optimized for ML training (for e.g., NVIDIA DGX-2) have 3 CPU cores per GPU [7]. However, some cloud providers like AWS have servers with 8 GPUs

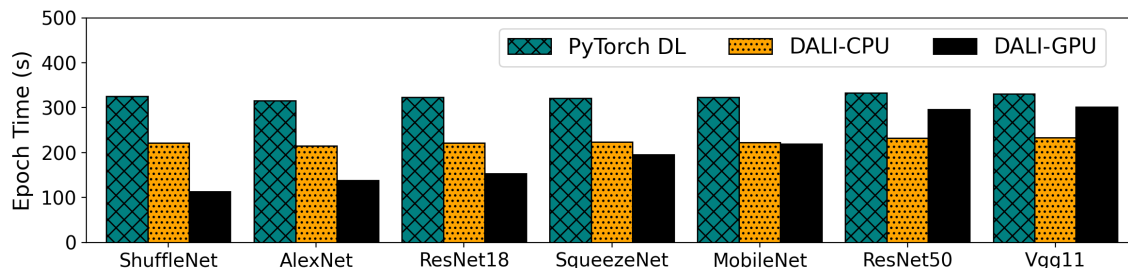


Figure 13: **Epoch time with PyTorch and DALI.** This graph plots the epoch time for various image classification models with native PyTorch DL and DALI (CPU-prep and GPU-prep) on Config-SSD-V100. DALI provides significant speedup over PyTorch even in its CPU mode due to the optimized nvJPEG decoding library. For compute heavy models like ResNet50, GPU based pipeline hurts performance because there is no idle time at the GPU that can be used for pre-processing, and thus interferes with GPU computation.

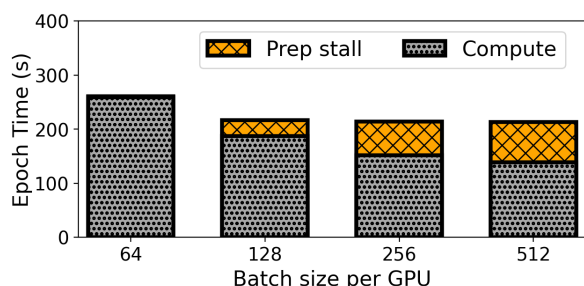


Figure 14: **Impact of batch size on prep.** This graph plots the epoch time for MobileNet2 on Config-SSD-V100 with 8-GPUs as we vary the per-GPU batch size. As batch size increases, the compute time at the GPU drops due to reduced communication overhead. However, the epoch time does not improve because training is bottlenecked by prep.

and 32 CPU cores (64 vCPUs), that results in 4 cores (or 8 vCPUs) per GPU. We analyze prep stalls in one such server with 8 V100 GPUs, 64 vCPUs, and 500GiB DRAM. Figure 12 shows the training speed for a Resnet18 training job as we vary the number of vCPUs per GPU for both CPU-based and GPU-based prep pipeline with DALI. Note that the dataset is fully cached in memory and there are no fetch stalls in this experiment. Resnet18 has 50% prep stall for 3 CPU cores per GPU, when GPU-based prep is used (shown by the GPU ingestion rate in Figure 12). With 8 vCPUs per GPU, prep stalls reduced to 37%, but did not vanish. Note that, pre-processing with CPU scales linearly upto the number of cores (here 4 per GPU), beyond that, hyperthreading does not result in linear gain in performance. Increasing the number of pre-processing threads in the server from 32 to 64 increased pre-processing speed only by 30%. In this experiment, we did not increase pre-processing threads per GPU beyond 5 in the GPU-prep mode of DALI, as it resulted in higher GPU memory consumption for prep and hence OOM. All the experiments presented in our main submission used 3 physical CPU cores per GPU

(with GPU-prep of DALI where beneficial). This is only 25% slower than using 8 vCPUs per GPU (as shown in Figure 12). Additionally, the prep stall shown here is for ImageNet-1K; with richer datasets like OpenImages (higher per-image size), prep stalls increase further.

## B.2 Comparing PyTorch DL with DALI

PyTorch has two different native modes for data parallel training; DataParallel (DP) and DistributedDataParallel (DDP). DP is usually slower than DDP even on a single server due to the Global Interpreter Lock (GIL) contention across threads, and additional overhead introduced by scattering inputs and gathering outputs across GPUs [12]. Figure 13 shows the epoch time for 7 different image classification models using the ImageNet-1K dataset (fully cached in memory) using native PyTorch DL with the faster DDP mode and DALI. PyTorch DL uses the Pillow library [26] and TorchVision [14] for image decoding and pre-processing while DALI uses the optimized nvJPEG library [8], therefore resulting in faster pre-processing even when using only CPU. When the GPU based DALI pipeline is used, training time further drops due to reduction in prep stalls. However, note that there are two downsides to using DALI’s GPU based prep. First, it takes up 2-5GB of additional GPU memory for pre-processing, the luxury of which may not be available for all models and GPUs, as GPU memory is limited. Second, scheduling pre-processing on the GPU hurts models like ResNet50, as they are already heavy on GPU computation. In all our analysis and evaluation presented in the paper, we run with both GPU and CPU based DALI pipeline and present the best of the two results (CPU-based prep was faster on ResNet-50 and VGG11).

## B.3 Impact of batch size on data stalls

The impact of batch size on GPU computational efficiency is well studied [38, 79]; larger batch sizes utilize the massive GPU parallelism better, and also reduce the number of weight updates (inter-GPU communication) per epoch, resulting in faster training. Figure 14 shows the impact of varying the

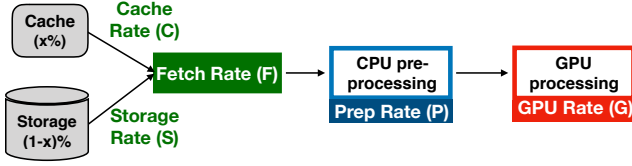


Figure 15: **Data Pipeline in DNN training.** This figure shows the different hardware components involved in DNN training and the throughput of each component.

batch size on epoch time and the percentage of epoch time spent on prep stalls for MobileNetv2. As computational efficiency increases with larger batches, training becomes CPU bound due to data prep. Note that, although the required GPU compute time dropped with a larger batch size, per epoch time remained same due to prep stalls. This graph makes an important point; as compute gets faster (either due to large batch sizes, or the GPU getting faster), data stalls mask the benefits due to fast compute. Therefore it is important to eliminate data stalls to reap the benefits of faster compute. While this experiment considered a fully cached dataset, similar trends exist with fetch stalls as well.

## C Predictive analysis with DS-Analyzer

We built DS-Analyzer to aid our analysis of data stalls and enable predictive analysis of performance implications of data pipeline on DNN training. While there exists prior work that profile the performance of a DNN, they focus on profiling the layer-wise performance of DNN [3, 11], low level performance counters for accelerators [10, 41], or finding optimization opportunities at the neural network layer level [87]. In contrast, DS-Analyzer analyzes the performance implications of CPU, memory, and storage on the performance of a DNN and answers questions such as, how much DRAM does the model need to avoid fetch stalls, how many CPU cores should each GPU use for pre-processing to eliminate prep stalls, and so on.

### C.1 Estimating data stalls

Figure 15 shows the components involved in a typical DNN data pipeline; data is fetched from cache (and store) with an effective prefetch rate  $F$ , pre-processed at the CPU at a rate  $P$  and processed at the GPU at a rate  $G$ . To perform predictive analysis, DS-Analyzer measures several metrics related to the data pipeline of the model; the maximum ingestion rate at the GPU ( $G$ ), the rate of CPU prep ( $P$ ), the rate of cache fetch ( $C$ ), and the rate of storage fetch ( $S$ ). These quantities are measured in samples per second. Using these metrics, DS-Analyzer can estimate the effective prefetch rate ( $F$ ), and answer what-if questions such as, how much DRAM cache is required for this model to eliminate fetch stalls?; What happens if the GPU compute is  $2\times$  faster?, etc. DS-Analyzer collects these metrics for a model as follows.

% dataset cached ( $x$ )	25%	35%	50%
$F_{predicted}$	6226	7164	9225
$F_{empirical}$	6130	7118	9022

Table 5: Training speed (samples/s) predicted by the DS-Analyzer is almost 4% different from empirical values.

(i) **Measure ingestion rate ( $G$ ).** To find the maximum possible speed at which the DNN can train, DS-Analyzer first runs the job script for a fixed number iterations (default: 100) with synthetic data that is pre-populated at the GPUs. It then calculates  $G$  as,

$$G = \frac{\text{Total samples processed in (i)}}{\text{Time for (i)}} \quad (1)$$

$$\text{Samples processed} = \# \text{iterations} \times \text{global batch size} \quad (2)$$

(ii) **Measure prep rate ( $P$ ).** Next, DS-Analyzer executes the training script with the given dataset by ensuring that the subset of data used is cached in memory, using all available CPU cores. Additionally, the GPU computation is disabled to only run the data loader. This is required because, if  $P \geq G$ , then we cannot measure  $P$  using the knowledge of runs (i) and (ii), as prep will be pipelined with GPU compute. Therefore, DS-Analyzer disables GPU computation and estimates  $P$  in the same way as Eq (1).

(iii) **Measure storage fetch rate ( $S$ ).** Rate of fetch from storage is the maximum random read throughput of the storage device. To measure this, DS-Analyzer runs the data loader (with a cold cache, disabling both pre-processing and GPU compute), with all CPU cores.

(iv) **Measure cache fetch rate ( $C$ ).** To measure the rate at which data can be fetched from cache, DS-Analyzer uses a microbenchmark to measure memory bandwidth and uses it as an approximation for  $C$ . Note that run (ii) actually includes the time to fetch cached items as well; however we see that the cache fetch rate is very high (few tens of GBps), and does not add noise to the measurement of prep rate.

### C.2 Example : Predicting optimal cache size

We now describe an example of what-if analysis with DS-Analyzer. We show how DS-Analyzer answers the question : *how much DRAM cache does the DNN need to eliminate fetch stalls?*

To predict the implication of cache size, DS-Analyzer calculates the effective prefetch rate ( $F$ ) for a given cache size ( $x\%$  of the dataset). Here, we assume that the cache implements an efficient policy like MinIO; i.e., a cache of size  $x$  items has atleast  $x$  hits per epoch.

$F$  is computed as follows. Say the size of the dataset is  $D$  samples, and cache is  $x\%$  of the dataset. Therefore, in an



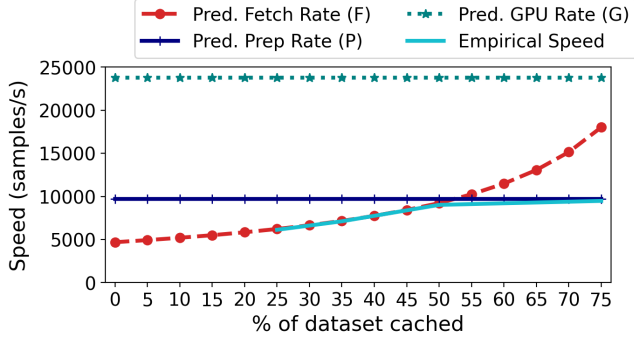


Figure 16: Estimating optimal cache size with DS-Analyzer.

epoch, the total time to read the dataset is given by

$$T_f = \frac{D \times x}{C} + \frac{D \times (1-x)}{S} \quad (3)$$

The fetch rate is then calculated as,

$$F = \frac{D}{T_f} = \frac{D}{\frac{D \times x}{C} + \frac{D \times (1-x)}{S}} \quad (4)$$

Since  $C \gg D$ ,  $F \propto \frac{1}{1-x}$ , i.e., the effective fetch rate increases, as the number of uncached items per epoch decreases.

Since DS-Analyzer has already estimated values of  $D$ ,  $C$ , and  $S$ , given a cache percentage  $x$ , DS-Analyzer can predict the fetch rate using Eq (4).

Then, using  $F$ ,  $P$ , and  $G$ , it is easy to see where the bottleneck in training is;

If  $\min(F, P, G) = G$ , then the training is GPU-bound

If  $\min(F, P, G) = P$ , then the training is CPU-bound

If  $\min(F, P, G) = F$ , then the training is IO-bound

To evaluate how accurately DS-Analyzer can answer this question, we run the actual experiment by varying cache size on a physical server ( $F_{empirical}$ ), and comparing it to the predictions of DS-Analyzer ( $F_{predicted}$ ) for AlexNet on Config-SSD-V100 with Imagenet-1K as shown in Table 5. The predictions were a maximum of 4% off the empirical results. Using these predictions, DS-Analyzer can estimate the optimal cache size for the model by comparing it with prep rate ( $P$ ) and GPU ingestion rate ( $G$ ) as shown in Figure 16. At lower cache sizes, training is I/O bound, however, a cache that is 55% of the dataset size is sufficient to eliminate fetch stalls; larger cache (more DRAM) is not beneficial beyond this point, as training becomes CPU-bound. Figure 16 shows that empirical training speed observed from experiments with varying cache sizes on real hardware shows the same trend predicted by DS-Analyzer.

Note that the prep rate is much lower than the GPU ingestion rate; to eliminate this prep stall, we either need to add more CPU cores, or use techniques like coordinated prep to inch closer to the GPU ingestion rate.

	DALI-seq	DALI-shuffle	CoordL
Cache miss	66%	53%	35%
Disk IO (GB)	422	340	225

Table 6: **Impact on fetch misses and disk IO.** When training ResNet18 on OpenImages (645GB), CoordL reduces cache misses from 66% to 35%. Config-SSD-V100 caches 65% of the dataset, so this is the minimum miss rate.

## D Evaluation of CoordL against DALI

Our paper evaluates CoordL against DALI in various training scenarios. This document provides a more detailed evaluation of some aspects of CoordL.

### D.1 Evaluation with ImageNet22k

ImageNet-22k is the extended version of the popular ImageNet-1K dataset, and contains about 14 million images that belong to 21841 different categories [30]. The average size of an image in this dataset is about 90KB, much smaller than the average image size in OpenImages dataset (300KB), as well as ImageNet-1K (150KB).

When we train the image classification models with ImageNet-22k on Config-SSD-V100, MinIO results in 20% higher cache hits than DALI-shuffle that resulted in  $1.5\times$  faster training on ShuffleNet, and  $1.4\times$  faster on AlexNet and ResNet18.

Next, when we perform distributed training on these models on Config-SSD-V100 with 2 servers, AlexNet trained  $1.3\times$  faster, Shufflenet trained  $1.33\times$  faster and ResNet18 achieved  $1.12\times$  speedup. The fetch stalls with ImageNet-22k was lower than a more complex dataset like OpenImages because of the low per-image size that increased the the number of samples the storage can deliver per second.

Finally, we perform HP search with 8 concurrent jobs on Config-SSD-V100 on 7 image classification models. As shown in Figure 17, CoordL results in upto  $2.5\times$  speedup.

### D.2 Cache misses with CoordL

CoordL’s MinIO cache is designed to minimize the amount of storage I/O per epoch, by efficiently utilizing the all the items in cache. Table 6 enumerates the fetch misses and total disk I/O for DALI-seq, DALI-shuffle and CoordL when training ShuffleNetv2 on OpenImages dataset on Config-SSD-V100. This server can cache 65% of the dataset. CoordL is able to reduce disk I/O by 47% compared to DALI-seq and 33% compared to DALI-shuffle, by reducing thrashing by 47% and 33% respectively. MinIO cache is able to reduce the cache misses down to capacity misses.

### D.3 Scalability of partitioned caching

Our paper shows that when training is distributed across just enough servers that can cache the entire dataset in mem-

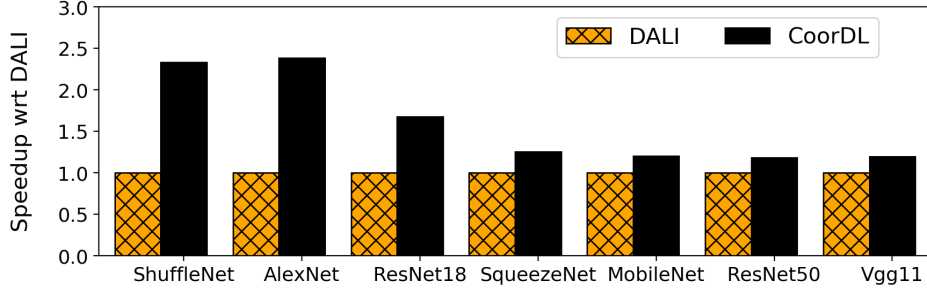
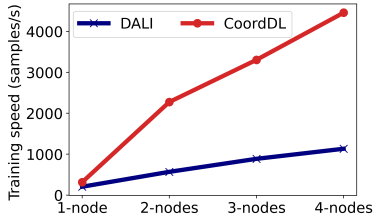


Figure 17: **HP search with ImageNet-22k dataset.** This plot shows the normalized training speed wrt DALI, when training 8 concurrent HP search jobs on Config-SSD-V100.



(a) Distributed training

Nodes	Disk IO(GB)
1	342
2	119
3	70
4	50

(b) Disk IO

Figure 18: **Distributed training with CoordDL.** The plot compares DALI with CoordDL when training ResNet50 across upto 4 nodes. Even when each node can cache 65% of the dataset, DALI results in I/O bound training due to disk fetch, while CoordDL results in zero disk accesses beyond first epoch.

Model	Per job speed (Samples/s)	
	DALI	CoordDL
ShuffleNet	1441	1.81×
AlexNet	1399	1.87×
ResNet18	1056	1.53×
SqueezeNet	835	1.50×
MobileNet	752	1.35×
ResNet50	569	1.21×
VGG11	552	1.22×

Table 7: **HP search with CoordDL on a fully cached dataset.** On Config-SSD-V100, when training with the small ImageNet-1k dataset that fits in memory, CoordDL provides upto 1.87× speedup by eliminating redundant pre-processing

ory, partitioned caching can speed up training jobs by upto 15×. However, when we distribute training to more servers, such that their aggregate memory is higher than the total dataset size, CoordDL continues to outperform DALI as shown in Figure 18a. In this experiment, we train ResNet50 on OpenImages on Config-HDD-1080Ti, where each server can cache 65% of the dataset. When training extends to 24 GPUs(3servers), or 32 GPUs(4 servers), the throughput with CoordDL increases because, training is not bottlenecked on I/O and more GPUs for training naturally results in faster training due to increase in GPU parallelism. With DALI, although the throughput increases, it is still I/O bound; the increase in throughput is due to the reduced disk I/O per server when training is distributed as shown in Table 18b. Although the I/O per server decreases with DALI as we distribute training across more servers, note that the GPU parallelism is also proportionately increasing; the GPU compute rate ( $G$ ) and prefetch rate ( $F$ ), are proportionately increasing, leaving the performance gap the same. CoordDL however, masks this gap by eliminating storage I/O by exploiting the high bandwidth Ethernet between servers.

#### D.4 HP search with fully cached dataset

The core of CoordDL’s ability to speed up HP search jobs comes from coordinating pre-processing to overcome the imbalance in the ratio of CPU cores to GPU. We perform HP search with 8 jobs on Config-SSD-V100 with ImageNet-1k dataset that fits entirely in memory. As shown in Table 7, CoordDL sped up HP search by 1.9× on AlexNet and and 1.2× on ResNet50 by eliminating redundant pre-processing operations.

#### D.5 HP search on servers with high CPU count

Config-SSD-V100 has 3 CPU cores per V100 GPU. To understand if servers like AWS p3.16xlarge with more CPU cores exhibit data stalls due to lack of co-ordination in pre-processing, we perform HP search with 8 1-GPU jobs on a server with 64 vCPUs and 8 V100s. Our experiment considers a fully-cached dataset to eliminate any I/O stalls. When training ResNet18 with OpenImages, CoordDL’s co-ordinated prep accelerated training by 2× even when a total of 64vCPUs are used (8vCPUs per GPU).

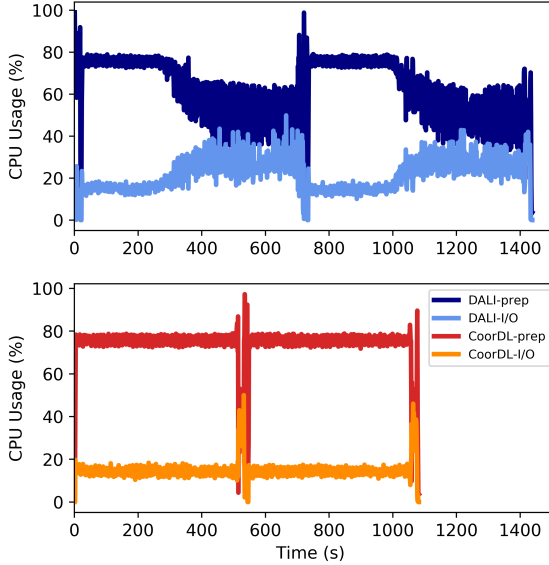


Figure 19: **CPU utilization with MinIO.** This plot shows the CPU utilization over time for DALI and CoorDL when training ResNet18 on OpenImages. CoorDL uses cache effectively to reduce disk I/O, therefore utilizing CPU on useful pre-processing rather than waiting on I/O

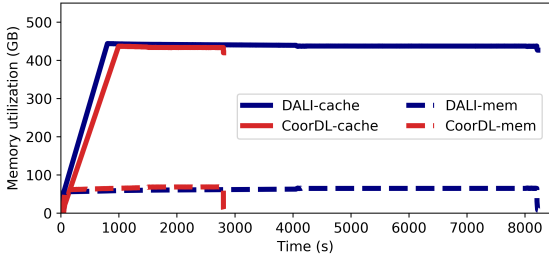


Figure 20: **Memory utilization of coordinated prep.** This plot shows the memory utilization for two epochs of HP search using AlexNet on OpenImages, with 8 concurrent jobs. CoorDL uses 5GB of extra process memory; resulting in 5GB lower cache space. Total memory utilization at the node is constant.

## D.6 Resource utilization with CoorDL

**CPU utilization with CoorDL.** The paper showed how MinIO reduces the amount of data fetched from storage in each epoch and regularizes the data access pattern. Profiling the CPU during training of ResNet18 on OpenImages shows that the pre-processing threads in DALI are often stalled waiting for I/O as in Figure 19. Since MinIO reduces the total disk I/O, CoorDL is able to better utilize the CPU threads for pre-processing. The combination of lower disk I/O and better CPU utilization leads to shorter training times when using CoorDL.

**Low memory overhead of co-ordinated prep.** By design,

co-ordinated prep has the same memory requirements as DALI. To experimentally validate this, we track the memory utilization of running hyperparameter search on AlexNet on OpenImages on a Config-SSD-V100 server using eight concurrent jobs. Figure 20 plots the memory utilization over time for both the process working memory, and the cache. CoorDL uses 5 GB of extra process memory to store prepared mini-batches in memory until all hyperparameter jobs consume it. We reduce the cache space given to CoorDL by 5 GB (keeping the total memory consumption same for CoorDL and DALI). Despite the lower cache space, CoorDL still accelerated training by  $2.9\times$ .

## E Building Py-CoorDL in native PyTorch

As a proof of concept, we implemented two of the techniques behind CoorDL, MinIO and *coordinated prep* as a pluggable module to the native PyTorch DL (without DALI). This section briefly describes the implementation and presents the evaluation of Py-CoorDL against the native PyTorch DL.

### E.1 Implementation

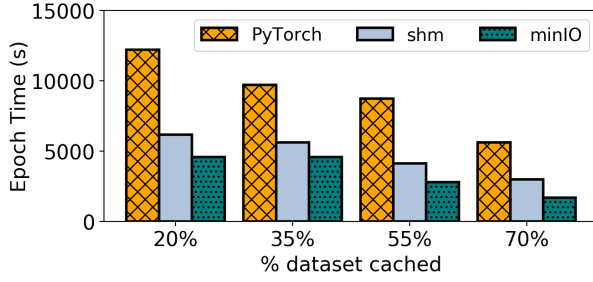
Py-CoorDL is implemented as a pluggable DataLoader module for PyTorch with minimal changes to its current DataLoader API. Py-CoorDL is implemented in 650 lines of Python code. Py-CoorDL is implemented using Python’s shared memory abstraction because PyTorch spawns multiple processes instead of threads to parallelize data fetch and prep (due to Python’s Global Interpreter Lock limiting concurrency of threads).

### E.2 Evaluation

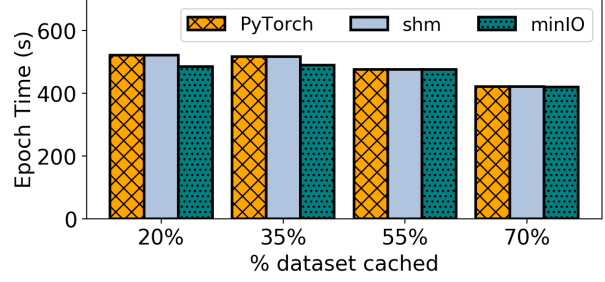
We evaluate Py-CoorDL on a server with 8 V100 GPUs, each with 16GB of GPU DRAM. Our server is 2 socket, 14-core Intel Xeon E5-2690@2.6GHz, with 500GB DRAM, and 2 different storage devices (SSD and HDD). We evaluate Py-CoorDL on five image classification models; AlexNet [53], ResNet18 [37], ShuffleNetv2 [86], SqueezeNet [40] and MobileNetv2 [75]. We set the batch size to the maximum that fits the GPU (512 for Alexnet, Shufflenet and ResNet18, 256 for the others). We train the model for 5 epochs and report the average epoch time excluding the first warmup epoch. We use the ImageNet 1K dataset of size 146GiB [74] and PyTorch 1.1. To evaluate the benefits of Py-CoorDL, we run our jobs in a Docker container with restricted memory to mimic the scenario where the dataset does not entirely fit in DRAM. This is equivalent to running the full ImageNet dataset (22K classes - 1.3TB) on our server.

#### E.2.1 Multi-GPU training in a server

**Hard drives.** Figure 21a plots the stabilized per epoch time as a function of cache size for ResNet18. In this experiment, DataParallel training is performed on 8 GPUs, each with a batch size of 512 and a total of 24 data workers pre-processing in parallel. Py-CoorDL brings down the per-epoch training



(a) HDD



(b) SSD

Figure 21: **Evaluation of MinIO caching policy.** The graphs compare the native PyTorch DataLoader with Py-CoorDL’s MinIO caching policy, and shows the speedup due to the two components in MinIO; sequential access in shared memory(shm), and increased cache hits(MinIO). On HDDs the sequential access of image files in shm provides significant speedup. On SSD, benefits with MinIO are marginal because training is bottlenecked on CPU prep.

time by  $2.1\times - 3.3\times$ . This is due to two reasons. First, Py-CoorDL increases the sequentiality of reading data items from the disk by indexing the entire data item instead of individual pages. Each data item in the ImageNet dataset is on average 150KB, which spans about 28 pages on disk. The native PyTorch DL fetches the pages of data items on demand, whenever the CPU thread requires to decode the item. As multiple data workers decode images in parallel, the pages from different images were requested randomly. Py-CoorDL reduces this randomness by reading the entire data item into memory, before decoding it. Second, MinIO caching policy results in 20% lower cache misses as compared to the page cache’s LRU scheme. Given the low throughput of disks (15MBps), this translates to a high savings in training time.

**Solid state drives.** Figure 21b shows the variation in training time for different cache sizes, when the dataset is accessed from a fast solid state drive (SSD). The throughput of the SSD is 500MBps. Reduction in cache trashing does not reduce the training time significantly because we are bottlenecked on pre-processing at the CPU (pre-processing throughput is around 327MBps). Therefore, the 20% reduction in store misses translates to a mere 7% lower training time. Note that when an optimized library like DALI is used for pre-processing, the CPU prep rate increases, making storage the bottleneck; this makes MinIO’s savings more significant with DALI.

## E.2.2 HP Search

To evaluate the benefits of coordinated prep, we construct a microbenchmark where each job trains the ResNet18 model on a single GPU in a server, when the entire dataset is cached in memory. We evaluate two scenarios; 4 jobs, each using 6 data workers for pre-processing ( 4 GPU and 24 CPU), and 8 jobs with 3 data workers each ( 8 GPU and 24 CPU). The per-epoch time for these scenarios is shown in Figure 22. As the number of concurrent jobs increase, the data stall time increases because each job gets fewer CPU cores for pre-processing. Py-CoorDL reduces the data stall time close to 0 in both cases. It does so by launching a unified data loading

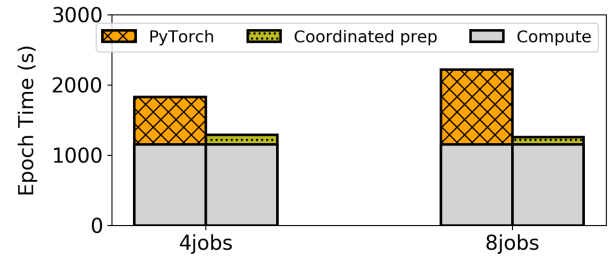


Figure 22: **Evaluation of coordinated prep.** This graph compares PyTorch against Py-CoorDL’s coordinated prep when training 6 or 8 HP search jobs on a server. Coordinated prep is able to reduce prep stalls significantly as compared to PyTorch

process that pre-processes the dataset exactly once per epoch using all 24 CPUs, and shares the prepared batches across all the jobs. This technique results in  $1.8\times$  lower training time when 8 jobs are run concurrently on a single server.

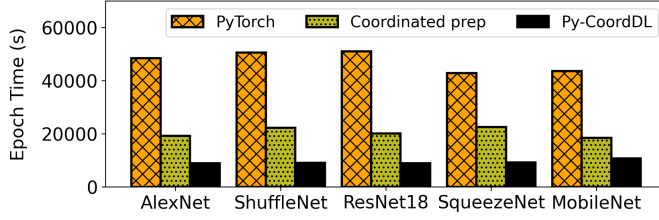
## E.2.3 End-to-end benefit of Py-CoorDL

We now evaluate the end-to-end benefit of CoorDL using a macrobenchmark; HP search using Ray Tune [57] when dataset does not fit entirely in memory.

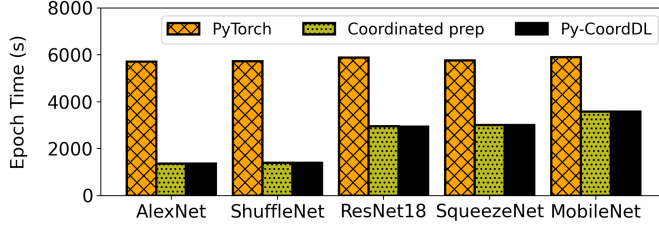
**Ray Tune.** Ray Tune [57] is a HP optimization framework that provides the flexibility of using various search algorithms such as Population Based Training (PBT), Median Stopping Rule, and HyperBand. Ray Tune uses one of these algorithms to pick a unique value for the HP, and launches a training job on one of the available GPUs. We modified Ray Tune’s job executor to use Py-CoorDL and launch training jobs one on each available GPU in a server. We used the Hyperband search algorithm to sample 16 values of (learning rate, momentum) pairs and set the stopping criteria to be the completion of one epoch for brevity. The trends remain the same if the stopping criteria is set to a target accuracy.

**Experiment setting.** We run this macrobenchmark on a machine with 8 GPUs (8 samples are trained in parallel). For the PyTorch DL, we set the number of data workers to 3 for





(a) End-to-end workload on HDD



(b) End-to-end workload on SSD

Figure 23: **End-to-end evaluation.** The graphs compare the total search time for HP optimization on Ray Tune using the baseline PyTorch DL and Py-CoordDL on hard disks and solid state drives. It also shows the contribution of individual components; when just coordinated prep is used without MinIO (indicated as coordinated prep) and when both techniques are used (shown as Py-CoordDL). On SSDs, MinIO does not help accelerate training as much as it does on HDDs, because the fetch rate is higher than the CPU prep rate on SSD.

each job and to evaluate Py-CoordDL, we set data workers to 24. Note the total number of data workers in the system is the same in both cases. We set the cache size set to 110GB ( $\approx 75\%$  of the dataset). We record the total reduction in search time compared to the baseline, and the contribution of each

of our techniques, *coordinated prep* alone, and when coordinated prep is combined with MinIO caching. We evaluate the benefits of Py-CoordDL in two scenarios; when the dataset resides on a slower storage media like hard drive and when it is on a relatively faster media like solid state drive.

**Dataset resides on hard drive.** As shown in Figure 23a, coordinated prep alone results in upto  $2.5\times$  speedup in total search time by reducing the total disk accesses by  $2.5\times$ . The savings in time comes directly from the reduced disk accesses because the DataLoader in this case is bottlenecked on I/O rather than pre-processing. When MinIO caching policy is enabled, the effective speedup is close to  $5.5\times$  due to reduced storage miss and reduction in random accesses.

**Dataset resides on solid state drive.** When the dataset is on a faster medium like SSD, whose throughput is higher than that of pre-processing, the bottleneck in the DataLoader shifts to CPU. In this scenario, as shown in Figure 23b, coordinated prep reduces the overhead of pre-processing and speeds up search time by reusing prepared minibatches across jobs. With the addition of MinIO policy, the search does not speed up significantly due to cheap IO.

### E.3 Summary

Py-CoordDL speeds up DNN training jobs by  $2\times - 5.7\times$  by enabling efficient reuse of both raw data items and pre-processed batches. Although Py-CoordDL has marginal gains when dataset resides on SSD, the reason was the slow pre-processing rate of data augmentation operations used by Py-Torch DL. If prep rate goes up, fetch stalls become prominent, and MinIO comes to the rescue, which is the case when using DALI for pre-processing [17].