

---

# RATT: Recurrent Attention to Transient Tasks for Continual Image Captioning

---

**Riccardo Del Chiaro\***  
MICC, University of Florence  
Florence 50134, FI, Italy  
riccardo.delchiaro@unifi.it

**Bartłomiej Twardowski**  
CVC, Universitat Autònoma de Barcelona  
08193 Barcelona, Spain  
bartlomiej.twardowski@cvc.uab.es

**Andrew D. Bagdanov**  
MICC, University of Florence  
Florence 50134, FI, Italy  
andrew.bagdanov@unifi.it

**Joost van de Weijer**  
CVC, Universitat Autònoma de Barcelona  
08193 Barcelona, Spain  
joost@cvc.uab.es

## Abstract

Research on continual learning has led to a variety of approaches to mitigating catastrophic forgetting in feed-forward classification networks. Until now surprisingly little attention has been focused on continual learning of recurrent models applied to problems like image captioning. In this paper we take a systematic look at continual learning of LSTM-based models for image captioning. We propose an attention-based approach that explicitly accommodates the *transient* nature of vocabularies in continual image captioning tasks – i.e. that task vocabularies are not disjoint. We call our method Recurrent Attention to Transient Tasks (RATT), and also show how to adapt continual learning approaches based on weight regularization and knowledge distillation to recurrent continual learning problems. We apply our approaches to incremental image captioning problem on two new continual learning benchmarks we define using the MS-COCO and Flickr30 datasets. Our results demonstrate that RATT is able to sequentially learn five captioning tasks while incurring *no* forgetting of previously learned ones.

## 1 Introduction

Classical supervised learning systems acquire knowledge by providing them with a set of annotated training samples from a task, which for classifiers is a single set of classes to learn. This view of supervised learning stands in stark contrast with how humans acquire knowledge, which is instead *continual* in the sense that mastering new tasks builds upon previous knowledge acquired when learning previous ones. This type of learning is referred to as *continual* learning (sometimes *incremental* or *lifelong* learning), and continual learning systems instead consume a sequence of tasks, each containing its own set of classes to be learned. Through a sequence of *learning sessions*, in which the learner has access only to labeled examples from the current task, the learning system should integrate knowledge from past and current tasks in order to accurately master them all in the end. A principal shortcoming of state-of-the-art learning systems in the continual learning regime is the phenomenon of *catastrophic forgetting* [10, 17]: in the absence of training samples from previous tasks, the learner is likely to *forget* them in the process of acquiring new ones.

Continual learning research has until now concentrated primarily on classification problems modeled with deep, feed-forward neural networks [8, 28]. Given the importance of recurrent networks for

---

\*Code for experiments available here: <https://github.com/delchiaro/RATT>

many learning problems, it is surprising that continual learning of recurrent networks has received so little attention [6, 40]. A recent study on catastrophic forgetting in deep LSTM networks [35] observes that forgetting is more pronounced than in feed-forward networks. This is caused by the recurrent connections which amplify each small change in the weights. In this paper, we consider continual learning for captioning, where a recurrent network (LSTM) is used to produce the output sentence describing an image. Rather than having access to all captions jointly during training, we consider different captioning tasks which are learned in a sequential manner (examples of tasks could be captioning of sports, weddings, news, etc).

Most continual learning settings consider tasks that each contain a set of classes, and these sets are disjoint [30, 32, 37]. A key aspect of continual learning for image captioning is the fact that tasks are naturally split into overlapping vocabularies. Task vocabularies might contain nouns and some verbs which are specific to a task, however many of the words (adjectives, adverbs, and articles) are *shared* among tasks. Moreover, the presence of homonyms in different tasks might directly lead to forgetting of previously acquired concepts. This *transient* nature of words in task vocabularies makes continual learning in image captioning networks different from traditional continual learning.

In this paper we take a systematic look at continual learning for image captioning problems using recurrent, LSTM networks. We consider three of the principal classes of approaches to exemplar-free continual learning: weight-regularization approaches, exemplified by Elastic Weight Consolidation (EWC) [17]; knowledge distillation approaches, exemplified by Learning without Forgetting (LwF) [19]; and attention-based approaches like Hard Attention to the Task (HAT) [37]. For each we propose modifications specific to their application to recurrent LSTM networks, in general, and more specifically to image captioning in the presence of transient task vocabularies.

The contributions of this work are threefold: (1) we propose a new framework and splitting methodologies for modeling continual learning of sequential generation problems like image captioning; (2) we propose an approach to continual learning in recurrent networks based on transient attention masks that reflect the transient nature of the vocabularies underlying continual image captioning; and (3) we support our conclusions with extensive experimental evaluation on our new continual image captioning benchmarks and compare our proposed approach to continual learning baselines based on weight regularization and knowledge distillation. To the best of our knowledge we are the first to consider continual learning of sequential models in the presence of *transient tasks vocabularies* whose classes may appear in some learning sessions, then disappear, only to reappear in later ones.

## 2 Related work

**Catastrophic forgetting.** Early works demonstrating the inability of networks to retain knowledge from previously task when learning new ones are [27] and [10]. Approaches include methods that mitigate catastrophic forgetting via replay of exemplars (iCarl [32], EEIL [3], and GEM [22]) or by performing pseudo-replay with GAN-generated data [21, 39, 43]. Weight regularization has also been investigated [1, 17, 46]. Output regularization via knowledge distillation was investigated in LwF [19], as well as architectures based on network growing [34, 36] and attention masking [24, 26, 37]. For more details we refer to recent surveys on continual learning [28, 8].

**Image captioning.** Modern captioning techniques are inspired by machine translation and usually employ a CNN image encoder and RNN text decoder to “translate” images into sentences. NIC [42] uses a pre-trained CNN to encode the image and initialize an LSTM decoder. Differently, in [25] image features are used at each time step, while in [9] a two-layer LSTM is employed. Recurrent latent variable is introduced in [5], encoding the visual interpretation of previously-generated words and acting as a long-term visual memory during next words generation. In [44] a spatial attention mechanism is introduced: the model is able to focus on specific regions of the image according to the previously generated words. *ReviewerNet* [45] also selects in advance which part of the image will be attended, so that the decoder is aware of it from the beginning. *Areas of Attention* [29] models the dependencies between image regions and generated words given the RNN state. A visual sentinel is introduced in [23] to determine, at each decoding step, if it is important to attend the visual features. The authors of [2] mixed bottom-up attention (implemented with an object detection network in the encoder) and a top-down attention mechanism in the LSTM decoder that attend to the visual features of the salient image regions selected by the encoder. Recently, transformer-based methods [41] have been applied to image captioning [15, 12, 7], which eliminate the LSTM in the decoder.

The focus of this paper is RNN-based captioning architectures and how they are affected by catastrophic forgetting. For more details on image captioning we refer to recent surveys [14, 18].

**Continual learning of recurrent networks.** A fixed expansion layer technique was proposed to mitigate forgetting in RNNs in [6]. A dedicated network layer that exploits sparse coding of RNN hidden state is used to reduce the overlap of pattern representations. In this method the network grows with each new task. A Net2Net technique was used for expanding the RNN in [40]. The method uses GEM [22] for training on a new task, but has several shortcomings: model weights continue to grow and it must retain previous task data in the memory.

Experiments on four synthetic datasets were conducted in [35] to investigate forgetting in LSTM networks. The authors concluded that the LSTM topology has no influence on forgetting. This observations motivated us to take a close look to continual image captioning where the network architecture is more complex and an LSTM is used as a output decoder.

### 3 Continual LSTMs for transient tasks

We first describe our image captioning model and some details of LSTM networks. Then we describe how to apply classical continual learning approaches to LSTM networks.

#### 3.1 Image captioning Model

We use a captioning model similar to Neural Image Captioning (NIC) [42]. It is an encoder-decoder network that “translates” an image into a natural language description. It is trained end-to-end, directly maximizing the probability of correct sequential generation:

$$\hat{\theta} = \arg \max_{\theta} \sum_{(I,s)} \log p(s_N | I, s_1, \dots, s_{N-1}; \theta). \quad (1)$$

where  $s = [s_1, \dots, s_N]$  is the target sentence for image  $I$ ,  $\theta$  are the model parameters.

The decoder is an LSTM network in which words  $s_1, \dots, s_{n-1}$  are encoded in the hidden state  $h_n$  and a linear classifier is used to predict the next word at time step  $n$ :

$$x_0 = V \text{ CNN}(I) \quad (2) \quad h_n = \text{LSTM}(x_n, h_{n-1}) \quad (4)$$

$$s_n = S s_n \quad (3) \quad p_{n+1} = C h_n \quad (5)$$

where  $S$  is a word embedding matrix,  $s_n$  is the  $n$ -th word of the ground-truth sentence for image  $I$ ,  $C$  is a linear classifier, and  $V$  is the visual projection matrix that projects image features from the CNN encoder into the embedding space at time  $n = 0$ .

The LSTM network is defined by the following equations (for which we omit the bias terms):

$$i_n = \sigma(W_{ix}x_n + W_{ih}h_{n-1}) \quad (6)$$

$$o_n = \sigma(W_{ox}x_n + W_{oh}h_{n-1}) \quad (7)$$

$$f_n = \sigma(W_{fx}x_n + W_{fh}h_{n-1}) \quad (8)$$

$$g_n = \tanh(W_{gx}x_n + W_{gh}h_{n-1}) \quad (9)$$

$$h_n = o_n \odot c_n \quad (10)$$

$$c_n = f_n \odot c_{n-1} + i_n \odot g_n \quad (11)$$

where  $\odot$  is the Hadamard (element-wise) product,  $\sigma$  the logistic function,  $c$  the LSTM cell state. The  $W$  matrices are the trainable LSTM parameters related to input  $x$  and hidden state  $h$ , for each gate  $i, f, o, g$ . The loss used to train the network is the sum of the negative log likelihood of the correct word at each step:

$$\mathcal{L}(x, s) = - \sum_{n=1}^N \log p_n(s_n). \quad (12)$$

**Inference.** During training we perform teacher forcing using  $n$ -th word of the target sentence as input to predict word  $n + 1$ . At inference time, since we have no target caption, we use the word predicted by the model at the previous step  $\arg \max p_n$  as input to the word embedding matrix  $S$ .

### 3.2 Continual learning of recurrent models

Normally catastrophic forgetting is highlighted in continual learning benchmarks by defining tasks that are mutually disjoint in the classes they contain (i.e. no class belongs to more than one task). For sequential problems like image captioning, however, this is not so easy: sequential learners must classify *words* at each decoding step, and a large vocabulary of *common* words are needed for any practical captioning task.

**Incremental model.** Our models are trained on sequences of captioning tasks, each having different vocabularies. For this reason any captioning model must be able to enlarge its vocabulary. When a new task arrives we add a new column for each new word in the classifier and word embedding matrices. The recurrent network remains untouched because the embedding projects inputs into the same space. The basic approach to adapt to the new task is to fine-tune the network over the new training set. To manage the different classes (words) of each task we have two possibilities: (1) Use different classifier and word embedding matrices for each task; or (2) Use a common, growing classifier and a common, growing word embedding matrix.

The first option has the advantage that each task can benefit from ad hoc weights for the task, potentially initializing from the previous task for the common words. However, it also increases decoder network size consistently with each new task. The second option has the opposite advantage of keeping the dimension of the network bounded, sharing weights for all common words. Because of the nature of the captioning problem, many words will be shared and duplicating both word embedding matrix and classifier for all the common words seems wasteful. Thus we adopt the second alternative. With this approach, the key trick is to *deactivate* classifier weights for words not present in the current task vocabulary.

We use  $\hat{\theta}^t$  to denote optimal weights learned for task  $t$  on dataset  $D_t$ . After training on task  $t$ , we create a new model for task  $t + 1$  with expanded weights for classifier and word embedding matrices. We use weights from  $\hat{\theta}^t$  to initialize the shared weights of the new model.

### 3.3 Recurrent continual learning baselines

We describe how to adapt two common continual learning approaches, one based on weight regularization and the other on knowledge distillation. We will use these as baselines in our comparison.

**Weight regularization.** A common method to prevent catastrophic forgetting is to apply regularization to important model weights before proceeding to learn a new task [1, 4, 17, 46]. Such methods can be directly applied to recurrent models with little effort. We choose Elastic Weight Consolidation (EWC) [37] as a regularization-based baseline. The key idea of EWC is to limit change to model parameters vital to previously-learned tasks by applying a quadratic penalty to them depending on their importance. Parameter importance is estimated using a diagonal approximation of the Fisher Information Matrix. The additional loss function we minimize when learning task  $t$  is:

$$\mathcal{L}_{\text{EWC}}^t(x, S; \theta^t) = \mathcal{L}(x, S) + \lambda \sum_i \frac{1}{2} F_i^{t-1} (\theta_i^t - \hat{\theta}_i^{t-1})^2, \quad (13)$$

where  $\hat{\theta}^{t-1}$  are the estimated model parameters for the previous task,  $\theta^t$  are the model parameters at the current task  $t$ ,  $\mathcal{L}(x, S)$  is the standard loss used for fine-tuning the network on task  $t$ ,  $i$  indexes the model parameters shared between tasks  $t$  and  $t - 1$ ,  $F_i^{t-1}$  is the  $i$ -th element of a diagonal approximation of the Fisher Information Matrix for model after training on task  $t - 1$ , and  $\lambda$  weights the importance of the previous task. We apply Eq. 13 to all trainable weights. Due to the transient nature of words across tasks, we do not expect weight regularization to be optimal since some words are shared and regularization limits the plasticity needed to adjust to a new task.

**Recurrent Learning without Forgetting.** We also apply a knowledge distillation [13] approach inspired by Learning without Forgetting (LwF) [19] on the LSTM decoder network to prevent catastrophic forgetting. The model after training task  $t - 1$  is used as a teacher network when fine-tuning on task  $t$ . The aim is to let the new network freely learn how to classify new words appearing in task  $t$  while keeping stable the predicted probabilities for words from previous tasks.

To do this, at each step  $n$  of the decoder network the previous decoder is also fed with the data coming from the new task  $t$ . Note that the input to the LSTM at each step  $n$  is the embedding of the  $n$ -th word in the target caption, and the same embedding is given as input to both teacher and student



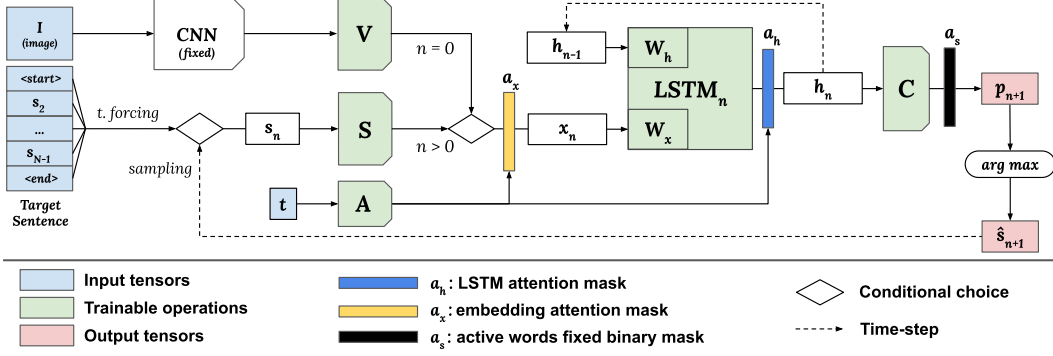


Figure 1: Recurrent Attention to Transient Tasks (RATT). See section 4 for a detailed description of each component of the continual captioning network.

networks – i.e. the student network’s embedding of word  $n$  is also used as input for the teacher, while each network uses its own hidden state  $h_{n-1}$  and cell state  $c_{n-1}$  to decode the next word. At each decoding step, the output probabilities  $p_{n+1}^{t, <t}$  from the student network LSTM corresponding to words present in tasks  $1, \dots, t-1$  are compared with the those predicted by the teacher network,  $p_{n+1}^{t-1, <t}$ . A distillation loss ensures that the student network does not deviate from the teacher:

$$\mathcal{L}_{\text{LwF}}^t(\hat{p}^t, \hat{p}^{t-1}) = -\sum_n H(\gamma(p_n^{t, <t}), \gamma(p_n^{t-1, <t})) \quad (14)$$

where  $\gamma(\cdot)$  rescales a probability vector  $p$  with temperature parameter  $T$ . This loss is combined with the LSTM training loss (see Eq. 12). Note that differently from [19], we do not fine-tune the classifier of the old network because we use a single, incremental word classifier.

#### 4 Attention for continual learning of transient tasks

Inspired by the Hard Attention to the Task (HAT) method [37], we developed an attention-based technique applicable to recurrent networks. We name it *Recurrent Attention to Transient Tasks (RATT)*, since it is specifically designed for recurrent networks with task transience. The key idea is to use an attention mechanism to allocate a portion of the activations of each layer to a *specific* task  $t$ . An overview of RATT is provided in figure 1.

**Attention masks.** The number of neurons used for a task is limited by two task-conditioned attention masks: embedding attention  $a_x^t \in [0, 1]$  and hidden state attention  $a_h^t \in [0, 1]$ . These are computed with a sigmoid activation  $\sigma$  and a positive scaling factor  $s$  according to:

$$a_x^t = \sigma(sA_x t^T), \quad a_h^t = \sigma(sA_h t^T), \quad (15)$$

where  $t$  is a one-hot task vector, and  $A_x$  and  $A_h$  are embedding matrices. Next to the two attention mask, we have a vocabulary mask  $a_s^t$  which is a binary mask identifying the words of the vocabulary used in task  $t$ :  $a_{s,i}^t = 1$  if word  $i$  is part of the vocabulary of task  $t$  and is zero otherwise. The forward pass (see Eqs.2 and 5) of the network is modulated with the attention masks according to:

$$\bar{x}_0 = x_0 \odot a_x^t \quad (16) \quad \bar{h}_n = h_n \odot a_h^t \quad (18)$$

$$\bar{x}_n = x_n \odot a_x^t \quad (17) \quad \bar{p}_{n+1} = p_{n+1} \odot a_s^t \quad (19)$$

Attention masks act as an inhibitor when their value is near 0. The main idea is to learn attention masks during training, and as such learn a limited set of neurons for each task. Neurons used in previous tasks can still be used in subsequent ones, however the weights which were important for previous tasks have reduced plasticity (depending on the amount of attention to for previous tasks).

**Training.** For training we define the cumulative forward mask as:

$$a_x^{<t} = \max(a_x^{t-1}, a_x^{<t-1}), \quad (20)$$

$a_h^{<t}$  and  $a_s^{<t}$  are similarly defined. We now define the following backward masks which have the dimensionality of the weight matrices of the network and are used to selectively backpropagate the gradient to the LSTM layers:

$$B_{h,ij}^t = 1 - \min(a_{h,i}^{<t}, a_{h,j}^{<t}), \quad B_{x,ij}^t = 1 - \min(a_{h,i}^{<t}, a_{x,j}^{<t}) \quad (21)$$

Note that we use  $a_{h,i}$  refer to the  $i$ -th element of vector  $a_h$ , etc. The backpropagation with learning rate  $\lambda$  is then done according to

$$W_h \leftarrow W_h - \lambda B_h^t \odot \frac{\partial \mathcal{L}^t}{\partial W_h}, \quad W_x \leftarrow W_x - \lambda B_x^t \odot \frac{\partial \mathcal{L}^t}{\partial W_x}. \quad (22)$$

The only difference from standard backpropagation are the backward matrices  $B$  which prevents the gradient from changing those weights that were highly attended in previous tasks. The backpropagation updates to the other matrices in Eqs. 6-9 are similar (see Suppl. Materials).

Other than [37] we also define backward masks for the word embedding matrix  $S$ , the linear classifier  $C$ , and the image-projection matrix  $V$ :

$$B_{S,ij}^t = 1 - \min(a_{x,i}^{<t}, a_{s,j}^{<t}), \quad B_{C,ij}^t = 1 - \min(a_{s,i}^{<t}, a_{h,j}^{<t}), \quad B_{V,ij}^t = 1 - a_{x,i}^{<t}, \quad (23)$$

and the corresponding backpropagation updates:

$$S \leftarrow S - \lambda B_S^t \odot \frac{\partial \mathcal{L}^t}{\partial S}, \quad C \leftarrow C - \lambda B_C^t \odot \frac{\partial \mathcal{L}^t}{\partial C}, \quad V \leftarrow V - \lambda B_V^t \odot \frac{\partial \mathcal{L}^t}{\partial V}. \quad (24)$$

The backward mask  $B_V^t$  modulates the backpropagation to the image features. Since we do not define a mask on the output of the fixed image encoder, this is only defined by  $a_x^{<t}$ .

Linearly annealing the scaling parameter  $s$ , used in Eq. 15, during training (like [37]) was found to be beneficial. We apply  $s = \frac{1}{s_{max}} + \left(s_{max} - \frac{1}{s_{max}}\right) \frac{b-1}{B-1}$  where  $b$  is the batch index and  $B$  is the total number of batches for the epoch. We used  $s_{max} = 2000$  and  $s_{max} = 400$  for experiments on Flickr30k and MS-COCO, respectively.

The loss used to promote low network usage and to keep some neurons available for future tasks is:

$$\mathcal{L}_a^t = \frac{\sum_i a_{x,i}^t (1 - a_{x,i}^{<t})}{\sum_i (1 - a_{x,i}^{<t})} + \frac{\sum_i a_{h,i}^t (1 - a_{h,i}^{<t})}{\sum_i (1 - a_{h,i}^{<t})}. \quad (25)$$

This loss is combined with Eq. 12 for training. The loss encourages attention to only a few new neurons. However, tasks can attend to previously attended neurons without any penalty. This encourages forward transfer during training. If the attention masks are binary, the system would not suffer from any forgetting, however it would lose its backward transfer ability.

Differently than [37], when computing  $B_S^t$  we take into account the recurrency of the network, considering the classifier  $C$  to be the previous layer of  $S$ . In addition, our output masks  $a_s$  allow for overlap to model the transient nature of the output vocabularies, whereas [37] only considers non-overlapping classes for the various tasks.

## 5 Experimental results

All experiments use the same architecture: for the encoder network we used ResNet151 [11] pre-trained on ImageNet [33]. Note that the image encoder is frozen and is not trained during continual learning, as is common in many image captioning systems. The decoder consists of the word embedding matrix  $S$  that projects the input words into a 256-dimensional space, an LSTM cell with hidden size 512 that takes the word (or image feature for the first step) embeddings as input, and a final fully connected layer  $C$  that take as input the hidden state  $h_n$  at each LSTM step  $n$  and outputs a probability distribution  $p_{n+1}$  over the  $|V^t|$  words in the vocabulary for current task  $t$ .

We applied all techniques on the Flickr30K [31] and MS-COCO [20] captioning datasets (see next section for task splits). All experiments were conducted using PyTorch, networks were trained using the Adam [16] optimizer, all hyperparameters were tuned over validation sets. Batch size, learning rate and max-decode length for evaluation were set, respectively, to 128,  $4e-4$ , and 26 for MS-COCO, and 32,  $1e-4$  and 40 for Flickr30k. These differences are due to the size of the training set and by the average caption lengths in the two datasets.

Inference at test time is *task-aware* for all methods. For EWC and LwF this means that we consider only the word classifier outputs corresponding to the correct task, and for RATT that we use the fixed output masks for the correct task. All metrics were computed using the nlg-eval toolkit [38]. Models where trained for a fixed number of epochs and the best model according to BLEU-4 performance on the validation set were chosen for each task. When proceeding to the next task, the best model from the previous task were used as a starting point.

Task	Train	Valid	Test	Vocab (words)
transport	14,266	3,431	3,431	3,116
animals	9,314	2,273	2,273	2,178
sports	10,077	2,384	2,384	1,967
food	7,814	1,890	1,890	2,235
interior	17,541	4,340	4,340	3,741
<b>total</b>	<b>59,012</b>	<b>14,318</b>	<b>14,318</b>	<b>6,344</b>

Task	Train	Valid	Test	Vocab (words)
scene	5,000	170	170	2,714
animals	3,312	107	113	1,631
vehicles	4,084	123	149	2,169
instruments	1,290	42	42	848
<b>total</b>	<b>18,283</b>	<b>607</b>	<b>636</b>	<b>4,123</b>

(a) MS-COCO task statistics

(b) Flickr30k task statistics

Table 1: Number of images and words per task for our MS-COCO and Flickr30K splits.

## 5.1 Datasets and task splits

For our experiments we use two different captioning datasets: MS-COCO [31] and Flickr30k [20]. We split MS-COCO into tasks using a *disjoint visual categories* procedure. For this we defined five tasks based on disjoint MS-COCO super-categories containing related classes (*transport*, *animals*, *sports*, *food* and *interior*). For Flickr30K we instead used an *incremental visual categories* procedure. Using the visual entities, phrase types, and splits from [31] we identified four tasks: *scene*, *animals*, *vehicles*, *instruments*. In this approach the first task contains a set of visual concepts that can also be appear in future tasks.

Some statistics on number of images and vocabulary size for each task are given in table 1 for both datasets. See the supplementary material for a detailed breakdown of classes appearing in each task and more details on these dataset splits. MS-COCO does not provide a test set, so we randomly selected half of the validation set images and used them for testing only. Since images have at least five captions, we used the first five captions for each image as the target.

## 5.2 Ablation study

We conducted a preliminary study on our split of MS-COCO to evaluate the impact of our proposed Recurrent Attention to Transient Tasks (RATT) approach. In this experiment we progressively introduce the attention masks described in section 4. We start with the basic captioning model with no forgetting mitigation, and so is equivalent to *fine-tuning*. Then we introduce the mask on hidden state  $h_n$  of the LSTM (along with the corresponding backward mask), and then the constant binary mask on the classifier that depends on the words of the current task, then the visual and word embedding masks, and finally the combination of all masks.

In figure 2 we plot the BLEU-4 performance of these configurations for each training epoch and each of the five MS-COCO tasks. Note that for later tasks the performance on early epochs (i.e. *before* encountering the task) is noisy as expected – we are evaluating performance on *future* tasks. These results clearly show that applying the mask to LSTM decreases forgetting in the early epochs when learning a new task. However, performance continues to decrease and in some tasks the result is similar to fine-tuning. Even if the LSTM is forced to remember how to manage hidden states for previous tasks, the other parts of the network suffer from catastrophic forgetting. Adding the classifier mask improves the situation, but the main contribution comes from applying the mask to the embedding. Applying all masks we obtain zero or nearly-zero forgetting. This depends on the  $s_{max}$  value used during training: in these experiments we use  $s_{max} = 400$ , which results in zero forgetting of previous tasks. We also conducted an ablation study on the  $s_{max}$  parameter. From the

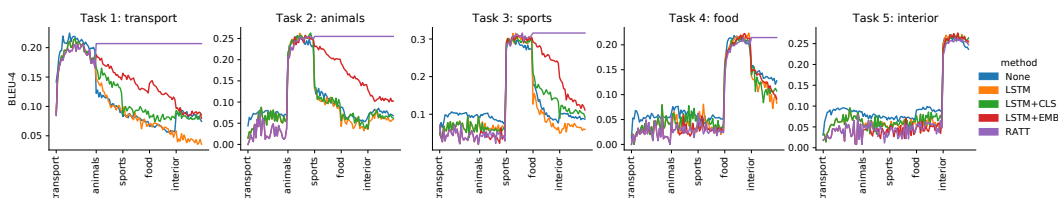


Figure 2: BLEU-4 performance for several ablations at each epoch over the whole sequence of MS-COCO tasks.

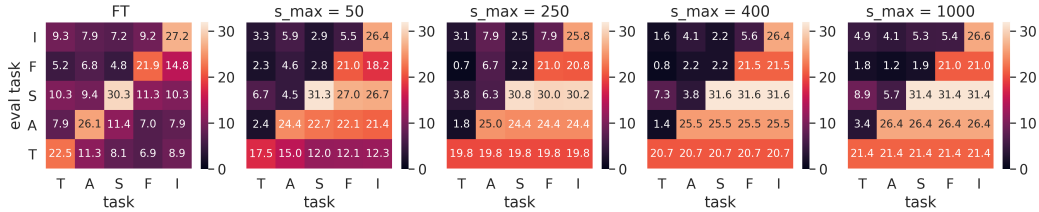


Figure 3: RATT ablation on the MS-COCO validation set using different  $s_{max}$  values and fine-tuning baseline. Each heatmap reports BLEU-4 performance for one of the ablated models evaluated on different tasks at the end of the training of each task.

results in figure 3 we can see that higher  $s_{max}$  values improve old task performance, and sufficiently high values completely avoid forgetting. Using moderate values, however, can be helpful to increase performance in later tasks. See supplementary material for additional ablations.

### 5.3 Results on MS-COCO

In table 2 we report the performance of a fine-tuning baseline with no forgetting mitigation (FT), EWC, LwF, and RATT on our splits for the MS-COCO captioning dataset. The forgetting percentage is computed by taking the BLEU-4 score for each model after training on the last task and dividing it by the BLEU-4 score at the end of the training of each individual task. From the results we see that all techniques consistently improve performance on previous tasks when compared to the FT baseline. Despite the simplicity of EWC, the improvement over fine-tuning is clear, but it struggles to learn a good model for the last task. LwF instead shows the opposite behavior: it is more capable of learning the last task, but forgetting is more noticeable. RATT achieves *zero* forgetting on MS-COCO, although at the cost of some performance on the final task. This is to be expected, though, as our approach deliberately and progressively limits network capacity to prevent forgetting of old tasks. Qualitative results on MS-COCO are provided in figure 4.

### 5.4 Results on Flickr30k

In table 3 we report performance of a fine-tuning baseline with no forgetting mitigation (FT), EWC, LwF, and RATT on our Flickr30k task splits. Because these splits are based on *incremental visual categories*, it does not reflect a classical continual-learning setup that enforce disjoint categories to maximize catastrophic forgetting: not only there are common words that share the same meaning between different tasks, but some of the visual categories in early tasks are also present in future ones. For this reason, learning how to describe task  $t = 1$  also implies learning at least how to partially describe future tasks, so forward and backward transfer is significant.

Despite this, we see that all approaches increase performance on old tasks (when compared to FT) while retaining good performance on the last one. Note that both RATT and LwF result in *negative forgetting*: in these cases the training of a new task results in backward transfer that increases performance on an old one. EWC improvement is marginal, and LwF behaves a bit better and seems more capable of exploiting backward transfer. RATT backward transfer is instead limited by the choice of a high  $s_{max}$ , which however guarantees nearly zero forgetting.

	Transport				Animals				Sports				Food				Interior			
	FT	EWC	LwF	RATT	FT	EWC	LwF	RATT	FT	EWC	LwF	RATT	FT	EWC	LwF	RATT	FT	EWC	LwF	RATT
BLEU-4	.0928	.1559	.1277	<b>.2126</b>	.0816	.1545	.1050	<b>.2468</b>	.0980	.2182	.1491	<b>.3161</b>	.1510	.1416	.1623	<b>.2169</b>	.2712	.2107	.2537	<b>.2727</b>
METEOR	.1472	.1919	.1708	<b>.2169</b>	.1396	.1779	.1577	<b>.2349</b>	.1639	.2209	.1918	<b>.2707</b>	.1768	.1597	.1962	<b>.2110</b>	<b>.2351</b>	.1967	.2286	.2257
CIDEr	.2067	.4273	.3187	<b>.6349</b>	.1480	.4043	.2158	<b>.7249</b>	.1680	.5146	.3277	<b>.8085</b>	.2668	.2523	.3816	<b>.5195</b>	<b>.6979</b>	.4878	.6554	.6536
% forgetting	59.1	31.2	43.7	0.0	67.5	33.8	45.0	0.0	68.9	23.6	45.0	0.0	32.8	14.6	16.5	0.0	N/A	N/A	N/A	N/A

Table 2: Performance on MS-COCO. Numbers are the per-task performance after training on the *last* task. Per-task forgetting in the last row is the BLEU-4 performance after the last task divided by the BLEU-4 performance measured immediately after learning each task.

	Scene				Animals				Vehicles				Instruments			
	FT	EWC	LwF	RATT	FT	EWC	LwF	RATT	FT	EWC	LwF	RATT	FT	EWC	LwF	RATT
<b>BLEU-4</b>	.1074	.1370	.1504	<b>.1548</b>	.1255	.1381	.1384	<b>.1921</b>	.1083	.1332	.1450	<b>.1724</b>	.1909	.2313	.1862	<b>.2386</b>
<b>METEOR</b>	.1570	.1722	<b>.1851</b>	.1710	.2046	.1833	.1954	<b>.2107</b>	.1625	.1770	<b>.1847</b>	.1750	<b>.1933</b>	.1714	.1876	.1782
<b>CIDEr</b>	.1222	.1688	.2402	<b>.2766</b>	.2460	.2755	.2756	<b>.4708</b>	.1586	.1315	.1748	<b>.2988</b>	.2525	.2611	<b>.2822</b>	.2329
<b>% forgetting</b>	31.1	11.3	2.7	-2.5	38.7	19.2	-15.1	0.0	35.6	4.9	-1.5	0.0	N/A	N/A	N/A	N/A

Table 3: Performance on Flickr30K. Evaluation is the same as for MS-COCO.

	MS-COCO					Flickr30k			
	T	A	S	F	I	S	A	V	I
<b>RATT vs EWC</b>	75.0%	77.5%	72.5%	85.0%	57.5%	61.8%	76.4%	67.3%	59.5%
<b>RATT vs LwF</b>	77.5%	82.5%	75.0%	62.5%	47.5%	45.5%	69.1%	63.6%	59.5%

Table 4: Human captioning evaluation on both MS-COCO and Flickr30k. For each task, we report the percentage of examples for which users preferred the caption generated by RATT.

## 5.5 Human evaluation experiments

We performed an evaluation based on human quality judgments using 200 images (40 from each task) from the MS-COCO test splits. We generated captions with RATT, EWC, and LwF after training on the last task and then presented ten users with an image and RATT and baseline captions in random order. Users were asked (using forced choice) to select which caption best represents the image content. A similar evaluation was performed for the Flickr30k dataset with twelve users. The percentage of users who chose RATT over the baseline are given in the table 4. These results on MS-COCO dataset confirm that RATT is superior on all tasks, while on Flickr30k there is some uncertainty on the first task, especially when comparing RATT with LwF. Note that for the last task of each dataset there is no forgetting, so it is expected that baselines and RATT perform similarly.

## 6 Conclusions

In this paper we proposed a technique for continual learning of image captioning networks based on Recurrent Attention to Transient Tasks (RATT). Our approach is motivated by a feature of image captioning not shared with other continual learning problems: tasks are composed of *transient* classes (words) that can be shared across tasks. We also showed how to adapt Elastic Weight Consolidation and Learning without Forgetting, two representative approaches of continual learning, to the recurrent image captioning networks. We proposed task splits for the MS-COCO and Flickr30k image captioning datasets, and our experimental evaluation confirms the need of recurrent task attention in order to mitigate forgetting in continual learning with sequential, transient tasks. RATT is capable of zero forgetting at the expense of plasticity and backward transfer: the ability to adapt to new tasks is limited by the number of free neurons and it is difficult to exploit knowledge from future tasks to better predict older ones. The focus of this work is on how a simple encoder-decoder image captioning model forget, which limits the quality of captions when comparing with current state-of-the-art. As future work, we are interested in applying the developed method in more complex captioning systems.


	<b>Target</b> a train riding on a track near a platform	
	<b>After training task 1 (Transport):</b>	
	<b>FT</b>	a train on a track near a platform
	<b>EWC</b>	a train on a track near a platform
	<b>LwF</b>	a train on a track near a platform
	<b>RATT</b>	a train is on the tracks at a station
	<b>After training task 5 (Interior):</b>	
	<b>FT</b>	a couple of rows of benches sitting next to a sidewalk
	<b>EWC</b>	a train is pulling into a station with people standing on the platform
	<b>LwF</b>	a train with a backpack and a backpack on the side of the road
	<b>RATT</b>	a train is on the tracks at a station

Figure 4: Qualitative results for image captioning on MS-COCO. Forgetting for baseline methods can be clearly observed. More results are provided in Supplementary Material.

## Broader impact

Automatic image captioning has applications in image indexing, Content-Based Image Retrieval (CBIR), and industries like commerce, education, digital libraries, and web searching. Social media platforms could use it to directly generate descriptions of multimedia content. Image captioning systems can support peoples with disabilities, providing an access to the visual content unreachable before by changing its representation. Continual learning contrasts with the joint-training paradigm in common use today. It has the advantage that it can better protect privacy concerns since, once learned, the data not need to be retained. Furthermore, it is more efficient since networks continue learning and are not initialized from scratch every time a new task arrives. This ability is crucial for development of systems like virtual personal assistants, where the adaption to new tasks and environments is fundamental, especially where multi-modal communication channels are ubiquitous. Finally, the algorithm considered in this paper will reflect the biases present in the dataset. Therefore, special care should be taken when applying this technique to applications where possible biases in the dataset might result in biased outcomes towards minority and/or under-represented groups in the data.

## Acknowledgments and Disclosure of Funding

We acknowledge the support from Huawei Kirin Solution. We thank NVIDIA Corporation for donating the Titan XP GPU that was used to conduct the experiments. We also acknowledge the project PID2019-104174GB-I00 of Ministry of Science of Spain and the ARS01\_00421 Project "PON IDEHA - Innovazioni per l'elaborazione dei dati nel settore del Patrimonio Culturale" of the Italian Ministry of Education. Our acknowledged partners funded this project.

## References

- [1] Rahaf Aljundi, Francesca Babiloni, Mohamed Elhoseiny, Marcus Rohrbach, and Tinne Tuytelaars. Memory aware synapses: Learning what (not) to forget. In *Proceedings of the European Conference on Computer Vision (ECCV)*, pages 139–154, 2018.
- [2] Peter Anderson, Xiaodong He, Chris Buehler, Damien Teney, Mark Johnson, Stephen Gould, and Lei Zhang. Bottom-up and top-down attention for image captioning and visual question answering. In *Proceedings of the IEEE conference on computer vision and pattern recognition*, pages 6077–6086, 2018.
- [3] Francisco M Castro, Manuel J Marín-Jiménez, Nicolás Guil, Cordelia Schmid, and Karteek Alahari. End-to-end incremental learning. In *Proceedings of the European Conference on Computer Vision (ECCV)*, pages 233–248, 2018.
- [4] Arslan Chaudhry, Puneet K Dokania, Thalaiyasingam Ajanthan, and Philip HS Torr. Riemannian walk for incremental learning: Understanding forgetting and intransigence. In *Proceedings of the European Conference on Computer Vision (ECCV)*, pages 532–547, 2018.
- [5] Xinlei Chen and C Lawrence Zitnick. Mind’s eye: A recurrent visual representation for image caption generation. In *Proceedings of the IEEE conference on computer vision and pattern recognition*, pages 2422–2431, 2015.
- [6] Robert Coop and Itamar Arel. Mitigation of catastrophic forgetting in recurrent neural networks using a fixed expansion layer. In *The 2013 International Joint Conference on Neural Networks (IJCNN)*, pages 1–7, Dallas, TX, USA, aug 2013. IEEE.
- [7] Marcella Cornia, Matteo Stefanini, Lorenzo Baraldi, and Rita Cucchiara. Meshed-memory transformer for image captioning. In *Proceedings of the IEEE/CVF Conference on Computer Vision and Pattern Recognition*, pages 10578–10587, 2020.
- [8] Matthias De Lange, Rahaf Aljundi, Marc Masana, Sarah Parisot, Xu Jia, Ales Leonardis, Gregory Slabaugh, and Tinne Tuytelaars. Continual learning: A comparative study on how to defy forgetting in classification tasks. *arXiv preprint arXiv:1909.08383*, 2019.
- [9] Jeffrey Donahue, Lisa Anne Hendricks, Sergio Guadarrama, Marcus Rohrbach, Subhashini Venugopalan, Kate Saenko, and Trevor Darrell. Long-term recurrent convolutional networks for visual recognition and description. In *Proceedings of the IEEE conference on computer vision and pattern recognition*, pages 2625–2634, 2015.

- [10] Ian J Goodfellow, Mehdi Mirza, Da Xiao, Aaron Courville, and Yoshua Bengio. An empirical investigation of catastrophic forgetting in gradient-based neural networks. *arXiv preprint arXiv:1312.6211*, 2013.
- [11] Kaiming He, Xiangyu Zhang, Shaoqing Ren, and Jian Sun. Deep residual learning for image recognition. In *Proceedings of the IEEE conference on computer vision and pattern recognition*, pages 770–778, 2016.
- [12] Simao Herdade, Armin Kappeler, Kofi Boakye, and Joao Soares. Image captioning: Transforming objects into words. In *Advances in Neural Information Processing Systems*, pages 11137–11147, 2019.
- [13] Geoffrey Hinton, Oriol Vinyals, and Jeff Dean. Distilling the knowledge in a neural network. *arXiv preprint arXiv:1503.02531*, 2015.
- [14] MD. Zakir Hossain, Ferdous Sohel, Mohd Fairuz Shiratuddin, and Hamid Laga. A comprehensive survey of deep learning for image captioning. *ACM Comput. Surv.*, 51(6), February 2019.
- [15] Lun Huang, Wenmin Wang, Jie Chen, and Xiao-Yong Wei. Attention on attention for image captioning. In *Proceedings of the IEEE International Conference on Computer Vision*, pages 4634–4643, 2019.
- [16] Diederik P Kingma and Jimmy Ba. Adam: A method for stochastic optimization. *arXiv preprint arXiv:1412.6980*, 2014.
- [17] James Kirkpatrick, Razvan Pascanu, Neil Rabinowitz, Joel Veness, Guillaume Desjardins, Andrei A Rusu, Kieran Milan, John Quan, Tiago Ramalho, Agnieszka Grabska-Barwinska, et al. Overcoming catastrophic forgetting in neural networks. *Proceedings of the national academy of sciences*, 114(13):3521–3526, 2017.
- [18] Sheng Li, Zhiqiang Tao, Kang Li, and Yun Fu. Visual to text: Survey of image and video captioning. *IEEE Transactions on Emerging Topics in Computational Intelligence*, 3(4):297–312, 2019.
- [19] Zhizhong Li and Derek Hoiem. Learning without forgetting. *IEEE transactions on pattern analysis and machine intelligence*, 40(12):2935–2947, 2017.
- [20] Tsung-Yi Lin, Michael Maire, Serge Belongie, James Hays, Pietro Perona, Deva Ramanan, Piotr Dollár, and C Lawrence Zitnick. Microsoft coco: Common objects in context. In *European conference on computer vision*, pages 740–755. Springer, 2014.
- [21] Xialei Liu, Chenshen Wu, Mikel Menta, Luis Herranz, Bogdan Raducanu, Andrew D Bagdanov, Shangling Jui, and Joost van de Weijer. Generative feature replay for class-incremental learning. In *Proceedings of the IEEE/CVF Conference on Computer Vision and Pattern Recognition Workshops*, pages 226–227, 2020.
- [22] David Lopez-Paz and Marc’Aurelio Ranzato. Gradient episodic memory for continual learning. In *Advances in Neural Information Processing Systems*, pages 6467–6476, 2017.
- [23] Jiasen Lu, Caiming Xiong, Devi Parikh, and Richard Socher. Knowing when to look: Adaptive attention via a visual sentinel for image captioning. In *Proceedings of the IEEE conference on computer vision and pattern recognition*, pages 375–383, 2017.
- [24] Arun Mallya, Dillon Davis, and Svetlana Lazebnik. Piggyback: Adapting a single network to multiple tasks by learning to mask weights. In *Proceedings of the European Conference on Computer Vision (ECCV)*, 2018.
- [25] Junhua Mao, Wei Xu, Yi Yang, Jiang Wang, and Alan L. Yuille. Deep captioning with multimodal recurrent neural networks (m-rnn). In Yoshua Bengio and Yann LeCun, editors, *3rd International Conference on Learning Representations, ICLR 2015, San Diego, CA, USA, May 7-9, 2015, Conference Track Proceedings*, 2015.
- [26] Marc Masana, Tinne Tuytelaars, and Joost van de Weijer. Ternary feature masks: continual learning without any forgetting. *arXiv preprint arXiv:2001.08714*, 2020.
- [27] Michael McCloskey and Neal J Cohen. Catastrophic interference in connectionist networks: The sequential learning problem. In *Psychology of learning and motivation*, volume 24, pages 109–165. Elsevier, 1989.

- [28] German I Parisi, Ronald Kemker, Jose L Part, Christopher Kanan, and Stefan Wermter. Continual lifelong learning with neural networks: A review. *Neural Networks*, 2019.
- [29] Marco Pedersoli, Thomas Lucas, Cordelia Schmid, and Jakob Verbeek. Areas of attention for image captioning. In *Proceedings of the IEEE international conference on computer vision*, pages 1242–1250, 2017.
- [30] Benedikt Pfüllb and Alexander Gepperth. A comprehensive, application-oriented study of catastrophic forgetting in dnns. In *ICLR*, 2019.
- [31] Bryan A. Plummer, Liwei Wang, Christopher M. Cervantes, Juan C. Caicedo, Julia Hockenmaier, and Svetlana Lazebnik. Flickr30k entities: Collecting region-to-phrase correspondences for richer image-to-sentence models. *IJCV*, 123(1):74–93, 2017.
- [32] Sylvestre-Alvise Rebuffi, Alexander Kolesnikov, Georg Sperl, and Christoph H Lampert. icarl: Incremental classifier and representation learning. In *Proceedings of the IEEE conference on Computer Vision and Pattern Recognition*, pages 2001–2010, 2017.
- [33] Olga Russakovsky, Jia Deng, Hao Su, Jonathan Krause, Sanjeev Satheesh, Sean Ma, Zhiheng Huang, Andrej Karpathy, Aditya Khosla, Michael Bernstein, et al. Imagenet large scale visual recognition challenge. *International journal of computer vision*, 115(3):211–252, 2015.
- [34] Andrei A Rusu, Neil C Rabinowitz, Guillaume Desjardins, Hubert Soyer, James Kirkpatrick, Koray Kavukcuoglu, Razvan Pascanu, and Raia Hadsell. Progressive neural networks. *arXiv preprint arXiv:1606.04671*, 2016.
- [35] Monika Schak and Alexander Gepperth. A study on catastrophic forgetting in deep lstm networks. In Igor V Tetko, Věra Kůrková, Pavel Karpov, and Fabian Theis, editors, *Artificial Neural Networks and Machine Learning – ICANN 2019: Deep Learning*, Lecture Notes in Computer Science, pages 714–728, Cham, 2019. Springer International Publishing.
- [36] Jonathan Schwarz, Jelena Luketina, Wojciech M Czarnecki, Agnieszka Grabska-Barwinska, Yee Whye Teh, Razvan Pascanu, and Raia Hadsell. Progress & compress: A scalable framework for continual learning. In *International Conference on Machine Learning (ICML)*, 2018.
- [37] Joan Serra, Didac Suris, Marius Miron, and Alexandros Karatzoglou. Overcoming catastrophic forgetting with hard attention to the task. In *International Conference on Machine Learning (ICML)*, 2018.
- [38] Shikhar Sharma, Layla El Asri, Hannes Schulz, and Jeremie Zumer. Relevance of unsupervised metrics in task-oriented dialogue for evaluating natural language generation. *CoRR*, abs/1706.09799, 2017.
- [39] Hanul Shin, Jung Kwon Lee, Jaehong Kim, and Jiwon Kim. Continual learning with deep generative replay. In *Advances in Neural Information Processing Systems*, pages 2990–2999, 2017.
- [40] Shagun Sodhani, Sarath Chandar, and Yoshua Bengio. Toward training recurrent neural networks for lifelong learning. *Neural Computation*, 32:1–34, 11 2019.
- [41] Ashish Vaswani, Noam Shazeer, Niki Parmar, Jakob Uszkoreit, Llion Jones, Aidan N Gomez, Łukasz Kaiser, and Illia Polosukhin. Attention is all you need. In *Advances in neural information processing systems*, pages 5998–6008, 2017.
- [42] Oriol Vinyals, Alexander Toshev, Samy Bengio, and Dumitru Erhan. Show and tell: A neural image caption generator. In *Proceedings of the IEEE conference on computer vision and pattern recognition*, pages 3156–3164, 2015.
- [43] Chenshen Wu, Luis Herranz, Xialei Liu, Yaxing Wang, Joost van de Weijer, and Bogdan Raducanu. Memory replay GANs: learning to generate images from new categories without forgetting. In *Advances in Neural Information Processing Systems*, 2018.
- [44] Kelvin Xu, Jimmy Ba, Ryan Kiros, Kyunghyun Cho, Aaron Courville, Ruslan Salakhudinov, Rich Zemel, and Yoshua Bengio. Show, attend and tell: Neural image caption generation with visual attention. In *International conference on machine learning*, pages 2048–2057, 2015.
- [45] Zhilin Yang, Ye Yuan, Yuexin Wu, William W Cohen, and Russ R Salakhutdinov. Review networks for caption generation. In D. D. Lee, M. Sugiyama, U. V. Luxburg, I. Guyon, and R. Garnett, editors, *Advances in Neural Information Processing Systems 29*, pages 2361–2369. Curran Associates, Inc., 2016.



- [46] Friedemann Zenke, Ben Poole, and Surya Ganguli. Continual learning through synaptic intelligence. In *Proceedings of the 34th International Conference on Machine Learning-Volume 70*, pages 3987–3995. JMLR. org, 2017.

---

# RATT: Recurrent Attention to Transient Tasks for Continual Image Captioning (SUPPLEMENTARY MATERIAL)

---

**Riccardo Del Chiaro** \*  
MICC, University of Florence  
Florence 50134, FI, Italy  
riccardo.delchiaro@unifi.it

**Bartłomiej Twardowski**  
CVC, Universitat Autònoma de Barcelona  
08193 Barcelona, Spain  
bartlomiej.twardowski@cvc.uab.es

**Andrew D. Bagdanov**  
MICC, University of Florence  
Florence 50134, FI, Italy  
andrew.bagdanov@unifi.it

**Joost van de Weijer**  
CVC, Universitat Autònoma de Barcelona  
08193 Barcelona, Spain  
joost@cvc.uab.es

## 1 Task splits for incremental captioning

Here we first describe the two splitting procedures we propose that are applicable to captioning datasets with categorical annotations. Then we describe how we apply them to the MS-COCO [2] and Flickr30k [3] datasets.

### 1.1 Disjoint visual categories

We exploit categorical image annotations available in many captioning datasets. If each image in the dataset belongs to a single category, we can simply define each task as a set of categories that does not overlap with any other task. If an image can belong to multiple categories we instead use the following procedure:

1. **Define  $K$  tasks.** Tasks are sets  $\mathcal{C}_t$  of categories such that:  $\mathcal{C}_i \cap \mathcal{C}_j = \emptyset \forall i \neq j$ .
2. **Identify candidate example sets.** For each task  $t$  select all the examples in the original dataset having at least one of the labels in common with task  $t$  categories:

$$P_t = \{i \mid \exists c \in \mathcal{C}_t \text{ s.t. } y_c^i = 1\} \quad (1)$$

where  $i$  is the index of example in the original dataset and  $y^i \in \{0, 1\}^{|\mathcal{C}_t|}$  is a multi-label vector such that  $y_c^i = 1 \Leftrightarrow$  the  $i$ -th example belongs to category  $c$ .

3. **Identify common examples sets.** Find common examples in candidate sets:  $Q_{i,j} = P_i \cap P_j$
4. **Define final task examples.** Define example sets of each task  $t$  as:  $E_t = P_t \setminus \cup_{i \neq t} (Q_{t,i})$

This guarantees that if an image belongs to multiple tasks due to its labels, it will be completely pruned from the dataset instead of added to both or added to only one.

### 1.2 Incremental visual categories

As an alternative to visually-disjoint task splits, we also evaluate continual image captioning in a more real-life setting, where a first task contains a set of visual concepts that can reappear in following

---

\*Code for experiments and task splits available here: <https://github.com/delchiaro/RATT>

	<b>T</b>	<b>A</b>	<b>S</b>	<b>F</b>	<b>I</b>
<b>T</b>	3,116 (100.0%)	1,499 (48.11%)	1,400 (44.93%)	1,222 (39.22%)	1,957 (62.80%)
<b>A</b>	1,499 (48.11%)	2,178 (100.0%)	1,175 (53.95%)	1,025 (47.06%)	1,492 (68.50%)
<b>S</b>	1,400 (44.93%)	1,175 (53.95%)	1,967 (100.0%)	933 (47.43%)	1,355 (68.89%)
<b>F</b>	1,222 (39.22%)	1,025 (47.06%)	933 (47.43%)	2,235 (100.0%)	1,530 (68.46%)
<b>I</b>	1,957 (62.80%)	1,492 (68.50%)	1,355 (68.89%)	1,530 (68.46%)	3,741 (100.0%)

Table 1: word overlaps between tasks for our MS-COCO splits.

tasks. Subsequent tasks contain new or more specific concepts, without the guarantee of having no overlap with the already seen data. The idea is to train the network over general concepts and then progressively train it on more specific ones. The network should continue to perform well on old tasks without overfitting to the more recently seen. The procedure is as follows (note that two first steps are the same as before):

1. **Define  $K$  tasks.** Tasks are sets  $\mathcal{C}_t$  of categories.
2. **Identify candidate example sets.** As in point (2) of the previous procedure:

$$P_t = \{i \mid \exists c \in \mathcal{C}_t \text{ s.t. } y_c^i = 1\} \quad (2)$$

where  $i$  is the index of an example in the original dataset and  $y^i \in \{0, 1\}^{|\mathcal{C}_t|}$  is a multi-label vector such that  $y_c^i = 1 \Leftrightarrow$  the  $i$ -th example belongs to category  $c$ .

3. **Define final task examples.** Define example sets of each task  $t$  as:  $E_t = P_t \setminus \cup_{i=t}^K (P_t \cap P_i)$

Given the sets  $E_t$  we define the training set for the task  $t$  as:

$$\mathcal{D}_t = \{x^i, S^{i,1}, S^{i,2}, \dots, S^{i,\Sigma} \mid i \in E_t\} \quad (3)$$

where  $S^{i,j}$  is a sentence describing image  $x^i$  and  $\Sigma$  is the number of sentences describing each image.

### 1.3 An MSCOCO task split

We applied the *disjoint visual categories* splitting procedure to arrive at the following task split for MS-COCO [2]:

- **transport:** bicycle, car, motorcycle, airplane, bus, train, truck, boat.
- **animals:** bird, horse, sheep, cow, elephant, bear, zebra, giraffe.
- **sports:** snowboard, sports ball, kite, baseball bat, baseball glove, skateboard, surfboard, tennis racket.
- **food:** banana, apple, sandwich, orange, broccoli, carrot, hot dog, pizza, donut, cake.
- **interior:** chair, couch, potted plant, bed, toilet, tv, laptop, mouse, remote, keyboard, cell phone, microwave, oven, toaster, sink, refrigerator.

We removed categories *dog* and *cat* from *animals* because objects of these classes are very likely to appear also in images of *interiors* and *sports* tasks. For the same reason we removed *dinning table* from *interior* because of the likely overlap with the *food* task. In table 1 we report word overlaps between tasks for our MS-COCO splits. From this breakdown we see that the task vocabularies are approximately the same size (between around 2,000 and 3,000 words), and there is significant overlap between all tasks.

### 1.4 A Flickr30k task split

In the Flickr30k Entities [3] dataset we have five captions per image and each caption is labeled with a set of *phrase types* that refers to parts of the sentence. We use the union of all phrase types associated to each example as the set of categories for that example. A subset of these categories is used to split the dataset using the *incremental visual categories* procedure. For this dataset we use a single category per task, so tasks are named after assigned categories. The list of categories (tasks) is: **scene**, **animals**, **vehicles**, and **instruments**. If a category is over-represented, random sub-sampling

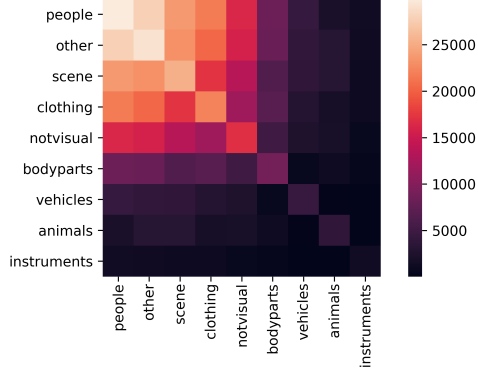


Figure 1: Flickr30r co-occurrence matrix for assigned categories.

is done to get maximum of 7,500 examples (like in the case of **scene**). Moreover, the most common phrase type is **people** and we omit it in purpose because almost all photos contain people. In figure 1 we give the co-occurrence matrix between Flickr30k images and categories based on phrases types from [3]. The influence of the **people** category is clearly visible.

## 2 Additional training details

In this section give additional details about network training for the approaches we implemented to prevent catastrophic interference in LSTM captioning networks.

### 2.1 Weight Regularization

Optimizing  $\mathcal{L}_{EWC}^t(\theta)$  (equation (13) in the main paper) we obtain  $\hat{\theta}^t$  and when proceeding to the task  $t + 1$  we again use  $\mathcal{L}_{EWC}^t$  but supplying instead  $\hat{\theta}_i^t$  as its argument.  $\mathcal{L}_{EWC}^t$  is applied to every trainable weight of our network, but we have special cases for the weights of the word embedding and final classifier: these are only *partially* shared between tasks. At each new task some of the weights will be completely new since they are related to new words, we do not want to force these weights to stay where they are since they have never been trained before, and so we do not regularize them. Note this problem is not present in the standard continual learning for classification because each new task has a disjoint set of classes and a dedicated classifier is used per task.

### 2.2 Recurrent learning without forgetting

The final loss for training the decoder network with LwF is:

$$\mathcal{L}^t(x, S) = \mathcal{L}(x, S) + \mathcal{L}_{LwF}^t(\hat{p}^t, p^{t-1}) = - \sum_{n=1}^N [\log p_n(S_n) - \lambda H(\gamma(\hat{p}_n^t), \gamma(p_n^{t-1}))] \quad (4)$$

where  $\lambda$  is the hyperparameter weighting the importance of the previous task. Note that differently from [1], we do not fine-tune the classifier of the old network because we use a single, incremental word classifier.

### 2.3 Recurrent Attention to Transient Tasks

The final loss for training the decoder network with RATT is:

$$\mathcal{L}^t(x, S) = \mathcal{L}(x, S) + \mathcal{L}_a^t = - \sum_{n=1}^N \log p_n(s_n) + \lambda \frac{\sum_i a_{x,i}^t (1 - a_{x,i}^{<t})}{\sum_i (1 - a_{x,i}^{<t})} + \lambda \frac{\sum_i a_{h,i}^t (1 - a_{h,i}^{<t})}{\sum_i (1 - a_{h,i}^{<t})}. \quad (5)$$

where  $\lambda$  is the hyperparameter weighting the importance of future tasks: for larger  $\lambda$ , fewer neurons will be allocated to the current task (and more neurons will be available for the future tasks).

The backpropagation updates for each LSTM gate matrix are:

$$W_{ih} \leftarrow W_{ih} - \lambda B_{ih}^t \odot \frac{\partial \mathcal{L}^t}{\partial W_{ih}} \quad (6) \quad W_{fh} \leftarrow W_{fh} - \lambda B_{fh}^t \odot \frac{\partial \mathcal{L}^t}{\partial W_{fh}} \quad (10)$$

$$W_{ix} \leftarrow W_{ix} - \lambda B_{ix}^t \odot \frac{\partial \mathcal{L}^t}{\partial W_{ix}} \quad (7) \quad W_{fx} \leftarrow W_{fx} - \lambda B_{fx}^t \odot \frac{\partial \mathcal{L}^t}{\partial W_{fx}} \quad (11)$$

$$W_{oh} \leftarrow W_{oh} - \lambda B_{oh}^t \odot \frac{\partial \mathcal{L}^t}{\partial W_{oh}} \quad (8) \quad W_{gh} \leftarrow W_{gh} - \lambda B_{gh}^t \odot \frac{\partial \mathcal{L}^t}{\partial W_{gh}} \quad (12)$$

$$W_{ox} \leftarrow W_{ox} - \lambda B_{ox}^t \odot \frac{\partial \mathcal{L}^t}{\partial W_{ox}} \quad (9) \quad W_{gx} \leftarrow W_{gx} - \lambda B_{gx}^t \odot \frac{\partial \mathcal{L}^t}{\partial W_{gx}} \quad (13)$$

During training, we applied the gradient compensation procedure described in [4] to help training the task-embedding matrices  $A_x$  and  $A_h$ :

$$A_{x,i} \leftarrow \frac{s_{max}[\cosh(sA_{x,i}t^T) + 1]}{s[\cosh(A_{x,i}t^T) + 1]} \frac{\partial \mathcal{L}^t}{\partial A_{x,i}} \quad (14)$$

$$A_{h,i} \leftarrow \frac{s_{max}[\cosh(sA_{h,i}t^T) + 1]}{s[\cosh(A_{h,i}t^T) + 1]} \frac{\partial \mathcal{L}^t}{\partial A_{h,i}}. \quad (15)$$

Moreover, for numerical stability, we clamp  $|s A_{x,i}t^T| \leq 50$  and  $|s A_{h,i}t^T| \leq 50$ .

### 3 Additional ablations

In figure 2 we provide a different visualization of the RATT ablation reported in the main paper where we apply attention masking in different layers of the decoder architecture. In figure 2 we observe an increase of performance on old tasks when the classifier mask is used, and even more clearly when the embedding mask is used. Even further improvement in the performance is made when all the attention masks (the RATT approach) are used and there is no forgetting.

We also conducted an ablation study on the  $s_{max}$  parameter on Flickr30k, and results are reported in figure 3. Different visualizations for this ablation are shown in figure 4 (for MS-COCO) and 5 (for Flickr30k). From the MS-COCO experiment backward transfer for RATT is not noticeable, while for the Flickr30k case we observe in figure 5 that lower  $s_{max}$  values result in a small boost in performance for previous tasks when the training is started on each new one. However at the end of each training session the forgetting is always greater than the backwards transfer. Moreover, the model with highest  $s_{max}$  (purple line in figure 5) still shows a small amount of backward transfer, and in this case the performance gain is retained until the end of training. This is also noticeable in the last heatmap of figure 3 for the first task (Sport) (bottom row).

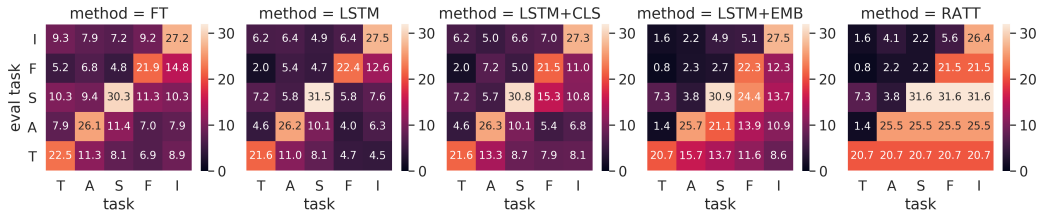


Figure 2: RATT ablation on the MS-COCO validation set using different attention masks. Each heatmap report BLEU-4 performance for one of the ablated models evaluated on different tasks at the end of the training of each task.

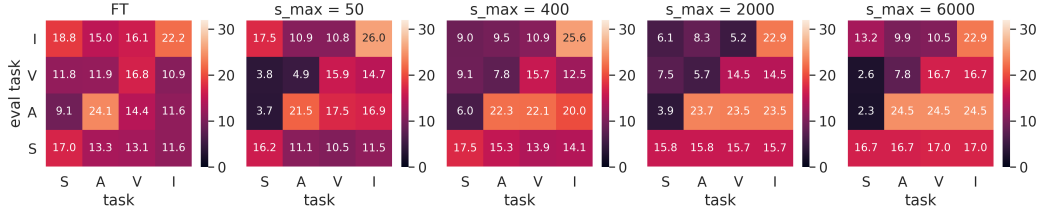


Figure 3: RATT ablation on Flickr30k validation set using different  $s_{max}$  values and finetuning baseline. Each heatmap reports BLEU-4 performance for one of the ablated models evaluated on different tasks at the end of the training of each task.

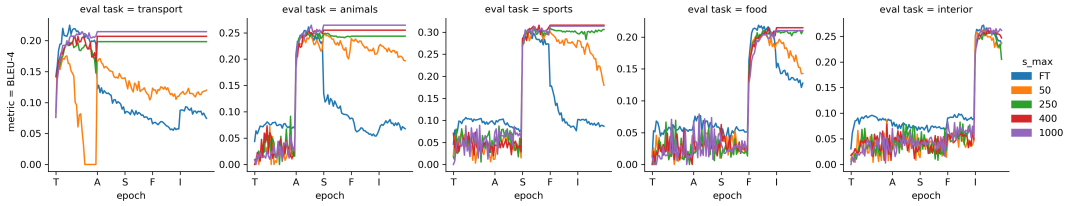


Figure 4: RATT ablation on the MS-COCO validation set using different  $s_{max}$  values and finetuning baseline. Each plot reports BLEU-4 performance evaluated on one of the tasks at different training epochs and different training tasks for each of the ablated models.

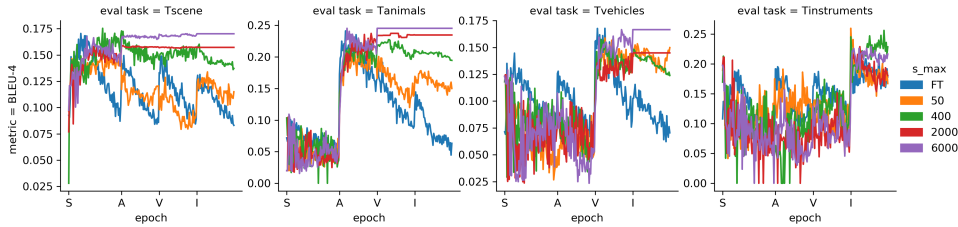


Figure 5: RATT ablation on Flickr30k validation set using different  $s_{max}$  values and finetuning baseline. Evaluation is the same as MS-COCO (figure 4).

## 4 Additional experimental analysis

In this section we give additional comparative performance analysis for RATT, EWC, and LwF on both datasets.

### 4.1 Learning and forgetting on MS-COCO

In figures 6 and 7, we give a comparison of performance for all considered approaches on the MS-COCO validation set. These learning curves and heatmaps allow us to appreciate the ability of RATT to remember old tasks. The forgetting rate of EWC seems to be higher than the one of LwF, but EWC shows an ability to recover performance after noticeable forgetting – probably due to increased backward transfer. This is clear looking at figure 7 in which both LwF and EWC seems to suffer noticeable forgetting on the first two tasks (transport and animal) after training on the third one (Sport). EWC seems able to recover when trained on the next task, while LwF continues to forget more.

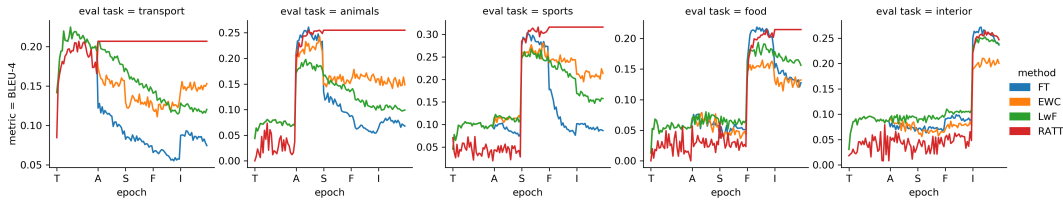


Figure 6: Comparison for all approaches on MS-COCO validation set. Each plot reports BLEU-4 performance evaluated on one of the tasks at different training epochs and different training tasks for each of the ablated models.




Figure 7: Comparison for all approaches on MS-COCO validation set. Each heatmap reports BLEU-4 performance for one of the models evaluated on different tasks at the end of the training of each task.

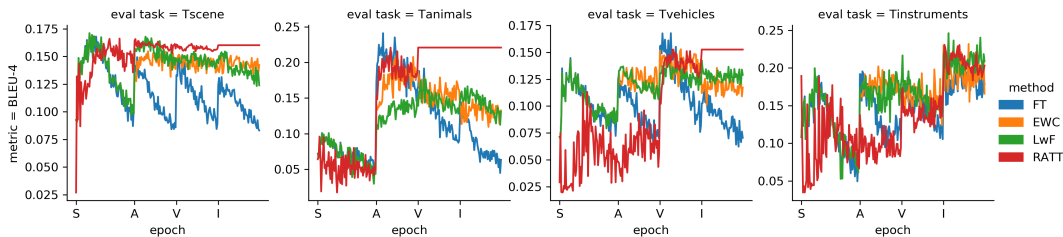


Figure 8: Comparison for all approaches on Flickr30k validations set. Each plot reports BLEU-4 performance evaluated on one of the tasks at different training epochs and different training tasks for each of the ablated models.

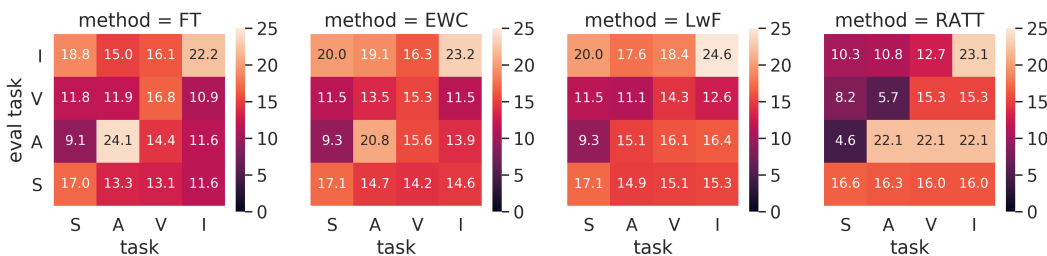


Figure 9: Comparison for all approaches on Flickr30k validations set. Each heatmap reports BLEU-4 performance for one of the models evaluated on different tasks at the end of the training of each task.

## 4.2 Learning and forgetting on Flickr30k

In figure 8 and 9 we give a comparison of performance for all approaches on the Flickr30k validation set. The first figure depicts the training process over all tasks, where the model is evaluated on each task while progressing through training. The results for Flickr30k show more variance than MS-COCO, as this setting is more challenging and the validation dataset is much smaller.

RATT exhibits almost no forgetting in comparison to other methods – an almost straight line after learning each task. Degradation of the FT model is visible, but for Flickr30k we notice that

subsequent, more specific tasks keep previously learned and more generic concepts rather than completely forgetting (i.e. the first task category **scene**). The BLEU-4 score for LwF remains almost at the same level after learning the task, and EWC shows similar performance but with a bigger drop when going from task A to V. In figure 9 an evaluation summary is provided in form of BLEU-4 heatmaps. Going from the left (FT) to right (RATT), less forgetting can be observed by each of evaluated method, with RATT showing almost no loss in performance when reaching the final task.

It is useful to compare and contrast results on Flickr30k and MS-COCO. In Flickr30k there is much more information shared between tasks and this is shown by the significant forward transfer that we see: after training on the first task (scene), the performance on the last task (instrument) is significant for all methods. Forward transfer is much less evident for RATT, and this is due to the fact that it use the task embedding of future tasks for which it has no information (they all are randomly initialized). The backward transfer on Flickr30k is also evident looking at the relatively high performance of the FT baseline in figures 8 and 9 (and comparing with the MS-COCO equivalents in figures 6 and 7).

Although the overall performance on Flickr30k is much lower than on MS-COCO (evident when looking at the anti-diagonal of FT in figures 7 and 9), given the difficulty of the dataset itself and given the small number of examples (especially in validation/test sets) is difficult to draw firm conclusions about backward transfer for LwF and EWC.

## 5 Additional captioning results

In figure 10 we give an example image from each of the first four MS-COCO tasks with the prediction made by the models after training on the correct task (on the left) and the one made after training on the complete sequence of tasks (on the right). Both EwC and LwF retain some correct words and “insight”, but they are clearly confused by the last task on which they are trained. In the second image EWC predicts zebras in a living room because the last task contain house interiors. In a similar way, in the last picture EWC predicts the words *refrigerator* and *bed*, while LwF predicts *table*. In figure 11 we can see a similar analysis conducted on Flickr30k dataset. Again the quality of RATT captions is retained after training on the last task. In figure 12 we give two qualitative examples taken from the last task from the MS-COCO dataset for which fine-tuning provides better descriptions than RATT. In this case the baseline does not suffer from catastrophic forgetting because we evaluate the last trained task. RATT could be limited by the fact that neurons allocated to previous tasks are not trainable.



	<p><b>Target</b> a passenger bus that is driving down the street</p> <p><b>After training task 1 (Transport):</b></p> <p><b>FT</b> a bus is stopped at a bus stop  <b>EWC</b> a bus is stopped at a bus stop  <b>LwF</b> a bus is stopped at a bus stop  <b>RATT</b> a bus is parked in front of a building</p>	<p><b>After training task 5 (Interior):</b></p> <p><b>FT</b> a street scene with focus on the wall  <b>EWC</b> a double decker bus is on the street  <b>LwF</b> a group of people standing next to each other  <b>RATT</b> a bus is parked in front of a building</p>
	<p><b>Target</b> a number of zebras standing in the dirt near a wall</p> <p><b>After training task 2 (Animal):</b></p> <p><b>FT</b> a group of zebras are standing in a field  <b>EWC</b> a group of zebras standing in a dirt field  <b>LwF</b> a group of zebras are standing in a field  <b>RATT</b> a group of zebras are standing in the dirt</p>	<p><b>After training task 5 (Interior):</b></p> <p><b>FT</b> a woman in a black shirt is walking by a beach  <b>EWC</b> a group of zebras are standing in a living room  <b>LwF</b> a black and white photo of a group of people  <b>RATT</b> a group of zebras are standing in the dirt</p>
	<p><b>Target</b> a man is holding a surfboard and staring out into the ocean</p> <p><b>After training task 3 (Sport):</b></p> <p><b>FT</b> a man carrying a surfboard on top of a beach  <b>EWC</b> a man carrying a surfboard on top of a beach  <b>LwF</b> a man carrying a surfboard on top of a beach  <b>RATT</b> a man holding a surfboard in the ocean</p>	<p><b>After training task 5 (Interior):</b></p> <p><b>FT</b> a woman in a black shirt is walking by a beach  <b>EWC</b> a man riding a surfboard on a beach  <b>LwF</b> a woman walking down a beach with a umbrella  <b>RATT</b> a man holding a surfboard in the ocean</p>
	<p><b>Target</b> a woman sells cupcakes with fancy decorations on them</p> <p><b>After training task 4 (Food):</b></p> <p><b>FT</b> a woman is standing in front of a table full of food  <b>EWC</b> a man is holding a banana in a kitchen  <b>LwF</b> a woman standing in front of a store with a large crowd of people  <b>RATT</b> a woman standing in front of a store filled with cakes</p>	<p><b>After training task 5 (Interior):</b></p> <p><b>FT</b> a woman is holding a glass of wine at a restaurant  <b>EWC</b> a woman is holding a white refrigerator in a bed  <b>LwF</b> a woman standing in front of a table with a large pot of food  <b>RATT</b> a woman standing in front of a store filled with cakes</p>

Figure 10: Captioning results for all methods on MS-COCO. Images and target captions belong to a specific task and captions are generated by all techniques after training the correct task (left) and a later task (right). Approaches except RATT contextualize to some degree generated captions with respect to the most recently learned task.






	<p><b>Targets</b> "the brown dog is running on the grass" - "brown dog is running in a field"</p> <p><b>After training task 1 (Scene):</b>  <b>FT</b> a group of people are walking through a snowy mountain  <b>EWC</b> a group of people are walking through a snowy mountain  <b>LwF</b> a group of people are walking through a snowy mountain  <b>RATT</b> a group of people are walking down a dirt road</p>	<p><b>After training task 4 (Instruments):</b>  <b>FT</b> a man in a black shirt and a man in a &lt;unk&gt; &lt;unk&gt; ...  <b>EWC</b> a group of people are standing on a &lt;unk&gt; in the snow  <b>LwF</b> a group of people are standing in front of a &lt;unk&gt;  <b>RATT</b> a group of people are walking down a dirt road</p>
	<p><b>Targets</b> "a group of people walk through the desert" - "a group of 5 people are walking toward the mountains"</p> <p><b>After training task 2 (Animals):</b>  <b>FT</b> a brown dog is running through a field  <b>EWC</b> a brown dog is running through the grass  <b>LwF</b> a man in a blue shirt is running in the grass  <b>RATT</b> a brown dog is running through a grassy field</p>	<p><b>After training task 4 (Instruments):</b>  <b>FT</b> a dog is playing a frisbee in the grass  <b>EWC</b> a black dog is playing in the grass  <b>LwF</b> a man playing with a dog  <b>RATT</b> a brown dog runs through the grass</p>
	<p><b>Targets</b> "a race car speeding on the track" - "red and white car rounds a corner on a racetrack"</p> <p><b>After training task 3 (Vehicles):</b>  <b>FT</b> a race car is driving down a road  <b>EWC</b> a man in a red shirt is riding a bike  <b>LwF</b> a man in a red shirt is riding a motorcycle on a street  <b>RATT</b> a car is racing on a track</p>	<p><b>After training task 4 (Instruments):</b>  <b>FT</b> a &lt;unk&gt; &lt;unk&gt; &lt;unk&gt; &lt;unk&gt; &lt;unk&gt; &lt;unk&gt; ...  <b>EWC</b> a man in a red shirt is riding a motorcycle  <b>LwF</b> a man in a red shirt is playing a &lt;unk&gt;  <b>RATT</b> a car is racing on a track</p>

Figure 11: Captioning results Flickr30k. Images and target captions belong to a specific task and captions are generated by all techniques after training the correct task (left) and a later task (right).



	<p><b>Targets</b>  a cat on a leather chair next to remotes  a cat sitting on a couch with two remote controls  a cat sitting on top of a brown leather chair  a cat is sitting on a leather couch next to two remotes  a cat sitting in the chair with two remotes on the arm of the chair</p>
	<p><b>Predictions</b>  <b>After training task 5 (interior)</b>  <b>FT:</b> a cat laying on top of a couch next to a remote  <b>EWC:</b> a cat sitting on top of a laptop computer  <b>LWF:</b> a cat sitting on a couch with a &lt;unk&gt; on it  <b>RATT:</b> a cat is laying on a bed with a cat</p>
	<p><b>Targets</b>  a room filled with different types of items all around  a stove top oven with multiple &lt;unk&gt; sitting in a kitchen  this is a high tech stove that has many compartment and drawers  a kitchen scene with focus on an old fashioned oven  a silver oven a silver sink and a black stove</p>
	<p><b>Predictions</b>  <b>After training task 5 (interior)</b>  <b>FT:</b> a kitchen with a stove and a microwave  <b>EWC:</b> a white refrigerator is sitting on a bed  <b>LWF:</b> a kitchen with a stove and oven of a microwave  <b>RATT:</b> a white refrigerator freezer sitting on top of a stove</p>

Figure 12: Examples of images from MS-COCO dataset for which fine tuning achieve better results than the proposed method. These images are taken from the last task, so there is no catastrophic interference.

## References

- [1] Zhizhong Li and Derek Hoiem. Learning without forgetting. *IEEE transactions on pattern analysis and machine intelligence*, 40(12):2935–2947, 2017.
- [2] Tsung-Yi Lin, Michael Maire, Serge Belongie, James Hays, Pietro Perona, Deva Ramanan, Piotr Dollár, and C Lawrence Zitnick. Microsoft coco: Common objects in context. In *European conference on computer vision*, pages 740–755. Springer, 2014.
- [3] Bryan A. Plummer, Liwei Wang, Christopher M. Cervantes, Juan C. Caicedo, Julia Hockenmaier, and Svetlana Lazebnik. Flickr30k entities: Collecting region-to-phrase correspondences for richer image-to-sentence models. *IJCV*, 123(1):74–93, 2017.
- [4] Joan Serra, Didac Suris, Marius Miron, and Alexandros Karatzoglou. Overcoming catastrophic forgetting with hard attention to the task. In *International Conference on Machine Learning (ICML)*, 2018.