
Learning to Play Sequential Games versus Unknown Opponents

Pier Giuseppe Sessa
ETH Zürich
sessap@ethz.ch

Ilija Bogunovic
ETH Zürich
ilijab@ethz.ch

Maryam Kamgarpour
ETH Zürich
maryamk@ethz.ch

Andreas Krause
ETH Zürich
krausea@ethz.ch

Abstract

We consider a repeated sequential game between a learner, who plays first, and an opponent who responds to the chosen action. We seek to design strategies for the learner to successfully interact with the opponent. While most previous approaches consider known opponent models, we focus on the setting in which the opponent’s model is *unknown*. To this end, we use *kernel-based* regularity assumptions to capture and exploit the structure in the opponent’s response. We propose a novel algorithm for the learner when playing against an adversarial sequence of opponents. The algorithm combines ideas from bilevel optimization and online learning to effectively balance between *exploration* (learning about the opponent’s model) and *exploitation* (selecting highly rewarding actions for the learner). Our results include algorithm’s regret guarantees that depend on the regularity of the opponent’s response and scale *sublinearly* with the number of game rounds. Moreover, we specialize our approach to repeated *Stackelberg games*, and empirically demonstrate its effectiveness in a traffic routing and wildlife conservation task.

1 Introduction

Several important real-world problems involve sequential interactions between two parties. These problems can often be modeled as two-player games, where the first player chooses a strategy and the second player responds to it. For example, in traffic networks, traffic operators plan routes for a subset of network vehicles (e.g., public transport), while the remaining vehicles (e.g., private cars) can choose their routes in response to that. The goal of the first player in these games is to find the optimal strategy (e.g., traffic operators seek the routing strategy that minimizes the overall network’s congestion, *cf.*, [19]). Several algorithms have been previously proposed, successfully deployed, and used in domains such as urban roads [16], airport security [28], wildlife protection [38], and markets [14], to name a few.

In many applications, complete knowledge of the game is not available, and thus, finding a good strategy for the first player becomes more challenging. The response function of the second player, that is, how the second player responds to strategies of the first player, is typically unknown and can only be inferred by repeatedly playing and observing the responses and game outcomes [21, 5]. Consequently, we refer to the first and second players as *learner* and *opponent*, respectively. An additional challenge for the learner in such repeated games lies in facing a potentially different *type* of opponent at every game round. In various domains (e.g., in security applications), the learner can even face an adversarially chosen sequence of opponent/attacker types [3].

Motivated by these important considerations, we study a repeated sequential game against an *unknown* opponent with multiple types. We propose a novel algorithm for the learner when facing an adversarially chosen sequence of types. *No-regret* guarantees of our algorithm in these settings ensure that the learner’s performance converges to the optimal one in hindsight (i.e., the idealized scenario in which the types’ sequence and opponent’s response function are known ahead of time).

To that end, our algorithm learns the opponent’s response function online, and gradually improves the learner’s strategy throughout the game.

Related work. Most previous works consider sequential games where the goal is to play against a *single* type of opponent. Authors of [21] and [27] show that an optimal strategy for the learner can be obtained by observing a polynomial number of opponent’s responses. In security applications, methods by [33] and [18] learn the opponent’s response function by using PAC-based and decision-tree behavioral models, respectively. Recently, single opponent modeling has also been studied in the context of deep reinforcement learning, e.g., [13, 29, 35, 12]. While all these approaches exhibit good empirical performance, they do not consider multiple types of opponents and lack regret guarantees.

Playing against *multiple* types of opponents has been considered in Bayesian Stackelberg games [26, 15, 24], where the opponent’s types are drawn from a known probability distribution. In [4], the authors propose no-regret algorithms when opponents’ behavioral models are available to the learner. In this work, we make no such distributional or availability assumptions, and our results hold for *adversarially* selected sequences of opponent’s types. This is similar to the work [3], in which the authors propose a no-regret online learning algorithm to play repeated Stackelberg games [37]. In contrast, we consider a more challenging setting in which opponents’ utilities are *unknown* and focus on learning the opponent’s response function from observing the opponent’s responses.

Contributions. Our main contributions are as follows:

- We propose STACKELUCB, a novel algorithm for playing sequential games versus an *adversarially* chosen sequence of opponent’s types. Moreover, we also specialize our approach to the case in which the *same* type of opponent is faced at every round.
- We model the correlation present in the opponent’s responses via kernel-based regularity assumptions, and prove the first *sublinear* kernel-based regret bounds.
- We consider repeated *Stackelberg games* with *unknown* opponents, and specialize our approach and regret bounds to this class of games.
- Finally, we experimentally validate the performance of our algorithms in *traffic routing* and *wildlife conservation* tasks, where they consistently outperform other baselines.

2 Problem Setup

We consider a sequential two-player repeated game between the learner and its opponent. The set of actions that are available to the learner and opponent in every round of the game are denoted by \mathcal{X} and \mathcal{Y} , respectively. The learner seeks to maximize its reward function $r(x, y)$ that depends on actions played by both players, $x \in \mathcal{X}$ and $y \in \mathcal{Y}$. In every round of the game, the learner can face an opponent of different type $\theta_t \in \Theta$ that is unknown to the learner at the decision time. As the sequence of opponent’s types can be chosen adversarially, we focus on randomized strategies for the learner as explained below. We summarize the protocol of the repeated sequential game as follows.

In every game round t :

1. The learner computes a randomized strategy \mathbf{p}_t , i.e., a probability distribution over \mathcal{X} , and samples action $x_t \sim \mathbf{p}_t$.
2. The opponent observes x_t and responds by selecting $y_t = b(x_t, \theta_t)$, where $b : \mathcal{X} \times \Theta \rightarrow \mathcal{Y}$ represents the opponent’s *response function*.
3. The learner observes the opponent’s type θ_t and response y_t , and receives reward $r(x_t, y_t)$.

The opponent’s types $\{\theta_i\}_{i=1}^T$ can be chosen by an *adaptive* adversary, i.e., at round t , the type θ_t can depend on the sequence of randomized strategies $\{\mathbf{p}_i\}_{i=1}^t$ of the learner and on the previous realized actions x_1, \dots, x_{t-1} (but not on the current action x_t). The goal of the learner is to maximize the cumulative reward $\sum_{t=1}^T r(x_t, y_t)$ over T rounds of the game. We assume that the learner knows its reward function $r(\cdot, \cdot)$, while the opponent’s response function $b(\cdot, \cdot)$ is unknown. To achieve this goal, the learner has to repeatedly play the game and learn about the opponent’s response function from the received feedback. After T game rounds, the performance of the learner is measured via the cumulative regret:

$$R(T) = \max_{x \in \mathcal{X}} \sum_{t=1}^T r(x, b(x, \theta_t)) - \sum_{t=1}^T r(x_t, y_t). \quad (1)$$

The regret represents the difference between the cumulative reward of a single best action from \mathcal{X} and the sum of the obtained rewards. An algorithm is said to be *no-regret* if $R(T)/T \rightarrow 0$ as $T \rightarrow \infty$.

Regularity assumptions. Attaining sub-linear regret is not possible in general for arbitrary response functions and domains, and hence, this requires further regularity assumptions. We consider a finite set of actions $\mathcal{X} \subset \mathbb{R}^d$ available to the learner, and a finite set of opponent's types $\Theta \subset \mathbb{R}^p$. We assume the unknown response function $b(x, \theta)$ is a member of a reproducing kernel Hilbert space \mathcal{H}_k (RKHS), induced by some *known* positive-definite kernel function $k(x, \theta, x', \theta')$. RKHS \mathcal{H}_k is a Hilbert space of (typically non-linear) well-behaved functions $b(\cdot, \cdot)$ with inner product $\langle \cdot, \cdot \rangle_k$ and norm $\| \cdot \|_k = \langle \cdot, \cdot \rangle_k^{1/2}$, such that $b(x, \theta) = \langle b, k(\cdot, \cdot, x, \theta) \rangle_k$ for every $x \in \mathcal{X}, \theta \in \Theta$ and $b \in \mathcal{H}_k$. The RKHS norm measures smoothness of b with respect to the kernel function k (it holds $\|b\|_k < \infty$ iff $b \in \mathcal{H}_k$). We assume a known bound $B > 0$ on the RKHS norm of the unknown response function, i.e., $\|b\|_k \leq B$. This assumption encodes the fact that similar opponent types and strategies of the learner lead to similar responses. This similarity is measured by the known kernel function that satisfies $k(x, \theta, x', \theta') \leq 1$ for any feasible inputs.¹ Most popularly used kernel functions that we also consider are linear, squared-exponential (RBF) and Matérn kernels [30].

Our second regularity assumption is regarding the learner's reward function $r : \mathcal{X} \times \mathcal{Y} \rightarrow [0, 1]$, which we assume is L_r -Lipschitz continuous with respect to $\| \cdot \|_1$.

3 Proposed Approach

The observed opponent's response can often contain some observational noise, e.g., in wildlife protection (see Section 4.2), we only get to observe an imprecise/inexact poaching location. Hence, instead of directly observing $b(x_t, \theta_t)$ at every round t , the learner receives a noisy response $y_t = b(x_t, \theta_t) + \epsilon_t$. For the sake of clarity, we consider the case of scalar responses, i.e., $y_t \in \mathbb{R}$, but in Appendix A, we also consider the case of vector-valued responses. We let $\mathcal{H}_t = \{ \{(x_i, \theta_i, y_i)\}_{i=1}^{t-1}, (x_t, \theta_t) \}$, and assume $\mathbb{E}[\epsilon_t | \mathcal{H}_t] = 0$ and ϵ_t is conditionally σ -sub-Gaussian, i.e., $\mathbb{E}[\exp(\zeta \epsilon_t) | \mathcal{H}_t] \leq \exp(\zeta^2 \sigma^2 / 2)$ for any $\zeta \in \mathbb{R}$.

At every round t , by using the previously collected data $\{(x_i, \theta_i, y_i)\}_{i=1}^{t-1}$, we can compute a mean estimate of the opponent's response function via standard kernel ridge regression. This can be obtained in closed-form as:

$$\mu_t(x, \theta) = k_t(x, \theta)^T (K_t + \lambda I_t)^{-1} \mathbf{y}_t, \quad (2)$$

where $\mathbf{y}_t = [y_1, \dots, y_t]^T$ is the vector of observations, $\lambda > 0$ is a regularization parameter, $k_t(x, \theta) = [k(x, \theta, x_1, \theta_1), \dots, k(x, \theta, x_t, \theta_t)]^T$ and $[K_t]_{i,j} = k(x_i, \theta_i, x_j, \theta_j)$ is the kernel matrix. We also note that $\mu_t(\cdot, \cdot)$ can be seen as the posterior mean function of the corresponding Bayesian Gaussian process model [30]. The variance of the proposed estimator can be obtained as:

$$\sigma_t^2(x, \theta) = k(x, \theta, x, \theta) - k_t(x, \theta)^T (K_t + \lambda I_t)^{-1} k_t(x, \theta). \quad (3)$$

Moreover, we can use (2) and (3) to construct upper and lower confidence bound functions:

$$\text{ucb}_t(x, \theta) := \mu_t(x, \theta) + \beta_t \sigma_t(x, \theta), \quad \text{lcb}_t(x, \theta) := \mu_t(x, \theta) - \beta_t \sigma_t(x, \theta), \quad (4)$$

respectively, for every $x \in \mathcal{X}, \theta \in \Theta$, where β_t is a confidence parameter. A standard result from [1, 34] (see Lemma 4 in Appendix A) shows that under our regularity assumptions, β_t can be set such that, with high probability, response $b(x, \theta) \in [\text{lcb}_t(x, \theta), \text{ucb}_t(x, \theta)]$ for every $(x, \theta) \in \mathcal{X} \times \Theta$ and $t \geq 1$.

Finally, before moving to our main results, we define a sample complexity parameter that quantifies the *maximum information gain* about the unknown function from noisy observations:

$$\gamma_t := \max_{\{(x_i, \theta_i)\}_{i=1}^t} 0.5 \log \det(I_t + K_t / \lambda). \quad (5)$$

It has been introduced by [34] and later on used in various theoretical works on Bayesian optimization. Analytical bounds that are sublinear in t are known for popularly used kernels [34], e.g., when $\mathcal{X} \times \Theta \subset \mathbb{R}^d$, we have $\gamma_t \leq \mathcal{O}(\log(t)^{d+1})$ and $\gamma_t \leq \mathcal{O}(d \log(t))$ for squared exponential and linear kernels, respectively. This quantity characterizes the regret bounds obtained in the next sections.

¹Our results also holds when $k(x, \theta, x', \theta') \leq L$ for some $L > 0$ (see Proof C for details).

Algorithm 1 The STACKELUCB algorithm (Playing vs. Sequence of Unknown Opponents)

Input: Finite action set $\mathcal{X} \subset \mathbb{R}^d$, kernel $k(\cdot, \cdot)$, parameters $\lambda, \{\beta_t\}_{t \geq 1}, \eta$

- 1: Initialize: Uniform strategy $\mathbf{p}_1 = \frac{1}{|\mathcal{X}|} \mathbf{1}_{|\mathcal{X}|}$
 - 2: **for** $t = 1, 2, \dots, T$ **do**
 - 3: Sample action $x_t \sim \mathbf{p}_t$ *// Opponent θ_t observes x_t and computes $b(x_t, \theta_t)$*
 - 4: Observe θ_t and noisy response $y_t = b(x_t, \theta_t) + \epsilon_t$
 - 5: Compute optimistic reward estimates:
 $\forall x \in \mathcal{X} : \tilde{r}_t(x, \theta_t) := \max_y r(x, y), \quad \text{s.t. } y \in [\text{lcb}_t(x, \theta_t), \text{ucb}_t(x, \theta_t)]$
 - 6: Perform strategy update: $\forall x \in \mathcal{X} : \mathbf{p}_{t+1}[x] \propto \mathbf{p}_t[x] \cdot \exp(\eta \cdot \tilde{r}_t(x, \theta_t))$
 - 7: Update: μ_{t+1}, σ_{t+1} with $\{(x_t, \theta_t, y_t)\}$ (via (2), (3)), and $\text{ucb}_{t+1}, \text{lcb}_{t+1}$ (via (4))
 - 8: **end for**
-

3.1 The STACKELUCB Algorithm

The considered problem (Section 2) can be seen as an instance of adversarial online learning [7] in which an adversary chooses a reward function $r_t(\cdot)$ in every round t , while the learner (without knowing the reward function) selects action x_t and subsequently receives reward $r_t(x_t)$. To achieve *no-regret*, the learner needs to maintain a probability distribution over the set \mathcal{X} of available actions and play randomly according to it. Recall that we consider a finite set of actions $\mathcal{X} \subset \mathbb{R}^d$ and we let \mathbf{p}_t denote the probability distribution (vector) supported on \mathcal{X} . At every round, the learner then plays action $x_t \sim \mathbf{p}_t$ and subsequently updates its strategy to \mathbf{p}_{t+1} .

Multiplicative Weights (MW) [23] algorithms such as EXP3 [2] and HEDGE [11] are popular no-regret methods for updating \mathbf{p}_t , depending on the feedback available to the learner in every round. The former only needs observing reward of the played action $r_t(x_t)$ (*bandit feedback*), while the latter requires access to the entire reward function $r_t(\cdot)$ at every t (*full-information feedback*).

The considered game setup corresponds (from the learner's perspective) to the particular online learning problem in which $r_t(\cdot) := r(\cdot, b(\cdot, \theta_t))$, type θ_t is revealed, and the bandit observation y_t is observed by the learner. Full-information feedback, however, is not available as $b(\cdot, \theta_t)$ is unknown. To alleviate this, similarly to [31], we compute "optimistic" reward estimates to emulate the full-information feedback. Based on previously observed data, we establish upper and lower confidence bounds $\text{ucb}_t(\cdot)$ and $\text{lcb}_t(\cdot)$, of the opponent's response function (via (4) and Lemma 4, Appendix A). These are then used to estimate the optimistic rewards of the learner for any $x \in \mathcal{X}$ at round t as:

$$\tilde{r}_t(x, \theta_t) := \max_y r(x, y) \quad \text{s.t. } y \in [\text{lcb}_t(x, \theta_t), \text{ucb}_t(x, \theta_t)]. \quad (6)$$

We note that the learner's reward function is assumed to be known and that can be efficiently optimized for any fixed x . The latter assumption is realistic given that in many applications the learner can often choose its own objective (see examples in Section 4). For example, in case $r(x, \cdot)$ is a concave function, the problem in (6) corresponds to concave function maximization subject to convex constraints which can be performed efficiently via standard gradient-based methods. Optimistic rewards allow the learner to control the maximum incurred regret, while Lipschitzness of $r(\cdot)$ ensures that learning the opponent's response function (via (2) and (3)) translates to more accurate reward estimates.

We are now in position to describe our novel STACKELUCB algorithm for the learner (see Algorithm 1). STACKELUCB maintains a distribution \mathbf{p}_t over \mathcal{X} , and samples actions $x_t \sim \mathbf{p}_t$ at every round. It maintains confidence bounds of the opponent's response function $b(\cdot, \cdot)$ by using the previously obtained opponent's responses (via (2)-(3)). For each $x \in \mathcal{X}$, optimistic rewards $\tilde{r}(x, \theta_t)$ are computed via (6) and used to emulate the full-information feedback. Finally, the distribution \mathbf{p}_t is updated by the standard MW update rule: $\mathbf{p}_{t+1}[x] \propto \mathbf{p}_t[x] \cdot \exp(\eta \cdot \tilde{r}_t(x, \theta_t))$, where η is the learning step set as in the following theorem.

Theorem 1 Consider the setting with multiple opponent types from Θ , and assume the learner's reward function is L_r -Lipschitz continuous. Then for any $\delta \in (0, 1)$, the regret of STACKELUCB when used with $\lambda \geq 1$, $\beta_t = \sigma \lambda^{-1} \sqrt{2 \log(\frac{1}{\delta}) + \log(\det(I_t + K_t/\lambda))} + \lambda^{-1/2} B$, and learning step $\eta = \sqrt{8 \log(|\mathcal{X}|)/T}$, is bounded, with probability at least $1 - 2\delta$, by

$$R(T) \leq \sqrt{\frac{1}{2} T \log |\mathcal{X}|} + \sqrt{\frac{1}{2} T \log(\frac{1}{\delta})} + 4L_r \beta_T \sqrt{T \lambda \gamma_T},$$

where $B \geq \|b\|_{\mathcal{H}_k}$ and γ_T is the maximum information gain defined in (5).

The obtained regret bound scales sublinearly with T , and depends on the regret obtained from playing HEDGE (first two terms) and learning of the opponent’s response function (last term in the regret bound). We note that EXP3 attains $\mathcal{O}(\sqrt{T}|\mathcal{X}|\log|\mathcal{X}|)$ while HEDGE attains improved $\mathcal{O}(\sqrt{T}\log|\mathcal{X}|)$ regret bound which scales favourably with the number of available actions $|\mathcal{X}|$. The same holds for our algorithm, but crucially – unlike HEDGE – our algorithm uses the bandit feedback only.

Next, we consider a special case of a single opponent type, while in Section 3.3, we show how STACKELUCB can be used to play unknown repeated Stackelberg games.

3.2 Single Opponent Type

We now consider the special case where the learner is playing against the opponent of a single *known* type at every round of the game, i.e., $\theta_t = \bar{\theta}$. The goal of the learner is to compete with the action that is the solution of the following problem:

$$\max_{x \in \mathcal{X}} r(x, y) \quad \text{s.t.} \quad y = b(x, \bar{\theta}). \quad (7)$$

Even in this simpler setting, the learner cannot directly optimize (7), since the opponent’s response function $b(\cdot, \bar{\theta})$ is unknown, and can only be inferred by repeatedly playing the game and observing its outcomes. The problem in (7) is a special instance of *bilevel optimization* [32] in which the lower-level function is unknown.

Next, we show that the learner can achieve no-regret by using the estimator, used in STACKELUCB, from (6), and following a simple yet effective strategy. At every round t , it consists of using the past observed data $\{(x_\tau, y_\tau, \bar{\theta})\}_{\tau=1}^{t-1}$ to build the confidence bounds as in (4), and selecting the action that maximizes the optimistic reward:

$$x_t = \arg \max_{x \in \mathcal{X}} \tilde{r}_t(x, \bar{\theta}). \quad (8)$$

This bilevel strategy is reminiscent of the *single level* GP-UCB algorithm used in standard Bayesian optimization [34], and leads to the following guarantee:

Corollary 2 *Consider the setting where the learner plays against the same opponent $\bar{\theta} \in \Theta$ in every game round, and assume the learner’s reward function is L_r -Lipschitz continuous. Then for any $\delta \in (0, 1)$, the regret of the learner when playing according to (8) with β_t set as in Theorem 1 and $\lambda \geq 1$, is bounded with probability at least $1 - \delta$ by*

$$R(T) \leq 4L_r\beta_T\sqrt{T\lambda\gamma_T},$$

where $\|b\|_{\mathcal{H}_k} \leq B$ and γ_T is the maximum information gain as defined in (5).

The obtained bilevel regret rate is a constant factor L_r worse in comparison to the rate of the standard single-level bandit optimization [34], and reflects the additional dependence of the learner’s reward function on the opponent’s response. Moreover, it shows that in the case of a single opponent the learner can achieve better regret guarantees compared to Theorem 1. Finally, we note that one could also consider modeling and optimizing $g(\cdot) = r(\cdot, b(\cdot, \bar{\theta}))$ directly (as a single unknown objective), but this can lead to worse performance as reasoned and empirically demonstrated in Section 4.2.

3.3 Learning in Repeated Stackelberg Games

We consider Stackelberg games [37] and show how they can be mapped to our general problem setup from Section 2. A Stackelberg game is played between two players: the *leader*, who plays first, and the *follower* who *best-responds* to the leader’s move.² Moreover, in a *repeated* Stackelberg game (e.g., [21, 24]), leader and follower play repeated rounds, while the leader can (as before) face a potentially different type of follower at every round [3]. In Stackelberg games, at every round the leader commits to a *mixed strategy* (i.e., a probability distribution over the actions): If we let n_l be the number of actions available to the leader, we can map repeated Stackelberg games to our setup by letting $x_t \in \mathcal{X} = \Delta^{n_l}$ be the leader’s mixed strategy at time t , where Δ^{n_l} stands for n_l -dimensional simplex.³ Moreover, the opponent’s response function in a Stackelberg game assumes the specific *best-response* form $b(x_t, \theta_t) = \arg \max_{y \in \mathcal{Y}} U_{\theta_t}(x_t, y)$, where $U_{\theta_t}(x, y)$ represents the expected utility of the follower of type θ_t under the leader’s mixed strategy x (as in [3] we assume the

²In accordance with this terminology, we use leader and follower to refer to learner and opponent, respectively.

³Unlike the previous section where x_t belongs to a finite set \mathcal{X} , in this section, the set $\mathcal{X} = \Delta^{n_l}$ is infinite.

follower breaks ties in an arbitrary but consistent manner so that $b(x, \theta_t)$ is a singleton). We note that our regularity assumptions of Section 2 enforce smoothness in the follower’s best-response and indirectly depend on the structure of the function $U_\theta(\cdot, \cdot)$ and on the follower’s decision set \mathcal{Y} (similar regularity conditions are used in other works on bilevel optimization, e.g., [10, 22]). Without further assumptions on the follower’s types (see, e.g., [26, 15] for Bayesian type assumptions), the goal of the leader is to obtain sublinear regret as defined in Eq. (1).

Our approach is inspired by [3], where the authors consider the case in which the leader has complete knowledge of the set of possible follower types Θ and utilities $U_\theta(\cdot, \cdot)$ and show that it can achieve no-regret by considering a carefully constructed (via discretization) finite subset of mixed strategies. In this work, we consider the more challenging scenario in which these utilities are *unknown* to the leader and hence the follower’s response function can only be learned throughout the game. Moreover, differently from [3], we consider infinite action sets available to the follower. Under our regularity assumptions, we show that the leader can attain no-regret by using STACKELUCB over a discretized mixed strategy set.

We let \mathcal{D} be the finite discretization (uniform grid) of the leader’s mixed strategy space Δ^{n_l} with size $|\mathcal{D}| = (L_r(1 + L_b)\sqrt{n_l T})^{n_l}$ chosen such that:

$$\|x - [x]_{\mathcal{D}}\|_1 \leq (L_r(1 + L_b))^{-1} \sqrt{n_l / T}, \quad \forall x \in \Delta^{n_l}, \quad (9)$$

where $[x]_{\mathcal{D}}$ is the closest point to x in \mathcal{D} . Before stating the main result of this section, we further assume that the follower’s response function $b(\cdot, \cdot)$ is L_b -Lipschitz continuous, so that differences in the follower’s responses can be bounded in \mathcal{D} .⁴

Corollary 3 *Consider a repeated Stackelberg game with n_l actions available to the leader. Let the leader use STACKELUCB with \mathcal{D} from (9) to sample a mixed strategy at every round. Then for any $\delta \in (0, 1)$, when STACKELUCB is run with $\lambda \geq 1$, β_t is set as in Theorem 1 and $\eta = \sqrt{8 \log(|\mathcal{D}|)/T}$, the regret of the leader is bounded, with probability at least $1 - 2\delta$, by*

$$R(T) \leq \sqrt{\frac{1}{2} T n_l \log(L_r(1 + L_b)\sqrt{n_l T})} + \sqrt{T n_l} + \sqrt{\frac{1}{2} T \log\left(\frac{1}{\delta}\right)} + 4L_r \beta_T \sqrt{T \lambda \gamma_T}.$$

Compared to the $\mathcal{O}(\sqrt{T} \cdot \text{poly}(n_l, n_f, k_f))$ regret of [3] (n_f and k_f are the numbers of actions available to the follower and possible follower types, respectively), our regret bound also scales sublinearly with T and, unlike the result of [3], it holds when playing against followers with unknown utilities (also, potentially infinite number of follower types). The last term in our regret bound can be interpreted as the price of not knowing such utilities ahead of time. We remark that while both ours and [3]’s approaches are no-regret, they are both computationally inefficient since the number of considered mixed strategies (e.g., in Line 6 of Algorithm 1) is exponential in n_l .

4 Experiments

In this section, we evaluate the proposed algorithms in traffic routing and wildlife conservation tasks.

4.1 Routing Vehicles in Congested Traffic Networks

We use the road traffic network of Sioux-Falls [20], which can be represented as a directed graph with 24 nodes and 76 edges $e \in E$. We consider the traffic routing task in which the goal of the network operator (e.g., the local traffic authority) is to route 300 units (e.g., a fleet of autonomous vehicles) between the two nodes of the network (depicted as blue and green nodes in Figure 1). At the same time, the goal of the operator is to avoid the network becoming overly congested. We model this problem as a repeated sequential game (as defined in Section 2) between the network operator (learner) and the rest of the users present in the network (opponent). We evaluate the performance of the operator when using STACKELUCB to select routes.

We consider a finite set \mathcal{X} of possible routing plans for the operator (generated as in Appendix E). At each round t , the routing plan chosen by the network operator can be represented by the vector $x_t \in \mathbb{R}_{>0}^{|E|}$, where $x_t[i]$ represents units that are routed through edge $i \in E$. We let the *type* vector $\theta_t \in \mathbb{R}_{>0}^{552}$ represent the demand profile of the network users at round t , where each entry indicates the number of users that want to travel between any pair (552 pairs in total) of nodes in the network. The network

⁴In fact, Lipschitzness of $b(\cdot, \cdot)$ is implied by the RKHS norm bound assumption and certain properties of the used kernel function (see [9, Lemma 1] for details).

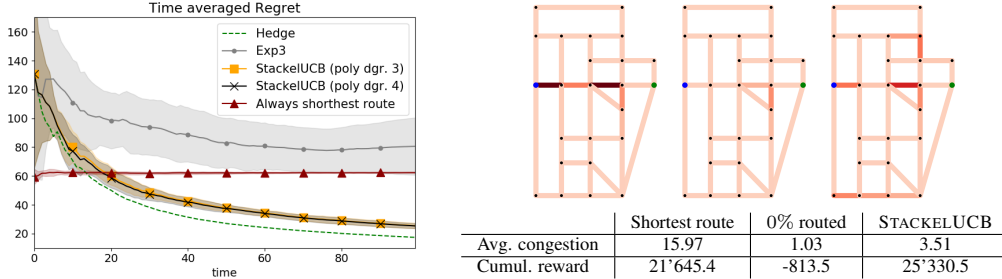


Figure 1: **Left:** Time-averaged regret of the operator using different routing strategies. STACKELUCB (polynomial kernels of degree 3 or 4) leads to a smaller regret compared to the considered baselines and performs comparably to the idealized HEDGE algorithm. **Right:** Edges’ congestion (color intensity proportional to the time-averaged congestion computed as in Appendix E) when the operator at each round: (left) Routes 100% of the units via the shortest route, (middle) Routes 0% of units, and (right) Uses STACKELUCB. When 100% of the units are routed via the shortest route the central edges are extremely congested. The congestion is reduced with STACKELUCB because alternative routes are selected. We report the respective average congestion levels and operator’s cumulative rewards in the table.

users observe the operator’s routing plan x_t and choose their routes according to their preferences. This results in a certain congestion level of the network. We represent such level as the average congestion of the edges $y_t = b(x_t, \theta_t) \in \mathbb{R}_+$, where $b(\cdot, \cdot)$ captures both the users’ preferences and the network’s congestion model (see Appendix E for details) and is *unknown* to the operator.

Given routing plan x_t and congestion y_t , we use the following reward function for the operator: $r(x_t, y_t) = g(x_t) - \kappa \cdot y_t$, where $g(x_t)$ represents the total number of units routed to the operator’s destination node at round t and $\kappa > 0$ stands for a trade-off parameter. This parameter balances the two opposing objectives of the operator, i.e., routing a large number of units versus decreasing the overall network congestion. At the end of each round, the operator observes y_t and θ_t and updates the routing strategy. Network’s data and congestion model are based on [20], and a detailed description of our experimental setup is provided in Appendix E.

We compare the performance of the network operator when using STACKELUCB with the ones achieved by 1) routing 100% of the units via the shortest route at every round, 2) routing 0% of the units at every round, 3) the EXP3 algorithm and 4) the HEDGE algorithm. In this case, HEDGE corresponds to the algorithm by [3] and represents an *unrealistic* benchmark because the full-information feedback is not available to the network operator since the function $b(\cdot, \cdot)$ is unknown. We run STACKELUCB with polynomial kernels of degree 3 or 4 (polynomial functions are typically used as good congestion models, *cf.*, [20]), set η according to Theorem 1 and use $\beta_t = 0.5$ (we also observed, as in [34], that theory-informed values for β_t are overly conservative). Kernel hyperparameters are computed offline via maximum-likelihood over 100 randomly generated points.

STACKELUCB leads to a significantly smaller regret compared to the considered baselines, as shown in Figure 1 (the regret of baseline 2 is above the y-axis limit), and its performance is comparable to the full-information HEDGE algorithm. Moreover, we report the cumulative reward obtained by the operator when using STACKELUCB and other two baselines, together with the resulting time-averaged congestion levels. The network’s average congestion is very low when 0% of the units are routed, while the central edges become extremely congested when 100% of the units are routed via the shortest route. Instead, the proposed game model and STACKELUCB algorithm allow the operator to select alternative routes depending on the users’ demands, leading to improved congestion and a larger cumulative reward compared to the baselines.

4.2 Wildlife Protection against Poaching Activity

We consider a wildlife conservation task where the goal of park rangers is to protect animals from poaching activities. We model this problem as a sequential game between the rangers, who commit to a patrol strategy, and the poachers that observe the rangers’ strategy to decide upon a poaching location [38, 17]. We study the repeated version of this game in which the rangers start with no information about the poachers’ model and use Algorithm (8) to discover the best patrol strategy online.

We consider the game model of [17] that we briefly summarize below. The park area is divided into 25 disjoint cells (see Figure 2). A possible *patrol strategy* for the rangers is represented by

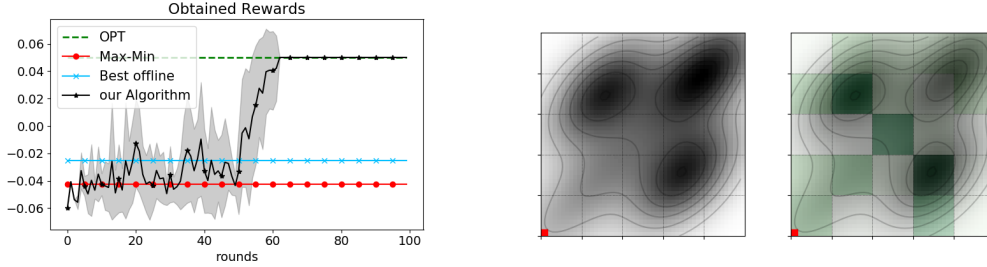


Figure 2: **Left:** Obtained rewards when the rangers know the poachers’ model (OPT), assume the worst possible poaching location (Max-Min), estimate the poachers’ model by using 1’000 offline data points (Best-offline), or use Algorithm (8) to update their patrol strategy online. Our algorithm discovers the optimal strategy in ~ 60 rounds and outperforms the considered baselines. **Right:** Park animal density (left plot) and rangers’ mixed strategy (right plot, where probabilities are proportional to the green color intensity) computed with Algorithm (8). The poachers’ model and starting location (red square) are not known by the rangers ahead of time.

the mixed strategy vector $x \in [0, 1]^{25}$, where $x[i]$ represents the coverage probability of cell i . The poachers are aware of the rangers’ patrol strategy and can use it to determine a poaching location $y \in \mathbb{R}^2$. Given patrol strategy x and poaching location y , the expected utility of the rangers is $r(x, y) = \sum_{i=1}^{25} (x[i] \cdot R_i^r + (1 - x[i]) \cdot P_i^r) \cdot \mathbb{1}_i(y)$, where $\mathbb{1}_i(y) \in \{0, 1\}$ indicates whether location y belongs to cell i , $R_i^r > 0$ and $P_i^r < 0$ are reward and penalty for covering / not covering cell i , respectively. The poaching location is chosen based on the *Subjective Utility* (SU) model [25] $y = b(x) = \arg \max_y SU(\cdot, y)$, which we detail in Appendix F. The function $SU(x, y)$ trades-off the animal density at location y (see right plots in Figure 2; here, such density was generated as a mixture of Gaussian distributions to simulate distinct high animal density areas), the distance between y and the poachers’ starting location (e.g., we use the starting location depicted as red square in Figure 2), and the rangers’ coverage probabilities x . Based on this model, the goal of the rangers is to discover the optimal patrol strategy x that maximizes $r(x, b(x))$, despite not knowing the poachers’ response function $b(\cdot)$. This is an instance of the single type problem considered in Section 3.2.

We consider a repeated version of this game where, at each round, the rangers choose a patrol strategy x_t , obtain a noisy observation of the poaching location $y_t = b(x_t) + \epsilon_t$, and use this data to improve their strategy according to Algorithm (8). The decision set \mathcal{X} of the rangers consists of 500 mixed strategies randomly sampled from the simplex and 25 pure strategies (i.e., covering a single cell with probability 1). We use the Matérn kernel defined over the vectors (x, θ) where $\theta \in \mathbb{R}^{25}$ represents the maximal animal density in each of the park cells and can be interpreted as the single (and known) opponent’s type. In Figure 2 (left plot), we compare the performance of our algorithm with the ones achieved by: 1) Optimal strategy (OPT) $x^* = \arg \max_{x \in \mathcal{X}} r(x, b(x))$ with known poachers’ model, 2) Max-Min, i.e., $x_m = \arg \max_{x \in \mathcal{X}} \min_y r(x, y)$, which assumes the worst possible poaching location, and 3) Best-offline, that is, $x_o = \arg \max_{x \in \mathcal{X}} r(x, \mu_o(x))$, where $\mu_o(\cdot)$ is the mean estimate of $b(\cdot)$ computed *offline* as in (2) by using 1’000 random data points. We average the obtained results over 10 different runs. Our algorithm outperforms the considered baselines and discovers the optimal patrol strategy after ~ 60 rounds. In Appendix F, we also show that our approach outperforms the standard GP bandit algorithm GP-UCB [34] which ignores the rewards’ bi-level structure and directly tries to learn the function $g(\cdot) = r(\cdot, b(\cdot, \bar{\theta}))$. Finally, in Figure 2 (rightmost plot), we show the optimal strategy discovered by our algorithm despite not knowing the poachers’ model (and starting location). We observe that the cells covered with higher probabilities are the ones with a high animal density near to the poachers’ starting location.

5 Conclusions

We have considered the problem of learning to play repeated sequential games versus unknown opponents. We have proposed an online algorithm for the learner, when facing adversarial opponents, that attains sublinear regret guarantees by imposing kernel-based regularity assumptions on the opponents’ response function. Furthermore, we have shown that our approach can be specialized to repeated Stackelberg games and demonstrated its applicability in experiments from traffic routing and wildlife conservation. An interesting direction for future work is to consider adding additional structure into opponents’ responses by, e.g., incorporating bounded-rationality models of opponents as considered by [38] and [6].

Broader Impact

Our approach is motivated by sequential decision-making problems that arise in several domains such as road traffic, markets, and security applications with potentially significant societal benefits. In such domains, it is important to predict how the system responds to any given decision and take this into account to achieve the desired performance. The methods proposed in this paper require to observe and quantify (via suitable indicators) the response of the system and to dispose of computational resources to process the observed data. Moreover, it is important that the integrity and the reliability of such data are verified, and that the used algorithms are complemented with suitable measures that ensure the safety of the system at any point in time.

Acknowledgments

This work was gratefully supported by the Swiss National Science Foundation, under the grant SNSF 200021_172781, by the European Union’s ERC grant 815943, and the ETH Zürich Postdoctoral Fellowship 19-2 FEL-47.

References

- [1] Yasin Abbasi-Yadkori. Online learning for linearly parametrized control problems. 2013.
- [2] Peter Auer, Nicolò Cesa-Bianchi, Yoav Freund, and Robert E. Schapire. The Nonstochastic Multiarmed Bandit Problem. *SIAM J. Comput.*, 32(1):48–77, January 2003.
- [3] Maria-Florina Balcan, Avrim Blum, Nika Haghtalab, and Ariel D. Procaccia. Commitment Without Regrets: Online Learning in Stackelberg Security Games. In *ACM Conference on Economics and Computation (EC)*, 2015.
- [4] Lorenzo Bisi, Giuseppe De Nittis, Francesco Trovò, Marcello Restelli, and Nicola Gatti. Regret Minimization Algorithms for the Followers Behaviour Identification in Leadership Games. In *Conference on Uncertainty in Artificial Intelligence (UAI)*, 2017.
- [5] Avrim Blum, Nika Haghtalab, and Ariel D. Procaccia. Learning Optimal Commitment to Overcome Insecurity. In *Conference on Neural Information Processing Systems (NeurIPS)*, 2014.
- [6] Andreea Bobu, Dexter R. R. Scobee, Jaime F. Fisac, S. Shankar Sastry, and Anca D. Dragan. LESS is More: Rethinking Probabilistic Models of Human Behavior. 2020.
- [7] Nicolò Cesa-Bianchi and Gábor Lugosi. *Prediction, learning, and games*. Cambridge University Press, 2006.
- [8] Sayak Ray Chowdhury and Aditya Gopalan. On Kernelized Multi-armed Bandits. In *International Conference on Machine Learning (ICML)*, 2017.
- [9] Nando de Freitas, Alex Smola, and Masrour Zoghi. Regret bounds for deterministic Gaussian process bandits. *ArXiv*, abs/1203.2177, 2012.
- [10] Luca Franceschi, Paolo Frasconi, Saverio Salzo, Riccardo Grazi, and Massimiliano Pontil. Bilevel Programming for Hyperparameter Optimization and Meta-Learning. *ArXiv*, abs/1806.04910, 2018.
- [11] Yoav Freund and Robert E Schapire. A Decision-Theoretic Generalization of On-Line Learning and an Application to Boosting. *J. Comput. Syst. Sci.*, 55(1):119–139, 1997.
- [12] Víctor Gallego, Roi Naveiro, David Ríos Insua, and David Gomez-Ullate Oteiza. Opponent Aware Reinforcement Learning. *ArXiv*, abs/1908.08773, 2019.
- [13] He He, Jordan Boyd-Graber, Kevin Kwok, and Hal Daumé. Opponent Modeling in Deep Reinforcement Learning. In *International Conference on Machine Learning (ICML)*, 2016.
- [14] Xiuli He, Ashutosh Prasad, Suresh P. Sethi, and Genaro J. Gutierrez. A survey of Stackelberg differential game models in supply and marketing channels. *Journal of Systems Science and Systems Engineering*, 16(4):385–413, 2007.
- [15] Manish Jain, Christopher Kiekintveld, and Milind Tambe. Quality-bounded solutions for finite Bayesian Stackelberg games: scaling up. In *International Conference on Autonomous Agents and Multiagent Systems (AAMAS)*, 2011.

- [16] Manish Jain, Dmytro Korzhyk, Ondřej Vaněk, Vincent Conitzer, Michal Pěchouček, and Milind Tambe. A Double Oracle Algorithm for Zero-Sum Security Games on Graphs. In *International Conference on Autonomous Agents and Multiagent Systems (AAMAS)*, 2011.
- [17] Debarun Kar, Fei Fang, Francesco Maria Delle Fave, Nicole D. Sintov, and Milind Tambe. "A Game of Thrones": When Human Behavior Models Compete in Repeated Stackelberg Security Games. In *International Conference on Autonomous Agents and Multiagent Systems (AAMAS)*, 2015.
- [18] Debarun Kar, Benjamin J. Ford, Shahrzad Gholami, Fei Fang, Andrew J. Plumptre, Milind Tambe, Margaret Driciru, Fred Wanyama, Aggrey Rwetsiba, Mustapha Nsubaga, and Joshua Mabonga. Cloudy with a Chance of Poaching: Adversary Behavior Modeling and Forecasting with Real-World Poaching Data. In *International Conference on Autonomous Agents and Multiagent Systems (AAMAS)*, 2017.
- [19] Yannis A. Korilis, Aurel A. Lazar, and Ariel Orda. Achieving Network Optima Using Stackelberg Routing Strategies. *IEEE/ACM Trans. Netw.*, 5(1):161–173, 1997.
- [20] Larry J. LeBlanc, Edward K. Morlok, and William P. Pierskalla. An efficient approach to solving the road network equilibrium traffic assignment problem. In *Transportation Research Vol. 9*, pages 309–318, 1975.
- [21] Joshua Letchford, Vincent Conitzer, and Kamesh Munagala. Learning and Approximating the Optimal Strategy to Commit To. In *International Symposium on Algorithmic Game Theory (SAGT)*, 2009.
- [22] D. Liao-McPherson, M. Huang, and I. Kolmanovsky. A Regularized and Smoothed Fischer–Burmeister Method for Quadratic Programming With Applications to Model Predictive Control. *IEEE Transactions on Automatic Control*, 64(7):2937–2944, 2019.
- [23] N. Littlestone and M.K. Warmuth. The Weighted Majority Algorithm. *Information and Computation*, 108(2):212 – 261, 1994.
- [24] Janusz Marecki, Gerry Tesauro, and Richard Segal. Playing Repeated Stackelberg Games with Unknown Opponents. In *International Joint Conference on Autonomous Agents and Multi-agent Systems (AAMAS)*, 2012.
- [25] Thanh H. Nguyen, Rong Yang, Amos Azaria, Sarit Kraus, and Milind Tambe. Analyzing the Effectiveness of Adversary Modeling in Security Games. In *AAAI Conference on Artificial Intelligence*, 2013.
- [26] Praveen Paruchuri, Jonathan P. Pearce, Janusz Marecki, Milind Tambe, Fernando Ordóñez, and Sarit Kraus. Playing games for security: an efficient exact algorithm for solving Bayesian Stackelberg games. In *International Conference on Autonomous Agents and Multiagent Systems (AAMAS)*, 2008.
- [27] Binghui Peng, Weiran Shen, Pingzhong Tang, and Song Zuo. Learning Optimal Strategies to Commit To. In *AAAI Conference on Artificial Intelligence*, 2019.
- [28] James Pita, Manish Jain, Fernando Ordóñez, Christopher Portway, Milind Tambe, Craig Western, Praveen Paruchuri, and Sarit Kraus. Using Game Theory for Los Angeles Airport Security. *AI Magazine*, 30:43–57, 2009.
- [29] Roberta Raileanu, Emily L. Denton, Arthur Szlam, and Rob Fergus. Modeling Others using Oneself in Multi-Agent Reinforcement Learning. *ArXiv*, abs/1802.09640, 2018.
- [30] Carl Edward Rasmussen. Gaussian processes in machine learning. In *Summer School on Machine Learning*, pages 63–71. Springer, 2003.
- [31] Pier Giuseppe Sessa, Ilija Bogunovic, Maryam Kamgarpour, and Andreas Krause. No-Regret Learning in Unknown Games with Correlated Payoffs. In *Conference on Neural Information Processing Systems (NeurIPS)*, 2019.
- [32] Ankur Sinha, Pekka Malo, and Kalyanmoy Deb. A review on bilevel optimization: from classical to evolutionary approaches and applications. *IEEE Transactions on Evolutionary Computation*, 22(2):276–295, 2017.
- [33] Arunesh Sinha, Debarun Kar, and Milind Tambe. Learning Adversary Behavior in Security Games: A PAC Model Perspective. In *International Conference on Autonomous Agents & Multiagent Systems (AAMAS)*, 2016.

- [34] Niranjan Srinivas, Andreas Krause, Sham M Kakade, and Matthias Seeger. Gaussian process optimization in the bandit setting: No regret and experimental design. In *International Conference on Machine Learning (ICML)*, 2010.
- [35] Zheng Tian, Ying Wen, Zhichen Gong, Faiz Punakkath, Shihao Zou, and Jun Wang. A Regularized Opponent Model with Maximum Entropy Objective. In *International Joint Conference on Artificial Intelligence (IJCAI)*, 2019.
- [36] Transportation Networks for Research Core Team. <https://github.com/bstabler/TransportationNetworks>. *Transportation Networks for Research*.
- [37] H. von Stackelberg. *Marktform und Gleichgewicht*. Die Handelsblatt-Bibliothek "Klassiker der Nationalökonomie". J. Springer, 1934.
- [38] Rong Yang, Benjamin J. Ford, Milind Tambe, and Andrew Lemieux. Adaptive resource allocation for wildlife protection against illegal poachers. In *International Conference on Autonomous Agents and Multiagent Systems (AAMAS)*, 2014.

Supplementary Material

Learning to Play Sequential Games versus Unknown Opponents

Pier Giuseppe Sessa, Ilija Bogunovic, Maryam Kamgarpour, Andreas Krause

A RKSH Regression and Confidence Lemma

From the previously collected data $\{(x_i, \theta_i, y_i)\}_{i=1}^{t-1}$, a kernel ridge regression estimate of the opponent's response function can be obtained at every round t by solving:

$$\arg \min_{b \in \mathcal{H}_k} \sum_{i=1}^{t-1} (b(x_i, \theta_i) - y_i)^2 + \lambda \|b\|_k \quad (10)$$

for some regularization parameter $\lambda > 0$. The representer theorem (see, e.g., [30]) allows to obtain a standard closed form solution to (10), which is given by:

$$\mu_t(x, \theta) = k_t(x, \theta)^T (K_t + \lambda I_t)^{-1} \mathbf{y}_t$$

where $\mathbf{y}_t = [y_1, \dots, y_t]^T$ is the vector of observations, $k_t(x, \theta) = [k(x, \theta, x_1, \theta_1), \dots, k(x, \theta, x_t, \theta_t)]^T$ and $[K_t]_{i,j} = k(x_i, \theta_i, x_j, \theta_j)$ is the kernel matrix. The estimate $\mu_t(\cdot, \cdot)$ can also be interpreted as the posterior mean function of the corresponding Bayesian Gaussian process model [30]. Similarly, one can also obtain a closed-form expression for the variance of such estimator, also interpreted as posterior covariance function, via the expression:

$$\sigma_t^2(x, \theta) = k(x, \theta, x, \theta) - k_t(x, \theta)^T (K_t + \lambda I_t)^{-1} k_t(x, \theta).$$

A standard result [1, 34], which forms the basis of ours and of many other Bayesian Optimization algorithms, shows that the functions $\mu_t(\cdot, \cdot)$ and $\sigma_t(\cdot, \cdot)$ can be used to construct confidence intervals that contain the true opponent's response function values with high probability. We report such result in the following main lemma, which states that given the previously observed opponent's actions, its response function belongs (with high probability) to the interval $[\mu_t(\cdot, \cdot) \pm \beta_t \sigma_t(\cdot, \cdot)]$, for a carefully chosen confidence parameter $\beta_t \geq 0$.

Lemma 4 *Let $b \in \mathcal{H}_k$ such that $\|b\|_{\mathcal{H}_k} \leq B$ and consider the regularized least-squares estimate $\mu_t(\cdot, \cdot)$ with regularization constant $\lambda > 0$. Then for any $\delta \in (0, 1)$, with probability at least $1 - \delta$, the following holds simultaneously over all $x \in \mathcal{X}$, $\theta \in \Theta$ and $t \geq 1$:*

$$|\mu_t(x, \theta) - b(x, \theta)| \leq \beta_t \sigma_t(x, \theta),$$

where $\beta_t = \sigma \lambda^{-1} \sqrt{2 \log(\frac{1}{\delta}) + \log(\det(I_t + K_t/\lambda))} + \lambda^{-1/2} B$.

A.1 The case of multiple outputs

We consider the case of multi-dimensional responses $\mathbf{y}_t = b(x_t, \theta_t) + \epsilon_t \in \mathbb{R}^m$, where $\{\epsilon_t[i], i = 1, \dots, m\}$ are i.i.d. and conditionally σ -sub-Gaussian with independence over time steps. In this case, posterior mean and variance functions can be obtained respectively as:

$$\mu_t(x, \theta) = [\mu_t(x, \theta, 1), \dots, \mu_t(x, \theta, m)]^T, \quad \sigma_t^2(x, \theta) = [\sigma_t^2(x, \theta, 1), \dots, \sigma_t^2(x, \theta, m)]^T,$$

where $\mu_t(x, \theta, i)$ is the posterior mean estimate computed as in (2) using responses $\mathbf{y}_t = [y_1[i], \dots, y_t[i]]^T$ and $\sigma_t^2(x, \theta, i)$ is the corresponding variance, for $i = 1, \dots, m$. Moreover, Lemma 4 shows that a careful choice of the confidence parameter β_t implies that, with probability at least $1 - m\delta$, $|\mu_t(x, \theta, i) - b(x, \theta)[i]| \leq \beta_t \sigma_t(x, \theta, i)$ for any $x \in \mathcal{X}$, $\theta \in \Theta$, and $i = 1, \dots, m$. Hence, in this case the vector-valued functions $\mu_t(\cdot, \cdot)$ and $\sigma_t(\cdot, \cdot)$ can be used to construct a high-confidence upper and lower confidence bounds of the unknown function $b(\cdot, \cdot)$.

B Proof of Theorem 1

Our goal is to bound the learner's cumulative regret $R(T) = \max_{x \in \mathcal{X}} \sum_{t=1}^T r(x, b(x, \theta_t)) - \sum_{t=1}^T r(x_t, y_t)$, where x_t 's are the actions chosen by the learner and $y_t = b(x_t, \theta_t)$ is the opponent's response at every round t .

To bound $R(T)$, we first observe that the "optimistic" reward function $\tilde{r}_t(\cdot, \cdot)$ upper bounds the learner's rewards at every round t . Recall that for every $x \in \mathcal{X}$ and $\theta \in \Theta$, it is defined as:

$$\begin{aligned} \tilde{r}_t(x, \theta) &:= \max_y r(x, y) \\ \text{s.t. } &y \in [\text{lcb}_t(x, \theta), \text{ucb}_t(x, \theta)]. \end{aligned}$$

Moreover, according to Lemma 4, with probability $1 - \delta$ it holds:

$$\text{lcb}_t(x, \theta) \leq b(x, \theta) \leq \text{ucb}_t(x, \theta) \quad \forall x \in \mathcal{X}, \forall \theta \in \Theta, \quad \forall t \geq 1 \quad (11)$$

with $\text{lcb}_t(\cdot, \cdot)$ and $\text{ucb}_t(\cdot, \cdot)$ defined in (4) and setting β_t as in Lemma 4. Therefore, conditioning on the event (11) holding true, by definition of $\tilde{r}_t(\cdot, \cdot)$ we have:

$$\tilde{r}_t(x, \theta) \geq r(x, b(x, \theta)) \quad \forall x \in \mathcal{X}, \forall \theta \in \Theta, \quad \forall t \geq 1. \quad (12)$$

By using (12) and defining $x^* = \arg \max_{x \in \mathcal{X}} \sum_{t=1}^T r(x, b(x, \theta_t))$, the regret of the learner can now be bounded as:

$$\begin{aligned} R(T) &= \sum_{t=1}^T r(x^*, b(x^*, \theta_t)) - \sum_{t=1}^T r(x_t, y_t) \\ &\leq \sum_{t=1}^T \tilde{r}_t(x^*, \theta_t) - \sum_{t=1}^T r(x_t, y_t) \\ &= \underbrace{\sum_{t=1}^T \tilde{r}_t(x^*, \theta_t) - \tilde{r}_t(x_t, \theta_t)}_{R_1(T)} + \underbrace{\sum_{t=1}^T \tilde{r}_t(x_t, \theta_t) - r(x_t, y_t)}_{R_2(T)}, \end{aligned}$$

where in the last equality we add and subtract the term $\sum_{t=1}^T \tilde{r}_t(x_t, \theta_t)$. We proceed by bounding the terms $R_1(T)$ and $R_2(T)$ separately.

We start by bounding $R_2(T)$. Let $y_t^* = \arg \max_{y \in [\text{lcb}_t(x_t, \theta_t), \text{ucb}_t(x_t, \theta_t)]} r(x_t, y)$. Then, by definition of $\tilde{r}_t(\cdot, \cdot)$ we have

$$\begin{aligned} R_2(T) &= \sum_{t=1}^T r(x_t, y_t^*) - r(x_t, y_t) \leq L_r \sum_{t=1}^T \|(x_t - x_t, y_t^* - y_t)\|_2 \\ &\leq L_r \sum_{t=1}^T |y_t^* - y_t| \leq L_r \sum_{t=1}^T (\text{ucb}_t(x_t, \theta_t) - \text{lcb}_t(x_t, \theta_t)) \\ &\leq 2L_r \beta_T \sum_{t=1}^T \sigma_t(x_t, \theta_t) \leq 4L_r \beta_T \sqrt{T \lambda \gamma_T}. \end{aligned}$$

The first inequality follows from the Lipschitz continuity of $r(\cdot, \cdot)$, the second one is due to the event in (11) holding true, and the third one is by the definition of $\text{ucb}_t(\cdot, \cdot)$ and $\text{lcb}_t(\cdot, \cdot)$ and since β_t is increasing in t . The last inequality follows since $\sum_{t=1}^T \sigma_t(\theta_t, x_t) \leq 2\sqrt{T \lambda \gamma_T}$ (see, e.g., Lemma 4 in [8]) for $\lambda \geq 1$ and assuming $k(\cdot, \cdot) \leq 1$.⁵

To complete the proof it remains to bound the regret term

$$R_1(T) = \sum_{t=1}^T \tilde{r}_t(x^*, \theta_t) - \tilde{r}_t(x_t, \theta_t). \quad (13)$$

⁵In case we have $k(\cdot, \cdot) \leq L$ for some $L > 0$ then the result holds for $\lambda \geq L$.

Note that $R_1(T)$ corresponds exactly to the regret that the learner incurs in an adversarial online learning problem in the case of sequence of reward functions $\tilde{r}_t(\cdot, \theta_t)$, $t = 1, \dots, T$. Moreover, in Algorithm 1, the learner plays actions x_t 's according to the standard MW update algorithm which makes use of these functions in the form of full-information feedback.

Therefore, by using the standard online learning results (e.g., [7, Corollary 4.2]), if the learning parameter η is selected as $\eta = \sqrt{\frac{8 \log |\mathcal{X}|}{T}}$ in the MW algorithm, then with probability at least $1 - \delta$,

$$R_1(T) \leq \sqrt{\frac{1}{2}T \log |\mathcal{X}|} + \sqrt{\frac{1}{2}T \log \left(\frac{1}{\delta}\right)}.$$

We remark that the above bound holds even when the rewards functions (in our case the types θ_t 's) are chosen by an *adaptive* adversary that can observe the learner's randomized strategy \mathbf{p}_t (see, e.g., [7, Remark 4.3]).

Having bounded $R_1(T)$, by using the standard probability arguments we obtain that with probability at least $(1 - 2\delta)$,

$$R(T) \leq \sqrt{\frac{1}{2}T \log |\mathcal{X}|} + \sqrt{\frac{1}{2}T \log \left(\frac{1}{\delta}\right)} + 4L_r \beta_T \sqrt{T \lambda \gamma_T}.$$

C Proof of Corollary 2

For any sequence of types θ_t 's and learner actions x_t 's, we follow the same proof steps as in proof of Theorem 1 to show that, with probability at least $1 - \delta$, the learner's regret can be bounded as

$$R(T) \leq \underbrace{\sum_{t=1}^T \tilde{r}_t(x^*, \theta_t) - \tilde{r}_t(x_t, \theta_t)}_{R_1(T)} + \underbrace{\sum_{t=1}^T \tilde{r}_t(x_t, \theta_t) - r(x_t, y_t)}_{R_2(T)},$$

where $\tilde{r}_t(\cdot, \cdot)$ is the "optimistic" reward function defined in (6). Moreover, as we show in the proof of Theorem 2, $R_2(T) \leq 4L_r \beta_T \sqrt{T \lambda \gamma_T}$ with probability at least $1 - \delta$.

Finally, we use the assumption $\theta_t = \bar{\theta}$, $\forall t \geq 1$, and the strategy in (8) to show that $R_1(T) \leq 0$. By assuming $\theta_t = \bar{\theta}$ for $t \geq 1$, we can write

$$R_1(T) = \sum_{t=1}^T \tilde{r}_t(x^*, \bar{\theta}) - \tilde{r}_t(x_t, \bar{\theta}),$$

which is at most zero as the learner selects $x_t = \arg \max_{x \in \mathcal{X}} \tilde{r}_t(x, \bar{\theta})$ at every round.

The corollary's statement then follows by observing that $R(T) \leq R_2(T)$ with probability at least $1 - \delta$.

D Proof of Corollary 3

As discussed in Section 3.3, in a repeated Stackelberg game the decision $x_t \in \Delta^{n_l}$ represents the leader's mixed strategy at round t , where Δ^{n_l} is the n_l -dimensional simplex. Hence, the regret of the leader can be written as

$$R(T) = \max_{x \in \Delta^{n_l}} \sum_{t=1}^T r(x, b(x, \theta_t)) - \sum_{t=1}^T r(x_t, y_t),$$

where $b(\cdot, \theta_t)$ is the best-response function of the follower of type θ_t .

Before bounding the leader's regret, recall that the algorithm resulting from Corollary 3 consists of playing STACKELUCB over a finite set \mathcal{D} , which is a discretization of the leader's mixed strategy space Δ^{n_l} . We choose \mathcal{D} such that $\|x - [x]_{\mathcal{D}}\|_1 \leq \sqrt{n_l/T}/(L_r(1 + L_b))$ for every $x \in \Delta^{n_l}$, where $[x]_{\mathcal{D}}$ is the closest point to x in \mathcal{D} . A natural way to obtain such a set \mathcal{D} for the leader is to discretize the simplex Δ^{n_l} with a uniform grid of $|\mathcal{D}| = (L_r(1 + L_b)\sqrt{n_l T})^{n_l}$ points.

Define $x^* = \arg \max_{x \in \Delta^{n_t}} \sum_{t=1}^T r(x, b(x, \theta_t))$, and let $[x^*]_{\mathcal{D}}$ be the closest point to x^* in \mathcal{D} . Then, the leader's regret can be rewritten as:

$$\begin{aligned} R(T) &= \sum_{t=1}^T r(x^*, b(x^*, \theta_t)) - \sum_{t=1}^T r(x_t, y_t) \\ &= \underbrace{\sum_{t=1}^T r(x^*, b(x^*, \theta_t)) - r([x^*]_{\mathcal{D}}, b([x^*]_{\mathcal{D}}, \theta_t))}_{R_A(T)} + \underbrace{\sum_{t=1}^T r([x^*]_{\mathcal{D}}, b([x^*]_{\mathcal{D}}, \theta_t)) - r(x_t, y_t)}_{R_B(T)} \end{aligned}$$

where we have added and subtracted the term $\sum_{t=1}^T r([x^*]_{\mathcal{D}}, b([x^*]_{\mathcal{D}}, \theta_t))$. At this point, note that the regret term $R_B(T)$ is precisely the regret the leader incurs with respect to the best point in the set \mathcal{D} . Therefore, since the points x_t are selected by STACKELUCB over the same set, by Theorem 1 with probability at least $1 - 2\delta$,

$$R_B(T) \leq \sqrt{\frac{1}{2}T \log |\mathcal{D}|} + \sqrt{\frac{1}{2}T \log \left(\frac{1}{\delta}\right)} + 4L_r\beta_T \sqrt{T\lambda\gamma_T}. \quad (14)$$

The term $R_A(T)$ can be bounded using our Lipschitz assumptions on $r(\cdot)$ and $b(\cdot, \theta_t)$ as follows:

$$\begin{aligned} R_A(T) &= \sum_{t=1}^T r(x^*, b(x^*, \theta_t)) - r([x^*]_{\mathcal{D}}, b([x^*]_{\mathcal{D}}, \theta_t)) \\ &= \sum_{t=1}^T r(x^*, b(x^*, \theta_t)) - r(x^*, b([x^*]_{\mathcal{D}}, \theta_t)) + r(x^*, b([x^*]_{\mathcal{D}}, \theta_t)) - r([x^*]_{\mathcal{D}}, b([x^*]_{\mathcal{D}}, \theta_t)) \\ &\leq \sum_{t=1}^T L_r \|x^* - [x^*]_{\mathcal{D}}\|_1 + L_r \|b(x^*, \theta_t) - b([x^*]_{\mathcal{D}}, \theta_t)\|_1 \\ &\leq \sum_{t=1}^T L_r \|x^* - [x^*]_{\mathcal{D}}\|_1 + L_r L_b \|x^* - [x^*]_{\mathcal{D}}\|_1 \\ &= \sum_{t=1}^T L_r (1 + L_b) \|x^* - [x^*]_{\mathcal{D}}\|_1 \leq \sum_{t=1}^T L_r (1 + L_b) \frac{\sqrt{n_t/T}}{L_r (1 + L_b)} = \sqrt{n_t T}. \end{aligned}$$

In the first inequality we have used L_r -Lipschitzness of $r(\cdot)$, in the second one L_b -Lipschitzness of $b(\cdot, \theta_t)$, and the last inequality follows by the property of the constructed set \mathcal{D} .

The statement of the corollary then follows by summing the bounds of $R_A(T)$ and $R_B(T)$ and substituting in (14) the cardinality $|\mathcal{D}| = (L_r(1 + L_b)\sqrt{n_t T})^{n_t}$.

E Experimental setup of Section 4.1

In this section, we describe the experimental setup of Section 4.1. First, we explain how we generated the set of routing plans \mathcal{X} for the network operator, and the demand profiles θ_t 's for the other users in the network. Then, we detail how the network congestion level y_t is determined as a function of the operator's plan and the users' demand profiles. Finally, we summarize the rest of the parameters chosen for our experiment.

We generate a finite set \mathcal{X} of possible routing plans for the operator as follows. The operator can decide to route 0%, 25%, 50%, 75%, or 100% of the 300 units from origin to destination (blue and green nodes in Figure 1); moreover, the routed units can be split in 3 groups of equal size, and each group can take a potentially different route among the 3 shortest routes from origin to destination. This results in a total of $|\mathcal{X}| = 41$ possible plans for the operator. At each round t , the plan chosen by the operator is represented by the occupancy vector $x_t \in \mathbb{R}_{\geq 0}^{|E|}$ indicating how many units are routed through each edge of the network (see Section 4.1).

We use the demand data from [20, 36] to build the users' demand profile $\theta_t \in \mathbb{R}_{\geq 0}^{552}$ at each round, indicating how many users want to travel between any two nodes of the network (it represents the *type* of opponent the operator is facing at round t). This data consists of units of demands associated

with $24 \cdot 23 = 552$ origin-destination pairs. Each entry $\theta_t[i]$ is obtained by scaling the demand corresponding to the origin-destination pair i by a random variable uniformly distributed in $[0, 1]$, for $i = 1, \dots, 552$.

Given operator's plan x_t and demands θ_t , in Section 4.1 we modeled the averaged congestion over the network edges with the relation

$$y_t = b(x_t, \theta_t).$$

The function $b(\cdot, \cdot)$ includes 1) the network congestion model and 2) how the users choose their routes in response to the operator's plan x_t . Below, we explain in detail these two components.

Congestion model. Congestion model and related data are taken from [20, 36]. Data consist of nodes' 2-D positions and edges' capacities and free-flow times, while the congestion model corresponds to the widely used Bureau of Public Roads (BPR) model. The congestion in the network is determined as a function of the edges' occupancy (i.e., how many units traverse each edge), which can be represented by the *occupancy vector* $z \in \mathbb{R}_{\geq 0}^{|E|}$. Then, according to the BPR model, the travel time to traverse a given edge $e \in E$ increases with the edge's occupancy $z[e] \in \mathbb{R}_{\geq 0}$ following to the relation:

$$t_e(z) = c_e \cdot \left[1 + 0.15 \left(\frac{z[e]}{C_e} \right)^4 \right] \quad e = 1, \dots, |E|, \quad (15)$$

where c_e and C_e are free-flow time and capacity of edge e , respectively.

In our example, given routing plan x_t of the network operator and routes chosen by the other users (below we explain how such routes are chosen as a function of x_t), we can compute the occupancy vector at round t as

$$z_t = x_t + u_t,$$

where the vector $u_t \in \mathbb{R}_{\geq 0}^{|E|}$ represents the network occupancy due to the users ($u_t[e]$ indicates how many users are traveling through edge e , $e = 1 \dots |E|$). Hence, according to the BPR model, we define

$$c_e(z_t) = 0.15 \left(\frac{z_t[e]}{C_e} \right)^4 \quad e = 1, \dots, |E|, \quad (16)$$

to be the *congestion* of edge e at round t . It represents the extra (normalized) time needed to traverse edge e . Using (16), the averaged congestion over the network edges $y_t \in \mathbb{R}_+$ is computed as

$$y_t = \frac{1}{|E|} \sum_{e \in E} c_e(z_t). \quad (17)$$

Users' preferences. Given routing plan x_t chosen by the network operator, the users choose routes as follows. We consider the two shortest routes (in terms of distance) between any two nodes in the network. Then, we let the users select the route with minimum travel time among the two, where the travel time of each edge is $t_e(x_t)$, computed as in (15). That is, users choose the routes with minimum travel time, assuming the occupancy of the network is the one caused by the operator.

In our experiment, the operator obtains a noisy observation of y_t , where the noise standard deviation is set to $\sigma = 5$. Moreover, we set the trade-off parameter $\kappa = 10$ for the operator's objective, in order to obtain meaningful trade-offs. Finally, in our experiments we scale by a factor of 0.01 both the demands and the edges' capacities taken from [20, 36].

F Supplementary material for Section 4.2

We provide additional details and experimental results for the wildlife conservation task considered in Section 4.2.

F.1 Poachers' model and response function

Here, we more formally describe the Subjective Utility model [25] for the poachers and hence the poachers' response function used in the experiment.

When poaching at location y , the poachers obtain reward [17]:

$$R^p(y) = \phi(y) - \zeta \cdot \frac{D(y)}{\max_y D(y)}, \quad (18)$$

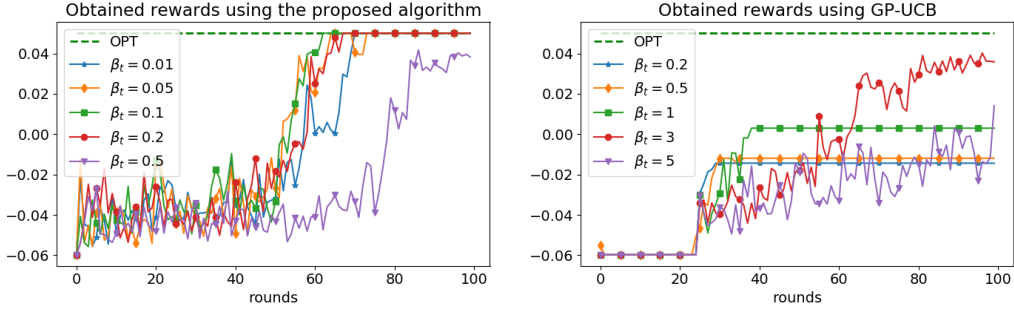


Figure 3: Obtained rewards when the rangers know the poachers’ model (OPT), use the proposed algorithm to update their patrol strategy online (**Left**), or use GP-UCB ignoring the bi-level rewards’ structure (**Right**), for different choices of the confidence parameter β_t . When the confidence β_t is sufficiently small, the proposed algorithm consistently discovers the optimal strategy in ~ 60 rounds, while GP-UCB either converges to suboptimal solutions or experiences a slower learning curve.

where $\phi : \mathbb{R}^2 \rightarrow [0, 1]$ is the park animal density function (see right plots in Figure 2 where $\phi(\cdot)$ was generated as a mixture of Gaussian distributions), $D(y)$ is the distance between y and the poachers’ starting location (we use the starting location depicted as red square in Figure 2), and ζ is a trade-off parameter measuring the importance that poachers give to $D(y)$ compared to $\phi(y)$. Using (18), the expected utility of the poachers (unknown to the rangers) follows the Subjective Utility (SU) model [25]:

$$SU(x, y) = \sum_{i=1}^{25} \left(-\omega_1 f(x[i]) + \omega_2 R^p(y) + \omega_3 P_i^p \right) \cdot \mathbb{1}_i(y),$$

where f is the S-shaped function $f(p) = (\delta p^\gamma) / (\delta p^\gamma + (1 - p)^\gamma)$ from [17], $R^p(y)$ is the reward for poaching at location y , $P_i^p < 0$ is a penalty for poaching in cell i , and the coefficients $\omega_1, \omega_2, \omega_3 \geq 0$ describe the poachers’ preferences. Given a patrol strategy x , hence, we assume that the poachers select location $y = b(x) = \arg \max_y SU(x, y)$ to maximize their own utility function.⁶

For the poachers’ utility we use $w_1 = -3, w_2 = w_3 = 1, \delta = 2, \gamma = 3, \zeta = 0.5, P_i^p = -1$, while we set $R_i^r = 1, P_i^r = -\phi(y)$ for the rangers’ reward function.

F.2 Additional experimental results

We provide additional experimental results comparing the performance of the proposed algorithm, which learns the response function $b(\cdot, \hat{\theta})$ and exploits the bi-level structure of the reward function, with the one of GP-UCB [34] (standard baseline for GP bandit optimization) which learns directly the function $g(\cdot) = r(\cdot, b(\cdot, \hat{\theta}))$. We run both algorithms using a Matérn kernel, with kernel hyperparameters computed offline data via a maximum likelihood method over 100 random data points. To run our algorithm we set noise standard deviation σ to 2% of the width of the park area, while for GP-UCB we set σ to 2% of the rewards’ range. In Figure 3 we compare the performance of the two algorithms for different choices of the confidence parameter β_t . For sufficiently small values of β_t , the proposed approach consistently converges to the optimal solution in ~ 60 iterations, while GP-UCB either converges to suboptimal solutions or displays a slower learning curve.

⁶In the case of more than one best response, ties are broken in an arbitrary but consistent manner.