

# AI Assisted Apparel Design

Alpana Dubey  
Accenture Labs, Bangalore  
alpana.a.dubey@accenture.com

Nitish Bhardwaj  
Accenture Labs, Bangalore  
nitish.a.bhardwaj@accenture.com

Kumar Abhinav  
Accenture Labs, Bangalore  
k.a.abhinav@accenture.com

Suma Mani Kuriakose  
Accenture Labs, Bangalore  
suma.mani.kuriakose@accenture.com

Sakshi Jain  
Accenture Labs, Bangalore  
sakshi.c.jain@accenture.com

Veenu Arora  
Accenture Labs, Bangalore  
veenu.arora@accenture.com

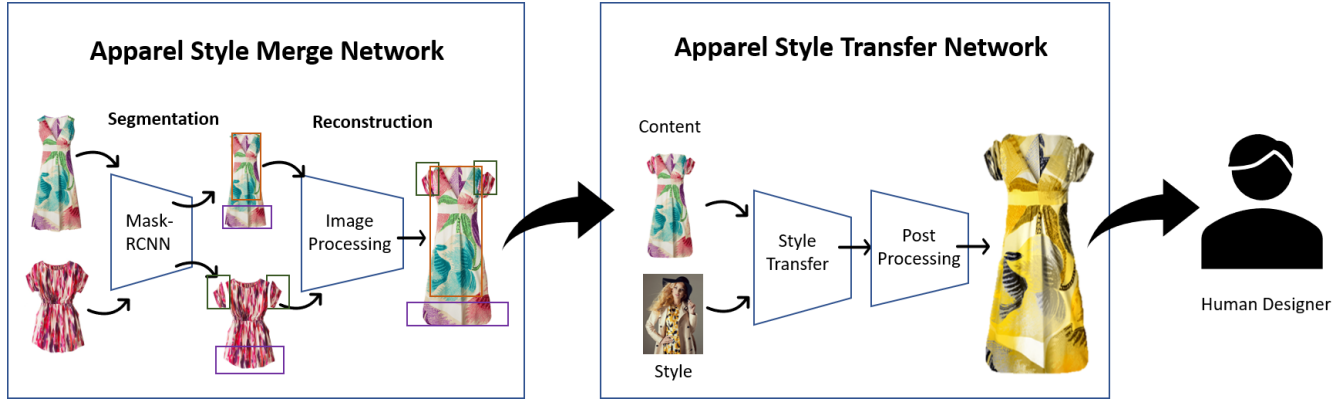


Figure 1: Schematic Flow of Creative Design Assistants Platform for Fashion (CDAP-F)

## ABSTRACT

Fashion is a fast-changing industry where designs are refreshed at large scale every season. Moreover, it faces huge challenge of unsold inventory as not all designs appeal to customers. This puts designers under significant pressure. Firstly, they need to create innumerable fresh designs. Secondly, they need to create designs that appeal to customers. Although we see advancements in approaches to help designers analyzing consumers, often such insights are too many. Creating all possible designs with those insights is time consuming. In this paper, we propose a system of AI assistants that assists designers in their design journey. The proposed system assists designers in analyzing different selling/trending attributes of apparels. We propose two design generation assistants namely Apparel-Style-Merge and Apparel-Style-Transfer. Apparel-Style-Merge generates new designs by combining high level components of apparels whereas Apparel-Style-Transfer generates multiple customization of apparels by applying different styles, colors and patterns. We compose a new dataset, named DeepAttributeStyle, with fine-grained annotation of landmarks of different apparel components such as neck, sleeve etc. The proposed system is evaluated

on a user group consisting of people with and without design background. Our evaluation result demonstrates that our approach generates high quality designs that can be easily used in fabrication. Moreover, the suggested designs aid to the designer's creativity.

## KEYWORDS

Fast Fashion, Apparel Segmentation, Apparel Generation, Deep Neural Networks, Style Transfer

## ACM Reference Format:

Alpana Dubey, Nitish Bhardwaj, Kumar Abhinav, Suma Mani Kuriakose, Sakshi Jain, and Veenu Arora. 2020. AI Assisted Apparel Design. In *KDD '20 Workshop on AI for fashion supply chain*, 24 August 2020, San Diego, USA. ACM, New York, NY, USA, 7 pages. <https://doi.org/10.1145/nnnnnnnn>

## 1 INTRODUCTION

Fashion is a fast-changing industry where designs are changed every season. The ever changing and often not well understood consumer preferences lead to huge unsold inventory which negatively impacts the business and overall margins. An estimate done by ShareCloth finds that about 30% of apparels were never sold in 2018 [4]. Modern consumers want to have their unique identity yet remain trendy by adapting the latest fashion trends. In addition, they want instant access to new collections, ideally at price points they can afford [27]. All these have put fashion industry in a challenging time where it needs to rapidly respond to consumers' changing preferences with fresh and affordable designs at scale. At the same time, they need to reduce unsold inventory to ensure sustainability and profitability. To address this, industries

Permission to make digital or hard copies of all or part of this work for personal or classroom use is granted without fee provided that copies are not made or distributed for profit or commercial advantage and that copies bear this notice and the full citation on the first page. Copyrights for components of this work owned by others than ACM must be honored. Abstracting with credit is permitted. To copy otherwise, or republish, to post on servers or to redistribute to lists, requires prior specific permission and/or a fee. Request permissions from [permissions@acm.org](mailto:permissions@acm.org).

*KDD '20 Workshop on AI for fashion supply chain*, 24 August, 2020, San Diego, USA

© 2020 Association for Computing Machinery.

ACM ISBN 978-x-xxxx-xxxx-x/YY/MM... \$15.00

<https://doi.org/10.1145/nnnnnnnn>

are adopting new models of engagement where consumers are at the center and drive what they want through various design customization tools [4]. The need for extreme personalization has put further pressure on the designers to produce designs and their variants at a large scale. Firstly, designers need to remain vigilant about current and upcoming trends to understand changing consumer preferences and secondly, they need to design multitude of apparels at a faster rate. Hence, there is a need of approaches to assist designers in their design process.

In this paper, we propose a system that assists designers in the apparel design process. With Creative Design Assistants Platform for Fashion (CDAP-F), the proposed system establishes an effective collaboration among human designers and multiple artificial intelligence assistants to complement their strengths. We propose Consumer Insights Assistant that assists designers in understanding consumer insights through sales and trends analysis. To augment designers' creativity, we propose two assistants namely Apparel-Style-Merge and Apparel-Style-Transfer. Apparel-Style-Merge enables designers to combine elements from multiple apparels to create new designs (as shown in Figure 1 and Figure 3). Apparel-Style-Transfer helps designers in customizing apparels by applying different styles, colors and patterns (as shown in Figure 1 and Figure 6). We have utilized variants of deep neural networks to develop the above assistants. The proposed system has been evaluated on user group with and without design background for its usefulness. The evaluation results show that the system can significantly add creativity to designers' imagination by generating good quality of unique apparel designs. Moreover, the approach being automated can produce designs at a faster rate.

The main contributions of our work are:

- We proposed a pipeline to generate various apparel designs using Style merge and Style transfer techniques
- We introduced a new dataset, DeepAttributeStyle, to serve our style merge task. The dataset contains the fine-grained segmented region of different components of apparel.

The remainder of this paper is structured as follows: Section 2 discusses the related work on apparel design. The details of the proposed method are described in section 3. We present the evaluation in section 4. Section 5 discusses threats to validity. Finally, section 6 concludes the paper with future work.

## 2 RELATED WORK

We present here the related work along two broad topics: first around human-AI collaboration systems in the creative field and second around AI approaches specifically meant to support apparel design.

Over the past decade, human and AI collaboration has evolved at a very noticeable pace. Humans now have digital colleagues and assistants to support them in their daily activities. According to a research conducted by Accenture involving 1,500 companies, it is found that firms achieve the most significant performance improvements when humans and AI work together [28]. This shows that humans and AI collaboration can fetch better and productive results. There are a lot of applications being developed that involve Human-AI partnership. Such partnerships are now materializing even in creative endeavors, such as Human-AI co-design of fashion,

creative writing, art generation and music composition. Stitch Fix is a prime example of utilizing such partnership [26]. Stitch Fix provides personalized shopping experience to the customer where the company picks out new clothes and sends them straight to your door, based on data you provide, such as a style survey, measurements, and a Pinterest board. AI reduces the potential options in terms of style, size, brand, and other factors and provides a stylist with a manageable number of choices; thus, augmenting the stylist. The stylist then uses his or her expertise to finalize the package and possibly includes a personalized note. Both, human and machine are constantly learning and updating their decision making.

Most of the AI approaches in fashion domain are focused on apparel recommendation[30], identifying apparel attributes[1] [19], and segmenting major apparel components[19]. Apparel Design using AI has seen recent success with generative adversarial network (GAN) models and style transfer [30][24] and availability of rich datasets like DeepFashion [19].

**GAN based apparel generation:** There has also been a growing interest in generating apparel designs using GANs, given their ability to generate appealing images. Sbai et al. [25] proposed a shape conditioned model named StyleGAN for generating fashion design images. Banerjee et al. [2] explored different GAN architectures for context-based fashion generation. Kang et al. [16] uses Conditional GAN to generate novel fashion items that maximize users' preferences. Raffee et al. [23] proposed GarmentGAN to synthesize high quality images and robustly transfer photographic characteristics of clothing. The system consists of two separate GANs: a shape transfer network and an appearance transfer network. Zhu et al. [30] presented an approach for generating new clothing on a wearer based on textual descriptions. Dong et al. [7] proposed Fashion Editing Generative Adversarial Network (FE-GAN), which enables users to manipulate the fashion image with an arbitrary sketch and a few sparse color strokes. Yu et al. [29] proposed a personalized fashion design framework with the help of generative adversarial training that can automatically model user's fashion taste and design a fashion item that is compatible to a given query item. Unlike these approaches, we generate new designs by combining multiple apparels and then use style-transfer to add further variation.

**Style Transfer based apparel generation:** The seminal work of Gatys et al. [10] demonstrated the power of Convolutional Neural Networks (CNNs) in creating artistic imagery by combining the content of one image with the style of another image. Style transfer approach has been successfully applied to a wide range of applications such as social communication (e.g., Prisma [22], Ostagram [20]), movies, games etc. [15]. The neural style transfer algorithm has been applied to fashion to synthesize new custom clothes. Date et al. [6] proposed an approach to personalize and generate new custom clothes using neural style transfer based on user's preference and by learning the user's fashion choices from a limited set of clothes from their closet. Jiang et al. [14] proposed a neural fashion style generator that generates a clothing image with a certain style in real-time. The global optimization stage preserves the clothing form and design and the local optimization stage preserves the detailed style pattern. Hobley et al. [12] proposed an approach to transfer both the shape and style between images. Chen et al. [3] proposed an approach to generate new fashion designs

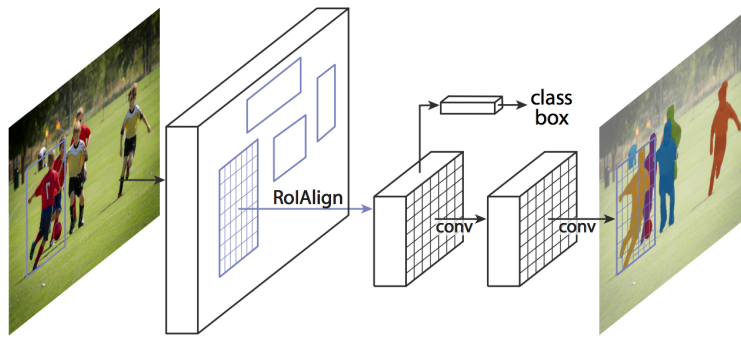


Figure 2: The Mask R-CNN framework for instance segmentation [11]



Figure 3: Apparel-Style-Merge Assistant: Designer can select multiple apparels and using Apparel-Style-Merge assistant generate new design. The AI assistant segments the input apparels and generates new design by combining various segments.

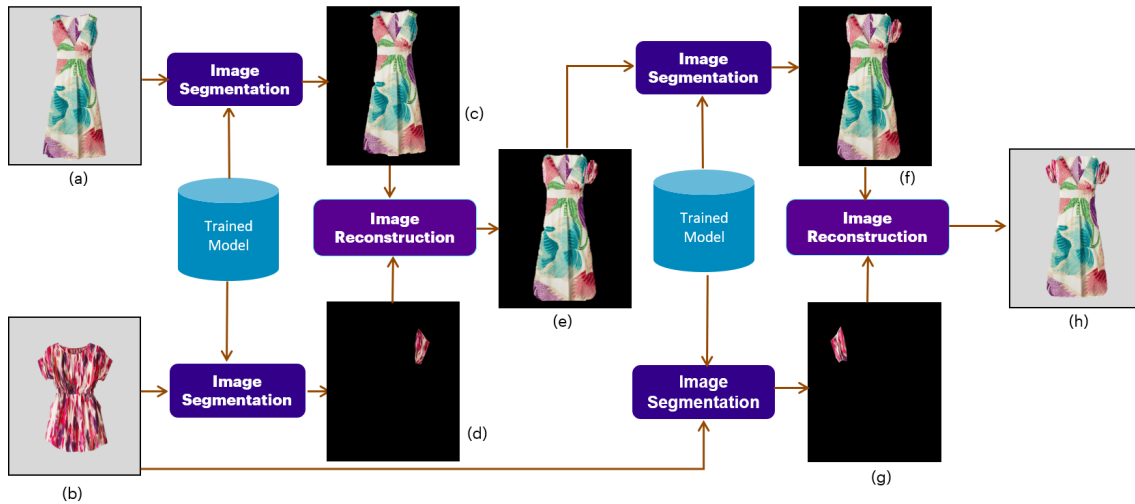


Figure 4: Apparel-Style-Merge Algorithm flow: Designer selects apparel images (a) and (b). The trained segmentation model generates different components as masks. In this example, (c) contains silhouette mask and (d) contains right sleeve mask. Image Reconstruction algorithm selects these two masks and generates intermediate output (e). (e) is taken as input for the next step and (f) is silhouette mask from (e). (g) is mask of left sleeve from (b). (f) and (g) are combined to generate the final output (h). This process is run iteratively to select multiple apparels and multiple masks to generate a lot of variations.

with disentangled user-defined attributes. The model generates a photorealistic image which combines the texture from reference garment image A and the new attribute from another reference image B. Style transfer with super resolution is being used to generate variety of stylized images for apparels [24]. These generated outputs are very similar to base design, as it uses style transfer on the base design.

Overall, our approach can be differentiated from existing approaches along following lines. We have developed an end to end pipeline that involves consumer insights collection, design generation with those insights and human designer in the loop to select, filter and add more creative elements. Our approach generates high quality outputs which designers can use easily.

### 3 WORKFLOW AND TECHNICAL DETAILS

The proposed system consists of three AI assistants hosted on Creative Design Assistants Platform for Fashion (CDAP-F): one for consumer insights and the rest two for design generation. CDAP-F enables collaboration between designers and the proposed design assistants.

With the help of consumer insights assistant, designers can analyze key attributes that contribute to popularity of designs. The key attributes from any apparel can be extracted using multi-class attribute classification[1]. The popularity is identified from the sales and attributes data of designs[18]. For instance, data may suggest that a specific color contributes significantly for sales. Designer can use such insights and select some key attributes for his new design. Human designers play an important role in collecting the requirements, understanding theme, browsing the popular designs and selecting key designs for design generation. While creating new designs, the designers may use AI assistants Apparel-Style-Merge Assistant (as shown in Figure 3 and Figure 4). Further, designer may generate different variations of a design using Apparel-Style-Transfer Assistant (as shown in Figure 5 and Figure 6). In the next subsections, we will talk about technical details of AI assistants.

#### 3.1 Apparel-Style-Merge Assistant

Apparel-Style-Merge assistant works on two high level steps: 1. segmentation of input designs, and 2. reconstruction of new designs by placing segmented parts from multiple apparels at the appropriate places.

Fashion Design using AI has seen recent success with Deep Neural Network based generative models [30][24] and availability of detailed dataset like DeepFashion [19]. However, existing datasets are not sufficiently enriched to be meaningfully used in other applications. For instance, DeepFashion Dataset consists of apparel images, categories, and high-level regions like top, bottom and full dress but it lacks detailed regions like silhouette, sleeve, collar, shoulder, etc. To develop our system, we created a new dataset, DeepAttributeStyle, which contains regions with more details. DeepAttributeStyle is annotated with rich information of apparels. We hired ten expert designers who manually created masks for major segments of the apparels such as: 0-BackGround, 1- Silhouette, 2-Collar, 3-Neck, 4-Print, 5-Hemline, 6-Sleeve-right, 7-Sleeve-left, 8-Shoulder-right and 9-Shoulder-left. For tagging images with these regions, we used publicly available tagging tool, VIA (VGG Image

annotator) [9] [8]. The VIA software allows human annotators to define and describe regions in an image. The manually defined regions can have one of the following six shapes: rectangle, circle, ellipse, polygon, point and polyline. We used Polygon shaped regions that captures the boundary of objects having a complex shape. We demonstrated the tool usage to the expert designers for tagging the apparels.

Image styling and segmentation are the major building blocks of many of the AI approaches that deal with designs. Recent advancements in AI have resulted in great improvement in image segmentation and image reconstruction. For solving the problem of Image segmentation (as shown in Figure 2), the latest Deep Neural Network based models like RCNN, Faster-RCNN and Mask-RCNN [11] have produced results with great accuracy. From the experimental results, Mask-RCNN has outperformed other state-of-the-art solutions like Faster-RCNN, InstanceCut, DWT, etc. Therefore, we used Mask-RCNN framework for our segmentation model. We removed the final Softmax layer of Mask RCNN segmentation model and retrained the model on our dataset, DeepAttributeStyle.

We used a dataset of 500 apparel images to conduct our experiments. We tagged 500 images with the defined masks. The dataset is trained using state-of-the-art Mask RCNN model for segmentation of these regions. For this purpose, we changed the number of outputs in SoftMax layer with our number of segments, i.e., 10. We split our dataset into train(80%), validation(10%) and test(10%) set. We used 400 images for training, 50 images for validation and 50 images for testing.

For evaluation of segmentation module, we used segmentation model on test dataset and calculated IOU(Intersection-of-union) score for each class. IoU metric computes the number of pixels overlapping between the target and prediction masks divided by the total number of pixels present across both masks. The IOU score shows good accuracy for classes like silhouette, hemline and sleeves (as shown in Table 1).

$$IoU\ score = \frac{target \cap prediction}{target \cup prediction} \quad (1)$$

**Table 1: IOU score for Segmentation Model**

| Attribute name | IoU score |
|----------------|-----------|
| Silhouette     | 0.90      |
| Hemline        | 0.81      |
| Sleeve-right   | 0.78      |
| Sleeve-left    | 0.76      |
| Neck           | 0.57      |
| Shoulder-right | 0.57      |
| Shoulder-left  | 0.55      |
| Print          | 0.48      |

We used the trained segmentation model for segmentation of different components of apparels and created new apparel design by using image reconstruction algorithm by combining different segments from different apparels. The image reconstruction algorithm (as shown in Figure 4) takes two inputs, which are masks from two apparels. We generate new apparel using bitwise addition of these

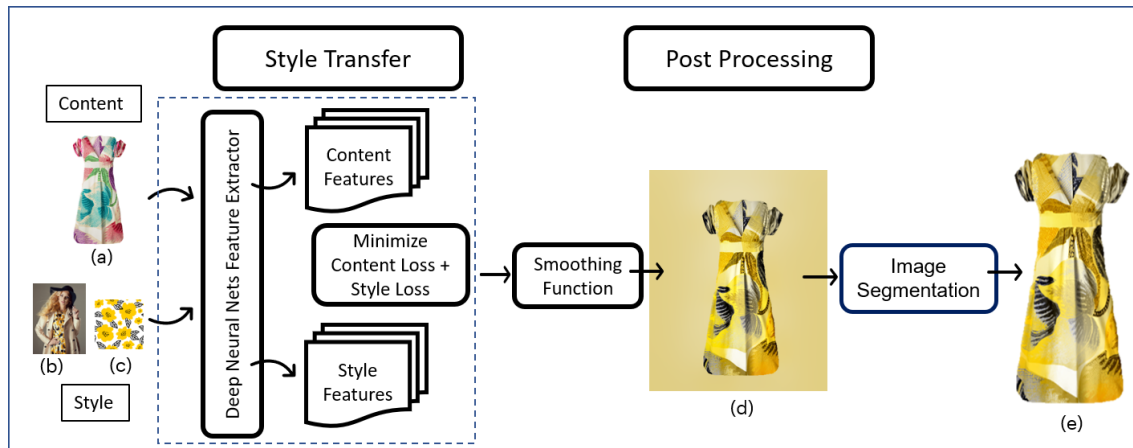


Figure 5: Apparel-Style-Transfer Algorithm flow: Designer selects generated image from Apparel-Style-Merge as content-image (a) and selects style image color pattern (c) based on a theme (b).



Figure 6: Apparel-Style-Transfer Assistant: Designer can select multiple trending themes/styles to draw inspirations and generate different variations

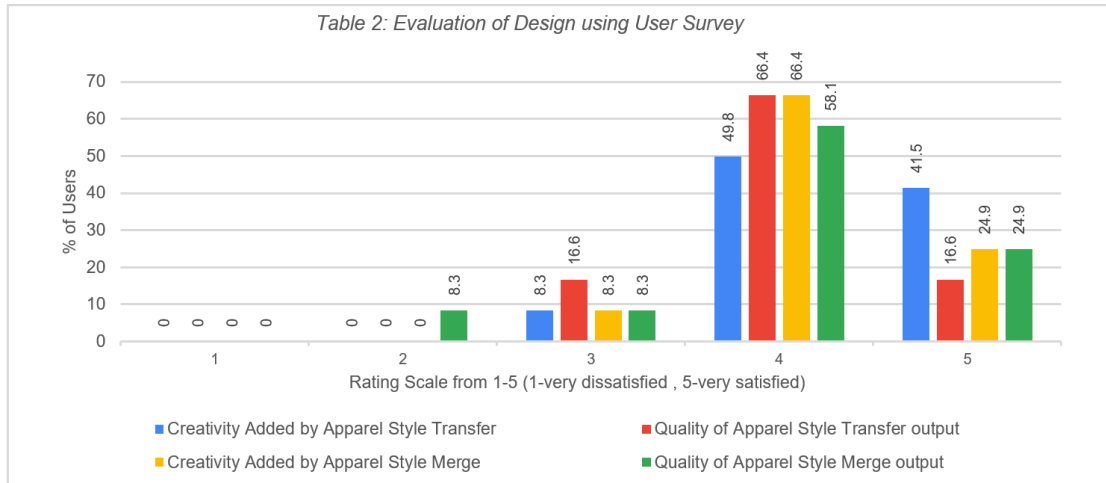
masks with original images. The algorithm is run multiple times to combine different masks and generate multiple new designs. The AI assistant identifies elements of existing dresses and understands their positioning and then automatically creates variations leading to novel designs.

### 3.2 Apparel-Style-Transfer Assistant

Style Transfer has been used for creating new art forms in various industries. We propose a novel approach for Style Transfer of apparel designs. We extended the style transfer approach for photo-realistic stylization [13] [17] and then used semantic segmentation [11] for generating better quality of outputs. The solution

takes two inputs; viz; content image, which is coming from Apparel-Style-Merge Assistant and style image which is inspired from latest theme or trends. Our solution pipeline (as shown in Figure 5) consists of following steps: 1. Applying style transfer on the whole image and 2. Leveraging DeepAttributeStyle segmentation model to crop only the dress. The segmentation model is further used by Apparel-Style-Transfer to segment silhouette from the stylized image to make the stylized image more photorealistic. This pipeline has resulted in faster-photorealistic style transfer.

In our solution, we use the concept of style transfer to generate and visualize innumerable photorealistic designs at scale (as shown in Figure 6) in very short time, 1 minute per design, thus augmenting



designers'creativity and increasing design efficiency. The generated designs in our solution are different from base designs as we use multiple apparels as input and then use style image to further add variation (as shown in Figure 1).

## 4 EVALUATION

We conducted following evaluations to assess our system: 1. Evaluation of our assistants for fast fashion designs, 2. Quality of generated designs, 3. Usefulness of generated designs in creativity augmentation.

In order to understand the design process and validate our solution, we conducted study with professors from a Fashion University. From this study, we observed that the design process involves the selection of a theme/mood, color palette and fabric. The predominant tools used by them are CoralDraw [5] and Adobe Photoshop [21]. To evaluate the platform along design time, we have compared end-to-end time taken from selection of two apparels and creation of new apparel with and without CDAP-F. Without CDAP-F, it takes 5 minutes to 40 minutes with an average time of 10-15 minutes whereas with CDAP-F it takes 2-3 minutes.

For evaluation of quality and creativity augmentation, we conducted a survey to evaluate end-to-end CDAP-F. We took feedback from 15 designers for a set of 9 questions. The survey participants were fashion designers with 1 to 6 years of designing experience. The participants consisted of 9 male and 6 female designers. The questions were framed to evaluate the quality of generated outputs and to rate the creativity added by the AI assistants. The responses were recorded on a scale of 1-5 (1-very dissatisfied, 5-very satisfied).

The questions for evaluation of Apparel-Style-Merge Assistant were as follows: 1) How realistic are the generated designs? 2) How different are the generated images to the base images? 3) Does generated design need re-sketching before giving for sample creation? 4) Do generated images assist in designers'imagination? The questions for Apparel-Style-Transfer Assistant were : 1) How realistic are the styled designs? 2) How close are the styled images

to the base images? 3) Rate the color distribution of the styled images. 4) Does it aid to your imagination? 5) Does design need re-designing before giving for sample creation?

Based on the responses from the designers (as shown in Table 2), we concluded that the tool helped the designers to get inspired from a lot of design ideas. About 90% users (who rated 4 and 5) agreed that CDAP-F added to designers'creativity. More than 80% users (who rated 4 and 5) were satisfied with the quality of generated apparels. One of the survey participants gave feedback that the tool greatly helped her to derive new inspirations and ideas in short time. CDAP-F is a truly unique Human-AI collaborative tool which helps to bridge the gap between human creativity and machine efficiency. Our tool generated multiple high quality outputs which help the designers to visualize and envision the final product.

## 5 THREATS TO VALIDITY

Our results show great promises in CDAP-F. However, there are some threats to validity to these studies as follows. Firstly, the experiments are conducted on limited number of subjects due to unavailability of human subjects at scale. Secondly, the assessment done by individuals on survey questions can be subjective. However, as we see a large concurrence on the ratings which was further confirmed by senior professors from Department of Fashion, IIS University, we believe these results would hold true if conducted on larger userbase.

## 6 CONCLUSION AND FUTURE WORK

We proposed a novel approach for apparel design where AI augments human designers in multiple ways. With our system, designers can derive inspiration from existing designs and automatically generate high-quality designs. With significant reduction in design cost and faster time to market, the proposed approach can transform not just the fashion industry but also other similar industries where product's form and shape play an important role. We believe that the approach can be further extended with other approaches



to improve its usefulness. For instance, Generative Adversarial Network (GAN) based models [30] with Super-Resolution models can be used to generate randomized and high-quality images [24]. Image generation models guided by analytical engine can be used to predict salability of the generated designs which can help designers in shortlisting designs. We plan to extend our approach with these capabilities in future version of CDAP-F.

## ACKNOWLEDGMENTS

To Dr. Sunetra Datt, Sr. Assistant Professor and Ms. Vidushi Vashishtha, Assistant Professor at IIS University, Department of Fashion and Textile, Jaipur, India for explaining design process and discussion on our solution. To Dhruv Bajpai, Sr. Manager, Accenture, India for insights into business aspects for designing apparels.

## REFERENCES

- [1] Sandeep Singh Adhikari, Sukhneer Singh, Anoop Rajagopal, and Aruna Rajan. 2019. Progressive Fashion Attribute Extraction. arXiv:cs.LG/1907.00157
- [2] Rajdeep H Banerjee, Anoop Rajagopal, Nilpa Jha, Arun Patro, and Aruna Rajan. 2018. Let AI Clothe You: Diversified Fashion Generation. In *Asian Conference on Computer Vision*. Springer, 75–87.
- [3] Lele Chen, Justin Tian, Guo Li, Cheng-Haw Wu, Erh-Kan King, Kuan-Ting Chen, Shao-Hang Hsieh, and Chenliang Xu. 2020. TailorGAN: Making User-Defined Fashion Designs. In *The IEEE Winter Conference on Applications of Computer Vision*. 3241–3250.
- [4] Big Commerce. 2019. The next generation of fashion houses. (2019). <https://www.bigcommerce.com/blog/retail-fashion-tech-the-rise-of-haute-couture-for-the-modern-consumer/#the-next-generation-of-fashion-houses> [Online; accessed 25-May-2020].
- [5] CoralDraw. 2019. NEW CorelDRAW Graphics Suite 2020. (2019). <https://www.coreldraw.com/en/?link=wm> [Online; accessed 25-May-2020].
- [6] Prutha Date, Ashwinkumar Ganesan, and Tim Oates. 2017. Fashioning with networks: neural style transfer to design clothes. In *KDD ML4Fashion workshop*.
- [7] Haoye Dong, Xiaodan Liang, Yixuan Zhang, Xujie Zhang, Zhenyu Xie, Bowen Wu, Ziqi Zhang, Xiaohui Shen, and Jian Yin. 2019. Fashion Editing with Multi-scale Attention Normalization. arXiv preprint arXiv:1906.00884 (2019).
- [8] A. Dutta, A. Gupta, and A. Zissermann. 2016. VGG Image Annotator (VIA). <http://www.robots.ox.ac.uk/vgg/software/via/>. (2016). Version: 3.0.2, Accessed: 19-May-2019.
- [9] Abhishek Dutta and Andrew Zisserman. 2019. The VIA Annotation Software for Images, Audio and Video. In *Proceedings of the 27th ACM International Conference on Multimedia (MM '19)*. ACM, New York, NY, USA, 4. DOI: <http://dx.doi.org/10.1145/3343031.3350535>
- [10] Leon A Gatys, Alexander S Ecker, and Matthias Bethge. 2016. Image style transfer using convolutional neural networks. In *Proceedings of the IEEE conference on computer vision and pattern recognition*. 2414–2423.
- [11] Kaiming He, Georgia Gkioxari, Piotr Dollár, and Ross Girshick. 2017. Mask r-cnn. In *Proceedings of the IEEE international conference on computer vision*. 2961–2969.
- [12] Michael A Hobley and Victor A Prisacariu. 2018. Say Yes to the Dress: Shape and Style Transfer Using Conditional GANs. In *Asian Conference on Computer Vision*. Springer, 135–149.
- [13] Xun Huang and Serge Belongie. 2017. Arbitrary style transfer in real-time with adaptive instance normalization. In *Proceedings of the IEEE International Conference on Computer Vision*. 1501–1510.
- [14] Shuhui Jiang and Yun Fu. 2017. Fashion Style Generator.. In *IJCAI*. 3721–3727.
- [15] Yongcheng Jing, Yezhou Yang, Zunlei Feng, Jingwen Ye, Yizhou Yu, and Mingli Song. 2019. Neural style transfer: A review. *IEEE transactions on visualization and computer graphics* (2019).
- [16] Wang-Cheng Kang, Chen Fang, Zhaowen Wang, and Julian McAuley. 2017. Visually-aware fashion recommendation and design with generative image models. In *2017 IEEE International Conference on Data Mining (ICDM)*. IEEE, 207–216.
- [17] Yijun Li, Ming-Yu Liu, Xueting Li, Ming-Hsuan Yang, and Jan Kautz. 2018. A closed-form solution to photorealistic image stylization. In *Proceedings of the European Conference on Computer Vision (ECCV)*. 453–468.
- [18] Yusan Lin and Hao Yang. 2019. Predicting Next-Season Designs on High Fashion Runway. arXiv:cs.CV/1907.07161
- [19] Ziwei Liu, Ping Luo, Shi Qiu, Xiaogang Wang, and Xiaoou Tang. 2016. Deep-fashion: Powering robust clothes recognition and retrieval with rich annotations. In *Proceedings of the IEEE conference on computer vision and pattern recognition*. 1096–1104.
- [20] Ostagram. 2019. Ostagram. (2019). <http://ostagram.ru> [Online; accessed 25-May-2020].
- [21] Adobe Photoshop. 2019. Powering the creative world. (2019). <https://www.adobe.com/in/products/photoshop.html> [Online; accessed 25-May-2020].
- [22] Prisma. 2019. Prisma: Turn memories into art using artificial intelligence. (2019). <http://prisma-ai.com> [Online; accessed 25-May-2020].
- [23] Amir Hossein Raffee and Michael Sollami. 2020. GarmentGAN: Photo-realistic Adversarial Fashion Transfer. arXiv preprint arXiv:2003.01894 (2020).
- [24] Abhianv Ravi, Arun Patro, Vikram Garg, Anoop Kolar Rajagopal, Aruna Rajan, and Rajdeep Hazra Banerjee. 2019. Teaching DNNs to design fast fashion. arXiv preprint arXiv:1906.12159 (2019).
- [25] Othman Sbai, Mohamed Elhoseiny, Antoine Bordes, Yann LeCun, and Camille Couprie. 2018. Design: Design inspiration from generative networks. In *Proceedings of the European Conference on Computer Vision (ECCV)*. 0–0.
- [26] StitchFix. 2019. Stitch Fix’s CEO on Selling Personal Style to the Mass Market. (2019). <https://hbr.org/2018/05/stitch-fixes-ceo-on-selling-personal-style-to-the-mass-market> [Online; accessed 25-May-2020].
- [27] Fashion United. 2019. Extent of overproduction in the fashion-industry. (2019). <https://fashionunited.uk/news/fashion/infographic-the-extent-of-overproduction-in-the-fashion-industry/2018121240500> [Online; accessed 25-May-2020].
- [28] H James Wilson and Paul R Daugherty. 2018. Collaborative intelligence: humans and AI are joining forces. *Harvard Business Review* 96, 4 (2018), 114–123.
- [29] Cong Yu, Yang Hu, Yan Chen, and Bing Zeng. 2019. Personalized Fashion Design. In *Proceedings of the IEEE International Conference on Computer Vision*. 9046–9055.
- [30] Shizhan Zhu, Raquel Urtasun, Sanja Fidler, Dahua Lin, and Chen Change Loy. 2017. Be your own prada: Fashion synthesis with structural coherence. In *Proceedings of the IEEE international conference on computer vision*. 1680–1688.