

A Multifractal Study of Charged Secondaries Produced in Relativistic Nucleus-Nucleus Collisions

Nazeer Ahmad, Tufail Ahmad* and Omveer Singh

Department of Physics, Aligarh Muslim University, Aligarh 202002, India.

An analysis of the data obtained in 14.5A GeV/c ^{28}Si -nucleus interactions has been carried out to study the multiplicity fluctuations by using the method of multifractality. A detailed description of multifractal moments (G_q) and generalized dimensions (D_q) has been given. A power-law behaviour seems to exist in this study. Experimental results have been compared with those of Monte Carlo and FRITIOF generated data. Dependence of various parameters characterizing multifractality on grey particle multiplicity is also looked into.

PACS numbers: 25.75, -q, 25.70, Pq, 24.60 Ky, 13.85, 25.80. Hp

Keywords: Multifractality, Multifractal moments, Multiplicity and Fluctuations

*email: tufailahmadphys@gmail.com

I. INTRODUCTION

The multiparticle production process in hadron-nucleus (hA) and nucleus-nucleus (AA) collisions have been studied extensively in the past [1-25]. Apart from the studies on multiparticle production, the major goal of studying AA collisions is to search for the formation of quark-gluon plasma (QGP) that is the de-confined state of matter expected to be observed at energy density $\sim 3 \text{ GeV/fm}^3$. There are many signatures [26] of QGP, one of the mechanisms to study this is the fluctuations in the particle densities. Fluctuation studies in individual events/interactions may give rise to peaks or spikes in the phase space domains [27-29]. For thermodynamic turbulence, these are studied using the method of scaling of factorial moments of the multiplicity distributions by dividing it into different bin sizes [30].

To study the self-similarity in multiplicity fluctuations, Bialas and Peschanski [31] proposed that if we study the variations of factorial moments with decreasing bin widths, it shows a power-law behaviour which is referred to as intermittency. The search for a link between intermittency and phase transition leads to thermodynamic formulation of fractal dimensions of which intermittency is a special case [32-35] has been discussed.

A fractal or a self-similar object has the characteristics of satisfying a power-law behaviour which reflects the underlying dynamics [36]. In the present work, method of multifractal moments has been used to investigate the scaling properties of relativistic AA collisions. The investigation of heavy-ion collisions at relativistic energies may reveal some information about the nature of interaction mechanism. In order to understand the multiparticle production, the nuclear emulsion technique [37] has been used. Nuclear emulsion is a method which detects charged particles only. It is one of the oldest particle detection techniques. It is compact in size and has 4π detection capability. Nuclear emulsion consists of various elements like hydrogen (H), carbon (C), nitrogen (N), oxygen (O), silver (Ag) and bromine (Br). When a high energy particle or ion interacts with the nuclei of emulsion, as a result a large number of particles are produced. An interaction in

emulsion experiment is called as star because of its very characteristics look. The produced particles appear in the form of tracks in emulsion. The particles are classified as per emulsion terminology [38] on the basis of the specific ionization $g^*(=g/g_0)$ where g is the ionization of the track and g_0 is the ionization of the incident particle or ion. The tracks with $g^* < 1.4$, $1.4 \leq g^* \leq 10$ and $g^* > 10$ are called as shower, grey and black particles respectively. Grey and black tracks are slow particles whereas showers are relativistic charged particles. Their number in an event/interaction is written as N_s , N_g and N_b . The sum of grey and black particles are called as heavily ionizing particles and is denoted as $N_h (= N_b + N_g)$.

II. MATHEMATICAL FORMALISM

In order to study multifractality, a given pseudo-rapidity range, $\Delta\eta (= \eta_{max} - \eta_{min})$, is divided into M bins of width $\delta\eta = \Delta\eta/M$. If n_j denote particle multiplicity in the j^{th} bin, then a q^{th} order multifractal moment, G_q , is defined [35, 36] as:

$$G_q = \sum_{j=1}^M p_j^q \quad (1)$$

where the summation has been performed over the non-empty bins only, which constitutes a fractal set. When it is averaged over the entire data consisting of N events, it may be expressed as:

$$\langle G_q \rangle = \left(\frac{1}{N} \right) \sum_{i=1}^N G_q \quad (2)$$

For the observation of multifractality in the rapidity distribution, mean values of multifractal moments, $\langle G_q \rangle$, should give rise to a power-law behaviour over a small η range in the following way

$$\langle G_q \rangle = (\delta\eta)^{T_q} \quad (3)$$

where T_q are the mass exponents and may be determined from the observed linear dependence of $\ln \langle G_q \rangle$ on $\ln M$ using Eq. 3.

The generalized dimensions, D_q , and multifractal spectral function, $f(\alpha_q)$, may be obtained [36] by applying Legendre transform that is standard procedure of multifractals [31] from the following equations.

$$D_q = (T_q)/(q - 1) \quad (4)$$

$$\text{and} \quad f(\alpha_q) = q\alpha_q - T_q \quad (5)$$

where α_q are referred to as the Lipchitz-Holder exponents [39] and defined as

$$\alpha_q = (dT_q)/dq. \quad (6)$$

Regarding the investigation of multifractality, spectral function is considered as one of the main parameters. For the observance of a multifractal structure, the spectral function is a smooth function concave downwards with its maximum at $\alpha_q=0$. The left ($q>0$) and right ($q<0$) wings of the plots of the multi-fractal function, $f(\alpha_q)$, give an indication of the fluctuation in the particle density in the dense and sparse regions of single particle pseudo-rapidity distribution[40]. The inhomogeneity in the pseudo-rapidity distribution is determined by the width of the distribution and non-existence of sharp peak in the plot of $f(\alpha_q)$ versus α_q at α_q corresponding to $q=0$. This reveals non-smooth nature of the pseudo-rapidity distribution.

One of the basic properties of the fractals which describes the scaling behaviour are the generalized dimensions, D_q . It is found that D_q decreases with increasing order of the moments, this decreasing pattern is known as multi-fractal and on the other hand, if D_q is constant with q , the pattern is referred to as mono-fractal [41,42].

III. DETAILS OF THE DATA

The emulsion stack used in the present study was exposed to 14.5A GeV/c silicon beam from Alternating Gradient Synchrotron (AGS) at Brookhaven National Laboratory (BNL). The method of line scanning was adopted to search the interactions. The space angles of the emitted relativistic charged particles, θ , were measured by using the co-ordinate method. The other details regarding criterion for selection of events and method of measurements may be found in our earlier publications [43, 44].

A random sample of 555 events with $N_h \geq 0$ produced in ^{28}Si -nucleus interactions was analyzed. In order to compare the experimental results with Lund Model, FRITIOF, on multiparticle production, 5000 events were generated with similar characteristics as that of experimental events

observed in 14.5A GeV/c ^{28}Si -nucleus interactions. The FRITIOF events were generated on the basis of the average value of relativistic charged particles and dispersion of the experimental multiplicity distribution of relativistic charged particles, so that we get the average value in the case of simulated data as almost same. We found the mean number of relativistic charged particles, average pseudorapidity, and dispersion of the pseudorapidity as 19.76 ± 1.91 , 2.45 ± 0.08 and 0.95 ± 0.08 respectively. The mean multiplicity of the relativistic charged particles for experimental and FRITIOF simulated data are 19.76 ± 1.91 and 21.32 ± 0.95 . As the average values in the two cases i.e. experimental and FRITIOF are almost same, we can say that the experimental data matches with the data of FRITIOF model.

IV. RESULTS AND DISCUSSION

The values of $\ln \langle G_q \rangle$ have been plotted as a function of $\ln M$ for experimental, FRITIOF and Monte Carlo data in Figs. 1-3. A linear increase in the variation of fractal moments with increasing bin size, M , is observed for all the data sets. Furthermore, the moments with positive values of q give a linear relationship over a wide range of $\ln M$, whereas the moments shows self-similarity in the mechanism of particle production for the nuclear interactions considered. The plots for the simulated data sample seem to be in good agreement with that of the experimental data. Similar results have been reported in relativistic hA [45] and AA [46] collisions.

The mass exponents, T_q , are obtained by studying the dependence of $\ln \langle G_q \rangle$ on $\ln M$. For carrying out approximations, only the portions of the curves which show linearity are taken into account. The values of T_q , in ^{28}Si -nucleus collisions obtained for Monte Carlo, experimental and FRITIOF data are listed in Table 1.

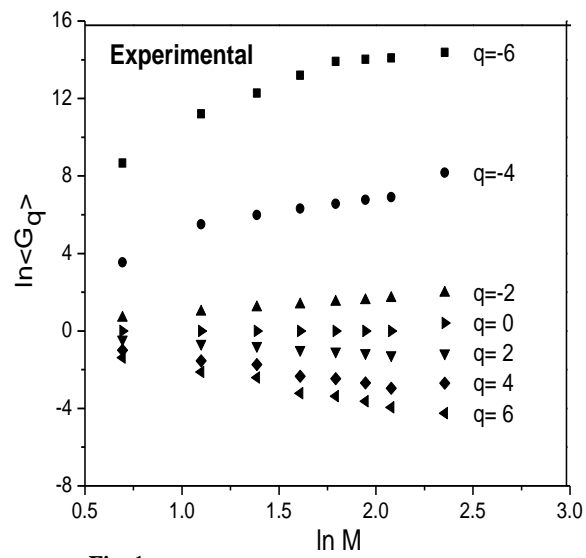


Fig. 1

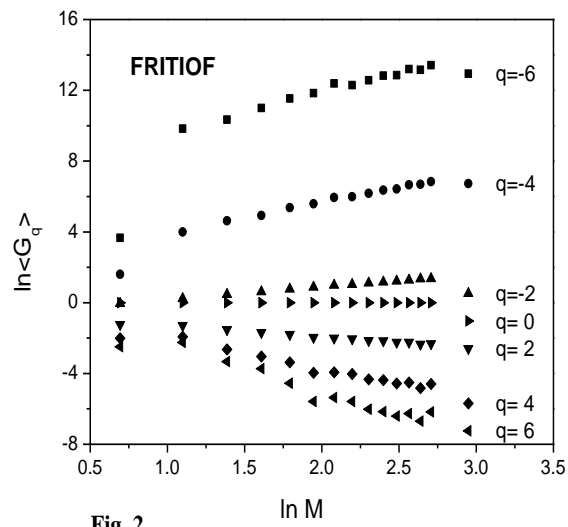


Fig. 2

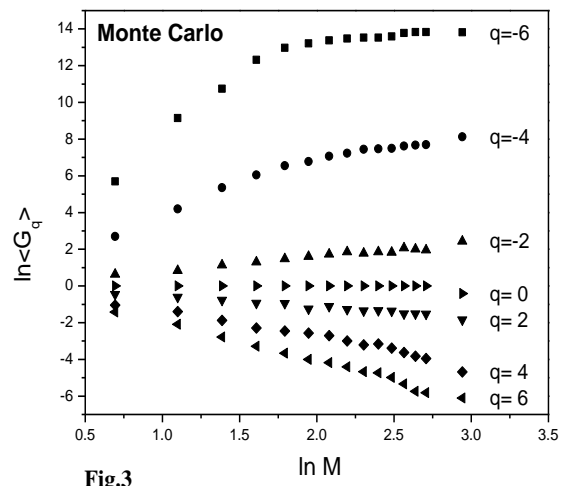


Fig.3

Table 1. The values of generalized dimensions, D_q for different order of moments (q) obtained from Gq, Fq and Takagi methods at 14.5A GeV/c silicon nucleus interactions.

Order of the moments (q)	T_q (Exp.)	T_q (FRITIOF)	T_q (MC)
-6	-12.92±0.86	-3.84±0.63	-14.37±0.73
-4	-7.84±0.45	-8.55±0.03	-9.03±0.05
-2	-3.50±0.22	-3.84±0.02	-4.16±0.15
0	-0.77±0.09	-0.82±0.06	-0.89±0.04
2	0.55±0.09	0.57±0.08	0.64±0.07
4	1.27±0.27	1.29±0.29	1.53±0.22
6	1.67±0.40	1.68±0.36	2.09±0.35

In order to study the contribution of dynamical component of the multifractal moments, experimental results were compared with those of the Monte Carlo (MC) events. Regarding the generation of Monte Carlo events, we tried to make it sure that the multiplicity distribution of the produced particles should be similar to that of experimental events. There should not be any correlation amongst the produced particles. The shape of the distribution should be Gaussian type for generated events. One more criterion which we applied is that, the mean value and dispersion of the produced particles are comparable to experimental values.

The values of G_q moments for the simulated data which is written as G_q^{stat} have been calculated in the same way as earlier for the experimental data. The statistical component (T_q^{stat}) and dynamical component (T_q^{dyn}) of the mass exponents are related [9] as:

$$T_q^{\text{dyn}} = T_q - T_q^{\text{stat}} + (q - 1). \quad (7)$$

The variations of T_q , T_q^{stat} and T_q^{dyn} with the moment order, q , are shown in Fig.4. It may be seen from the Table 1 and Fig. 4 that T_q increases with increasing q , however, the rate of increase in the regions which correspond to positive and negative values of q are quite different. In the regions corresponding to the negative q values, the increase in T_q is relatively more rapid in comparison to that for the region in which q have positive values. This observation is consistent with the predictions of gluon model [40]. Furthermore, deviation in the experimental values of T_q from T_q^{dyn} may, therefore, lead to the deviation in the T_q^{dyn} from $(q-1)$. It should be mentioned

that any deviation of T_q^{dyn} from $(q-1)$ will indicate the presence of dynamical contribution to the fluctuations. Therefore, T_q may be considered as a more sensitive measure of dynamical fluctuation than G_q itself. One more observation which may be made is that T_q^{dyn} coincide with T_q^{stat} in the mid region of q values whereas for the q values in the region $(2 \leq q \leq -2)$, a significant departure is observed.

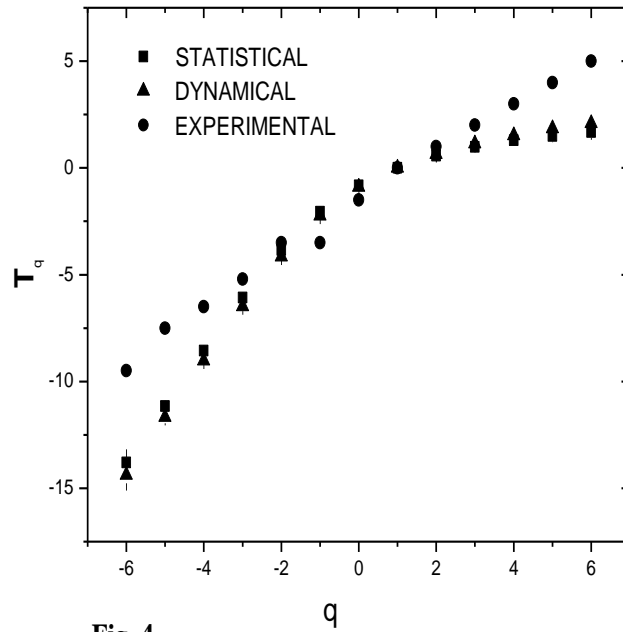


Fig. 4

The dependence of the mass exponents, T_q , on grey particle multiplicity, N_g , for two groups of events, i.e., $N_g \leq 1$ and $N_g \geq 2$ are given in Fig.5. The mass exponents, T_q , is observed to increase with increasing order of the moments, q . However, it seems to saturate at higher values of q . We find that T_q depends weakly on the grey particle multiplicity for q lying in the range $2 \leq q \leq -2$.

The variations of the generalized dimensions, D_q , with q , in ^{28}Si -nucleus collisions for experimental, Monte Carlo and FRITIOF data are exhibited in Fig. 6. The generalized dimensions are found to be positive for all orders of the moments, q and demonstrates a decreasing trend with increasing q . This behaviour is in excellent agreement with the predictions of multifractal cascade model [47]. It may be observed from the figure that the

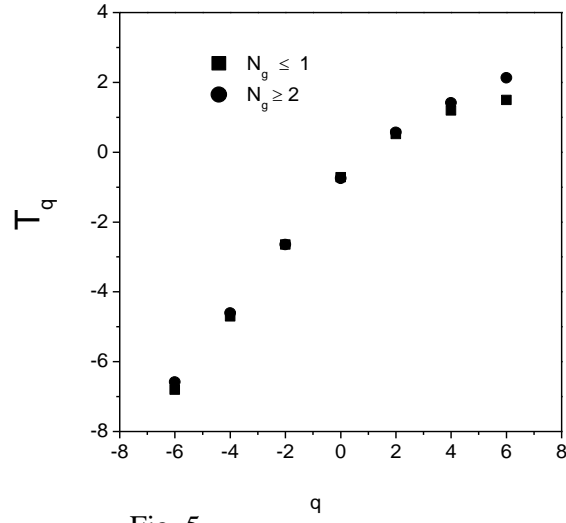


Fig. 5

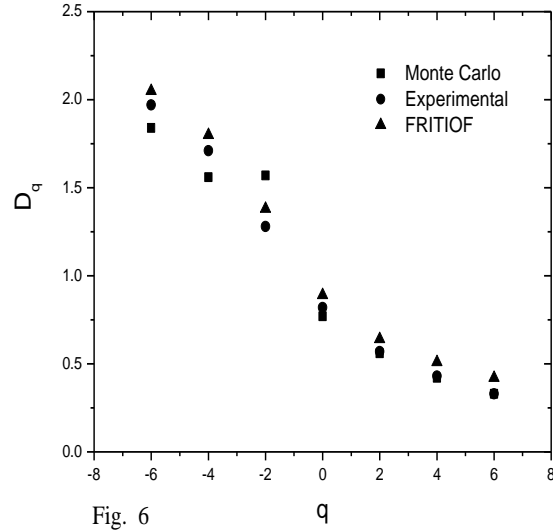


Fig. 6

values of D_q are more than unity for $q \leq -2$, this result is in agreement with those reported [30] earlier for different projectiles over a wide energy range. In order to examine the existence of any dependence of the generalized dimensions on the grey particle multiplicity, N_g , corresponding to a certain order of the moment, we have plotted D_q as a function of q in Fig. 7 again for the same two groups of events, i. e., $N_g \leq 1$ and $N_g \geq 2$.

The generalized dimensions, D_q , have higher values for the interactions due to $N_g \geq 2$ for each and every order of the moment. The effect appears to be rather more pronounced for the data corresponding to positive q values, one of the reasons for the higher value of D_q for the

interactions having $N_g \geq 2$ may be due to expected increase in the average multiplicity with increasing N_g [48]. For the sake of comparison, the values of D_q , moments calculated from intermittency and Takagi methods are listed in table 2. From the table one may observe that the values of generalized dimension, D_q obtained from F_q method are little higher than that of G_q method. However, these values are very close to the values obtained from Takagi method.

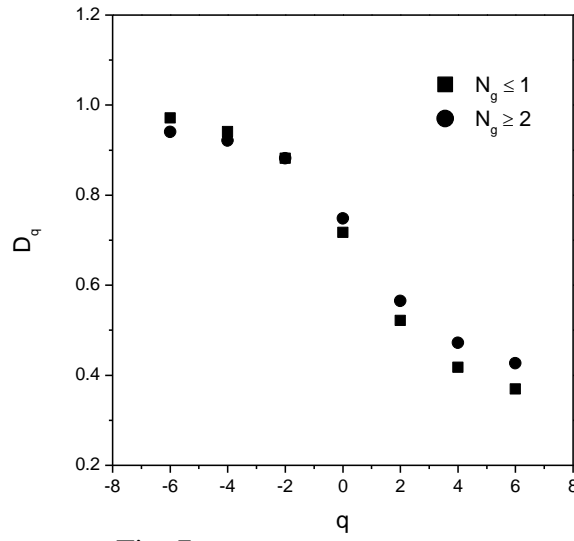


Fig. 7

Fig.8 shows the dependence of $f(\alpha_q)$ on α_q for the experimental, Monte carlo and FRITIOF data. The width of the multifractal spectra for experimental data is relatively wider than those for the simulated data which means that $f(\alpha_q)^{\text{dyn}}$ has a broadening characteristic of spectra as concave down-wards centred around α_q corresponding to $q=0$ and have a common tangent at an angle of 45° . This observation agrees fairly well with the predictions of gluon model [40]. However, $f(\alpha_q)$ has no peak in any of the cases studied which is an indication of non-smooth nature of the multiplicity distribution of the particles produced in the interactions considered for the present study.

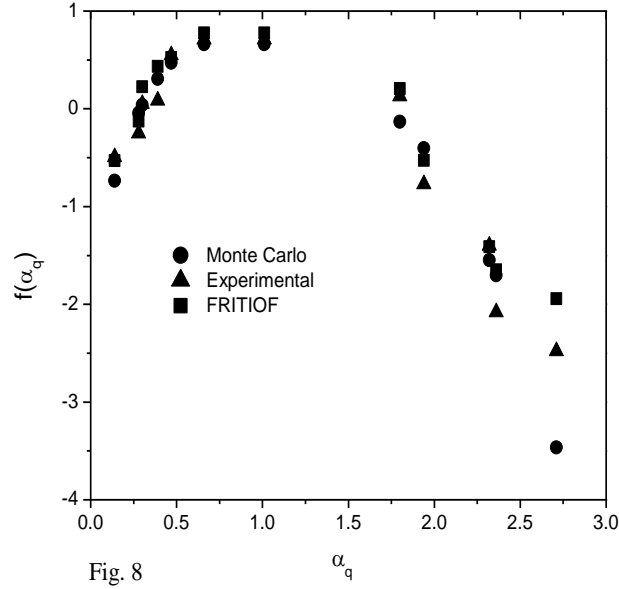


Fig. 8

To see the dependence of $f(\alpha_q)$ spectra on the grey particle multiplicity, the spectra for the interactions having $N_g \leq 1$ and $N_g \geq 2$ are plotted in Fig. 9. The spectra seem to be insensitive to both the groups of interactions

Table 2. The values of the mass exponents, T_q in 14.5A GeV/c ^{28}Si -nucleus collisions for experimental, FRITIOF and Monte Carlo data.

Order Of Moments (q)	Event type	Generalized dimension (D_q)		
		G_q -Method	F_q -Method	Takagi-Method
1	$N_g \leq 1$			0.65 ± 0.02
2		0.48 ± 0.03	0.63 ± 0.05	0.58 ± 0.03
3		0.43 ± 0.04	0.53 ± 0.07	0.52 ± 0.04
4		0.38 ± 0.01	0.48 ± 0.09	0.47 ± 0.05
5		0.36 ± 0.01	0.39 ± 0.06	0.44 ± 0.06
6		0.35 ± 0.09	0.38 ± 0.08	0.25 ± 0.04
1	$N_g \geq 2$			0.72 ± 0.02
2		0.59 ± 0.09	0.68 ± 0.03	0.66 ± 0.03
3		0.48 ± 0.04	0.61 ± 0.04	0.63 ± 0.03
4		0.43 ± 0.07	0.59 ± 0.05	0.62 ± 0.04
5		0.38 ± 0.01	0.45 ± 0.06	0.44 ± 0.05
6		0.34 ± 0.01	0.36 ± 0.04	0.21 ± 0.04

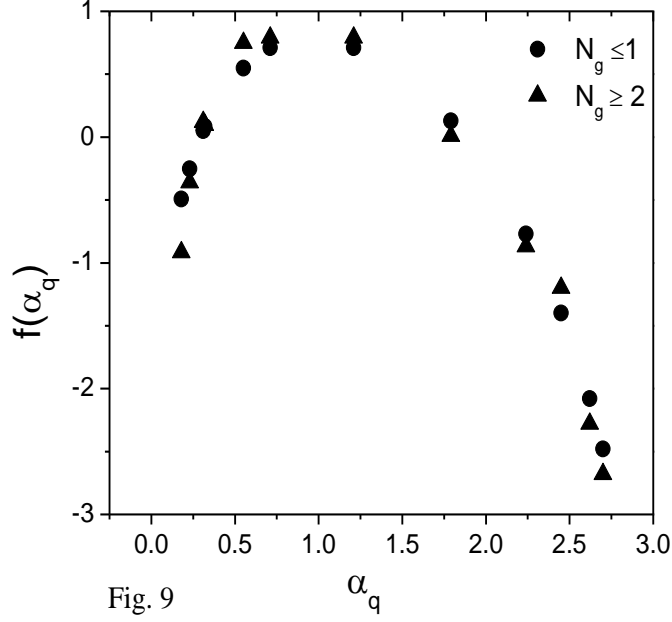


Fig. 9

V. CONCLUDING REMARKS

The conclusions which may be drawn from the present investigation are as follows:

- i. The observed behaviour of multifractal moments, G_q , and spectral function, $f(\alpha_q)$, in the pseudo-rapidity space indicates multifractality in the mechanism of multiparticle production.
- ii. The slope parameter, T_q^{dyn} , is found as different from T_q , meaning thereby the existence of dynamical contribution to the fluctuations.
- iii. The decreasing trend in the value of D_q with increasing q confirms the presence of multifractality.
- iv. A weak dependence of the parameters T_q , D_q and $f(\alpha_q)$ on grey particle multiplicity (N_g) is observed.

Figure Captions

Fig. 1. The variations of $\ln\langle G_q \rangle$ with $\ln M$ for the experimental data in ^{28}Si -nucleus interactions.

Fig. 2. The variations of $\ln\langle G_q \rangle$ with $\ln M$ for the FRITIOF data in ^{28}Si -nucleus interactions.

Fig. 3. The variations of $\ln\langle G_q \rangle$ with $\ln M$ for the Monte Carlo data in ^{28}Si -nucleus interactions

Fig. 4. The variation of T_q , T_q^{dyn} and T_q^{stst} with q in ^{28}Si -nucleus collisions.

Fig. 5. The variations of T_q with q for ^{28}Si -nucleus interactions having $N_g \leq 1$ and $N_g \geq 2$.

Fig. 6. The variations of generalized dimension, D_q , with q for experimental, FRITIOF and Monte Carlo data in ^{28}Si -nucleus collisions.

Fig. 7. The variations of generalized dimension, D_q , with q in ^{28}Si -nucleus interactions having $N_g \leq 1$ and $N_g \geq 2$.

Fig. 8. The dependence of multifractal spectrum, $f(\alpha_q)$, against α_q for experimental, FRITIOF and Monte Carlo data in ^{28}Si -nucleus collisions

Fig. 9. Multifractal spectrum $f(\alpha_q)$ versus α_q plot in $14.5\text{A GeV}/c$ ^{28}Si -nucleus collisions having $N_g \leq 1$ and $N_g \geq 2$.

REFERENCES

- [1] Z. V. Anzon, I. Y. Chasnikov, A. S. Gaitinov et al., Nucl. Phys. B **129**, 205 (1977).
- [2] R. K. Shivpuri and Anita Kotha. Phys. Rev. D **35**, 3508 (1987).
- [3] A. Abduzhamilov, L. M. Barbier, L. P. Chernova et al, Phys. Rev. D **39**, 86 (1989).
- [4] Tufail Ahmad, ISRN High Energy Physics, **2014**, 1 (2014).
- [5] A. Tufail, S. Ahmad, A. R. Khan, M. Zafar and M. Shafi, Phys. Rev. D **42**, 2187 (1990).
- [6] A. Tufail, S. Ahmad, A.R. Khan, M. Zafar and M. Shafi, Int. J. Mod. Phys. A **6**, 929 (1991).
- [7] Mir Hashim Rasool, Shafiq Ahmad et al., J. Korean Phys. Soc., **67**, 448 (2015).
- [8] P. L. Jain, G. Singh and A. Mukhopadhyay, Phys. Rev. C **46**, 721 (1992).
- [9] Rudolph C. Hwa and Jicai Pan, Phys. Rev. D **45**, 1476 (1992).
- [10] Charles B. Chiu and Rudolph C. Hwa, Phys. Rev. D **45**, 2276 (1992).
- [11] N. Parashar, IL Nuo. Cim., **A108**, 789 (1995).
- [12] R. K. Shivpuri, Geetanjali Das, Simi Dheer, and S. K. Soni, Phys. Rev. C **51**, 1367 (1995).
- [13] Dipak Ghosh, Argha Deb, et al., Phys. Rev. C **70**, 054903-01-08 (2004).
- [14] R. Hasan, Saiful Islam and M. Mohibul-ul Haq, Int. J. Mod. Phys. E **13**, 479 (2004).
- [15] K. Kajantie, L. Mc Lerran, Phys. Let. B **119**, 203 (1982).
- [16] J. D. Bjorken, Phys. Rev. D **27**, 140 (1983).
- [17] Edward V. Shuryak, Phys. Rep. **115**, 151 (1984).
- [18] J. Cleymans, R. V. Gavai and E. Suhonen, Phys. Rep. **130**, 217 (1986).
- [19] Swarnapratim Bhattacharyya, et al., Advances in High Energy Physics, **2018**, 1 (2018).
- [20] M. K. Singh and V. Singh, Eur. Phys. J. Plus, **135**, 1 (2020).
- [21] N. Marimuthu et al., Int. J. Mod. Phys. E **28**, 1 (2019).
- [22] Ramni Gupta et al., Advances in High Energy Physics, **2020**, 1 (2020)
- [23] Rohni Sharma and Ramni Gupta, Advances in High Energy Physics, **2018**, 1 (2018).
- [24] Tufail Ahmad and Nazeer Ahmad, J. Korean Phys. Soc., **77**, 107 (2020).
- [25] U. Singh and M.K. Singh, J. Korean Phys. Soc., **76**, 297 (2020).

- [26] C. P. Singh, Phys. Rep.**236**,147 (1993).
- [27] T. H. Burnett, S. Dake, M. Fuki, et al., Phys. Rev. Lett., **50**, 2062 (1983).
- [28] B. Buschbeck and P. Lipa, Mod. Phys. Lett. A **4**, 1871 (1989).
- [29] T. Burnett, S. Dake, M. Fuki, et al, Phys. Rev. Lett.**57**, 3249 (1986).
- [30] Giovanni Paladin and Angelo Vulpiani, Phys. Rep.**156**, 147 (1987).
- [31] A. Bialas and R. Peschanski, Nucl. Phys. B,**273**, 703 (1986).
- [32] Tomas Bohr and Mogens H. Jensen, Phys. Rev. A, **36**, 4904 (1987).
- [33] P. Szépfalusy, T. Tél, A. Csordás, and Z. Kovács, Phys. Rev. A **36**, 3525 (1978).
- [34] Rudolph C. Hwa and Jicai Pan, Phys. Rev. D **45**, 1476 (1992).
- [35] Charles B. Chiu, K. Fialkowski and Rudolph C. Hwa, Mod. Phys. Lett. A **5**, 2651 (1990).
- [36] Rudolph C. Hwa, Phys. Rev. D **41**, 1456 (1990).
- [37] W. H. Barkas, (Academic Press London, 1963).
- [38] C. F. Powel. D. H. Perkins, et al., 2nd Edition, **450** (Pergamon, Oxford, London, 1959).
- [39] E. A. De Wolf, M. Dremin and W. Kittel, Phys. Rep. **270**, 1 (1996).
- [40] Charles B. Chiu and Rudolph C. Hwa, Phys. Rev. D **43**,100 (1991).
- [41] H. G. E. Hentschel and Itamar Procaccia, Phys. Rev. D **8**, 435 (1983).
- [42] N. Ahmad, *Ph. D. Thesis, Aligarh Muslim University, Aligarh, U.P. India*, (2002).
- [43] N. Ahmad, A. Shakeel, M. M. Khan and A. R. Khan, Int. J. Mod. Phys. E **17**, 707 (2008).
- [44] M. Mohsin Khan , Shakeel Ahmad, et al., Acta Phys. Pol., B **38**, 2653 (2007).
- [45] R. K. Shivpuri and Neeti Parashar, Phys. Rev. D **49**, 219 (1994).
- [46] Dipak Ghosh, Premomoy Ghosh, et al., Phys. Lett. B **272**. 5 (1991).
- [47] R. K. Shivpuri and V. K. Verma, Phys. Rev. D **47**,123 (1993).
- [48] R. Peschanski, Nucl. Phys. B **327**, 144 (1989).