

# Necessary and Sufficient Conditions for Inverse Reinforcement Learning of Bayesian Stopping Time Problems \*

**Vikram Krishnamurthy<sup>†</sup>**

*Electrical and Computer Engineering  
Cornell University  
Ithaca, NY 14853, USA*

VIKRAMK@CORNELL.EDU

**Kunal Pattanayak<sup>†</sup>**

*Electrical and Computer Engineering  
Cornell University  
Ithaca, NY 14853, USA*

KP487@CORNELL.EDU

## Abstract

This paper presents an inverse reinforcement learning (IRL) framework for Bayesian stopping time problems. By observing the actions of a Bayesian decision maker, we provide a necessary and sufficient condition to identify if these actions are consistent with optimizing a cost function; then we construct set valued estimates of the cost function. To achieve this IRL objective, we use novel ideas from Bayesian revealed preferences stemming from microeconomics. To illustrate our IRL scheme, we consider two important examples of stopping time problems, namely, sequential hypothesis testing and Bayesian search. Finally, for finite datasets, we propose an IRL detection algorithm and give finite sample bounds on its error probabilities. Also we discuss how to identify  $\epsilon$ -optimal Bayesian decision makers and perform IRL.

**Keywords:** Inverse Reinforcement Learning, Bayesian Revealed Preferences, Stopping Time Problems, Inverse Detection, Sequential Hypothesis Testing, Bayesian Search, Hypothesis Testing, Finite Sample Complexity

## Acknowledgments

This research was funded in part the U. S. Army Research Office under grant W911NF-19-1-0365, National Science Foundation under grant 1714180, and Air Force Office of Scientific Research under grant FA9550-18-1-0007

## 1. Introduction

In a stopping time problem, an agent observes a random variable (state of nature)  $x$  sequentially over time. Based on the observation history (sigma-algebra generated by the observations), the agent decides at each time whether to continue or stop. If the agent chooses the stop action at a specific time, then the problem terminates. In a *Bayesian* stopping time problem, the agent knows the prior distribution of state of nature  $x$  and the observation likelihood (conditional distribution of the observations)  $p(y|x)$  and uses this information to chooses its continue and stop actions. Finally,

---

\*. A short version of partial results has appeared in the Proceedings of the International Conference on Information Fusion, July 2020.

<sup>†</sup>. The authors are listed in alphabetical order and contributed equally to the paper.

in an *optimal* Bayesian stopping time problem, the agent chooses its continue and stop actions to minimize an expected cumulative cost function.

Inverse reinforcement learning (IRL) aims to estimate the costs/rewards of agents by observing their actions (Ng et al., 2000; Abbeel and Ng, 2004). *This paper considers IRL for Bayesian stopping time problems.* Suppose an inverse learner observes the decisions of agents performing Bayesian sequential stopping. The inverse learner does not know the observation sequence realizations or observation likelihoods of the agents. The two main questions we address are:

1. How can the inverse learner decide if the actions of Bayesian agents are consistent with optimal stopping?
2. If the observed actions of the Bayesian agents are consistent with optimal stopping, how can the inverse learner estimate the costs incurred by the agents?

The main result of this paper is to provide necessary and sufficient conditions for the inverse learner to identify if the actions of Bayesian agents are consistent with optimal stopping and if so, provide a convex feasibility algorithm to provide set valued estimates of the costs incurred by the agents. Then we illustrate this IRL result in two examples, namely, inverse sequential hypothesis testing and inverse Bayesian search.

## 1.1 Context. Bayesian Revealed Preferences for IRL

The key formalism used in this paper to achieve IRL is *Bayesian revealed preferences* (Martin, 2014; Caplin and Dean, 2015). Non-parametric estimation of cost functions given a finite length time series of decisions and budget constraints is the central theme in the area of revealed preferences in microeconomics, starting with Afriat (1967); Samuelson (1938) where necessary and sufficient conditions for cost minimization are given; see also Varian (1982, 2012); Woodford (2012) and more recently in machine learning (Lopes et al., 2009).

We now discuss how our Bayesian revealed preference based IRL approach differs from classical IRL.

1. The classical IRL frameworks (Ng et al., 2000; Abbeel and Ng, 2004) assume the observed agents are reward maximizers (or equivalently, cost minimizers) and then seeks to estimate their cost functions. The approach in this paper is more fundamental. We first *identify* if the decisions of a set of agents are consistent with optimality and if so, we then generate set-valued estimates of the agent costs that are consistent with the observed decisions.
2. Classical IRL assumes complete knowledge of the agents' observation likelihoods. As mentioned above, we assume that the inverse learner only knows the state of nature and the action chosen when the agent stops. Specifically, the inverse learner does not know their observation likelihoods or the sequence of observation realizations.
3. *Algorithmic Issues:* In classical IRL, the inverse learner solves the Bayesian stopping time problem iteratively for various choices of the cost. This can be computationally prohibitive since it involves stochastic dynamic programming over a belief space which is PSPACE hard (Papadimitriou and Tsitsiklis, 1987). The IRL procedure in this paper is relatively computationally inexpensive since the inverse learner only needs to test for feasibility wrt a set of convex inequalities.

## 1.2 Applications of IRL for Bayesian Stopping Problems

After constructing an IRL framework for general stopping time problems, this paper discusses two important examples, namely, inverse sequential hypothesis testing and inverse Bayesian search. Below we briefly motivate these examples.

Sequential hypothesis testing (SHT) (Poor, 1993; Ross, 2014) is widely studied in detection theory. The inverse SHT problem of estimating misclassification costs by observing agents has not been addressed. Estimating the misclassification costs of in SHT is useful in adversarial inference problems. For example, by observing the actions of an adversary, an inverse learner can estimate the adversary’s utility and predict its future decisions.

In Bayesian search, each agent sequentially searches locations until a stationary (non-moving) target is found. Bayesian search (Ross, 2014) is used in vehicular tracking (Wong et al., 2005), image processing (Pele and Werman, 2008) and cognitive radars (Goodman et al., 2007). IRL for Bayesian search requires the inverse learner to estimate the search costs by observing the search actions taken by a set of Bayesian agents.

Bayesian search is a special case of the Bayesian multi-armed bandit problem (Gittins, 1989; Audibert and Bubeck, 2010). Hence our IRL procedure can be used to solve inverse Bayesian bandit problems, namely, estimate the Gittins indices of the arms. This has several applications including determining the fairness of multimedia recommender systems, for news websites. By observing the suggestions on a news website, an inverse learner can estimate the relative bias of suggested articles from one category compared to other categories.

Regarding the literature in inverse bandits, Chan et al. (2019) propose a real-time assistive procedure for a human performing a bandit task based on the history of actions taken by the human. Noothigattu et al. (2020) solve the inverse bandit problem by assuming the inverse learner knows the variance of the stochastic reward; in comparison our setup assumes no knowledge of the rewards.

## 1.3 Main Results and Organization

**1. Inverse RL for Bayesian sequential stopping:** Our main result, Theorem 1 in Sec. 2 specifies a set of convex inequalities that are simultaneously necessary and sufficient for the decisions of a set of agents to be consistent with optimal stopping. If the agents are optimal stopping agents, then Theorem 1 also provides an algorithm that the inverse learner can use to generate set-valued estimates of the agents’ stopping costs.

We emphasize that our IRL approach does not assume knowledge of the agents’ observation likelihoods or their observation sample paths. Our IRL approach bypasses these - in this sense, our IRL approach is similar to reinforcement learning where model parameters are bypassed in order to learn optimal strategy.

**2. Inverse RL for SHT and Search:** Sec. 3 and Sec. 4 construct IRL algorithms for two specific examples of Bayesian stopping time problems, namely, Sequential Hypothesis Testing (SHT) and Search. The main results, Theorem 2 and Theorem 3 specify necessary and sufficient conditions for the agents’ decisions to be consistent with optimal SHT and optimal search, respectively. If the conditions hold, Theorems 2 and 3 provide algorithms to estimate the incurred misclassification costs (for SHT) and search costs (for Bayesian search).

**3. Inverse RL for finite samples:** Sec. 2, 3 and 4 assume that the inverse learner performing IRL observes the agents decisions over infinitely many trials. In Sec. 5, we propose IRL detection tests for optimal stopping, optimal SHT and optimal search under finite sample constraints. Theorems 4,

5 and 6 in Sec. 5 comprise our sample complexity results that characterize the robustness of the detection tests by specifying Type-I/II and posterior Type-I/II error bounds.

**4. Identifying  $\varepsilon$ -optimal Bayesian stopping behavior:** In general a Bayesian agent can only solve a stopping time problem approximately since computing the optimal stopping policy involves stochastic dynamic programming problem over continuum belief space. (SHT and optimal search are exceptions since they have a special structure.) Sec. 6 discusses the problem: how can an inverse learner identify  $\varepsilon$ -optimal Bayesian agents and perform IRL? Theorem 7 shows that an inverse learner can identify  $\varepsilon$ -optimal stopping behavior by testing for feasibility of the convex inequalities of Theorem 1. Also, if the agents choose their stopping strategies in noise, then Theorem 8 shows that the inverse learner can use the finite sample IRL detector in result 3 to detect  $\varepsilon$ -optimal Bayesian stopping.

The proofs of all theorems are provided in the Appendix.

## 1.4 Related works in IRL

We already mentioned related IRL works on multi-armed bandits like Chan et al. (2019); Noothigattu et al. (2020). We now briefly summarize other key IRL works in the literature. Classical IRL (Ng et al., 2000; Abbeel and Ng, 2004) aims to estimate an unknown deterministic reward function of an agent by observing the optimal actions of the agent in a Markov decision process (MDP) setting. Ziebart et al. (2008) use the principle of maximum entropy for achieving IRL of optimal agents.

Ramachandran and Amir (2007) achieve IRL in a Bayesian setting, where the agent optimally takes actions in an MDP according to a reward function sampled from a prior distribution. The inverse learner is assumed to know this prior pdf. Levine and Koltun (2012) generalize IRL to continuous space processes and circumvent the problem of solving the optimal policy for candidate reward functions. Recently Fu et al. (2017); Wulfmeier et al. (2015); Sharifzadeh et al. (2016); Finn et al. (2016) use deep-learning for IRL to estimate agent rewards where the rewards are parametrized by complicated non-linear functions.

Applications of IRL include robotics (Kretzschmar et al., 2016), user engagement multimedia social networks such as YouTube (Hoiles et al., 2020), autonomous navigation (Sharifzadeh et al., 2016; Abbeel and Ng, 2004; Ziebart et al., 2008) and inverse cognitive radar (Krishnamurthy, 2020; Krishnamurthy et al., 2020).

Finally, in microeconomics, Bayesian revealed preferences is studied by Caplin and Dean (2015); Caplin and Martin (2015). As mentioned earlier, revealed preferences is more general than classical IRL since it first identifies optimal behavior and then provides set-valued estimates of the cost function. Classical non-parametric revealed preferences stemming from Afriat’s remarkable theorem (Varian, 2012; Afriat, 1967; Diewert, 1973; Reny, 2015) focuses on identifying optimal agent behavior and then estimating agent utility functions in a non-Bayesian setting.

## 2. Identifying optimal Bayesian Stopping Behavior and Reconstructing Utility Function

The IRL framework we consider comprises  $M$  Bayesian agents that make decisions in a stopping time problem, and an *inverse learner* that observes the decisions of these agents. This section defines the IRL problem that the inverse learner faces and then presents two results regarding the inverse learner:

1. *Identifying Optimal Stopping.* Theorem 1 below provides a necessary and sufficient condition for the inverse learner to identify if the Bayesian agents choose their decisions as the solution of an optimal stopping problem.
2. *IRL for Reconstructing Costs.* Theorem 1 also shows that the continue and stopping costs of the Bayesian agents can be reconstructed by solving a convex feasibility problem.

This section provides a complete IRL framework for Bayesian stopping time problems and sets the stage for subsequent sections where we formulate generalizations and examples.

## 2.1 Bayesian Stopping Agent

A Bayesian stopping time agent is parametrized by the tuple

$$\Xi = (\mathcal{X}, \pi_0, \mathcal{Y}, \mathcal{A}, B, \mu) \quad (1)$$

where

- $\mathcal{X} = \{1, 2, \dots, X\}$  is a finite set of states.
- At time 0, the true state  $x^o \in \mathcal{X}$  is sampled from prior distribution  $\pi_0$ .  $x^o$  is unknown to the agent.
- $\mathcal{Y} \subset \mathbb{R}$  is the observation space. Given state  $x^o$ , the observations  $y \in \mathcal{Y}$  have conditional probability density  $B(y, x^o) = p(y|x^o)$ .
- $\mathcal{A} = \{1, 2, \dots, A\}$  is the finite set of stopping actions.
- Finally,  $\mu$  denotes the agent's stopping strategy. The stopping strategy operates sequentially on a sequence of observations  $y_1, y_2, \dots$  as discussed below in Protocol 1.

**Protocol 1** *Sequential Decision-making protocol:*

1. Generate  $x^o \sim \pi_0$  (unknown to the agent) at time  $t = 0$ .
2. At time  $t > 0$ , agent records observation  $y_t \sim B(\cdot, x^o)$ .
3. Belief Update: Let  $\mathcal{F}_t$  denote the sigma-algebra generated by observations  $\{y_1, y_2, \dots, y_t\}$ . The agent updates belief (posterior)  $\pi_t(x) = \mathbb{P}(x^o = x | \mathcal{F}_t)$ ,  $x \in \mathcal{X}$  using Bayes formula as

$$\pi_t = \frac{B(y_t)\pi_{t-1}}{\mathbf{1}'B(y_t)\pi_{t-1}}, \quad (2)$$

where  $B(y) = \text{diag}(\{B(y, x), x \in \mathcal{X}\})$ . The belief  $\pi_t$  is an  $X$ -dimensional probability vector in the  $X - 1$  dimensional unit simplex

$$\Delta(\mathcal{X}) \stackrel{\text{def}}{=} \{\pi \in \mathbb{R}_+^X : \mathbf{1}'\pi = 1\}. \quad (3)$$

4. Choose action  $a_t = \mu(\pi_t, t)$  from the set  $\mathcal{A} \cup \{\text{continue}\}$ . If  $a_t \in \mathcal{A}$ , then stop, else if  $a_t = \text{continue}$ , set  $t = t + 1$  and go to Step 2.

The stopping strategy  $\mu$  is a (possibly randomized) time-dependent mapping from the agent's belief at time  $t$  to the set  $\mathcal{A} \cup \{\text{continue}\}$ . That is,  $\mu : \Delta(\mathcal{X}) \times \mathbb{Z}^+ \rightarrow \mathcal{A} \cup \{\text{continue}\}$ . We define the random variable  $\tau$  as the time when the agent stops and takes a stop action from  $\mathcal{A}$ .

$$\tau = \inf\{t \geq 0 \mid \mu(\pi_t, t) \neq \{\text{continue}\}\}. \quad (4)$$

Note that the random variable  $\tau$  implicitly depends on the strategy  $\mu$  and belief  $\pi_t$ . Clearly, the set  $\{\tau = t\}$  is measurable wrt  $\mathcal{F}_t$ , hence, the random variable  $\tau$  is adapted to the filtration  $\{\mathcal{F}_t\}_{t \geq 0}$ . In the following sub-section, we will introduce costs for the agent's stop and continue actions. We will use  $\tau$  for expressing the expected cumulative cost of the agent.

Summary: The Bayesian stopping agent is parameterized by  $\Xi$  and operates according to Protocol 1. Several decision problems such as SHT and sequential search fit this formulation.

## 2.2 Optimal Bayesian Stopping Agents

So far we have defined a single Bayesian stopping agent. Our main IRL result is to identify if a set  $\mathcal{M} = \{1, \dots, M\}$  of Bayesian stopping agents behaves *optimally*. The purpose of this section is to define a set of optimal Bayesian stopping agents. For identifiability reasons (see assumption (A2) below) we require at least two agents ( $M \geq 2$ ).

A collection of *optimal* Bayesian stopping agents is

$$\Xi_{opt} = (\Xi, \mathcal{C}, \mathbf{s}, \boldsymbol{\mu}). \quad (5)$$

In (5),

- $\mathcal{M}$  is the set of  $M$  Bayesian stopping agents.
- The parameters  $\mathcal{X}, \mathcal{Y}, \mathcal{A}, \pi_0, p$  in  $\Xi$  (1) and continue cost  $\mathcal{C}$  (defined below) are the same for all agents in  $\mathcal{M}$ .
- $\mathcal{C} = \{c_t\}_{t \geq 0}$ ,  $c_t(x) \in \mathbb{R}^+$  is the continue cost incurred by any agent  $m \in \mathcal{M}$  at time  $t$  given state  $x^o = x$ .
- $\mathbf{s} = \{s_m(x, a), x \in \mathcal{X}, a \in \mathcal{A}, m \in \mathcal{M}\}$ ,  $s_m(x, a) < \infty$  is the  $m^{\text{th}}$  agent's cost for taking stop action  $a$  when the state  $x^o = x$ .
- $\boldsymbol{\mu} = \{\mu_m, m \in \mathcal{M}\}$  is the set of optimal stopping strategies of the agents in  $\mathcal{M}$ , where the optimality is defined in Definition 1 below. Each agent employs its stopping strategy  $\mu_m, m \in \mathcal{M}$  and operates according to Protocol 1.

**Definition 1 (Stopping strategy optimality)** For any agent  $m \in \mathcal{M}$ ,  $\mu_m$  is optimal for stopping cost  $s_m(x, a)$  iff

$$\mu_m(\pi, \tau) = \underset{a \in \mathcal{A}}{\operatorname{argmin}} \pi'_t \bar{s}_{m,a}, \quad (6)$$

$$J(\mu_m, s_m) = \inf_{\mu} J(\mu, s_m), \quad (7)$$

where the optimization is over the set of all stationary stopping strategies  $\mu$ . Here  $J(\mu, s_m)$  is the expected sum of cumulative continue and stopping cost for a stopping strategy  $\mu$  and stopping cost  $s_m(x, a)$ .

$$J(\mu, s) = G(\mu, s) + C(\mu), \quad G(\mu, s) = \mathbb{E}_{\mu} \left\{ \pi'_{\tau} \bar{s}_{\mu(\pi_{\tau}, \tau)} \right\}, \quad C(\mu) = \mathbb{E}_{\mu} \left\{ \sum_{t=0}^{\tau-1} \pi'_t \bar{c}_t \right\}. \quad (8)$$

$\mathbb{E}_{\mu}$  denotes expectation parametrized by  $\mu$  w.r.t the probability measure induced by  $y_{1:\tau}^1$ .  $\bar{s}_a, \bar{c}_t$  are the stopping and continue cost vectors, respectively, vectorized over all  $x \in \mathcal{X}$ .

---

1. Recall that the continue cost is defined as a positive real number. This implies that  $\tau$  is finite a.s.

Definition 1 is standard for the optimal strategy in a sequential stopping problem. The optimal strategy naturally decomposes into two steps: choosing whether to continue or stop according to (7); and if the decision is to stop, then choose a specific stopping action from  $\mathcal{A}$  according to (6). The optimal stopping strategies  $\mu_m, m \in \mathcal{M}$  that satisfy the conditions (6), (7) can be obtained by solving a stochastic dynamic programming problem (Krishnamurthy, 2016). It is a well known result (Lovejoy, 1987) that the optimal stopping policy has the following structure: the set of beliefs for which it is optimal to stop is a convex set.

### 2.3 IRL for Inverse Optimal Stopping. Main Result

Thus far we have described a single Bayesian stopping agent and a set of  $M$  optimal stopping agents. In this subsection, we provide an inverse learner centric view of the Bayesian stopping time problem and the main IRL result.

Suppose the inverse learner observes  $M$  Bayesian stopping agents, where each agent performs several independent trials of Protocol 1. We make the following assumptions about the inverse learner performing IRL.

(A1) The inverse learner knows the dataset

$$\mathcal{D}_M = (\pi_0, \mathbf{p}), \quad (9)$$

where  $\mathbf{p} = \{p_m(a|x), x \in \mathcal{X}, a \in \mathcal{A}, m \in \mathcal{M}\}$ .  $p_m(a|x)$  is the  $m^{\text{th}}$  agent's conditional probability of choosing stop action  $a$  at the stopping time given state  $x^o = x$ . We call  $p_m(a|x)$  as the  $m^{\text{th}}$  agent's *action selection policy*.

*Note.* The inverse learner does not know the stopping times; it only has access to the conditional density of which stop action  $a$  was chosen given the true state  $x^o$ .

(A2) If the observed agents are optimal stopping agents, then there are at least  $M \geq 2$  agents with distinct stopping costs.

*Remark:* Both assumptions are discussed after the main theorem, but let us make some preliminary remarks at this stage. (A1) implies the inverse learner observes the stopping actions chosen by a finite number ( $M$ ) of stopping agents, where each agent performs an infinite number of independent trials of Protocol 1; see discussion in Sec.2.4 for asymptotic interpretation. In Sec.5 we will consider finite sample effects where the inverse learner observes the agents performing a finite number of independent trials of Protocol 1. (A2) is necessary for the inverse optimal stopping problem to be well-posed.

The finite assumption on  $\mathcal{M}$  in (A1) imposes an important restriction on our IRL task of identifying optimality of stopping agents, namely “relative optimality”.

**Definition 2 (Relative Optimality.)**  $(\Xi, \mathcal{C}, \{s_m(x, a), \mu_m, m \in \mathcal{M}\})$  comprises relatively optimal Bayesian stopping agents (see Fig. 1) iff (6) and the following inequalities hold

$$J(\mu_m, s_m) \leq \min_{\mu \in \{\mu_n, n \in \mathcal{M}\}} J(\mu, s_m), \quad \forall m \in \mathcal{M}. \quad (10)$$

Recall  $J(\cdot)$  is the agent's expected cumulative cost (8).

The motivation for relative optimality will be apparent from Theorem 1 below which shows that the inverse learner can at best identify if the dataset  $\mathcal{D}_M$  is generated by stopping agents with *relatively* optimal stopping strategies.

We now present our first main result for our IRL framework. The result specifies a set of inequalities that are simultaneously *necessary* and *sufficient* for the agents observed by the inverse learner to be relatively optimal in the sense of (10).

**Theorem 1 (IRL for Bayesian stopping (Caplin and Dean, 2015))** *Consider the inverse learner with dataset  $\mathcal{D}_M$  (9) obtained from the set of Bayesian agents  $\mathcal{M}$ . Assume (A1), (A2) holds. Then:*

1. *Identifiability: The inverse learner can at best identify if the dataset  $\mathcal{D}_M$  is generated by stopping agents with relatively optimal stopping strategies (Definition 2).*
2. *Existence:  $\mathcal{M}$  is a collection of relatively optimal Bayesian stopping agents, if and only if there exists a feasible solution to the following convex (in stopping costs) inequalities:*

$$\text{Find } s_m(x, a) \in \mathbb{R}_+ \forall m \in \mathcal{M} \text{ s.t.}$$

$$\text{NIAS}(\mathcal{D}_M, \{s_m(x, a), x \in \mathcal{X}, a \in \mathcal{A}, m \in \mathcal{M}\}) \leq 0, \quad (11)$$

$$\text{NIAC}(\mathcal{D}_M, \{s_m(x, a), x \in \mathcal{X}, a \in \mathcal{A}, m \in \mathcal{M}\}) \leq 0. \quad (12)$$

The NIAS (No Improving Action Switches) and NIAC (No Improving Action Cycles) inequalities are defined in (22), (18), and are convex in the stopping cost  $s_m(x, a), m \in \mathcal{M}$ .

### 3. Reconstruction of costs:

- (a). *The set-valued IRL estimate of agents' stopping costs is the set of all feasible solutions to the NIAS and NIAC inequalities.*
- (b). *For a feasible set of stopping costs  $\{s_m, m \in \mathcal{M}\}$ , the set-valued IRL estimate of the expected cumulative continue costs  $\{C_m, m \in \mathcal{M}\}$  is the set of all feasible solutions to the following linear (in  $\{C_m, m \in \mathcal{M}\}$ ) inequalities:*

$$\text{SUMCOST}(\{p_m(a|x), s_m(x, a), m \in \mathcal{M}\}, \pi_0) \leq 0, \quad (13)$$

where SUMCOST is defined in (14). ■

Theorem 1 is proved in Appendix A. It says that identifying if a set  $\mathcal{M}$  of Bayesian stopping agents is relatively optimal and then reconstructing their costs is equivalent to solving a convex feasibility problem. Theorem 1 provides a constructive procedure for the inverse learner to generate set valued estimates of the stopping cost  $s_m(x, a)$  and expected cumulative continue cost  $C_m$  for all agents  $m \in \mathcal{M}$ . Algorithms for convex feasibility such as interior points methods (Boyd and Vandenberghe, 2004) can be used to check feasibility of (11,12) and construct a feasible solution.

Assertion 3(b) of Theorem 1 mentioned the inequalities SUMCOST. Here we define these inequalities. For a feasible set of stopping costs  $\{s_m(x, a), m \in \mathcal{M}\}$ , the inverse learner uses the relative optimality of stopping strategies (7) to estimate the expected cumulative continue costs of the agents. Specifically, the inverse learner solves the following linear feasibility problem:

Find positive reals  $C_1, C_2, \dots, C_M$  s.t.

$$\text{SUMCOST} : \mathbb{E}_{\pi_0} \{ \mathbb{E}_{p_m(a|x)} \{ s_m(x, a) | x \} \} + C_m \leq \mathbb{E}_{p_n(a)} \{ \min_{a' \in \mathcal{A}} \mathbb{E}_x \{ s_m(x, a') | a \} \} + C_n \quad (14)$$

The RHS in (14) is the expected cumulative stopping cost of agent  $n$  given agent  $m$ 's stopping costs which together with the expected continue cost performs worse than agent  $m$ 's stopping strategy due to relative optimality.

## 2.4 Discussion of (A1), (A2) and Relative Optimality

### (A1)

To motivate (A1), suppose for each agent  $m \in \mathcal{M}$ , the inverse learner records the true state  $x_{k,m}^o$ , stopping action  $a_{k,m}$  and stopping time  $\tau_k(\mu_m)$  over  $k = 1, 2, \dots, K$  independent trials. Then the pmf  $p_m(a|x)$  in (9) is the limit pmf of the empirical pmf  $\hat{p}_m(a|x)$  as the number of trials  $K \rightarrow \infty$

$$\hat{p}_m(a|x) = \frac{\sum_{k=1}^K \mathbb{1}\{x_{k,m}^o = x, a_{k,m} = a\}}{\sum_{k=1}^K \mathbb{1}\{x_{k,m}^o = x\}}. \quad (15)$$

Specifically, since for each  $m \in \mathcal{M}$  the sequence  $\{x_{k,m}^o, a_{k,m}\}$  is i.i.d for  $k = 1, 2, \dots, K$ , by Kolmogorov's strong law of large numbers, as the number of trials  $K \rightarrow \infty$ ,  $\hat{p}_m(a|x)$  converges with probability 1 to the pmf  $p_m(a|x)$ . In the remainder of the paper (apart from Sec.5), we will work with the asymptotic dataset  $\mathcal{D}_M$  for IRL. In Sec. 5 we analyze the effect of finite sample size  $K$  on the inverse learner using concentration inequalities.

### (A2)

(A2) is necessary for the identification of relatively optimal stopping behavior to be well-posed. Suppose (A2) does not hold. Then, for  $M = 2$  and true stopping costs  $s_1 = s_2$ , we have  $p_1(a|x) = p_2(a|x)$  in  $\mathcal{D}_M$ . This implies the set of feasible solutions  $(C_1, C_2)$  for the feasibility inequality (14) is the set  $\{(C_1, C_2) : C_1 = C_2, C_1, C_2 \in \mathbb{R}_+\}$ . Hence, (A2) ensures identifiability<sup>2</sup>

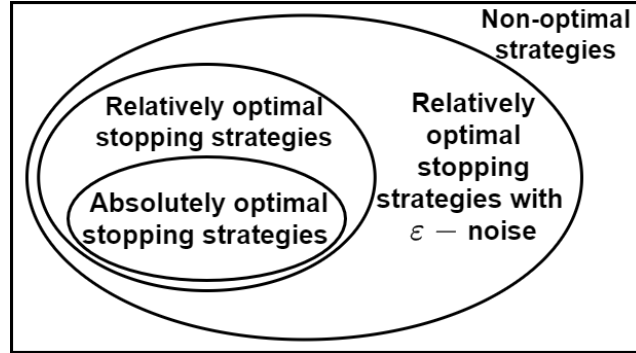


Figure 1: Given tuple  $(\Xi, \mathcal{C}, \{s_m(x, a), m \in \mathcal{M}\})$ , the set of relatively optimal stopping strategies (10) contain the absolutely optimal stopping strategies defined by (6), (7). Such strategies can be obtained by small perturbations of the absolute optimal strategies such that each agent's strategy still performs better than that of any other agent in  $\mathcal{M}$ . Like Sec. 2, Sec. 3 and 4, deals with identifying such relatively optimal strategies for the SHT and search problems. In Sec. 5, we will detect if the agent strategies corrupted by noise (due to finite sample constraints) belong to the set of relatively optimal strategies.

2. The condition  $M = 1$  (or equivalently,  $M = 2$  with equal stopping costs) is analogous to probing an agent with the same probe vector in classical revealed preferences (Afriat, 1967; Varian, 2012). The obtained dataset of probes and responses can be rationalized by any concave, locally non-satiated, monotone utility function thus leading to loss of identifiability of the agent's utilities.

## RELATIVE OPTIMALITY

Relative optimality (Definition 2) is a weaker notion of optimality (see Fig. 1) compared to absolute optimality in Definition 1. Given the dataset  $\mathcal{D}_M$  from a finite number of agents (A1), the inverse learner can at best identify relative optimality. If the agents that generate  $\mathcal{D}_M$  are indeed optimal stopping agents (6), (7), their stopping strategies automatically satisfy relative optimality. But (A1), implies that the inverse learner can identify them as relatively optimal stopping agents and not absolutely optimal.

## UNOBSERVABILITY OF AGENT COSTS

The inverse learner does not know the agents' observation sequences  $\{y_{1:\tau}, m \in \mathcal{M}\}$ , observation likelihood  $B$  or the continue cost  $\mathcal{C}$ . Otherwise the IRL task is equivalent to using (6), (10) to reconstruct the costs. Given partial information about the continue cost, how to formulate feasibility constraints for the inverse learner to identify optimal stopping behavior? The set of NIAC inequalities (12) that require the action selection policies as input is a surrogate to the set of NIAC\* inequalities that take in the unobserved stopping strategies as input for ensuring relative optimality of the agents. However, when the continue cost is known exactly to the inverse learner as discussed in Sec. 3, the action selection policies with the prior  $\pi_0$  are sufficient statistics for the NIAS and NIAC\* inequalities that the inverse learner can use to estimate the agent stopping costs for the sequential hypothesis testing (SHT) problem.

### 2.5 Discussion of Theorem 1

We now discuss the implications of Theorem 1 and provide intuition behind NIAS and NIAC inequalities (11), (12).

#### 2.5.1 NECESSITY AND SUFFICIENCY

The NIAS and NIAC conditions (11), (12) are necessary and sufficient for identifying relatively optimal stopping behavior. This makes Theorem 1 a remarkable result. If no feasible solution exists, then the dataset  $\mathcal{D}_M$  cannot be rationalized by agents performing relatively optimal Bayesian stopping. Also, if there exists a feasible solution, then the dataset  $\mathcal{D}_M$  must be generated by relatively optimal stopping agents (Definition 2).

#### 2.5.2 SET VALUED ESTIMATES VS POINT ESTIMATE

An important consequence of Theorem 1 is that the reconstructed utilities are set-valued estimates rather than point valued estimates even though the dataset  $\mathcal{D}_M$  has  $K \rightarrow \infty$  samples. Put differently, all points in the feasible set explain the dataset  $\mathcal{D}_M$  equally well. Hence a point valued estimate is not useful for our purpose.

#### 2.5.3 CONSISTENCY OF SET-VALUED ESTIMATE

The necessity proof of Theorem 1 implies that if the agents are optimal stopping agents, then the true stopping costs are feasible wrt the convex NIAS and NIAC inequalities. Hence, the IRL procedure is consistent in that the true costs belong to the set of feasible solutions to the NIAS and NIAC inequalities.

#### 2.5.4 INTUITION BEHIND NIAS AND NIAC

The inequalities (6), (10) for relatively optimal stopping agents can be written in abstract notation as (16), (17), respectively, as shown below

$$\text{NIAS}(\{\{p(y_{1:\tau(\mu_m)}|x), x \in \mathcal{X}\}, s_m, m \in \mathcal{M}\}, \pi_0) \leq 0, \quad (16)$$

$$\text{NIAC}^*(\{\{p(y_{1:\tau(\mu_m)}|x), x \in \mathcal{X}\}, s_m, C_m, m \in \mathcal{M}\}, \pi_0) \leq 0. \quad (17)$$

Eq. (11) in Theorem 1 is obtained by replacing the unknown likelihood  $p(y_{1:\tau(\mu_m)}|x)$  in (16) with the known action selection policy  $p_m(a|x)$ . As discussed in the proof (Appendix A),  $p_m(a|x)$  is a noisy measurement of  $p(y_{1:\tau(\mu_m)}|x)$ .

The NIAC inequality (12) is a surrogate for (17); it ensures that each agent's stopping time performs better than that of any other agent when the stopping cost is kept constant. The set of NIAC inequalities are defined as follows.

**Definition 3 (NIAC Inequalities)** *Given dataset  $\mathcal{D}_M$  and stopping costs  $\{s_m(x, a), m \in \mathcal{M}\}$ , the following holds for any set of agent indices  $\widehat{\mathcal{M}} = \{m_1, m_2, \dots, m_l\} \subseteq \mathcal{M}$ ,*

$$\sum_{m \in \widehat{\mathcal{M}}} \left( \mathbb{E}_{p_m(a)} \left\{ \max_{a' \in \mathcal{A}} \mathbb{E}_x \{s_m(x, a) - s_{m+1}(x, a') | a\} \right\} \right) \leq 0, \quad (18)$$

where  $m_k + 1 = m_{k+1}$  if  $k < l$  and  $m_l + 1 = m_1$ .

The NIAC inequality considers the surrogate expected stopping cost which is obtained by using  $p_m(a|x)$  instead of  $p(y_{1:\tau(\mu_m)}|x)$  in the expected stopping cost definition (8). It says that the cumulative surrogate stopping cost is smaller than that obtained by shuffling the action selection policies among the agents.

Note that in Definition 3 unlike (17), the NIAC inequality does not contain the (unknown) expected cumulative continue costs as an argument. The necessity of the NIAC inequality to hold for (17) to hold can be shown trivially. However, for sufficiency, it will be shown in Appendix A that if NIAC inequality holds, then there exist positive reals  $\{C_m, m \in \mathcal{M}\}$  that satisfy the inequality (17), thereby showing the existence of relatively optimal stopping agents that generate  $\mathcal{D}_M$  which is precisely the objective of Theorem 1.

#### 2.5.5 PRIVATE AND PUBLIC BELIEFS

The stopping belief  $\pi_\tau$  in (7) can be interpreted as the *private belief* evaluated by the agent after measuring  $y_{1:\tau}$  in the sense of Bayesian social learning (Krishnamurthy, 2016). Since  $\pi_\tau$  is unavailable to the inverse learner, it uses the *public belief*  $p(x|a)$  as a result of the agent's stop action to estimate the agent's costs.

### 2.6 Outline of Proof of Theorem 1

The proof of Theorem 1 in Appendix A involves two main ideas. The first key idea is to specify a fictitious likelihood  $\mathbb{P}_\mu(\tilde{y}_\pi|x)$  parametrized by the stopping strategy so that given strategy  $\mu$ , observation likelihood  $B$  and prior  $\pi_0$ , the observation trajectory  $y_{1:\tau}$  of the stopping time problem yields an identical stopping belief  $\pi_\mu$ , i.e.,

$$\mathbb{P}(\tilde{y}_\pi|x, \mu) = \mathbb{P}(\{y_{1:\tau}\} : \pi_\tau = \pi|x).$$

A more precise statement is given in (65). In other words, a one-step Bayesian update using the likelihood  $\mathbb{P}(\tilde{y}_\pi | x, \mu)$  is equivalent to the multi-step Bayesian update (2) of the state till the stopping time. This idea is shown in Fig. 2. Recall that the cumulative expected cost of the agent comprises two components, the stopping cost and cumulative continue cost. A useful property of this fictitious likelihood is that it is a sufficient statistic for the expected stopping cost  $G(\cdot)$ .

The second main idea is to formulate the agent's expected cumulative cost using the observed action selection policy  $p(a|x)$  of the agent instead of the unobserved fictitious likelihood  $p(y_{1:\tau(\mu_m)}|x)$  that determines the expected stopping cost.  $p_m(a|x)$  (9) is a stochastically garbled (noisy) version of  $p(y_{1:\tau(\mu_m)}|x)$ . We use this concept to formulate the NIAS and NIAC inequalities whose feasibility given  $\mathcal{D}_M$  is necessary and sufficient for relatively optimal stopping behavior.

Showing that feasibility of the NIAS and NIAC inequalities (11), (12) is a necessary condition for the existence of relatively optimal stopping agents (6), (10) is straightforward. The key idea in the sufficiency proof is to note that the elements of the garbling matrix that maps the fictitious observation likelihood to the action selection policy is unknown to the inverse learner. Hence, the inverse learner can arbitrarily assume  $p_m(a|x)$  to be an accurate measurement of  $p(y_{1:\tau(\mu_m)}|x)$ . We then show that for a feasible set of viable stopping costs  $\{s_m(x, a), C_m, m \in \mathcal{M}\}$  that satisfy the NIAS and NIAC inequalities, there exist a set of positive reals  $\{C_m, m \in \mathcal{M}\}$  that satisfy (6), (10) with the  $m^{\text{th}}$  agent's expected cumulative continue cost set to  $C_m$ .

The NIAS and NIAC inequalities are convex in the stopping costs  $s_m, m \in \mathcal{M}$ . The inverse learner can solve for these convex feasibility constraints to obtain a feasible solution. Thus, we have a constructive IRL procedure for reconstructing the stopping and expected cumulative continue costs for the inverse optimal stopping time problem.

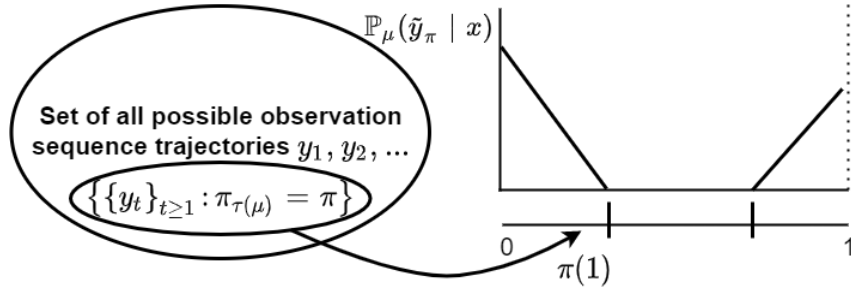


Figure 2: Schematic illustration of first main idea of proof of Theorem 1 for the case when  $X = 2$ . The key idea is to construct a fictitious observation likelihood  $\mathbb{P}_\mu(\tilde{y}_\pi | x)$  for compact representation of the agent's expected stopping cost. The probability of generating the fictitious observation  $\tilde{y}_\pi$  is equal to the probability of a sequence of observations yielding a stopping belief  $\pi$  for a given stopping time  $\mu$ .

## 2.7 Summary

This section has laid the groundwork for IRL of Bayesian stopping time agents. Specifically, we discussed the dynamics of the Bayesian stopping time agent and optimal stopping time agents. We then described the IRL problem that the inverse learner aims to solve. Theorem 1 gave a necessary and sufficient condition for a collection of stopping time agents to be relatively optimal stopping

when their decisions are observed by the inverse learner. The optimal agent's stopping cost can be estimated by solving a convex feasibility problem. Theorem 1 forms the basis of the IRL framework in this paper.

### 3. Example 1. Inverse Reinforcement Learning (IRL) for Sequential Hypothesis Testing (SHT)

We now discuss our first example of IRL for an optimal Bayesian stopping time problem, namely, *inverse* Sequential Hypothesis Testing (SHT). Our main result below (Theorem 2) specifies a necessary and sufficient condition for IRL in SHT. Unlike the general stopping problem in Sec.2.3, the continue cost in the SHT problem can be chosen as 1 without loss of generality. This additional structure implies that the inverse learner can reconstruct the SHT misclassification costs by solving a linear feasibility problem.

#### 3.1 Sequential Hypothesis Testing (SHT) Problem

Let  $y_1, y_2, \dots$  be a sequence of i.i.d observations. Suppose an agent knows that the pdf of  $y_i$  is either  $p(y|x=1)$  or  $p(y|x=2)$ . The aim of classical SHT is to decide sequentially on whether  $x=1$  or  $x=2$  by minimizing a combination of the continue (measurement) cost and misclassification cost.

The SHT problem is a special case of the optimal Bayesian stopping problem discussed in Sec. 2.2. In analogy to Sec. 2.2, we now define a set of SHT agents.

**Definition 4 (SHT agents)** *A set  $\mathcal{M}$  of SHT agents is a special case of a set of optimal stopping agents (Definition 1) with:*

- $\mathcal{X} = \{1, 2\}$ .
- $\mathcal{Y} \subset \mathbb{R}$ .
- $\mathcal{A} = \mathcal{X}$ .
- $s_m(x, a)$  is the  $m^{\text{th}}$  SHT agent's stopping cost parametrized by misclassification costs  $(\bar{L}_{m,1}, \bar{L}_{m,2})$ .

$$s_m(x, a) = \begin{cases} \bar{L}_{m,1}, & \text{if } x=1, a=2, \\ \bar{L}_{m,2}, & \text{if } x=2, a=1, \\ 0, & \text{if } x=a \in \{1, 2\}. \end{cases}$$

- $\mathcal{C} = \{c_t\}_{t \geq 0}$ ,  $c_t(x) = c \in \mathbb{R}^+$ ,  $\forall x \in \mathcal{X}$  is the constant continue cost.
- $\{\mu_m, m \in \mathcal{M}\}$  are the SHT stopping strategies of the agents in  $\mathcal{M}$  defined below.

The SHT stopping strategies in the above definition satisfy the optimality conditions in Definition 1 and can be computed using stochastic dynamic programming (Krishnamurthy, 2016). The solution for the  $m^{\text{th}}$  agent is well-known (Lovejoy, 1987) to be a stationary policy with the following threshold rule parameterized by  $\alpha_m, \beta_m \in (0, 1)$ .

$$\mu_m(\pi) = \begin{cases} \text{choose action 2,} & \text{if } 0 \leq \pi(x=2) \leq \beta_m \\ \text{continue,} & \text{if } \beta_m < \pi(x=2) \leq \alpha_m \\ \text{choose action 1,} & \text{if } \alpha_m < \pi(x=2) \leq 1. \end{cases} \quad (19)$$

*Remarks:* (i) Since the SHT dynamics can be parameterized by  $c, \bar{L}_1, \bar{L}_2$ , we can set  $c=1$  without loss of generality since the optimal policy is unaffected.

(ii) In complete analogy to Sec. 2.3 for relative optimality, IRL for inverse SHT can at best identify if the observed agents are *relatively optimal* agents.

### 3.2 IRL for Inverse SHT. Main Assumptions

Suppose the inverse learner observes the actions of  $M$  Bayesian stopping agents. In addition to assumptions (A2), we assume the following about the inverse learner performing IRL for identifying SHT agents:

(A3) The inverse learner has the dataset

$$\mathcal{D}_M(\text{SHT}) = (\mathcal{D}_M, \{C_m, m \in \mathcal{M}\}), \quad (20)$$

where  $\mathcal{D}_M$  is defined in (9),  $C_m = \mathbb{E}_{\mu_m}\{\tau\}$  is the expected continue cost for SHT agent  $m$ .

(A4) The stopping strategies  $\{\mu_m, m \in \mathcal{M}\}$  are stationary strategies characterized by the threshold structure in (19).

(A5) There exist positive numbers  $\delta_1$  and  $\delta_2$ , ( $0 < \delta_1 < \delta_2 < 1$ ) such that the two conditions below are satisfied for the observed stopping agents  $\mathcal{M}$ .

$$(i) \beta_m \leq \delta_1 \leq \delta_2 \leq \alpha_m, \forall m \in \mathcal{M}, (ii) \delta_1/(1 - \delta_1) \leq \bar{L}_{m,1}/\bar{L}_{m,2} \leq \delta_2/(1 - \delta_2),$$

where  $\alpha_m, \beta_m$  are the threshold values of the stationary strategy  $\mu_m$ .

*Remarks:* (i) (A3) specifies additional information the inverse learner has for performing IRL for SHT by recording the agent decisions over  $K \rightarrow \infty$  independent trials. Since the continue cost is 1, the expected cumulative continue cost is simply the expected stopping time of the agent. The inverse learner obtains an a.s. consistent estimate of the expected stopping time by computing the sample average of the  $K$  stopping times.

(ii) (A4) and (A5) comprise partial information the inverse learner has about the stopping strategies of the agents and their observation likelihood. An important consequence is that the expected stopping cost of the SHT agent (7), which is a complicated function of the unobserved observation likelihood  $B$ , can now be formulated as a linear function of the observed agent action selection policy  $p_m(a|x)$

$$G(\mu_m, s_n) = \sum_{x,a} \pi_0(x) p_m(a|x) s_n(x, a), \quad m, n \in \mathcal{M}. \quad (21)$$

The above reformulation together with  $\mathcal{D}_M(\text{SHT})$  (20) results in a linear feasibility problem the inverse learner needs to solve for achieving IRL for SHT.

### 3.3 IRL for Inverse SHT. Main Result

Our main result below specifies a set of linear inequalities that are necessary and sufficient for the agents observed by the inverse learner to be relatively optimal SHT agents (Definition 2). Any feasible solution constitutes a viable SHT misclassification cost for the relatively optimal SHT agents.

**Theorem 2 (IRL for SHT)** *Consider the inverse learner with dataset  $\mathcal{D}_M(\text{SHT})$  (20) obtained from the set of Bayesian agents  $\mathcal{M}$ . Assume (A2)-(A5) hold. Then:*

1. Identifiability: *The inverse learner can at best identify if the dataset  $\mathcal{D}_M(\text{SHT})$  is generated by*

relatively optimal SHT agents (Definition 2).

2. Existence:  $\mathcal{M}$  is a collection of relatively optimal SHT agents, if and only if there exists a feasible solution to the following linear (in stopping costs) inequalities:

$$\begin{aligned} & \text{Find } s_m(x, a) > 0, s_m(x, x) = 0, \forall x, a \in \mathcal{X}, m \in \mathcal{M} \text{ s.t.} \\ \text{NIAS : } & \sum_{x \in \mathcal{X}} p_m(x|a)(s_m(x, a) - s_m(x, b)) \leq 0, \forall a, m. \end{aligned} \quad (22)$$

$$\begin{aligned} \text{NIAC}^* : & \sum_{x, a} \pi_0(x)(p_n(a|x) - p_m(a|x)) s_m(x, a) \\ & + C_n - C_m \geq 0, \forall m, n, m \neq n \in \mathcal{M}. \end{aligned} \quad (23)$$

3. Reconstruction: The set-valued IRL estimates of the SHT misclassification costs

$\{(\bar{L}_{2,m}, \bar{L}_{2,m}), m \in \mathcal{M}\}$  are

$$\bar{L}_{1,m} = s_m(1, 2), \bar{L}_{2,m} = s_m(2, 1) \forall m \in \mathcal{M},$$

where  $\{s_m(x, a), m \in \mathcal{M}\}$  is any feasible solution to the NIAS and NIAC\* inequalities. ■

Theorem 2 is a special instance of Theorem 1 on page 8 for identifying relatively optimal stopping agents. Theorem 2 says the inverse learner needs to solve a linear feasibility problem to identify relatively optimal SHT agents compared to a convex feasibility problem in Theorem 1. Algorithms for linear feasibility (Boyd and Vandenberghe, 2004) can be used to check feasibility of (22), (23) in Theorem 2 and construct a feasible solution.

*Remark*: Suppose the inverse learner had no information about the agents' expected continue cost. Then the feasibility NIAS and NIAC inequalities in Theorem 1 are necessary and sufficient for existence of relatively optimal SHT agents. But since this cost is known to the inverse learner due to the SHT problem structure, it can estimate the misclassification costs better. More precisely, the inverse learner can directly check for feasibility of (10) inequality using  $\mathcal{D}_M(\text{SHT})$ . The inverse learner then checks for the feasibility of the NIAS inequality (22) which is necessary and sufficient for the existence of stopping strategies that satisfy the inequality (6). This completes the IRL procedure for the inverse SHT problem in Theorem 2.

### 3.4 Numerical Example Illustrating Inverse SHT

The following numerical example illustrates Theorem 2 for inverse SHT.

*SHT Agents*. We consider  $M = 3$  SHT agents with:

- *Prior*  $\pi_0 = [0.5 \ 0.5]'$ .
- *Observation likelihood*:  $p(y|x = 1) = \mathcal{N}(1, 2)$ ,  
 $p(y|x = 2) = \mathcal{N}(-1, 2)$ , where  $\mathcal{N}(\mu, \sigma^2)$  denotes the normal distribution with mean  $\mu$  and variance  $\sigma^2$ .
- *Misclassification costs*:  
 Agent 1:  $(\bar{L}_{1,1}, \bar{L}_{1,2}) = (2, 2.5)$ , Agent 2:  $(\bar{L}_{2,1}, \bar{L}_{2,2}) = (4, 3)$ , Agent 3:  $(\bar{L}_{3,1}, \bar{L}_{3,2}) = (6, 6)$ .

*Inverse Learner specification*. Next we consider the inverse learner. We generate  $K = 10^5$  samples for the 3 agents using the above parameters. Recall from Theorem 2 that the inverse learner uses the dataset  $\mathcal{D}_M(\text{SHT})$  to perform IRL for SHT. Here

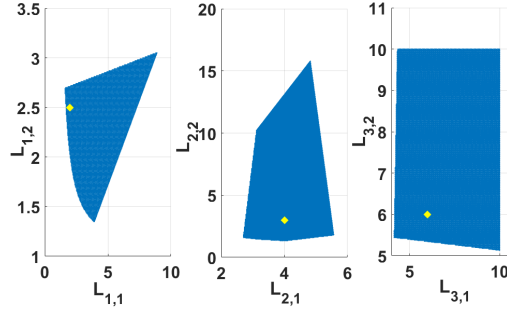


Figure 3: Inverse SHT numerical example with parameters specified in Sec. 3.4. The key observation is that the true misclassification costs (yellow points) lie in the feasible set (blue region) of costs (blue region) computed via Theorem 2. This follows from the necessity proof of Theorem 2 which says if the agents are relatively optimal SHT agents, then the true costs lie in the feasible set of costs that satisfy the NIAS and NIAC\* inequalities. Highlighting the advantage of the set-valued estimate of our IRL algorithm, we note that all points in the blue feasible region rationalize the observed stop actions of the agents equally well.

$$\mathcal{D}_M(\text{SHT}) = (\pi_0, (\hat{p}_m(a|x), \sum_{k=1}^K \tau_k(\mu_m)/K), m \in \{1, 2, 3\}), \quad (24)$$

where  $K = 10^5$ , the second and third terms are the empirically calculated action selection policy and expected stopping time for SHT agent  $m$  from the  $10^5$  generated samples.

*IRL Result.* The inverse learner performs IRL by using the dataset  $\mathcal{D}_M(\text{SHT})$  (24) to solve the linear feasibility problem in Theorem 2. The result of the feasibility test is shown in Fig. 3. The blue region is the set of feasible misclassification costs for each agent. The feasible set of costs is  $\{(\bar{L}_{m,1}, \bar{L}_{m,2}), m \in \{1, 2, 3\}\} \subseteq \mathbb{R}_+^6$ . For visualization purposes, Fig. 3 displays the feasible misclassification costs for a single agent keeping the costs for the other two agents fixed at their true values.

The true misclassification costs for each SHT agent are highlighted by a yellow point. The key observation is that these true costs belong to the set of feasible costs (blue region) computed via Theorem 2. Thus, Theorem 2 successfully performs IRL for the SHT problem and the set of feasible misclassification costs can be reconstructed as the solution to a linear feasibility problem. Also, all points in the blue feasible region of misclassification costs explain the SHT dataset  $\mathcal{D}_M(\text{SHT})$  (24) equally well.

### 3.5 Summary

Theorem 2 specified necessary and sufficient conditions for identifying relatively optimal SHT agents. These conditions constitute a linear feasibility program that the inverse learner can solve to estimate SHT misclassification costs of the agents. Due to the structure of the SHT problem, the inverse learner has additional information about the agents. So the IRL task of solving the inverse SHT problem is more structured than the inverse optimal stopping problem in Sec. 2.

## 4. Example 2. Inverse Reinforcement Learning (IRL) for Optimal Search

In this section, we present a second example of IRL for an optimal Bayesian stopping time problem, namely, *inverse* Bayesian Search. In the search problem, a Bayesian agent sequentially searches over a set of target locations until a static (non-moving) target is found. The optimal search problem is a special case of a Bayesian multi-armed bandit problem.

The optimal search problem is a modification of the sequential stopping problem in Sec. 2 with the following changes.

- There is only 1 stop action but multiple continue actions, namely, which of the  $X$  locations to search at each time. We will call the continue actions as search actions, or simply, actions.
- The observation likelihood  $B$  depends both on the true state  $x^o$  and the continue action  $a$ .

Suppose an inverse learner observes the decisions of a collection of Bayesian search agents. The aim of the inverse search problem is to identify if the search actions of the agents are optimal and if so, estimate their search costs. Our main IRL result for Bayesian search (Theorem 3 below) gives a necessary and sufficient condition for identifying optimal search agents as equivalent to the existence of a feasible solution to a set of linear inequalities.

### 4.1 Optimal Bayesian Search Agents

Suppose an agent searches for a target location  $x \in \mathcal{X}$ . When the agent chooses action  $a \in \mathcal{X}$  to search location  $a$ , it obtains an observation  $y$ . Assume the agent knows the set of conditional pmfs of  $y$ , namely,  $\{p(y|x^o = x), x \in \{1, 2, \dots, X\}\}$ . The aim of optimal search is to decide sequentially which location to search at each time so as to minimize the cumulative search cost until the target is found.

We define a set of  $M$  optimal Bayesian search agents as

$$\Xi_{opt} = (\mathcal{X}, \pi_0, \mathcal{Y}, \mathcal{A}, \alpha, \{l_m, \mu_m, m \in \mathcal{M}\}) \quad (25)$$

where

- $\mathcal{X} = \{1, 2, \dots, X\}$  is a finite set of states (target locations).
- At time 0, the true state  $x^o \in \mathcal{X}$  is sampled from prior pmf  $\pi_0$ . This location  $x$  is not known to the agents but is known to the inverse learner (performing IRL).
- $\mathcal{Y} = \{0, 1\}$ , where  $y = 1$  (found) and  $y = 0$  (not found) after searching a location.
- $\mathcal{A} = \mathcal{X}$ ,  $a \in \mathcal{A}$  is the location searched by the agent.
- Agent  $m$  incurs instantaneous cost  $l_m(a) > 0$  for searching location  $a$ .
- $\alpha = \{\alpha(a), a \in \mathcal{A}\}$ ,  $\alpha(a)$  is the reveal probability for location  $a$ , i.e., the probability that the target is found when any agent  $m \in \mathcal{M}$  searches the target location ( $x = a$ ).  $\alpha$  characterizes the action dependent observation likelihood  $B(y, x, a)$ .

$$B(y, x, a) = p(y|x, a) = \begin{cases} \alpha(a), & y = 1, x = a \\ 1 - \alpha(a), & y = 0, x = a \\ 1, & y = 0, x \neq a. \end{cases} \quad (26)$$

We emphasize that the reveal probabilities are the same for all agents in  $\mathcal{M}$ .

- $\{\mu_m, m \in \mathcal{M}\}$  are the optimal search strategies of the agents in  $\mathcal{M}$  that operates sequentially on a sequence of observations  $y_1, y_2, \dots$  as discussed below in Protocol 2.

**Protocol 2** *Sequential Decision-making protocol for Search:*

1. Generate  $x^o \sim \pi_0$  at time  $t = 0$ .
2. At time  $t \geq 1$ , agent records observation  
 $y_t \sim B(\cdot, a_{t-1}, x^o)$ .
3. If  $y_t = 1$ , then stop, else if  $y_t = 0$ ,
  - (i) Update belief  $\pi_{t-1} \rightarrow \pi_t$  (described below).
  - (ii) For search policy  $\mu$ , agent takes action  $a_t = \mu(\pi_t)$ . (Note the first action is taken at time  $t = 0$ , while the first observation is at  $t = 1$ ).
  - (iii) Set  $t = t + 1$  and go to Step 2.

**Belief Update:** Let  $\mathcal{F}_t$  denote the sigma-algebra generated by the action and observation sequence  $\{a_1, y_1, \dots, a_t, y_t\}$ . The agent updates belief  $\pi_t = \mathbb{P}(x^o = x | \mathcal{F}_t)$ ,  $x \in \mathcal{X}$  using Bayes formula as

$$\pi_t = \frac{B(y_t, a_{t-1})\pi_{t-1}}{\mathbf{1}' B(y_t, a_{t-1})\pi_{t-1}}, \quad (27)$$

where  $B(y, a) = \text{diag}(\{B(y, x, a), x \in \mathcal{X}\})$ . The belief  $\pi_t$  is an  $X$ -dimensional probability vector belonging to the  $(X - 1)$  dimensional unit simplex (3).

**Remark:** (1) The search agent's stopping region comprises a set of  $X$  points, where each point corresponds to a distinct edge of the  $X - 1$  dimensional unit simplex.  
 (2) The agent first takes an action then realizes the observation.

We define the random variable  $\tau$  as the time when the agent stops when using the search strategy  $\mu$  (30).

$$\tau = \inf \{t > 0 \mid y_t = 1\} \quad (28)$$

Clearly, the set  $\{\tau = t\}$  is measurable wrt  $\mathcal{F}_t$ , hence, the random variable  $\tau$  is adapted to the filtration  $\{\mathcal{F}_t\}_{t \geq 0}$ . Below, we define the optimal search strategies  $\{\mu_m, m \in \mathcal{M}\}$ .

**Definition 5 (Search Strategy Optimality)** *The optimal search strategies of Bayesian search agents  $\mathcal{M}$  operating according to Protocol 2 minimize the cumulative expected search cost for each agent till the target is found. These strategies can be computed by solving a stochastic dynamic programming problem (Krishnamurthy, 2016). The result is well known to be a stationary policy as defined below.*

$$J(\mu_m, l_m) = \min_{\mu} J(\mu, l_m) = \mathbb{E}_{\mu} \left\{ \sum_{t=0}^{\tau-1} l_m(\mu(\pi_t)) \right\}, \quad (29)$$

$$\mu_m(\pi) = \operatorname{argmax}_{a \in \mathcal{A}} \left( \frac{\pi(a)\alpha}{l_m(a)} \right). \quad (30)$$

Here,  $\mathbb{E}_{\mu}\{\cdot\}$  denotes expectation parametrized by  $\mu$  induced by the probability measure  $\{a_t, y_{t+1}\}_{t=1}^{\tau-1}$  and  $J(\cdot)$  denotes the cumulative expected search cost and  $\mu$  belongs to the class of stationary search strategies.

*Remark.* (1) Note that the minimization in (29) is over stationary search strategies. It is well known that the minimizing search strategy has as a threshold structure (Krishnamurthy, 2016). Since the set of all threshold strategies forms a compact set, we can replace the  $\inf$  in (7) by  $\min$  in (29).

(2) Since the expected cumulative cost of an agent depends only on the search costs (for constant reveal probabilities), we can set  $l_m(1) = 1$ ,  $\forall m \in \mathcal{M}$  WLOG.

*Relation to Multi-armed Bandits:* Optimal search for a stationary target is a special case of a Bayesian multi-armed bandit problem. The term  $\pi(a)\alpha(a)/l(a)$  in (30) is the *Gittins index* (Gittins, 1979) for the search problem, and the optimal policy for the agents is to search the location with the highest Gittins index at each time  $t$ . Hence, our IRL result in Theorem 3 below for estimating search costs can be used to perform IRL for Bayesian multi-armed bandits.

## 4.2 IRL for Inverse Search. Main Result

In this subsection, we provide an inverse learner centric view of the Bayesian stopping time problem and the main IRL result for inverse search. Suppose the inverse learner observes  $M$  search agents where each agent performs several independent trials of Protocol 2 for Bayesian sequential search. We make the following assumptions about the inverse learner performing IRL to detect if  $\mathcal{M}$  comprises relatively optimal search agents.

(A6) The inverse learner knows the dataset

$$\mathcal{D}_M(\text{Search}) = (\pi_0, \{g_m(a, x), m \in \mathcal{M}\}). \quad (31)$$

Here,  $g_m(a, x)$  is the average number of times agent  $m$  searches location  $a$  when the target is in  $x$ .

$$g_m(a, x) = \mathbb{E}_{\mu_m} \left\{ \sum_{t=1}^{\tau} \mathbb{1}\{\mu_m(\pi_t) = a\} | x \right\}. \quad (32)$$

We call  $g_m(a, x)$  as the  $m^{\text{th}}$  agent's *action search policy*.

(A7) If the agents are optimal search agents, then there are at least  $M \geq 2$  agents with distinct search costs.

*Remarks:* (A6) is discussed after the main result. In complete analogy to (A2), (A7) is needed for identifiability of the search costs. We emphasize that the inverse learner only has the average number of times any agent searches a particular location. The inverse learner does not know the stopping time or the order in which the agents search the locations.

In analogy to Sec. 2, the inverse learner can only identify if the observed agents  $\mathcal{M}$  are relatively optimal search agents as discussed below. The inverse learner cannot identify absolute optimality in the sense of (30) in Definition 5 due to a finite number of observed strategies  $\{\mu_m, m \in \mathcal{M}\}$ .

**Definition 6 (Relative Optimality for Search)** *The Bayesian search agents parametrized by the tuple  $\Xi_{\text{opt}}$  comprise relatively optimal search agents (see Fig. 1) iff (10) holds.*

$$\mu_m = \underset{\mu \in \{\mu_n, n \in \mathcal{M}\}}{\operatorname{argmin}} J(\mu, l_m(a)) \quad (33)$$

In complete analogy with (10) in Definition 2,  $J(\cdot)$  in the above equation is the expected cumulative search cost of the agent.

We are now ready to present our main IRL result for the inverse search problem. The result specifies a set of linear inequalities that are simultaneously necessary and sufficient for the search agents  $\mathcal{M}$  to be relatively optimal search agents ( (33) in Definition 6).

**Theorem 3 (IRL for Bayesian Search)** *Consider the inverse learner with dataset  $\mathcal{D}_M(\text{Search})$  (31) obtained from the search agents  $\mathcal{M}$ . Assume (A6) holds. Then:*

1. Identifiability: *The inverse learner can identify if the dataset  $\mathcal{D}_M(\text{Search})$  is generated by relatively optimal search agents (Definition 6).*
2. Existence:  *$\mathcal{M}$  is a collection of relatively optimal search agents, if and only if there exists a feasible solution to the following linear (in search costs) inequalities:*

$$\begin{aligned} &\text{Find } l_m(a) \in \mathbb{R}_+, l_m(1) = 1, \text{ s.t. } \text{NIAC}^\dagger(\mathcal{D}_M(\text{Search})) \leq 0, \text{ where} \\ &\text{NIAC}^\dagger : \sum_{x \in \mathcal{X}} \pi_0(x) (g_m(a, x) - g_n(a, x)) l_m(a) < 0 \forall m \neq n \in \mathcal{M}. \end{aligned} \quad (34)$$

3. Reconstruction: *The set-valued IRL estimate of the agent's search costs is the set of all feasible solutions to the  $\text{NIAC}^\dagger$  inequalities. ■*

The proof of Theorem 3 is in Appendix B. Theorem 3 provides a set of linear inequalities whose feasibility is equivalent to relative optimality of Bayesian search. Note that Theorem 3 uses the search action policies  $\{p_m(a|x), m \in \mathcal{M}\}$  to construct the expected cumulative search costs of the agents and verify if the relative optimality equation (33) for Bayesian search holds. The key idea for the IRL result is to express the expected cost of the search agent  $m$  in terms of its action search policy  $g_m(a, x)$  31. Algorithms for linear feasibility such as the simplex method (Boyd and Vandenberghe, 2004) can be used to check feasibility of (34) in Theorem 3) and construct a feasible set of search costs for the relatively optimal search agents.

### 4.3 Discussion of Assumption (A6)

To motivate (A6), suppose for each agent  $m \in \mathcal{M}$ , the inverse learner records the state  $x_{k,m}$  and actions  $\{a_{1:\tau_{k,m},k,m}\}$  over  $k = 1, 2, \dots, K$  independent trials. Then, the variable  $g_m(a, x)$  in  $\mathcal{D}_M(\text{Search})$  (31) is the limit pmf of the empirical pmf  $\hat{g}_m(a, x)$  as the number of trials  $K \rightarrow \infty$ .

$$\hat{g}_m(a, x) = \frac{\sum_{k=1}^K \sum_{t=1}^{\tau_{k,m}} \mathbb{1}\{x_{k,m} = x, a_{t,k,m} = a\}}{\sum_{k=1}^K \mathbb{1}\{x_{k,m} = x\}}. \quad (35)$$

In complete analogy to Sec. 2.4, almost sure convergence holds by Kolmogorov's strong law of large numbers.  $g_m(a, x)$  is the average number of times agent  $m$  searches location  $a$  when the target is in location  $x$ . More formally, for a fixed state  $x$ ,  $g_m(a, x)$  is the number of times the posterior belief of the agent  $m$  visits the region in the unit simplex of pmfs where it is optimal to choose action  $a$ . In Appendix B, we discuss how the action search policy  $g_m(a, x)$  can be used to express the  $m^{\text{th}}$  agent's cumulative expected search cost (29).

*Remark:* Analogous to the action selection policy (15) for stopping problems with multiple stopping actions, the inverse learner uses the action search policy to identify Bayes optimality in stopping problems with multiple continue actions (and single stop action) and estimate the continue costs.

#### 4.4 Numerical Example Illustrating Inverse Search

The following numerical example illustrates Theorem 2 for inverse SHT.

*Search Agents.* We consider  $M = 3$  search agents with:

- *Prior*  $\pi_0 = [1/3 \ 1/3 \ 1/3]'$ .
- *Search locations:*  $X = A = 3$ .
- *Reveal probability:*  $\alpha(1) = 0.7, \alpha(2) = 0.68, \alpha(3) = 0.6$ .
- *Search costs:*
  - Agent 1:  $l_1(1) = 1, l_1(2) = 3, l_1(3) = 4$ ,
  - Agent 2:  $l_2(1) = 1, l_2(2) = 1, l_2(3) = 2$ ,
  - Agent 3:  $l_3(1) = 1, l_3(2) = 0.5, l_3(3) = 3$ .

(Recall that WLOG the search cost  $l_m(1)$  can be set to 1 for all  $m \in \{1, 2, 3\}$ .)

*Inverse Learner specification.* Next we consider the inverse learner. We generate  $K = 10^6$  samples for the 3 agents using the above parameters. Recall from Theorem 3 that the inverse learner uses the dataset  $\mathcal{D}_M(\text{Search})$  to perform IRL for search. Here

$$\mathcal{D}_M(\text{Search}) = (\pi_0, (\hat{g}_m(a, x), m \in \{1, 2, 3\})), \quad (36)$$

where  $K = 10^6$ , the second term is the empirically calculated action search policy (35) for search agent  $m$  from the  $10^6$  generated samples.

*IRL Result.* The inverse learner performs IRL by using the dataset  $\mathcal{D}_M(\text{Search})$  (36) to solve the linear feasibility problem in Theorem 3. The result of the feasibility test is shown in Fig. 4. The blue region is the set of feasible search costs for each agent. The feasible set of costs is  $\{(l_m(2), l_m(3), m \in \{1, 2, 3\}) \subseteq \mathbb{R}_+^6$ . For visualization purposes, Fig. 3 displays the feasible search costs for each agent in a different sub-figure.

The true search costs for each search agent is highlighted by a yellow point. The key observation is that these true costs belong to the set of feasible costs (blue region) computed via Theorem 3. Thus, Theorem 3 successfully performs IRL for the search problem and the set of feasible search costs can be reconstructed as the solution to a linear feasibility problem.

### 5. Finite Sample Performance Analysis of IRL Decision Test

Thus far, our IRL framework assumes (A1), namely that the inverse learner has access to infinite trials of the  $M$  stopping agents in order to solve the convex feasibility problem in Theorem 1. Suppose the inverse learner records only a finite number of trials and constructs its IRL dataset (5) comprising the agents' prior and empirically computed action selection policies. In this section, we address the following question: *How robust is the IRL decision test in Theorem 1 to finite sample datasets?* We view Theorem 1 as a detector that takes in as input a noisy (empirical) dataset and outputs whether or not the observed agents are relatively optimal stopping agents. Our aim is to provide bounds on the error probability of incorrect detection in terms of the number of trials recorded by the inverse learner. We then obtain finite sample IRL results for the examples of inverse SHT and inverse search.

#### 5.1 Finite Sample Statistical Test for IRL

Suppose the inverse learner observes the actions of  $M$  Bayesian stopping agents. In addition to assumption (A2) on page 7, we assume the following about the inverse learner for our finite sample result stated below.

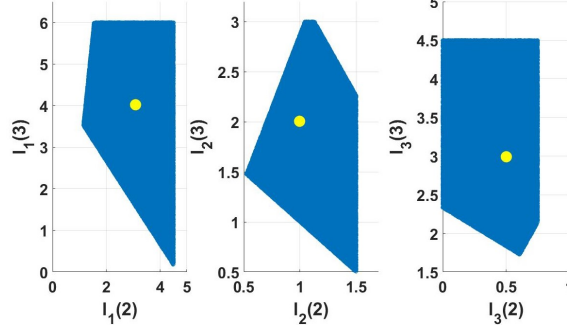


Figure 4: Numerical example for inverse search with parameters specified in Sec. 4.4. The key observation is that the true search costs (yellow points) lie in the feasible set (blue region) of costs (blue region) computed via Theorem 3. This follows from the necessity proof of Theorem 3 which says if the agents are relatively optimal search agents, then the true costs lie in the feasible set of costs that satisfy the NIAC<sup>†</sup> inequalities. Also, all costs in the blue feasible region rationalize the observed search actions of the agents equally well.

(F1) The inverse learner knows the *finite dataset*

$$\widehat{\mathcal{D}}_M(\mathcal{K}) = \{\pi_0, \{\hat{p}_m(a|x), m \in \mathcal{M}\}\} \quad (37)$$

to detect if the stopping agents  $\mathcal{M}$  are relatively optimal or not. Here  $\mathcal{K} = \{K_{x,m}, m \in \mathcal{M}, x \in \mathcal{X}\}$ ,  $K_{x,m}$  is the number of trials recorded by the inverse learner for agent  $m$  and state  $x$ .  $\hat{p}_m(a|x)$  is the empirical action selection policy of agent  $m$  computed for  $K_{x,m}$  trials via (15).

(F2) The inverse learner's prior belief<sup>3</sup>  $\pi_0^{\text{IL}}$  of whether the collection of agents  $\mathcal{M}$  are relatively optimal stopping agents or not is given by  $\pi_0^{\text{IL}} = [0.5 \ 0.5]'$ .  $\pi_0^{\text{IL}}(1)$  is defined as

$$\pi_0^{\text{IL}}(1) = \mathbb{P}(\text{IRL}(\mathcal{D}_M) \neq \emptyset).$$

Here  $\text{IRL}(\mathcal{D})$  denotes the set of feasible solutions to the convex NIAS and NIAC inequalities (11), (12) given dataset  $\mathcal{D}$ .

(F3) The finite dataset  $\widehat{\mathcal{D}}_M(\mathcal{K})$  satisfies the following inequality.

$$\begin{aligned} \max(\varepsilon_1(\widehat{\mathcal{D}}_M(\mathcal{K})), \varepsilon_2(\widehat{\mathcal{D}}_M(\mathcal{K}))) &\geq q(\mathcal{K}) - j(\mathcal{K}), \\ q(\mathcal{K}) &= \sum_{x,m} \frac{X}{2K_{x,m}} \ln(2K_{x,m}/X), \\ j(\mathcal{K}) &= \left( \sum_{x,m} \frac{X}{2K_{x,m}} \right) \min_{x,m} \ln(2K_{x,m}/X). \end{aligned} \quad (38)$$

Here,  $\varepsilon_1(\cdot), \varepsilon_2(\cdot)$  are dataset dependent constants defined in (40), (41). Also,  $K_m = \sum_x K_{x,m}$ ,  $\bar{K} = K/\tau_{\max}^2$  and  $\tilde{K} = K^{-1}$ .

3. It is straightforward to modify the main result for a different prior.

*Discussion of Assumptions.* Given the finite dataset  $\widehat{\mathcal{D}}_M(\mathcal{K})$  in (37), (F1) says that the inverse learner checks if the convex feasibility test of Theorem 1 has a feasible solution to detect relatively optimal stopping agents.

(F2) says the inverse learner knows the apriori probability of the nature of the observed agents  $\mathcal{M}$ -whether they are relatively optimal or not.

Abstractly, (F3) says that the inverse learner observes sufficiently many trials of the agents in  $\mathcal{M}$  such that the condition (38) is met. First, for a given dataset  $\mathcal{D}$ , note that only one out of  $\varepsilon_1(\mathcal{D}), \varepsilon_2(\mathcal{D})$  is non-zero and positive. Hence, (38) involves only the non-zero variable out of  $\varepsilon_1(\widehat{\mathcal{D}}_M(\mathcal{K})), \varepsilon_2(\widehat{\mathcal{D}}_M(\mathcal{K}))$ . Some words about the RHS of (48).  $q(\mathcal{K}) - j(\mathcal{K})$  is a measure of how far is  $K_{\min} = \min_{x,m} K_{x,m}$  from the remaining elements in  $\mathcal{K} \setminus K_{\min}$ . Since the RHS terms are of the form  $\ln(z)/z$ , it is easy to check that  $q(\mathcal{K}) - j(\mathcal{K})$  decreases as the elements of  $\mathcal{K}$  increase uniformly. As the number of samples go to infinity, the RHS in (38) tends to 0, hence the condition is almost surely satisfied for infinite samples. For finite  $\mathcal{K}$ , checking if (38) holds requires the inverse learner to solve an optimization problem (for the LHS) and perform  $MX$  multiplication operations and  $MX$  addition operations to compute the RHS of (38).

The feasibility test of Theorem 1 given a finite number of trials  $\mathcal{K}$  can be equivalently formulated as a statistical hypothesis detection test that takes as input the finite dataset  $\widehat{\mathcal{D}}_M(\mathcal{K})$  and accepts one of the two hypotheses  $H_0$  or  $H_1$ .

- $H_0$ : *Null hypothesis* that the observed stopping agents are relatively optimal, i.e., the true dataset  $\mathcal{D}_M$  is feasible wrt the NIAS and NIAC inequalities (11), (12) in Theorem 1.
- $H_1$ : *Alternative hypothesis* that the observed agents are *not* relatively optimal.

**Definition 7 (IRL Detector for inverse optimal stopping)** Consider the inverse learner with dataset  $\widehat{\mathcal{D}}_M(\mathcal{K})$ . Assume (A2) on page 7 and (F1) hold. The IRL decision test  $\text{Test}_{\text{IRL}}(\cdot)$  for inverse optimal stopping is given by:

$$\text{Test}_{\text{IRL}}(\widehat{\mathcal{D}}_M(\mathcal{K})) = \begin{cases} H_0, & \text{if } \text{IRL}(\widehat{\mathcal{D}}_M(\mathcal{K})) \neq \emptyset \\ H_1, & \text{if } \text{IRL}(\widehat{\mathcal{D}}_M(\mathcal{K})) = \emptyset. \end{cases} \quad (39)$$

Here,  $\text{IRL}(\mathcal{D})$  is the set of feasible solutions to the convex NIAS and NIAC inequalities (11), (12) given dataset  $\mathcal{D}$ .

The statistical test defined above is a detector that accepts the null hypothesis  $H_0$  if the finite dataset passes the feasibility test of Theorem 1 and accepts the alternative hypothesis  $H_1$  it otherwise. Our main result stated below *characterizes* the performance of the feasibility test in identifying relative optimality given finite sample constraints.

## 5.2 Main Result. Finite Sample Analysis for IRL

Our main result below (Theorem 4) characterizes two types of error probabilities of the statistical test in Definition 7.

- *Type-I ( $\alpha$ ) and Type-II ( $\beta$ ) errors:*

$$\alpha = \mathbb{P}(\text{IRL}(\widehat{\mathcal{D}}_M(\mathcal{K})) = \emptyset | H_0 \text{ is valid})$$

$$\beta = \mathbb{P}(\text{IRL}(\widehat{\mathcal{D}}_M(\mathcal{K})) \neq \emptyset | H_1 \text{ is valid})$$

$\widehat{\mathcal{D}}_M(\mathcal{K}) = \emptyset$  means that the finite dataset fails the convex feasibility test for NIAC and NIAS inequalities (11), (12) and so the agents are classified as not relatively optimal.

- *Posterior Type-I ( $\bar{\alpha}$ ) and Type-II ( $\bar{\beta}$ ) errors:*

$$\bar{\alpha} = \mathbb{P}(H_0 | \text{IRL}(\hat{\mathcal{D}}_M(\mathcal{K})) = \emptyset)$$

$$\bar{\beta} = \mathbb{P}(H_1 | \text{IRL}(\hat{\mathcal{D}}_M(K)) \neq \emptyset)$$

NOTATION

Theorem 4 below uses the following variables:

$$\begin{aligned} \varepsilon_1(\hat{\mathcal{D}}_M(\mathcal{K})) &= \min_{\{\hat{p}'_m(a|x), m \in \mathcal{M}\}} \sum_{x,a,m} (\hat{p}_m(a|x) - \hat{p}'_m(a|x))^2 \\ \text{s.t. } \text{IRL}(\{\pi_0, \{\hat{p}'_m(a|x), m \in \mathcal{M}\}\}) &\neq \emptyset. \end{aligned} \quad (40)$$

$$\begin{aligned} \varepsilon_2(\hat{\mathcal{D}}_M(\mathcal{K})) &= \min_{\{\hat{p}'_m(a|x), m \in \mathcal{M}\}} \sum_{x,a,m} (\hat{p}_m(a|x) - \hat{p}'_m(a|x))^2 \\ \text{s.t. } \text{IRL}(\{\pi_0, \{\hat{p}'_m(a|x), m \in \mathcal{M}\}\}) &= \emptyset. \end{aligned} \quad (41)$$

$$g(\hat{\mathcal{D}}_M(\mathcal{K})) = \left( X \sum_{x,m} \tilde{K}_{x,m} \right) \prod_{x,m} \left( \frac{2K_{x,m}}{X} \right)^{\frac{\tilde{K}_{x,m}}{\sum_{x,m} \tilde{K}_{x,m}}}, \quad (42)$$

where  $\tilde{K} = K^{-1}$ . It is important to note that  $\varepsilon_1(\cdot), \varepsilon_2(\cdot)$  are the minimum perturbations needed for the finite dataset to satisfy and not satisfy, respectively, the NIAS and NIAC inequalities in Theorem 1.

**Theorem 4 (Sample Complexity for IRL Detector)** *Consider an inverse learner with finite dataset  $\hat{\mathcal{D}}_M(\mathcal{K})$  (37). The inverse learner aims to detect relative optimality of stopping agents  $\mathcal{M}$  using the statistical test in Definition 7. Assume (A2) on page 7, (F1) and (F2) hold. Then,*

*A. Posterior Type-I/II error probability.*

*The posterior Type-I ( $\bar{\alpha}$ ) and Type-II ( $\bar{\beta}$ ) error probabilities are bounded as*

$$\bar{\alpha} \leq \bar{\alpha}_b = g(\hat{\mathcal{D}}_M(\mathcal{K})) \exp \left( -\frac{\varepsilon_1(\hat{\mathcal{D}}_M(\mathcal{K}))}{\sum_{x,m} \tilde{K}_{m,x}} \right), \quad (43)$$

$$\bar{\beta} \leq \bar{\beta}_b = g(\hat{\mathcal{D}}_M(\mathcal{K})) \exp \left( -\frac{\varepsilon_2(\hat{\mathcal{D}}_M(\mathcal{K}))}{\sum_{x,m} \tilde{K}_{m,x}} \right). \quad (44)$$

(Recall from (42) that  $\tilde{K} = K^{-1}$ .)

*B. Type-I/II error probability.*

*The Type-I ( $\alpha$ ) and Type-II ( $\beta$ ) error probabilities are bounded in terms of the posterior error probabilities defined above as*

$$\alpha \leq \bar{\beta}_b / (1 - \bar{\beta}_b), \quad (45)$$

$$\beta \leq \bar{\alpha}_b / (1 - \bar{\alpha}_b). \quad (46)$$

Theorem 4 is a special case of Theorem 5 stated below where finite sample deviation of the mean of the agents' stopping time is not considered. The proof of Theorem 5 is in Appendix C. Theorem 4 characterizes the robustness of the IRL detector in Definition 7 to finite sample constraints. It

provides an upper bound on the error probabilities in terms of the number of trials recorded by the inverse learner.

The proof of Theorem 4 uses the two-sided Dvoretzky-Kiefer-Wolowitz (DKW) concentration inequality (Dvoretzky et al., 1956; Kosorok, 2007) as the fundamental result to show that these error probabilities can be tightly bound in terms of the sample size  $\mathcal{K}$  of the finite dataset  $\widehat{\mathcal{D}}_M(\mathcal{K})$ . The DKW inequality provides a probabilistic bound on the deviation of the empirical cdf from the true cdf for i.i.d random variables. The i.i.d assumption holds for our detector in Definition 7 since the observed actions of the agents for a fixed state are independent and identically distributed over trials.

*Key Idea behind Theorem 4.*

The key idea behind Theorem 4 is as follows: Suppose  $\text{IRL}(\widehat{\mathcal{D}}_M(\mathcal{K})) \neq \emptyset$ . This implies if the event  $E$  is true, the null hypothesis  $H_0$  holds, where the event  $E$  is defined as

$$\{ \{p_m(a|x), m \in \mathcal{M}\} \mid \sum_{x,a,m} (\hat{p}_m(a|x) - p'_m(a|x))^2 \leq \varepsilon_2(\widehat{\mathcal{D}}_M(\mathcal{K})) \},$$

In the above definition,  $\{p_m(a|x), m \in \mathcal{M}\}$  are the action selection policies of the true asymptotic dataset  $\mathcal{D}_M$  (5). In other words, if  $\mathcal{D}_M$  lies within an  $\varepsilon_2(\widehat{\mathcal{D}}_M(\mathcal{K}))$  distance of the finite dataset  $\widehat{\mathcal{D}}_M(\mathcal{K})$ , then the agents in  $\mathcal{M}$  comprises relatively optimal stopping agents. Thus,  $\mathbb{P}(E)$  upper bounds the probability that the null hypothesis holds given the finite dataset passes the convex feasibility test of Theorem 1. Consequently,  $1 - \mathbb{P}(E)$  lower bounds the posterior Type-II probability of error. Using a similar argument for  $\varepsilon_1(\widehat{\mathcal{D}}_M(\mathcal{K}))$ , we can upper bound the posterior Type-I error probability.

### 5.3 Example 1. Finite Sample Effects for IRL in Inverse SHT

We next turn to a finite sample analysis of IRL for inverse sequential hypothesis testing (SHT). Recall from Theorem 2 on page 14 that relative optimality of SHT is equivalent to feasibility of the linear inequalities NIAS and NIAC\*. The inverse learner's SHT dataset comprises both the agent action selection policies and the expected stopping times to perform IRL compared to only the action selection policies for inverse optimal stopping. Hence, in addition to the DKW inequality, our main result, Theorem 5 also uses the Hoeffding inequality (Hoeffding, 1994) to account for the finite sample effect on the computation of the expected stopping time.<sup>4</sup>

*Assumptions and Detection Test.* Suppose the inverse learner observes the actions of  $M$  Bayesian stopping agents. We assume the following about the inverse learner for our finite sample result stated below for the inverse SHT problem.

(F4) The inverse learner uses the *finite SHT dataset*

$$\widehat{\mathcal{D}}_M(\mathcal{K}) = \{\pi_0, \{\hat{p}_m(a|x), \hat{C}_m, m \in \mathcal{M}\}\} \quad (47)$$

to detect if the stopping agents  $\mathcal{M}$  are relatively optimal SHT agents or not. The variable  $\mathcal{K}$  defined in (37) is the number of trials recorded by the inverse learner,  $\hat{C}_m$  is the sample average of  $m^{\text{th}}$  agent's stopping time.  $\hat{p}_m(a|x)$  is the  $m^{\text{th}}$  agent's empirical action selection policy computed for  $K_{x,m}$  trials via (15).

---

4. The Hoeffding inequality applies to bounded random variables. This is true for the SHT case since the stopping time is finite almost surely.

(F5) The inverse learner knows  $\tau_{\max}$  defined as

$$\tau_{\max} = \inf \{t > 0 \mid \mathbb{P}(\tau \leq t) = 1, \forall m \in \mathcal{M}\}.$$

$\tau_{\max}$  uniformly bounds the stopping time of the SHT strategies of all agents in  $\mathcal{M}$ .

(F6) The finite dataset  $\hat{\mathcal{D}}_M(\mathcal{K})$  satisfies the following inequality.

$$\begin{aligned} \max(\varepsilon_1(\hat{\mathcal{D}}_M(\mathcal{K})), \varepsilon_2(\hat{\mathcal{D}}_M(\mathcal{K}))) &\geq q(\mathcal{K}) - j(\mathcal{K}), \\ q(\mathcal{K}) &= \sum_{x,m} \frac{\ln(2K_{x,m}/X)}{2K_{x,m}/X} + \sum_m \frac{\ln(2\bar{K}_m)}{2\bar{K}_m}, \\ j(\mathcal{K}) &= \min(j_1(\mathcal{K}), j_2(\mathcal{K})) \left( X \sum_{x,m} \frac{\tilde{K}_{x,m}}{2} + \sum_m \frac{\tilde{\bar{K}}_m}{2} \right), \\ j_1(\mathcal{K}) &= \min_{x,m} \ln \left( \frac{2K_{x,m}}{X} \right), \quad j_2(\mathcal{K}) = \min_m \ln(2\bar{K}_m). \end{aligned} \tag{48}$$

Here,  $\varepsilon_1(\cdot), \varepsilon_2(\cdot)$  are dataset dependent constants defined in (50), (51). Also,  $K_m = \sum_x K_{x,m}$ ,  $\bar{K} = K/\tau_{\max}^2$  and  $\tilde{K} = K^{-1}$ .

(F7) The inverse learner's prior belief  $\pi_0^{\text{IL}}$  of whether the collection of agents  $\mathcal{M}$  are relatively optimal SHT agents or not is given by  $\pi_0^{\text{IL}} = [0.5 \ 0.5]'$ .  $\pi_0^{\text{IL}}(1)$  is defined as

$$\pi_0^{\text{IL}}(1) = \mathbb{P}(\text{IRL}_{\text{SHT}}(\mathcal{D}_M) \neq \emptyset).$$

Here  $\text{IRL}_{\text{SHT}}(\mathcal{D})$  denotes the set of feasible solutions to the linear NIAS and NIAC\* inequalities (22), (23) given dataset  $\mathcal{D}$ .

*Discussion of Assumptions.* (F4) specifies the inverse learner's dataset for the inverse SHT problem computed from a finite number of trials.

(F5) says the inverse learner knows the upper bound of the agents' stopping times. This assumption is crucial for our main result since the Hoeffding inequality (for bounding the finite sample effect of the expected stopping time) requires this knowledge.

The condition (48) in (F6) is analogous to assumption (F3) for the finite sample result for IRL of optimal stopping. (F6) facilitates a close form expression for the error bounds in Theorem 5. Abstractly, (F6) says that the number of samples recorded by the inverse learner is sufficiently large so that the condition (48) is satisfied.

In complete analogy to Definition 7, the statistical detection test for the inverse SHT problem is defined below. It takes in as input a finite (noisy) dataset and outputs one of the two hypotheses-  $H_0$  (agents are relatively optimal SHT agents) or  $H_1$  (agents are not relatively optimal SHT agents).

**Definition 8 (IRL Decision Test for inverse SHT)** Consider the inverse learner with dataset  $\hat{\mathcal{D}}_M(\mathcal{K})$  (47). Assume (A2) on page 7, (A4), (A5) on page 14, and (F4) holds. The IRL detector  $\text{Test}_{\text{IRL}}(\cdot)$  for the inverse SHT problem is given by:

$$\text{Test}_{\text{IRL}}(\hat{\mathcal{D}}_M(\mathcal{K})) = \begin{cases} H_0, & \text{if } \text{IRL}_{\text{SHT}}(\hat{\mathcal{D}}_M(\mathcal{K})) \neq \emptyset \\ H_1, & \text{if } \text{IRL}_{\text{SHT}}(\hat{\mathcal{D}}_M(\mathcal{K})) = \emptyset. \end{cases} \tag{49}$$

Here,  $\text{IRL}_{\text{SHT}}(\mathcal{D})$  is the set of feasible solutions to the linear NIAS and NIAC\* inequalities (22), (23) in Theorem 2 given dataset  $\mathcal{D}$ .

*Main Result. Finite Sample analysis for inverse SHT*

We now present our finite sample result for IRL of the inverse SHT problem. It provides bounds for the Type-I/II and posterior Type-I/II error probabilities of the IRL detector in Definition 8 in terms of the sample size of the finite SHT dataset

*Notation.* Theorem 5 below uses the following variables:

$$\begin{aligned} \varepsilon_1(\widehat{\mathcal{D}}_M(\mathcal{K})) : & \min_{\{p'_m, C'_m, m \in \mathcal{M}\}} \sum_{x,a,m} (\hat{p}_m(a|x) - \hat{p}'_m(a|x))^2 + \sum_m (\hat{C}_m - C'_m)^2 \\ \text{s.t. } \text{IRL}_{\text{SHT}}(\{\pi_0, \{\hat{p}'_m(a|x), C'_m, m \in \mathcal{M}\}\}) & \neq \emptyset. \end{aligned} \quad (50)$$

$$\begin{aligned} \varepsilon_2(\widehat{\mathcal{D}}_M(\mathcal{K})) : & \min_{\{p'_m, C'_m, m \in \mathcal{M}\}} \sum_{x,a,m} (\hat{p}_m(a|x) - \hat{p}'_m(a|x))^2 + \sum_m (\hat{C}_m - C'_m)^2 \\ \text{s.t. } \text{IRL}_{\text{SHT}}(\{\pi_0, \{\hat{p}'_m(a|x), C'_m, m \in \mathcal{M}\}\}) & = \emptyset. \end{aligned} \quad (51)$$

$$g(\widehat{\mathcal{D}}_M(\mathcal{K})) = X \sum_{x,m} \tilde{K}_{x,m} + \tau_{\max}^2 \sum_m \tilde{K}_m.$$

$$h(\widehat{\mathcal{D}}_M(\mathcal{K})) = \prod_m \left( \left( \frac{2K_m}{\tau_{\max}^2} \right)^{\frac{\tau_{\max}^2}{K_m}} \prod_x \left( \frac{2K_{x,m}}{X} \right)^{X \tilde{K}_{x,m}} \right)^{1/g(\widehat{\mathcal{D}}_M(\mathcal{K}))},$$

$$i(\widehat{\mathcal{D}}_M(\mathcal{K})) = g(\widehat{\mathcal{D}}_M(\mathcal{K}))h(\widehat{\mathcal{D}}_M(\mathcal{K})),$$

where  $K_m = \sum_{x,m} K_{x,m}$  and  $\tilde{K} = K^{-1}$ . Analogous to the finite sample result for inverse optimal stopping,  $\varepsilon_1(\cdot)$ ,  $\varepsilon_2(\cdot)$  defined above are the minimum perturbations needed for the finite SHT dataset to satisfy and not satisfy, respectively, the linear NIAS and NIAC\* inequalities in Theorem 2.

**Theorem 5 (Sample Complexity for inverse SHT)** *Consider an inverse learner with dataset  $\widehat{\mathcal{D}}_M(\mathcal{K})$  (37) detecting if the agents  $\mathcal{M}$  are relatively optimal SHT agents using the statistical test in Definition 8. Assume (F4)-(F7) hold. Then,*

*A. Posterior Type-I/II error probability.*

*The posterior Type-I ( $\bar{\alpha}_{\text{SHT}}$ ) and Type-II ( $\bar{\beta}_{\text{SHT}}$ ) error probabilities for the inverse SHT problem are bounded as*

$$\bar{\alpha}_{\text{SHT}} \leq \bar{\alpha}_b = i(\widehat{\mathcal{D}}_M(\mathcal{K})) \exp \left( -\frac{2\varepsilon_1(\widehat{\mathcal{D}}_M(\mathcal{K}))}{g(\widehat{\mathcal{D}}_M(\mathcal{K}))} \right), \quad (52)$$

$$\bar{\beta}_{\text{SHT}} \leq \bar{\beta}_b = i(\widehat{\mathcal{D}}_M(\mathcal{K})) \exp \left( -\frac{2\varepsilon_2(\widehat{\mathcal{D}}_M(\mathcal{K}))}{g(\widehat{\mathcal{D}}_M(\mathcal{K}))} \right). \quad (53)$$

*B. Type-I/II error probability.*

*The Type-I ( $\alpha_{\text{SHT}}$ ) and Type-II ( $\beta_{\text{SHT}}$ ) error probabilities for inverse SHT are bounded in terms of the posterior error probability bounds  $\bar{\alpha}$ ,  $\bar{\beta}$  defined above as*

$$\alpha_{\text{SHT}} \leq \bar{\beta}_b / (1 - \bar{\beta}_b), \quad \beta \leq \bar{\alpha}_b / (1 - \bar{\alpha}_b). \quad (54)$$

The proof of Theorem 5 is in Appendix C. Theorem 5 characterizes the robustness of the linear feasibility test in Theorem 2 to finite sample constraints. It upper bounds the probability of incorrectly detecting the agents  $\mathcal{M}$  as relatively optimal SHT agents or not, in terms of the number of trials recorded by the inverse learner.

#### 5.4 Example 2. Finite Sample Effects for IRL in Inverse Search

We now analyze the finite sample effect of IRL for inverse search. Recall from Theorem 3 on page 20 that optimal search is equivalent to feasibility of the linear NIAS\* inequalities. Our main result below, namely Theorem 6, characterizes the robustness of the feasibility test (wrt the NIAS\* inequality) for detecting optimal search to finite sample constraints. It turns out that Theorem 6 is a special case of Theorem 4.

*Main Assumptions and Detection Test.* Suppose the inverse learner observes the actions of a single Bayesian agent. We assume the following about the inverse learner:

(F8) Instead of (A6), the inverse learner uses the *finite dataset*

$$\widehat{\mathcal{D}}_M(\mathcal{K}) = \{\pi_0, \{\hat{g}_m(a, x), m \in \mathcal{M}\}\} \quad (55)$$

to detect if the agent performs optimal search or not.  $\hat{g}_m(a, x)$  is the empirical action search policy of agent  $m$  defined in (35) and  $\mathcal{K} = \{K_{x,m}, x \in \mathcal{X}, m \in \mathcal{M}\}$  denotes the number of trials recorded by the inverse learner for agent  $m$  in state  $x$ .

(F9) The prior belief of the targets  $\pi_0$  is a uniform prior, i.e.,  $\pi_0(x) = 1/X$ . Also, the reveal probability  $\alpha(a)$  is the same for all actions  $a \in \mathcal{A}$ , i.e.,  $\alpha(a) = \alpha$ . Although the variable  $\alpha$  is unknown to the inverse learner, it satisfies the following inequality.

$$\alpha \geq \max \left\{ \alpha^*, 1 - \frac{\min_{a \in \mathcal{A}} l_m(a)}{\max_{a \in \mathcal{A}} l_m(a)}, \forall m \in \mathcal{M} \right\} \quad (56)$$

(F10) The inverse learner's prior belief  $\pi_0^{\text{IL}}$  of whether the collection of agents  $\mathcal{M}$  are relatively optimal stopping agents or not is given by  $\pi_0^{\text{IL}} = [0.5 \ 0.5]'$ .  $\pi_0^{\text{IL}}(1)$  is defined as

$$\pi_0^{\text{IL}}(1) = \mathbb{P}(\text{IRL}_{\text{Search}}(\mathcal{D}_M) \neq \emptyset).$$

Here  $\text{IRL}_{\text{Search}}(\mathcal{D})$  denotes the set of feasible solutions to the NIAC<sup>†</sup> inequalities (34) given dataset  $\mathcal{D}$ .

*Discussion of assumptions.* Assumption (F8) specifies the inverse learner's dataset for the inverse search problem computed from a finite number of trials.

(F9) says that the agents  $\mathcal{M}$  have the same reveal probability for all locations and the inverse learner knows this reveal probability is greater than a certain value. The condition (56) results in the optimal search strategy of the agents in  $\mathcal{M}$  to be periodic- the agent searches each location exactly once in a particular order (depends on the agent's search costs) and repeats this cycle till the target is located. This facilitates the action search policy  $g_m(a, x)$  to be written in terms of the conditional pdf of the stopping time  $\mathbb{P}_{\mu_m}(\tau|x)$  (see Appendix D). By analyzing the finite sample effects of the stopping time due to the added structure, Theorem 6 results. Note that Theorem 6 does not require the inverse learner to have information about the true stopping time of the agents.

We now define the statistical detection test for the inverse search problem. It takes in as input the finite (noisy) dataset  $\widehat{\mathcal{D}}_M(\mathcal{K})$  (55) and detects one of the two hypotheses-  $H_0$  (agent performs optimal search) or  $H_1$  (agent does *not* perform optimal search).

**Definition 9 (IRL Decision Test for inverse search)** Consider the inverse learner with dataset  $\widehat{\mathcal{D}}_M(\mathcal{K})$  (55). Assume (A7) on page 19, (F8) holds. The IRL detector  $\text{Test}_{\text{IRL}}(\cdot)$  for the inverse search problem is given by:

$$\text{Test}_{\text{IRL}}(\widehat{\mathcal{D}}_M(\mathcal{K})) = \begin{cases} H_0, & \text{if } \text{IRL}_{\text{Search}}(\widehat{\mathcal{D}}_M(\mathcal{K})) \neq \emptyset \\ H_1, & \text{if } \text{IRL}_{\text{Search}}(\widehat{\mathcal{D}}_M(\mathcal{K})) = \emptyset. \end{cases} \quad (57)$$

Here,  $\text{IRL}_{\text{Search}}(\mathcal{D})$  is the set of feasible solutions to the linear NIAC<sup>†</sup> inequalities (34) in Theorem 3 given dataset  $\mathcal{D}$ .

*Main Result. Finite Sample Result for Inverse Search.*

We now present Theorem 3, our finite sample result for IRL of the inverse search problem. Theorem 3 provides bounds for the Type-I/II and posterior Type-I/II error probabilities of the IRL detector in Definition 9 in terms of the sample size of the finite search dataset. Theorem 6 uses the following variables.

$$\begin{aligned} \varepsilon_1(\widehat{\mathcal{D}}_M(\mathcal{K})) &= \min_{\{g'_m, m \in \mathcal{M}\}} \sum_{a,x} (\hat{g}_m(a, x) - g'_m(a, x))^2 \text{ s.t. } \text{IRL}_{\text{Search}}(\widehat{\mathcal{D}}_M(\mathcal{K})) \neq \emptyset. \\ \varepsilon_2(\widehat{\mathcal{D}}_M(\mathcal{K})) &= \min_{\{g'_m, m \in \mathcal{M}\}} \sum_{a,x} (\hat{g}_m(a, x) - g'_m(a, x))^2 \text{ s.t. } \text{IRL}_{\text{Search}}(\widehat{\mathcal{D}}_M(\mathcal{K})) = \emptyset. \end{aligned}$$

The variables  $\varepsilon_1(\cdot)$ ,  $\varepsilon_2(\cdot)$  are the minimum perturbations needed for the finite search dataset to satisfy and not satisfy, respectively, the linear NIAS\* inequality in Theorem 3.

**Theorem 6 (Sample Complexity for Inverse Search)** Consider an inverse learner with dataset  $\widehat{\mathcal{D}}_M(\mathcal{K})$  (37) detecting if a Bayesian agent is performing optimal search by using the statistical test in Definition 8. Assume (F8)-(F10) hold. Then,

A. Posterior Type-I/II error probability. The posterior Type-I ( $\bar{\alpha}_{\text{SHT}}$ ) and Type-II ( $\bar{\beta}_{\text{SHT}}$ ) error probabilities for the inverse search problem are bounded as

$$\bar{\alpha}_{\text{Search}} \leq \bar{\alpha}_b = \frac{(1 - \alpha^*)X}{\varepsilon_1(\widehat{\mathcal{D}}_M(\mathcal{K}))(\alpha^*)^2} \left( \sum_{x,m} K_{x,m}^{-1/2} \right)^2, \quad (58)$$

$$\bar{\beta}_{\text{Search}} \leq \bar{\beta}_b = \frac{(1 - \alpha^*)X}{\varepsilon_2(\widehat{\mathcal{D}}_M(\mathcal{K}))(\alpha^*)^2} \left( \sum_{x,m} K_{x,m}^{-1/2} \right)^2. \quad (59)$$

B. Type-I/II error probability. The Type-I ( $\alpha_{\text{Search}}$ ) and Type-II ( $\beta_{\text{Search}}$ ) error probabilities for inverse search are bounded in terms of the posterior error bounds stated above.

$$\alpha_{\text{Search}} \leq \bar{\beta}_b / (1 - \bar{\beta}), \quad \beta_{\text{Search}} \leq \bar{\alpha}_b / (1 - \bar{\alpha}_b).$$

The proof of Theorem 6-A is in B. Given the posterior Type-I/II bounds in Theorem 6-A, the Type-I/II error bounds in Theorem 6-B can be obtained in the same way as Theorem 5; see Appendix C for details. Theorem 6 characterizes the robustness of the linear feasibility test in Theorem 3 to finite sample constraints. It upper bounds the probability of incorrectly detecting the Bayesian agent as an optimal search agent or not an optimal search agent, in terms of the number of trials recorded by the inverse learner.

## Summary

For finite sample observations, this section presented an IRL detector for relative optimality of Bayesian stopping agents (Definition 7) and provided error bounds of the detector (Theorem 4). We also presented finite sample IRL detectors for relative optimality in SHT and Bayesian search (Definition 8, 9) and obtained error bounds of the detector in terms of the sample size (Theorem 5, 6).

## 6. IRL for $\varepsilon$ -optimal Bayesian Agents

This paper has developed necessary and sufficient conditions for identifying if a set of Bayesian stopping agents behave optimally. A natural question is: *If the agents are  $\varepsilon$ -optimal, can this behavior be identified?* Identifying  $\varepsilon$ -optimal behavior is important since solving a general stopping time problem<sup>5</sup> exactly is difficult for an agent; it requires the agent to solve a stochastic dynamic programming problem on a unit simplex (continuum space).

This section comprises two key results. The first result, Theorem 7 states that identifying  $\varepsilon$ -optimal behavior (formalized in Definition 11 below) is equivalent to identifying relatively optimal behavior as discussed in Sec. 2. Second, by introducing a suitable probabilistic model for the agent's choice of stopping strategy, we show in Theorem 8 that detecting  $\varepsilon$ -optimal behavior is equivalent to the finite sample analysis of Sec.5.

### 6.1 Identifying $\varepsilon$ -optimal stopping behavior

The aim here is to show that the inverse learner's task of identifying  $\varepsilon$ -optimal stopping behavior is equivalent to identifying relative optimality of stopping agents (defined in Sec.2). Therefore Theorem 1 in Sec.2 applies as will be shown below. We start by defining an  $\varepsilon$ -optimal stopping strategy.

**Definition 10** *The stationary strategy  $\hat{\mu}_m$  for agent  $m$  is  $\varepsilon$ -optimal wrt stopping cost  $s_m$ , if for positive constant  $\varepsilon$*

$$J(\hat{\mu}_m, s_m) - \inf_{\mu} J(\mu, s_m) \leq \varepsilon, \quad (60)$$

where  $\mu$  belongs to the class of stationary stopping strategies.

Recall  $J(\cdot)$  denotes the expected cumulative cost incurred by the agent. Let  $\Gamma_{\varepsilon}(s_m)$  denote the set of all strategies  $\hat{\mu}_m$  that satisfy (60). If  $\varepsilon = 0$ , then  $\Gamma_{\varepsilon}(s_m) = \{\operatorname{argmin}_{\mu} J(\mu, s_m)\}$ . In this case, the  $\varepsilon$ -optimal strategy satisfies absolute Bayes optimality for stopping (Definition 1).

Suppose for all  $m \in \mathcal{M}$ , agent  $m$  chooses a strategy  $\mu_m$  that is  $\varepsilon_m$ -optimal for some  $\varepsilon_m > 0$ . Intuitively, for small  $\varepsilon_1, \varepsilon_2, \dots, \varepsilon_M$ , the set of strategies  $\{\mu_m, m \in \mathcal{M}\}$  satisfy relative optimality of stopping (Definition 2) even though absolute optimality is not satisfied. We call such a set of strategies  $\{\mu_m, m \in \mathcal{M}\}$  are  $\varepsilon$ -optimal strategies. If a set of strategies comprise  $\varepsilon$ -optimal strategies, then we say the strategies are consistent with  $\varepsilon$ -optimal Bayesian stopping. We formalize the relation between  $\varepsilon$ -optimal and relatively optimal strategies by first defining the notion of  $\varepsilon$ -optimality for Bayesian stopping.

---

5. The SHT and search problems considered in this paper are special cases where due to the problem structure, the optimal stopping strategy is straightforwardly characterized and computed.

**Definition 11 ( $\varepsilon$ -optimality for Bayesian Stopping)**  $(\Xi, \mathcal{C}, \{s_m(x, a), \mu_m, m \in \mathcal{M}\})$  comprises  $\varepsilon$ -optimal stopping agents iff (6) and the following inequalities hold

$$\begin{aligned} \mu_m \text{ is } \varepsilon_m\text{-optimal, i.e., it satisfies (60) for some } \varepsilon_m > 0, \\ \varepsilon_m \leq \min_{\mu \in \{\mu_m, m \in \mathcal{M}\}, \mu \neq \mu_m} J(\mu, s_m) - \inf_{\hat{\mu}} (J(\hat{\mu}, s_m)). \end{aligned} \quad (61)$$

(Recall that  $\Xi$  in (1) parametrizes a Bayesian stopping agent).

Note that  $\varepsilon$ -optimality is with respect to a set of stopping strategies and stopping costs rather than a single strategy. Intuitively, (61) says that the chosen strategy  $\mu_m$  is “closer” to the optimal strategy compared to any other strategy  $\mu_n, n \neq m, m, n \in \mathcal{M}$ . We now present the main result of this section.

**Theorem 7** Consider the inverse learner with dataset  $\mathcal{D}_M$  (5) obtained from the set of Bayesian agents  $\mathcal{M}$  parameterized by the tuple  $(\Xi, \mathcal{C}, \{s_m(x, a), \mu_m, m \in \mathcal{M}\})$ . Then, the following statements are equivalent.

- (i) Given  $\mathcal{D}_M$ , the convex NIAS and NIAC inequalities (11), (12) have a feasible solution.
- (ii) The agents in  $\mathcal{M}$  are relatively optimal stopping agents.
- (iii) The agents in  $\mathcal{M}$  are  $\varepsilon$ -optimal stopping agents (61).

Theorem 7 says that Definition 11 for  $\varepsilon$ -optimality is equivalent to relative optimality defined in Definition 2. In Theorem 7, (i) is equivalent to statement (ii) by virtue of Theorem 1. To show the equivalence of (ii) and (iii), observe that if (60) holds, then  $J(\mu_m, s_m) \leq J(\mu_n, s_m)$  for all  $m, n \in \mathcal{M}$  which is precisely the relative optimality condition of (10). It is easy to check the reverse implication is also true; this completes the proof of Theorem 7. We now show that detecting  $\varepsilon$ -optimal behavior when the agents choose a noisy (sub-optimal) stopping strategy is equivalent to the finite sample analysis in Sec. 5.

## 6.2 Detecting $\varepsilon$ -optimal behavior in noise using finite sample methods of Sec. 5

Having discussed identifying  $\varepsilon$ -optimal behavior given an infinite number of trials, we now address detecting  $\varepsilon$ -optimal behavior given finite samples. The main result, Theorem 8, provides a procedure to detect  $\varepsilon$ -optimal stopping behavior when the agents in  $\mathcal{M}$  choose a noisy stopping strategy  $\hat{\mu}_m$  from an unknown pdf centered around the agents’ true stopping strategy. The main takeaway is that given partial information about the noise pdfs of the agents, the inverse learner can detect if the true strategies are consistent with  $\varepsilon$ -optimal stopping behavior by using the IRL detector in Definition 7. The inverse learner can also compute detection error bounds using this partial information about the noise statistics of the agents.

We assume the following about the agent strategies  $\{\hat{\mu}_m, m \in \mathcal{M}\}$  and the inverse learner.

- (F11) *Noisy stopping strategies.* For all  $m \in \mathcal{M}$ ,  $\hat{\mu}_m$  is  $\varepsilon_m$ -optimal (60) wrt agent  $m$ ’s stop cost  $s_m$ , where  $\varepsilon_m$  is sampled from an unknown pdf over a  $\delta_{\max}$ -norm ball centered at  $\varepsilon_m^o > 0$ . The true strategy  $\mu_m$  is  $\varepsilon_m^o$ -optimal wrt the stop cost  $s_m$ .
- (F12) The inverse learner knows the following probabilistic bound on  $\varepsilon_m$  for all  $m \in \mathcal{M}$ .

$$\mathbb{P}(|\varepsilon_m - \varepsilon_m^o| \leq \delta) \geq 1 - \hat{d}_m(\delta), \quad (62)$$

In (62), the inverse learner knows the function  $\hat{d}_m(\cdot)$  but does not know  $\varepsilon_m^o$ .

(F13) The inverse learner knows the *noisy* dataset  $\widehat{\mathcal{D}}_M$

$$\widehat{\mathcal{D}}_M = \{\pi_0, \hat{p}_m(a|x), m \in \mathcal{M}\} \quad (63)$$

to detect if the stopping agents  $\mathcal{M}$  are  $\varepsilon$ -optimal or not. Here,  $\hat{p}_m(a|x)$  is the noisy action-selection policy obtained by recording the actions of agent  $m$  operating with a noisy strategy  $\hat{\mu}_m$ .

(F14) For any two stopping strategies  $\mu, \hat{\mu}$ , if  $\theta(\mu), \theta(\hat{\mu})$  denote the action selection policies of any two strategies  $\mu, \hat{\mu}$ , then the following inequality holds for all  $\epsilon > 0$  and all stop costs  $\{s_m(x, a), m \in \mathcal{M}\}$ .

$$\|\theta(\mu) - \theta(\hat{\mu})\|_2 \leq \epsilon \Leftrightarrow |J(\mu, s_m) - J(\hat{\mu}, s_m)| \leq d_m(\epsilon) \quad \forall m \in \mathcal{M}, \quad (64)$$

where  $\|\theta(\mu) - \theta(\hat{\mu})\|_2$  denotes the  $\mathcal{L}_2$  norm between the action selection policies  $\theta(\mu)$  and  $\theta(\hat{\mu})$ . The inverse learner knows the function  $\hat{d}_m$

Intuitively, (64) says that if the difference between the expected cumulative costs of two strategies is small, then the  $\mathcal{L}_2$  norm of the difference of the action selection policies is small. (F11), (F12) specify the information the inverse learner has for detecting  $\varepsilon$ -optimal stopping behavior.

**Theorem 8 (Detecting  $\varepsilon$ -optimality in noise)** *Consider the inverse learner with noisy dataset  $\widehat{\mathcal{D}}_M$  (63) obtained from the set of Bayesian agents  $\mathcal{M}$  using sub-optimal (noisy) strategies  $\{\hat{\mu}_m, m \in \mathcal{M}\}$ .  $\mu_m$ . Assume (F11)-(F14) hold. Then,*

1. Objective. *The inverse learner wants to detect if the true strategies  $\{\mu_m, m \in \mathcal{M}\}$  are consistent with  $\varepsilon$ -optimal stopping (Definition 11) (Recall from ((F11)) that  $\mu_m$  is  $\varepsilon_m^o$ -optimal wrt  $s_m$ ).*
2. Procedure. *Given dataset  $\widehat{\mathcal{D}}_M$ , the inverse learner uses the IRL detector in Definition 7 to detect if the strategies  $\{\mu_m, m \in \mathcal{M}\}$  satisfy  $\varepsilon$ -optimal stopping behavior, i.e.,*

$$\text{IRL}(\widehat{\mathcal{D}}_M) \neq \emptyset \Rightarrow \mathcal{M} \text{ comprises } \varepsilon\text{-optimal agents},$$

$$\text{IRL}(\widehat{\mathcal{D}}_M) = \emptyset \Rightarrow \mathcal{M} \text{ does not comprise } \varepsilon\text{-optimal agents}.$$

3. Performance. *The error probabilities of the detector can be bounded using the results in Theorem 4 by setting  $\widehat{\mathcal{D}}_M(\mathcal{K}) \rightarrow \widehat{\mathcal{D}}_M$ . Due to (F13), the modified value of the dataset dependent constants  $g(\cdot)$  in the detection error bounds can be computed by the inverse learner using (62).*

Theorem 8 says that detecting  $\varepsilon$ -optimal stopping behavior in noise is equivalent to testing for relatively optimal stopping behavior given finite sample constraints. We briefly outline the proof of Theorem 8. Using (F12) and (F13), the inverse learner constructs a probabilistic bound on the deviation of the noisy and true action selection policies of the agents of the form

$$\mathbb{P}(\|p_m(a|x) - \hat{p}_m(a|x)\|_2 \leq \delta) \geq 1 - \bar{d}_m(\delta), \quad \forall m \in \mathcal{M},$$

where  $p_m(a|x) = \theta(\mu_m)$ ,  $\mu_m$  is the true strategy of agent  $m$ . The above inequality is in the same form as (78) in Appendix C obtained using the DKW inequality for finite samples. By following the steps in Appendix C, we can obtain error probability bounds for the inverse learner detecting  $\varepsilon$ -optimal stopping behavior using the IRL detector in Definition 7.

*Summary.* The results in this section showed that the algorithms proposed in this paper can also be used for IRL of a different class of problems, namely, identifying  $\varepsilon$ -optimal stopping behavior. We have shown that identifying  $\varepsilon$ -optimal stopping behavior is equivalent to identifying relatively optimal stopping behavior which is the main theme of the first half of the paper. Also, detecting  $\varepsilon$ -optimal stopping behavior in noise is equivalent to detecting relative optimal under finite sample constraints which is addressed in the second half of the paper.

## 7. Discussion and Extensions

This paper studied a novel class of inverse reinforcement learning (IRL) methods in partially observed environments. It provided a template for IRL of Bayesian agents performing multi-horizon sequential stopping. Unlike conventional IRL approaches which assume observed agent behavior is optimal, the IRL procedure in this paper is two-fold: it first identifies if the agents are behaving optimally, and if so, estimates their stopping costs. We considered two examples of sequential stopping problems, namely, sequential hypothesis testing (SHT) and Bayesian search and provided algorithms to estimate their misclassification/search costs. Estimating costs of such agents is important in adversarial inference, social multimedia platforms and human robot interface systems. Our main results were:

1. Specifying necessary and sufficient conditions for the decisions taken by a set of Bayesian agents to be consistent with optimal sequential stopping and generating set-valued estimates of their stop costs (Theorem 1).
2. Constructing convex feasibility based IRL algorithms for set-valued estimation of misclassification and expected continue costs for SHT agents (Theorem 2) and search costs for search agents (Theorem 3) when decisions from infinite trials of the agents are available. These results are special cases of Theorem 1 due to additional structure of the SHT and search problem compared to generic sequential stopping problems.
3. Proposing IRL detection tests for detecting optimality of sequential stopping, SHT and search when only a finite number of agent decisions are observed.
4. Providing sample complexity bounds on the Type-I/II and posterior Type-I/II error probabilities of the above detection tests under finite sample constraints (Theorems 4, 5 and 6).
5. Highlighting how our IRL procedure for finite sample detection of relatively optimal stopping (Theorem 4) can be used for detecting  $\varepsilon$ -optimal stopping when the agents choose their stopping strategies in noise (Theorem 8).

### EXTENSIONS

This paper is an early step in identifying optimal stopping behavior in Bayesian agents by observing their actions without external interference. The next natural step would be to consider the controlled IRL setting where the inverse learner can influence/control the actions of the agents. The question we aim to address is: *How to influence the agents' actions so as to identify optimal stopping behavior and estimate the agent costs more efficiently?*

A second question we aim to address is: *How to formulate conditions under which the set-valued cost estimates for finitely many agents tends to a point-valued estimate as the number of agents tend to infinity?* In classical revealed preference theory, the recent paper Reny (2015) characterizes properties of utility functions that rationalize infinite datasets. It is worthwhile generalizing these results to a Bayesian IRL setting.

## Appendix A. Proof of Theorem 1

We first introduce a fictitious observation likelihood  $\alpha_m$  over a fictitious observation space  $\mathcal{Y}_\pi$  with generic element  $\tilde{y}_\pi$  for stopping strategy  $\mu_m, m \in \mathcal{M}$ :

$$\alpha_m(\tilde{y}_\pi|x) = \sum_{\bar{y}:\pi_\tau=\pi} \left( \prod_{t=1}^{\tau} B(y_t, x) \right) \quad (65)$$

Here  $\bar{y}$  denotes a sequence of observations  $y_1, y_2, \dots$  and  $\tau$  is the random stopping time for strategy  $\mu_m$  defined in (4).  $\alpha_m(\tilde{y}_\pi|x)$  is the likelihood of all observation sequences  $\bar{y}$  such that given true state  $x^o = x$  and stopping strategy  $\mu_m$ , the agent's belief state at the stopping time  $\tau$  is  $\pi$ . Equivalently,  $\alpha_m(\tilde{y}_\pi|x)$  is the conditional probability density of the agent's stopping belief for strategy  $\mu_m$ . By definition, the mapping from  $\tilde{y}_\pi$  to stopping belief  $\pi$  is bijective. Hence,  $|\mathcal{Y}_\pi| = |\Delta(\mathcal{X})|$ , where  $\Delta(\mathcal{X})$  denotes the  $X - 1$  dimensional unit simplex of pmfs.

Next, we re-formulate the expected stopping cost  $G(\mu_m, s_m)$  defined in (8) for stopping cost  $s_m$  in terms of the fictitious observation likelihood defined in (65).

$$G(\mu_m, s_m) = \mathbb{E}_{\mu_m} \{ \pi'_\tau \bar{s}_{m,a_\tau} \} = \int_{\mathcal{Y}_\pi} \left( \sum_{x \in \mathcal{X}} \alpha_m(\tilde{y}_\pi|x) \pi_0(x) \right) \min_{a \in \mathcal{A}} \pi'_\tau \bar{s}_{m,a} d\tilde{y}_\pi$$

In the above equation, the summation within the paranthesis is the unconditional probability density of the stopping belief  $\pi$  given stopping strategy  $\mu_m$ . We are now ready to prove necessity and sufficiency of the NIAS, NIAC inequalities (11), (12) in Theorem 1 for identifying relatively optimal stopping agents (Definition 2).

### A.1 Necessity of NIAS, NIAC inequalities

The action selection policy  $p_m(a|x)$  in  $\mathcal{D}_M$  is a stochastically garbled version of  $\alpha_m(\tilde{y}_\pi|x)$  defined in (65) and  $p_m(x|a)$  is a stochastic garbling of the agent's stopping belief  $\pi$  when the stop action is  $a$ . The action selection policy can be rewritten as follows

$$p_m(a|x) = \int_{\mathcal{Y}_\pi} p_m(a|\tilde{y}_\pi) \alpha_m(\tilde{y}_\pi|x) d\tilde{y}_\pi \quad (66)$$

$$\implies p_m(x|a) = \int_{\mathcal{Y}_\pi} \frac{p_m(a|\tilde{y}_\pi) \alpha_m(\tilde{y}_\pi|x) \pi_0(x)}{p_m(a)} d\tilde{y}_\pi = \int_{\mathcal{Y}_\pi} p_m(\tilde{y}_\pi|a) \pi(x) d\tilde{y}_\pi, \quad (67)$$

where  $\pi$  is the agent's stopping belief and  $p_m(\tilde{y}_\pi|a)$  is the probability density of the fictitious observations  $\tilde{y}_\pi$  conditioned on the stop action  $a$ .

### A.1.1 NIAS

Let action  $a$  be the optimal stop action (6) for stopping belief  $\pi$  of the  $m^{\text{th}}$  agent in  $\mathcal{A}$ . Then,

$$\sum_{x \in \mathcal{X}} \pi(x)(s_m(x, a) - s_m(x, b)) \leq 0, \forall a, b \in \mathcal{A} \quad (68)$$

$$\implies \int_{\mathcal{Y}_\pi} \sum_{x \in \mathcal{X}} \pi(x)(s_m(x, a) - s_m(x, b)) p_m(\tilde{y}_\pi | a) d\tilde{y}_\pi \leq 0 \quad (69)$$

$$\implies \sum_{x \in \mathcal{X}} \left( \int_{\mathcal{Y}_\pi} p_m(\tilde{y}_\pi | a) \pi(x) d\tilde{y}_\pi \right) (s_m(x, a) - s_m(x, b)) \leq 0 \quad (70)$$

$$\implies \boxed{\sum_{x \in \mathcal{X}} p_m(x|a)(s_m(x, a) - s_m(x, b)) \leq 0.} \quad (71)$$

Eq. (68) says that the expected stop cost given belief  $\pi$  is minimum for stop action  $a$ . Here, the expectation is taken over the finite state set  $\mathcal{X}$ . The LHS of (69) is the expected value of the LHS of (68) taken over the space of fictitious observations  $\mathcal{Y}_\pi$  wrt the probability density  $p_m(\tilde{y}_\pi | a)$ . Since  $|s_m(x, a) - s_n(x, a)|$  is bounded, the integral on the LHS of (69) is finite. Hence, by Fubini's theorem, we can change the order of summation to get (70). The first term in the integral of (70) is equal to  $p_m(x|a)$  from (67) which results in the final NIAS inequality (71).

### A.1.2 NIAC

Define  $\tilde{G}_{m,n}$  as expected stopping cost when the fictitious observation likelihood is  $p_m(a|x)$  and stopping cost is  $s_n(x, a)$ . Then

$$\tilde{G}_{m,n} = \sum_{a \in \mathcal{A}} \left( \sum_{x \in \mathcal{X}} p_m(a|x) \pi_0(x) \right) \min_{b \in \mathcal{A}} \sum_{x \in \mathcal{X}} p_m(x|a) s_n(x, b). \quad (72)$$

It from Blackwell dominance (Blackwell, 1953) that

$$\tilde{G}_{m,m} = G(\mu_m, s_m), \tilde{G}_{m,n} \geq G(\mu_m, s_n) \text{ for } m \neq n. \quad (73)$$

For any set of agent indices  $\{m_1, m_2, \dots, m_I\} \subset \mathcal{M}$ , ( $m_{I+1} = m_1$ ), we have the following inequality from (10) in Definition 2.

$$\sum_{i=1}^I G(\mu_{m_{i+1}}, s_{m_i}) - G(\mu_{m_i}, s_{m_i}) \geq \sum_{i=1}^I C(\mu_{m_i}) - C(\mu_{m_{i+1}}) = 0$$

Combining the inequalities (73) with the above inequality, we get the NIAC inequality.

$$\sum_{i=1}^I \tilde{G}_{m_{i+1}, m_i} - \tilde{G}_{m_i, m_i} \geq 0 \quad (74)$$

## A.2 Sufficiency of NIAS, NIAC inequalities

The key idea in the sufficiency proof is to assume the action selection policy  $p_m(a|x)$  is an accurate measurement of the unknown fictitious observation likelihood  $\alpha_m(\tilde{y}_\pi|x)$  (65). Thus, for the  $m^{\text{th}}$  agent,  $\{p_m(x|a), a \in \mathcal{A}\}$  constitutes the set of its stopping beliefs where  $\mu_m(\pi_\tau = p_m(x|a), \tau) = a$ .

### A.2.1 NIAS

Suppose NIAS inequality holds, that is, for all  $m \in \mathcal{M}$ ,

$$a = \operatorname{argmin}_{b \in \mathcal{A}} \sum_{x \in \mathcal{X}} p_m(x|a) s_m(x, b), \quad \forall a \in \mathcal{A}. \quad (75)$$

Since the set  $\{p_m(x|a), a \in \mathcal{A}\}$  constitutes the set of all stopping beliefs when  $\alpha_m(\tilde{y}_\pi|x) = p_m(a|x)$ , the following condition holds from (75).

$$\mu_m(\pi, \tau) = \operatorname{argmin}_{a \in \mathcal{A}} \pi' \bar{s}_{m,a}. \quad (76)$$

Eq. (76) is precisely (6), which says the agent chooses the stop action that minimizes its stopping cost given its stopping belief. Hence, it only remains to show that (10) in Definition 2 holds to complete our sufficiency proof.

### A.2.2 NIAC

We first recall that  $\tilde{G}_{m,n}$  is the minimum expected stopping cost for fictitious observation likelihood  $p_m(a|x)$  and stopping cost  $s_n$ . Consider the following optimization problem

$$\min \sum_{m=1}^M \tilde{G}_{m,f(m)}, \quad (77)$$

where  $f$  is an injective mapping from the set  $\mathcal{M}$  to itself. In (77), the aim is to minimize the cumulative expected stopping cost over the agents  $\mathcal{M}$  by assigning a unique action selection policy from the set  $\{p_m(a|x), m \in \mathcal{M}\}$  to each agent. If the NIAC inequality (74) is satisfied by the dataset  $\mathcal{D}_M$ , clearly the solution to (77) is attained by the identity mapping  $f(m) = m$ .

The optimization problem in (77) is identical to the allocation problem considered in Koopmans and Beckmann (1957) where it is solved via an equivalent linear program formulation.

Since the feasibility of NIAC inequality implies the optimal mapping  $f$  is the identity map, from duality theory Boyd and Vandenberghe (2004), there exist shadow prices  $C_m \in \mathbb{R}_+$ ,  $m \in \mathcal{M}$  such that the following inequalities are satisfied

$$\tilde{G}_{m,m} - \tilde{G}_{n,m} \leq C_n - C_m, \quad \forall m, n \in \mathcal{M} \implies \tilde{G}_{m,m} + C_m \leq \tilde{G}_{n,m} + C_n, \quad \forall m, n \in \mathcal{M}.$$

The feasibility of the above inequalities together with (76) implies the existence of a set of relatively optimal stopping agents  $\mathcal{M}$  with expected cumulative continue cost  $\{C_m, m \in \mathcal{M}\}$  and stopping strategies  $\mu_m$  such that the resulting fictitious observation likelihood  $\alpha_m(\tilde{y}_\pi|x) = p_m(a|x)$ . This concludes the proof.

## Appendix B. Proof of Theorem 3

We will show (34) is equivalent to the condition for relative search optimality (33) in two steps. For a fixed stationary search strategy  $\mu : \pi \rightarrow a$  and search cost  $\{l(a), a \in \mathcal{A}\}$ , we first express the

expected cumulative search cost in terms of the action search policy  $g(x, a)$  (31) and the prior  $\pi_0$ .

$$\begin{aligned} J(\mu, l) &= \mathbb{E}_\mu \left\{ \sum_{t=1}^{\tau} l(\mu(\pi_t)) \right\} = \mathbb{E}_\mu \left\{ \sum_{a \in \mathcal{A}} l(a) \left( \sum_{t=1}^{\tau} \mathbb{1}\{\mu(\pi_t) = a\} \right) \right\} \\ &= \sum_{a \in \mathcal{A}} l(a) \sum_{x \in \mathcal{X}} \pi_0(x) \mathbb{E}_\mu \left\{ \sum_{t=1}^{\tau} \mathbb{1}\{\mu(\pi_t) = a\} | x \right\} = \sum_{x \in \mathcal{X}, a \in \mathcal{A}} \pi_0(x) g(x, a) l(a). \end{aligned}$$

Now, consider the set of search strategies  $\{\mu_m, m \in \mathcal{M}\}$ .

$$\begin{aligned} (33) \equiv \mu_m \in \operatorname{argmin}_{\{\mu_n, n \in \mathcal{M}\}} J(\mu_n, l_m) &\iff J(\mu_m, l_m) - J(\mu_n, l_m) \leq 0, \quad m, n \in \mathcal{M}. \\ \iff \sum_{x \in \mathcal{X}, a \in \mathcal{A}} \pi_0(x) (g_m(a, x) - g_n(a, x)) l_m(a) &\leq 0 \equiv (34). \end{aligned}$$

### Appendix C. Proof of Theorem 5

The proof uses two concentration inequalities for the finite sample IRL result for SHT:

- *Dvoretzky-Kiefer-Holowitz (DKW) inequality* (Dvoretzky et al., 1956; Kosorok, 2007): To bound the deviation of the cdfs of the empirical action selection policy  $\hat{p}_m(a|x)$  from its mean  $p_m(a|x)$ .
- *Hoeffding Inequality* (Hoeffding, 1994): To bound the deviation of the sample average of the SHT stopping times  $\hat{C}_m$  from the true mean  $C_m$ .

1. *DKW inequality.* Let  $F_m(a|x)$  and  $\hat{F}_m(a|x)$  denote the cdfs of  $p_m(a|x)$  and  $\hat{p}_m(a|x)$ , respectively. The DKW inequality enriches the Glivenko-Cantelli theorem (Van Der Vaart and Wellner, 2000) by quantifying the rate of convergence of the empirical cdf. The two-sided DKW inequality states that

$$\begin{aligned} 1 - 2 \exp(-2K_{x,m}\varepsilon^2) &\leq \mathbb{P} \left( \max_{a \in \mathcal{A}} |\hat{F}_m(a|x) - F_m(a|x)| < \varepsilon \right) \leq \mathbb{P} \left( \max_{a \in \mathcal{A}} |\hat{F}_m(a|x) - F_m(a|x)| \leq \varepsilon \right) \\ &\leq \mathbb{P} (|p_m(a|x) - \hat{p}_m(a|x)| \leq \varepsilon, \forall a) \leq \mathbb{P} \left( \sum_{a \in \mathcal{A}} |p_m(a|x) - \hat{p}_m(a|x)|^2 \leq X\varepsilon^2 \right). \end{aligned}$$

Hence, for any set of positive reals  $\{\varepsilon_{x,m}, x \in \mathcal{X}, m \in \mathcal{M}\}$  s.t.  $|\hat{p}_m(a|x) - p_m(a|x)| \leq \varepsilon_{x,m}$ ,  $\forall a \in \mathcal{A}, x \in \mathcal{X}, m \in \mathcal{M}$  and  $X(\sum_{x,m} \varepsilon_{x,m}^2) \leq \varepsilon_{\max}^2$ , the following inequality holds:

$$\mathbb{P} \left( \sum_{a,x,m} |p_m(a|x) - \hat{p}_m(a|x)|^2 \leq \varepsilon_{\max}^2 \right) \geq \prod_{x,m} 1 - 2 \exp(-2K_{x,m}\varepsilon_{x,m}^2). \quad (78)$$

In the above inequality, for a fixed  $x, m$ ,  $\varepsilon_{x,m}$  uniformly bounds  $|p_m(a|x) - \hat{p}_m(a|x)|$  for all  $a \in \mathcal{A}$ .

2. *Hoeffding's Inequality.* Since the inverse learner knows the stopping time  $\tau \leq \tau_{\max}$  a.s. for all agents in  $\mathcal{M}$  lies in the interval  $[1, \tau_{\max}]$ , using the two-sided Hoeffding inequality gives the following error bounds for  $\eta_m > 0$ ,  $\forall m \in \mathcal{M}$ .

$$\begin{aligned} \mathbb{P}(|\hat{C}_m - C_m| \leq \eta_m) &\geq 1 - 2 \exp(-2K_m \eta_m^2 / \tau_{\max}^2), \\ \mathbb{P}(\sum_{x,m} |\hat{C}_m - C_m|^2 \leq \eta_{\max}^2) &\geq \prod_m 1 - 2 \exp\left(-\frac{2K_m \eta_m^2}{\tau_{\max}^2}\right), \end{aligned} \quad (79)$$

where  $K_m = \sum_x K_{x,m}$ .  $\{\eta_m, m \in \mathcal{M}\}$  is any set of positive reals s.t.  $|\hat{C}_m - C_m| \leq \eta_m, \forall m \in \mathcal{M}$  and  $\sum_{m \in \mathcal{M}} \eta_m^2 \leq \eta_{\max}^2$ .

Consider the event

$$E = \{|\hat{g}_m(a, x) - g_m(a, x)| \leq \varepsilon_{x,m}, |\hat{C}_m - C_m| \leq \eta_m, a \in \mathcal{A}, x \in \mathcal{X}, m \in \mathcal{M}\}. \quad (80)$$

We are interested in bounding the probability that the total perturbation of the dataset defined below lies under a threshold:

$$\mathbb{P}(E_{\text{pert}}) = \mathbb{P}\left(\sum_{x,m} |p_m(a|x) - \hat{p}_m(a|x)|^2 + \sum_x |C_m - \hat{C}_m|^2 \leq \varepsilon_{\max}^2\right). \quad (81)$$

We make two observations here.

- (1)  $E \subseteq E_{\text{pert}}$  if  $\sum_{x,m} \varepsilon_{x,m}^2 + \sum_m \eta_m^2 \leq \varepsilon_{\max}^2$ .
- (2)  $1 - \bar{\alpha}_{\text{SHT}} \geq \mathbb{P}(E_{\text{pert}})$  when  $\varepsilon_{\max}^2$  in (81) is set to  $\varepsilon_1(\hat{\mathcal{D}}_M(\mathcal{K}))$ . Also,  $1 - \bar{\beta}_{\text{SHT}} \geq \mathbb{P}(E_{\text{pert}})$  when  $\varepsilon_{\max}^2$  in (81) is set to  $\varepsilon_2(\hat{\mathcal{D}}_M(\mathcal{K}))$ .

In the remaining part of the proof, we will maximize  $\mathbb{P}(E)$  (80) over the set  $S = \{s | c(s) \leq 0\}$ ,  $S \subseteq \mathbb{R}_+^{X(1+M)}$ , where  $s = \{\{\varepsilon_{x,m}, x \in \mathcal{X}\}, \eta_m, m \in \mathcal{M}\}$  and  $c(S) = \sum_{x,m} \varepsilon_{x,m}^2 + \sum_m \eta_m^2 - \varepsilon_{\max}^2$ . Due to (F6), we get the following inequality by combining (78) and (79)

$$\begin{aligned} \mathbb{P}(E_{\text{pert}}) &\geq \mathbb{P}(E) \geq \prod_{x,m} 1 - 2 \exp(-2K_{x,m} \varepsilon_{x,m}^2) \prod_m 1 - 2 \exp(-2K_m \eta_m^2 / \tau_{\max}^2) \\ &\geq 1 - \sum_{x,m} 2 \exp(-2K_{x,m} \varepsilon_{x,m}^2) - \sum_m 2 \exp(-2K_m \eta_m^2 / \tau_{\max}^2), \end{aligned} \quad (82)$$

where  $\{\{\varepsilon_{x,m}, x \in \mathcal{X}\}, \eta_m, m \in \mathcal{M}\}$  is any set of positive reals s.t.

1.  $|\hat{p}_m(a|x) - p_m(a|x)| \leq \varepsilon_{x,m}, \forall a \in \mathcal{A}$ ,
2.  $|\hat{C}_m - C_m| \leq \eta_m$ ,
3.  $X(\sum_{x,m} \varepsilon_{x,m}^2) + \sum_m \eta_m^2 \leq \varepsilon_{\max}^2$ .

Eq. (82) provides a probabilistic bound on the perturbation of the empirical dataset  $\hat{\mathcal{D}}_M(\mathcal{K})$  from the asymptotic dataset  $\mathcal{D}_M$  in terms of the sample size. Our final task is to maximize the lower bound for  $\mathbb{P}(E_{\text{pert}})$  in (82) subject to the constraint  $X(\sum_{x,m} \varepsilon_{x,m}^2) + \sum_m \eta_m^2 \leq \varepsilon_{\max}^2$ . Equivalently, we aim to solve the following optimization problem

$$\min_{\{\varepsilon_{x,m}, \eta_m\}} \sum_{x,m} 2 \exp(-2K_{x,m} \varepsilon_{x,m}^2) + \sum_m 2 \exp(-2K_m \eta_m^2 / \tau_{\max}^2), \text{ s.t. } X \sum_{x,m} \varepsilon_{x,m}^2 + \sum_m \eta_m^2 \leq \varepsilon_{\max}^2.$$

Note that  $\exp(-2K_{x,m} \varepsilon_{x,m}^2)$  and  $\exp(-2K_m \eta_m^2 / \tau_{\max}^2)$  are concave and decreasing in  $\varepsilon_{x,m}$ ,  $\eta_m$  respectively. We rewrite the above optimization problem as a convex optimization problem by setting  $\varepsilon_{x,m}^2 \rightarrow \varepsilon_{x,m}$  and  $\eta_m^2 \rightarrow \eta_m$ .

$$\begin{aligned} \min_{\{\varepsilon_{x,m}, \eta_m\}} & \sum_{x,m} 2 \exp(-2K_{x,m} \varepsilon_{x,m}) + \sum_m 2 \exp(-2K_m \eta_m / \tau_{\max}) \\ \text{s.t. } & X \sum_{x,m} \varepsilon_{x,m} + \sum_m \eta_m = \varepsilon_{\max}^2, \varepsilon_{x,m}, \eta_m \geq 0. \end{aligned} \quad (83)$$

Suppose the inequalities  $\varepsilon_{x,m}, \eta_m \geq 0$  are not active at the optimal solution, i.e.,  $\varepsilon_{x,m}, \eta_m > 0$ . Then, (83) can be solved by using the method of Lagrange multipliers of finding saddle points of functions with an equality constraint.

$$\begin{aligned}\varepsilon_{x,m} &= (X\tilde{K}_{x,m}/2)(\ln(\lambda) + \ln(2K_{x,m}/X)), \quad \eta_{x,m} = (\tilde{K}_m/2)(\ln(\lambda) + \ln(2\tilde{K}_m)), \\ \ln(\lambda) &= \frac{\varepsilon_{\max}^2 - X \sum_{x,m} \ln((2K_{x,m}/X)^{X\tilde{K}_{x,m}/2}) - \sum_m \ln(2\tilde{K}_m^{\tilde{K}_m/2})}{(X \sum_{x,m} \tilde{K}_{x,m} + \sum_{m \in \mathcal{M}} \tilde{K}_m)/2}.\end{aligned}\quad (84)$$

In the above equations,  $\tilde{K}_m = K_m/\tau_{\max}^2$ ,  $\tilde{K} = K^{-1}$ . We now invoke Assumption (F6). By virtue of condition (48) in (F6), the above values satisfy the assumption that  $\varepsilon_{x,m}, \eta_m > 0$ . Hence, the above values for  $\varepsilon_{x,m}, \eta_m$  (84) satisfy the Karush-Kuhn-Tucker (KKT) first-order optimality conditions (Boyd and Vandenberghe, 2004) for the optimization problem (83) with the KKT multiplier corresponding to the inequalities set to 0. Also, note that by definition and (F6),  $\varepsilon_{x,m}, \eta_m$  in (84) automatically satisfy the Slater's condition for regularity. Finally, since the KKT conditions are necessary and sufficient for optimality for minimization of convex functions, we conclude that due to (F6), (84) is the solution to the optimization problem (83).

Plugging the above values into (83) and setting  $\varepsilon_{\max}^2$  to  $\varepsilon_1(\hat{\mathcal{D}}_M(\mathcal{K}))$  lower bounds  $1 - \bar{\alpha}_{\text{SHT}}$  (52), setting  $\varepsilon_{\max}^2$  to  $\varepsilon_2(\hat{\mathcal{D}}_M(\mathcal{K}))$  lower bounds  $1 - \bar{\beta}_{\text{SHT}}$  (53). It only remains to prove the Type-I and Type-II error probability bounds in (54).

Recall assumption (F2) that says  $\mathbb{P}(H_0) = \mathbb{P}(H_1) = 0.5$ . From Bayes formula, we have the following relation between the posterior Type-I and Type-II error probabilities  $\bar{\alpha}_{\text{SHT}}, \bar{\beta}_{\text{SHT}}$  and the true Type-I and Type-II error probabilities  $\alpha_{\text{SHT}}, \beta_{\text{SHT}}$ .

$$\bar{\alpha}_{\text{SHT}} = \frac{\beta_{\text{SHT}}}{\beta_{\text{SHT}} - \alpha_{\text{SHT}} + 1}, \quad \bar{\beta}_{\text{SHT}} = \frac{\alpha_{\text{SHT}}}{\alpha_{\text{SHT}} - \beta_{\text{SHT}} + 1}$$

Solving for  $\alpha_{\text{SHT}}, \beta_{\text{SHT}}$  in terms of  $\bar{\alpha}_{\text{SHT}}, \bar{\beta}_{\text{SHT}}$ , we get

$$\alpha_{\text{SHT}} = \frac{\bar{\beta}_{\text{SHT}}(1 - 2\bar{\alpha}_{\text{SHT}})}{1 - \beta_{\text{SHT}} - \alpha_{\text{SHT}}} \leq \frac{\bar{\beta}_{\text{SHT}}}{1 - \bar{\beta}_{\text{SHT}}}, \quad \beta_{\text{SHT}} = \frac{\bar{\alpha}_{\text{SHT}}(1 - 2\bar{\beta}_{\text{SHT}})}{1 - \beta_{\text{SHT}} - \alpha_{\text{SHT}}} \leq \frac{\bar{\alpha}_{\text{SHT}}}{1 - \bar{\beta}_{\text{SHT}}}.$$

The RHS of both inequalities are bounded from above by the bounds in (52), (53) hence completing the proof.

## Appendix D. Proof of Theorem 6

To prove Theorem 6, we first state and prove the following Lemma 1. Theorem 6 is a special case of Lemma 1 as discussed below.

**Lemma 1** *Given dataset  $\hat{\mathcal{D}}_M(\mathcal{K})$  and (F9), the deviation of the finite sample action search policy  $\hat{g}_m(a, x)$  and the true action search policy  $g_m(a, x)$  can be bounded in terms of the number of samples  $\mathcal{K} = \{K_{x,m}\}$  as follows.*

$$\mathbb{P}\left(\sum_{a,x,m} |g_m(a, x) - \hat{g}_m(a, x)|^2 \leq \epsilon\right) \geq 1 - \sum_{x,m} \frac{u(\hat{\mathcal{D}}_M(\mathcal{K}))}{\epsilon K_{x,m}^{1/2}}, \quad (85)$$

where  $u(\hat{\mathcal{D}}_M(\mathcal{K})) = \frac{(1-\alpha^*)}{(\alpha^*)^2} X \sum_{x,m} K_{x,m}^{-1/2}$  and  $\hat{g}_m(a, x)$  is the sample average of the number of times the agent  $m$  searches location  $a$  given state  $x$ .

**Proof.** (F9) on page 28 implies that for any agent  $m \in \mathcal{M}$ , given prior  $\pi_0$ , the optimal search sequence  $a_0, a_1, a_2, \dots$  is periodic, i.e.,  $a_t = a_{t+A}$ . In other words, in any interval of  $A$  time steps, the agent searches each location exactly once in a particular (unknown to the inverse learner) order.

Consider the agent's search policy  $g_m(a, x)$  defined in (31). Below we express  $g_m(a, x)$  in terms of the pdf of the stopping time of the search process.

$$\begin{aligned} g_m(a, x) &= \mathbb{E}_{\mu_m} \left\{ \sum_{t=1}^{\tau} \mathbb{1}\{\mu_m(\pi_t) = a\} | x^o = x \right\} = \sum_{t=1}^{\infty} \mathbb{P}_{\mu_m}(\tau = t | x^o = x) (\lfloor t/X \rfloor + r(x, a)). \\ &= \sum_{t=1}^{\infty} \lfloor t/X \rfloor \mathbb{P}_{\mu_m}(\tau = t | x^o = x) + r(x, a) = \mathbb{E}_{\mu_m} \{\lfloor \tau/X \rfloor | x\} + r_m(x, a) = \frac{1}{\alpha} + r_m(x, a). \end{aligned}$$

Here,  $\alpha$  denotes the reveal probability of the  $M$  agents and  $\lfloor \cdot \rfloor$  denotes the floor function.  $r(x, a) = 1$  if agent  $m$  searches location  $a$  prior to location  $x$  in one search cycle from time  $t = 0 \rightarrow X - 1$ , and 0 otherwise. The final equality follows from the fact that conditioned on the true state  $x^o = x$ , the random variable  $\lfloor \tau/X \rfloor$  follows a geometric distribution with parameter  $\alpha$  (unknown) due to (F9).

Consider now the quantity  $|\hat{g}_m(a, x) - g_m(a, x)|$ . Define  $\hat{\mathbb{E}}_{\mu_m} \{\tau/X\} = \frac{\sum_{k=1}^{K_{x,m}} \lfloor \tau_{x,m,k}/X \rfloor}{K_{x,m}}$ , the sample average of the normalized stopping time  $\lfloor \tau/X \rfloor$  computed from  $\hat{\mathcal{D}}_M(\mathcal{K})$ . Then,

$$\begin{aligned} |\hat{g}_m(a, x) - g_m(a, x)| &= |\mathbb{E}_{\mu_m} \{\lfloor \tau/X \rfloor | x\} + r_m(x, a) - \hat{\mathbb{E}}_{\mu_m} \{\lfloor \tau/X \rfloor | x\} - r_m(x, a)| \\ &= \left| \frac{1}{\alpha} - \hat{\mathbb{E}}_{\mu_m} \{\lfloor \tau/X \rfloor | x\} \right| \quad (\text{equal for all } a \text{ for a fixed } x). \end{aligned}$$

$\hat{\mathbb{E}}_{\mu} \{\lfloor \tau/X \rfloor | x\}$  is an unbiased estimator of  $\mathbb{E}_{\mu} \{\lfloor \tau/X \rfloor | x\}$  with variance  $(1 - \alpha)/K_{x,m}\alpha^2$ . Using Chebyshev's inequality for random variables with finite variance to bound  $|\hat{g}_m(a, x) - g_m(a, x)|$  for fixed  $a, x, m$ , the following inequality results

$$\mathbb{P}(|\hat{g}_m(a, x) - g_m(a, x)| \leq \varepsilon) \geq 1 - \frac{(1 - \alpha)}{K_{x,m}(\alpha\varepsilon)^2} \quad (86)$$

For any set of positive reals  $\{\varepsilon_{x,m}, x \in \mathcal{X}, m \in \mathcal{M}\}$  s.t.  $|g_m(a, x) - \hat{g}_m(a, x)| \leq \varepsilon_{x,m}$  and  $(X \sum_{x,m} \varepsilon_{x,m}^2) \leq \varepsilon_{\max}^2$ , we have

$$\begin{aligned} \mathbb{P}(\sum_{x,m} |\hat{g}_m(a, x) - g_m(a, x)|^2 \leq \varepsilon_{\max}^2) &\geq \prod_{x,m} 1 - \frac{(1 - \alpha)}{K_{x,m}(\alpha\varepsilon_{x,m})^2} \\ &\geq 1 - \sum_{x,m} \frac{(1 - \alpha)}{K_{x,m}(\alpha\varepsilon_{x,m})^2} \geq 1 - \sum_{x,m} \frac{(1 - \alpha^*)}{K_{x,m}(\alpha^*\varepsilon_{x,m})^2}. \end{aligned} \quad (87)$$

Since  $\frac{(1 - \alpha)}{K_{x,m}(\alpha\varepsilon_{x,m})^2}$  is decreasing in  $\varepsilon_{x,m}$ , the tightest lower bound is achieved for the above inequality when  $\sum_{x,m} \varepsilon_{x,m}^2 = \varepsilon_{\max}^2$  and is the solution to the following constrained optimization problem.

$$\min_{\{\varepsilon_{x,m}, x \in \mathcal{X}, m \in \mathcal{M}\}} \sum_{x,m} \frac{(1 - \alpha^*)}{K_{x,m}(\alpha^*\varepsilon_{x,m})^2} \text{ s.t. } X \sum_{x,m} \varepsilon_{x,m}^2 = \varepsilon_{\max}^2. \quad (88)$$

Moreover, since the objective function in (88) is convex in  $\varepsilon_{x,m}^2$  and constraint is affine in  $\varepsilon_{x,m}^2$ , the method of Lagrange multipliers (Boyd and Vandenberghe, 2004) yields necessary and sufficient

conditions for an optimal solution to the above optimization problem if the solution obtained is positive for all  $x \in \mathcal{X}, m \in \mathcal{M}$  (This argument is identical to a related discussion in Appendix C).

The optimal value of  $\varepsilon_{x,m}^2 = \frac{\varepsilon_{\max}^2 K_{x,m}^{-1/2}}{X \sum_{x,m} K_{x,m}^{-1/2}} > 0$  and thus minimizes the objective function in (88).

Plugging this value in (87) and setting  $\varepsilon_{\max}^2 = \epsilon$  results in (85) and completes the proof for Lemma 1.

To obtain the error bounds (58), (58), note that setting  $\varepsilon = \varepsilon_1(\hat{\mathcal{D}}_M(\mathcal{K}))$  in (85) upper bounds  $1 - \bar{\alpha}_{\text{Search}}$  (see Sec. 5.2 for a detailed explanation). Similarly, setting  $\varepsilon = \varepsilon_2(\hat{\mathcal{D}}_M(\mathcal{K}))$  in (85) upper bounds  $1 - \bar{\beta}_{\text{Search}}$  which completes the proof.

## References

- P. Abbeel and A. Y. Ng. Apprenticeship learning via inverse reinforcement learning. In *Proceedings of the twenty-first international conference on Machine learning*, page 1, 2004.
- S. N. Afriat. The construction of utility functions from expenditure data. *International economic review*, 8(1):67–77, 1967.
- J.-Y. Audibert and S. Bubeck. Best arm identification in multi-armed bandits. 2010.
- D. Blackwell. Equivalent comparisons of experiments. *The annals of mathematical statistics*, pages 265–272, 1953.
- S. P. Boyd and L. Vandenberghe. *Convex optimization*. Cambridge university press, 2004.
- A. Caplin and M. Dean. Revealed preference, rational inattention, and costly information acquisition. *The American Economic Review*, 105(7):2183–2203, 2015.
- A. Caplin and D. Martin. A testable theory of imperfect perception. *The Economic Journal*, 125(582):184–202, 2015.
- L. Chan, D. Hadfield-Menell, S. Srinivasa, and A. Dragan. The assistive multi-armed bandit. In *2019 14th ACM/IEEE International Conference on Human-Robot Interaction (HRI)*, pages 354–363. IEEE, 2019.
- W. E. Diewert. Afriat and revealed preference theory. *The Review of Economic Studies*, 40(3): 419–425, 1973.
- A. Dvoretzky, J. Kiefer, and J. Wolfowitz. Asymptotic minimax character of the sample distribution function and of the classical multinomial estimator. *The Annals of Mathematical Statistics*, pages 642–669, 1956.
- C. Finn, S. Levine, and P. Abbeel. Guided cost learning: Deep inverse optimal control via policy optimization. In *International conference on machine learning*, pages 49–58, 2016.
- J. Fu, K. Luo, and S. Levine. Learning robust rewards with adversarial inverse reinforcement learning. *arXiv preprint arXiv:1710.11248*, 2017.
- J. C. Gittins. Bandit processes and dynamic allocation indices. *Journal of the Royal Statistical Society: Series B (Methodological)*, 41(2):148–164, 1979.

- J. C. Gittins. *Multi-armed Bandit Allocation Indices*. Wiley, 1989.
- N. A. Goodman, P. R. Venkata, and M. A. Neifeld. Adaptive waveform design and sequential hypothesis testing for target recognition with active sensors. *IEEE Journal of Selected Topics in Signal Processing*, 1(1):105–113, 2007.
- W. Hoeffding. Probability inequalities for sums of bounded random variables. In *The Collected Works of Wassily Hoeffding*, pages 409–426. Springer, 1994.
- W. Hoiles, V. Krishnamurthy, and K. Pattanayak. Rationally Inattentive Inverse Reinforcement Learning Explains YouTube commenting behavior. *The Journal of Machine Learning Research*, 21(170):1–39, 2020.
- T. C. Koopmans and M. Beckmann. Assignment problems and the location of economic activities. *Econometrica: journal of the Econometric Society*, pages 53–76, 1957.
- M. R. Kosorok. *Introduction to empirical processes and semiparametric inference*. Springer Science & Business Media, 2007.
- H. Kretschmar, M. Spies, C. Sprunk, and W. Burgard. Socially compliant mobile robot navigation via inverse reinforcement learning. *The International Journal of Robotics Research*, 35(11):1289–1307, 2016.
- V. Krishnamurthy. *Partially observed Markov decision processes*. Cambridge University Press, 2016.
- V. Krishnamurthy. Adversarial radar inference. from inverse tracking to inverse reinforcement learning of cognitive radar. *arXiv preprint arXiv:2002.10910*, 2020.
- V. Krishnamurthy, D. Angle, R. Evans, and B. Moran. Identifying cognitive radars-inverse reinforcement learning using revealed preferences. *IEEE Transactions on Signal Processing*, 68:4529–4542, 2020.
- S. Levine and V. Koltun. Continuous inverse optimal control with locally optimal examples. *arXiv preprint arXiv:1206.4617*, 2012.
- M. Lopes, F. Melo, and L. Montesano. Active learning for reward estimation in inverse reinforcement learning. In *Joint European Conference on Machine Learning and Knowledge Discovery in Databases*, pages 31–46. Springer, 2009.
- W. S. Lovejoy. On the convexity of policy regions in partially observed systems. *Operations Research*, 35(4):619–621, 1987.
- D. Martin. Bayesian revealed preferences. *Available at SSRN 2393035*, 2014.
- A. Y. Ng, S. J. Russell, et al. Algorithms for inverse reinforcement learning. In *Icml*, volume 1, page 2, 2000.
- R. Noothigattu, T. Yan, and A. D. Procaccia. Inverse reinforcement learning from like-minded teachers. *Manuscript*, 2020.

- C. H. Papadimitriou and J. N. Tsitsiklis. The complexity of markov decision processes. *Mathematics of operations research*, 12(3):441–450, 1987.
- O. Pele and M. Werman. Robust real-time pattern matching using bayesian sequential hypothesis testing. *IEEE transactions on pattern analysis and machine intelligence*, 30(8):1427–1443, 2008.
- H. Poor. *An Introduction to Signal Detection and Estimation*. Springer-Verlag, New York, 2 edition, 1993.
- D. Ramachandran and E. Amir. In *IJCAI*, volume 7, pages 2856–2591, 2007.
- P. J. Reny. A characterization of rationalizable consumer behavior. *Econometrica*, 83(1):175–192, 2015.
- S. M. Ross. *Introduction to stochastic dynamic programming*. Academic press, 2014.
- P. A. Samuelson. A note on the pure theory of consumer’s behaviour. *Economica*, 5(17):61–71, 1938.
- S. Sharifzadeh, I. Chiotellis, R. Triebel, and D. Cremers. Learning to drive using inverse reinforcement learning and deep q-networks. *arXiv preprint arXiv:1612.03653*, 2016.
- A. Van Der Vaart and J. A. Wellner. Preservation theorems for glivenko-cantelli and uniform glivenko-cantelli classes. In *High dimensional probability II*, pages 115–133. Springer, 2000.
- H. R. Varian. The nonparametric approach to demand analysis. *Econometrica: Journal of the Econometric Society*, pages 945–973, 1982.
- H. R. Varian. Revealed preference and its applications. *The Economic Journal*, 122(560):332–338, 2012.
- E.-M. Wong, F. Bourgault, and T. Furukawa. Multi-vehicle bayesian search for multiple lost targets. In *Proceedings of the 2005 ieee international conference on robotics and automation*, pages 3169–3174. IEEE, 2005.
- M. Woodford. Inattentive valuation and reference-dependent choice. *Unpublished Manuscript, Columbia University*, 2012.
- M. Wulfmeier, P. Ondruska, and I. Posner. Maximum entropy deep inverse reinforcement learning. *arXiv preprint arXiv:1507.04888*, 2015.
- B. D. Ziebart, A. L. Maas, J. A. Bagnell, and A. K. Dey. Maximum entropy Inverse Reinforcement Learning. In *Aaai*, volume 8, pages 1433–1438. Chicago, IL, USA, 2008.