

Scale-free Design for Delayed Regulated Synchronization of Homogeneous and Heterogeneous Discrete-time Multi-agent Systems Subject to Unknown Non-uniform and Arbitrarily Large Communication Delays

Donya Nojavanzadeh, Zhenwei Liu, Ali Saberi and Anton A. Stoorvogel

Abstract

In this paper, we study delayed regulated state/output synchronization for discrete-time homogeneous and heterogeneous networks of multi-agent systems (MAS) subject to unknown, non-uniform and arbitrarily large communication delays. A delay transformation is utilized to transform the original MAS to a new system without delayed states. The proposed *scale-free* dynamic protocols are developed solely based on agent models and localized information exchange with neighbors such that we do not need any information about the communication networks and the number of agents.

I. INTRODUCTION

Cooperative control of multi-agent systems (MAS) such as synchronization, consensus, swarming, flocking, has become a hot topic among researchers because of its broad application in various areas such as biological systems, sensor networks, automotive vehicle control, robotic cooperation teams, and so on. See for example books [33], [41], [15] or the survey paper [25].

State synchronization inherently requires homogeneous networks. Most works have focused on state synchronization where each agent has access to a linear combination of its own state relative to that of the neighboring agents, which is called full-state coupling; see [25], [26], [27], [31], [32], [35]. A more realistic scenario which is partial-state coupling (i.e. agents share part of their information over the network) is studied in [36], [17], [28], [37]. On the other hand, for heterogeneous network it is more reasonable to consider output synchronization since the dimensions of states and their physical interpretation may be different. For heterogeneous MAS with non-introspective agents¹, it is well-known that one needs to regulate outputs of the agents to *a priori* given trajectory generated by a so-called exosystem (see [40], [9]). Other works on synchronization of MAS with non-introspective agents can be found in the literature as [11], [10]. Most of the literature for heterogeneous MAS with introspective agents are based on modifying the agent dynamics via local feedback to achieve some form of homogeneity. There have been many results for synchronization of heterogeneous networks with introspective agents, see for instance [13], [44], [16], [22], [30], [3].

In real applications, networks may be subject to delays. Time delays may afflict system performance or even lead to instability. As discussed in [2], two kinds of delays have been considered in the literature: input delays and communication delays. Input delays encapsulate the processing time to execute an input for each agent, whereas communication delays can be considered as the time it takes to transmit information from an agent to its destination. Many works have been focused on dealing with input delays, specifically with the objective of deriving an upper bound on the input delays such that agents can still achieve synchronization. See, for example [1], [19], [34], [27], [43]. Some research has been done for networks subject to communication delays. Fundamentally, there are two approaches in the literature for dealing with MAS subject to communication delays.

- 1) Standard output synchronization subject to regulating output to a constant trajectory.
- 2) Delayed state/output synchronization.

Both of these approaches preserves diffusiveness of the couplings (i.e. ensuring the invariance of the consensus manifold). Also, the notion of the delayed output synchronization coincides with the standard output synchronization if it is required that output regulated to a constant trajectory. As such delayed synchronization can be viewed as the generalization of standard synchronization in the context of MAS subject to communication delay.

Majority of research on MAS subject to communication delay have been focused on achieving the standard output synchronization by regulating the output to constant trajectory [7], [14], [23], [24], [34], [42], [46], [18], [45], [39]. It

Donya Nojavanzadeh is with School of Electrical Engineering and Computer Science, Washington State University, Pullman, WA 99164, USA donya.nojavanzadeh@wsu.edu

Zhenwei Liu is with College of Information Science and Engineering, Northeastern University, Shenyang 110819, P. R. China jzlwzsy@gmail.com

Ali Saberi is with School of Electrical Engineering and Computer Science, Washington State University, Pullman, WA 99164, USA saberi@eecs.wsu.edu

Anton A. Stoorvogel is with Department of Electrical Engineering, Mathematics and Computer Science, University of Twente, P.O. Box 217, Enschede, The Netherlands A.A.Stoorvogel@utwente.nl

¹Agents are said to be introspective when they have access to either exact or estimates of their states, otherwise they are called non-introspective [11].

is worth noting that in all of the aforementioned papers, design of protocols require knowledge of the graph and size of the network. More recently, the notion of delayed synchronization was introduced in [6] for MAS with passive agents and strongly connected and balanced graphs where it is assumed that there exists a unique path between any two distinct nodes. Then, the authors extended their results in [4], [5] when they allowed multiple paths between two agents in strongly connected communication graphs. Although the synchronized trajectory in these papers is constant and standard definition of synchronization can be utilized, the authors motivation for utilizing delayed synchronization is exploring the possible existence of delayed-induced periodicity in synchronized trajectory of coupled systems. These solutions, provided they exist, can be valuable in several applications, for example [29], [38]. It is worth to note that the protocol design in these papers do not need knowledge of the graph, since they are restricted to passive agents. An interesting line of research utilizing delayed synchronization formulation was introduced recently in [20], [21]. These papers considered a **dynamic** synchronized trajectory (i.e. non constant synchronized trajectory). They designed protocols to achieve regulated delayed state/output synchronization in presence of communication delays where the communication graph was spanning tree. However, the protocol design required knowledge of the graph and size of the network.

In this paper, we extend our earlier results of delayed synchronization by developing **scale-free** framework utilizing localized information exchange for homogeneous and heterogeneous MAS subject to unknown non-uniform and arbitrarily large communication delays to achieve delayed regulated synchronization when the synchronized trajectory is a *dynamic* signal generated by a so-called exosystem. The associated graphs to the communication networks are assumed to be directed spanning tree (i.e., they have one root node and the other non-root nodes have in-degree one). We achieve scale-free delayed regulated state synchronization for discrete-time homogeneous MAS with non-introspective agents, and scale-free delayed regulated output synchronization for discrete-time heterogeneous MAS with introspective agents. Our proposed design methodologies are scale-free, namely

- The design is independent of information about the communication network such as the spectrum of the associated Laplacian matrix or size of the network.
- The collaborative protocols will work for any network with associated directed spanning tree, and can tolerate any unknown, non-uniform and arbitrarily large communication delays.

Notations and definitions

Given a matrix $A \in \mathbb{R}^{n \times m}$, A^\top denotes its conjugate transpose and $\|A\|$ is the induced 2-norm. Let j indicate $\sqrt{-1}$. A square matrix A is said to be Schur stable if all its eigenvalues are in the closed unit disc. We denote by $\text{diag}\{A_1, \dots, A_N\}$, a block-diagonal matrix with A_1, \dots, A_N as the diagonal elements. I_n denotes the n -dimensional identity matrix and 0_n denotes $n \times n$ zero matrix; sometimes we drop the subscript if the dimension is clear from the context. For $A \in \mathbb{C}^{n \times m}$ and $B \in \mathbb{C}^{p \times q}$, the Kronecker product of A and B is defined as

$$A \otimes B = \begin{pmatrix} a_{11}B & \dots & a_{1m}B \\ \vdots & \vdots & \vdots \\ a_{n1}B & \dots & a_{nm}B \end{pmatrix}.$$

The following property of the Kronecker product will be particularly useful

$$(A \otimes B)(C \otimes D) = (AC) \otimes (BD).$$

To describe the information flow among the agents we associate a *weighted graph* \mathcal{G} to the communication network. The weighted graph \mathcal{G} is defined by a triple $(\mathcal{V}, \mathcal{E}, \mathcal{A})$ where $\mathcal{V} = \{1, \dots, N\}$ is a node set, \mathcal{E} is a set of pairs of nodes indicating connections among nodes, and $\mathcal{A} = [a_{ij}] \in \mathbb{R}^{N \times N}$ is the weighted adjacency matrix with non negative elements a_{ij} . Each pair in \mathcal{E} is called an *edge*, where $a_{ij} > 0$ denotes an edge $(j, i) \in \mathcal{E}$ from node j to node i with weight a_{ij} . Moreover, $a_{ij} = 0$ if there is no edge from node j to node i . We assume there are no self-loops, i.e. we have $a_{ii} = 0$. A *path* from node i_1 to i_k is a sequence of nodes $\{i_1, \dots, i_k\}$ such that $(i_j, i_{j+1}) \in \mathcal{E}$ for $j = 1, \dots, k-1$. A *directed tree* is a subgraph (subset of nodes and edges) in which every node has exactly one parent node except for one node, called the *root*, which has no parent node. The *root set* is the set of root nodes. A *directed spanning tree* is a subgraph which is a directed tree containing all the nodes of the original graph. If a directed spanning tree exists, the root has a directed path to every other node in the tree. For a weighted graph \mathcal{G} , the matrix $L = [\ell_{ij}]$ with

$$\ell_{ij} = \begin{cases} \sum_{k=1}^N a_{ik}, & i = j, \\ -a_{ij}, & i \neq j, \end{cases}$$

is called the *Laplacian matrix* associated with the graph \mathcal{G} . The Laplacian matrix L has all its eigenvalues in the closed right half plane and at least one eigenvalue at zero associated with right eigenvector $\mathbf{1}$ [8]. Moreover, if the graph contains

a directed spanning tree, the Laplacian matrix L has a single eigenvalue at the origin and all other eigenvalues are located in the open right-half complex plane [33]. A matrix $D = \{d_{ij}\}_{N \times N}$ is called a row stochastic matrix if

- 1) $d_{ij} \geq 0$ for any i, j ,
- 2) $\sum_{j=1}^N d_{ij} = 1$ for $i = 1, \dots, N$.

A row stochastic matrix D has at least one eigenvalue at 1 with right eigenvector $\mathbf{1}$. D can be associated with a graph $\mathcal{G} = (\mathcal{V}, \mathcal{E}, \mathcal{A})$. The number of nodes N is the dimension of D and an edge $(j, i) \in \mathcal{E}$ if $d_{ij} > 0$.

II. HOMOGENEOUS MAS WITH NON-INTROSPECTIVE AGENTS

Consider a MAS consists of N identical linear agents

$$\begin{cases} x_i(k+1) = Ax_i(k) + Bu_i(k) \\ y_i(k) = Cx_i(k) \end{cases} \quad (1)$$

for $i \in \{1, \dots, N\}$, where $x_i \in \mathbb{R}^n$, $y_i \in \mathbb{R}^p$, and $u_i \in \mathbb{R}^m$ are the state, output and the input of agent i , respectively.

We make the following assumption on agent models.

Assumption 1 All eigenvalues of A are in the closed unit disc. Moreover, (A, B) is stabilizable and (A, C) is detectable.

The network provides agent i with the following information

$$\zeta_i(k) = \frac{1}{1 + \sum_{j=1}^N a_{ij}} \sum_{j=1}^N a_{ij}(y_i(k) - y_j(k - \kappa_{ij})), \quad (2)$$

where $\kappa_{ij} \in \mathbb{N}^+$ represents an unknown communication delay from agent j to agent i . In the above $a_{ij} \geq 0$. This communication topology of the network, presented in (2), can be associated to a weighted graph \mathcal{G} with each node indicating an agent in the network and the weight of an edge is given by the coefficient a_{ij} . The communication delay implies that it took κ_{ij} seconds for agent j to transfer its state information to agent i .

Next we write ζ_i as

$$\zeta_i(k) = \sum_{j=1}^N d_{ij}(y_i(k) - y_j(k - \kappa_{ij})), \quad (3)$$

where $d_{ij} \geq 0$, and we choose $d_{ii} = 1 - \sum_{j=1, j \neq i}^N d_{ij}$ such that $\sum_{j=1}^N d_{ij} = 1$ with $i, j \in \{1, \dots, N\}$. Note that d_{ii} satisfies $d_{ii} > 0$. The weight matrix $D = [d_{ij}]$ is then a so-called, row stochastic matrix. Let $D_{in} = \text{diag}\{d_{in}(i)\}$ with $d_{in}(i) = \sum_{j=1}^N a_{ij}$. Then the relationship between the row stochastic matrix D and the Laplacian matrix L is

$$(I + D_{in})^{-1}L = I - D. \quad (4)$$

We refer to (2) as *partial-state coupling* since only part of the states are communicated over the network. When $C = I$, it means all states are communicated over the network and we call it *full-state coupling*.

We make the following definition.

Definition 1 Let \mathbb{G}^N denote the set of directed spanning tree graphs with N nodes for which the corresponding Laplacian matrix L is lower triangular. The corresponding Laplacian matrix L has the property that the entries of the first row are equal to zero and $\ell_{ii} > 0$ for $i = 2, \dots, N$. We consider agent 1 as the root agent.

Remark 1 Note that any graph which is a directed spanning tree, has a possible lower triangular Laplacian matrix after reordering of the agents.

For the graph defined by Definition 1, we have that row stochastic matrix D is lower triangular matrix with $d_{11} = 1$ and $d_{1j} = 0$ for $j = 2, \dots, N$. Therefore, we have

$$D = \begin{pmatrix} 1 & 0 & 0 & \cdots & 0 \\ d_{21} & d_{22} & 0 & \cdots & 0 \\ d_{31} & d_{32} & d_{33} & \ddots & \vdots \\ \vdots & \ddots & \ddots & \ddots & 0 \\ d_{N1} & \cdots & d_{N,N-2} & d_{N,N-1} & d_{N,N} \end{pmatrix}.$$

Since the graph is equal to a directed spanning tree, in every row (except the first one) there are exactly two elements unequal to 0.

Our goal is to achieve delayed regulated state synchronization among all agents while the synchronized dynamics are equal to a priori given trajectory generated by a so-called exosystem

$$\begin{aligned} x_r(k+1) &= Ax_r(k), & x_r(0) &= x_{r0} \\ y_r(k) &= Cx_r(k) \end{aligned} \quad (5)$$

where $x_r \in \mathbb{R}^n$ and $y_r \in \mathbb{R}^p$.

Clearly, we need some level of communication between the constant trajectory and the agents. According to the structure of communication network, we assume that each agent has access to the quantity

$$\psi_i = \iota_i(y_i(k) - y_r(k - \kappa_{ir})), \quad \iota_i = \begin{cases} 1, & i = 1, \\ 0, & i = 2, \dots, N. \end{cases} \quad (6)$$

By combining this with (3), the information exchange among agents is given by

$$\bar{\zeta}_i(k) = \sum_{j=1}^N a_{ij}(y_i(k) - y_j(k - \kappa_{ij})) + \iota_i(y_i(k) - y_r(k - \kappa_{ir})). \quad (7)$$

For any graph \mathbb{G}^N , with the Laplacian matrix L , we define the expanded Laplacian matrix as:

$$\bar{L} = L + \text{diag}\{\iota_i\} = [\bar{\ell}_{ij}]_{N \times N}$$

which is not a regular Laplacian matrix associated to the graph, since the sum of its rows need not be zero. In terms of the coefficients of the expanded Laplacian matrix \bar{L} , $\bar{\zeta}_i$ in (7) can be rewritten as:

$$\bar{\zeta}_i(k) = \frac{1}{2 + d_{in}(i)} \sum_{j=1}^N \bar{\ell}_{ij}(y_j(k - \kappa_{ij}) - y_r(k - \kappa_{ir})) = y_i(k) - y_r(k - \kappa_{ir}) - \sum_{j=1}^N \bar{d}_{ij}(y_j(k - \kappa_{ij}) - y_r(k - \kappa_{ir})) \quad (8)$$

and we define

$$\bar{D} = I - (2I + D_{in})^{-1} \bar{L}. \quad (9)$$

It is easily verified that the matrix \bar{D} is a matrix with all elements non negative and the sum of each row is less than or equal to 1.

In this paper, we also introduce a localized information exchange among protocols. In particular, each agent $i = 1, \dots, N$ has access to localized information denoted by $\hat{\zeta}_i$, of the form

$$\hat{\zeta}_i(k) = \frac{1}{2 + d_{in}(i)} \sum_{j=1}^N \bar{\ell}_{ij} \xi_j(k - \hat{\kappa}_{ij}) = \xi_i(k) - \sum_{j=1}^N \bar{d}_{ij} \xi_j(k - \hat{\kappa}_{ij}) \quad (10)$$

where $\xi_j \in \mathbb{R}^n$ is a variable produced internally by agent j and to be defined in next sections while $\hat{\kappa}_{ij} \in \mathbb{N}^+$ ($i \neq j$) represents an unknown communication delay from agent j to agent i .

We define the following definition.

Definition 2 *The agents of a MAS are said to achieve*

- *delayed state synchronization if*

$$\lim_{k \rightarrow \infty} [(x_i(k) - x_j(k - \kappa_{ij}))] = 0, \quad \text{for all } i, j \in \{1, \dots, N\}. \quad (11)$$

where κ_{ij} represents communication delay from agent j to agent i .

- *and delayed regulated state synchronization if*

$$\lim_{k \rightarrow \infty} [(x_i(k) - x_r(k - \kappa_{ir}))] = 0, \quad \text{for all } i \in \{1, \dots, N\}. \quad (12)$$

where κ_{ir} represents the sum of delays from agent i to the exosystem.

We formulate the following problem of delayed state synchronization for networks with unknown, nonuniform communication delays with linear dynamic protocols as follows.

Problem 1 *Consider a MAS described by (1) and (8). Let \mathbb{G}^N be the set of network graphs as defined in Definition 1.*

Then, the scalable delayed regulated state synchronization problem based on localized information exchange utilizing collaborative protocols for networks with unknown, non-uniform and arbitrarily large communication delay is to find, if

possible, a linear dynamic protocol for each agent $i \in \{1, \dots, N\}$, using only knowledge of agent model, i.e. (A, B, C) , of the form:

$$\begin{cases} x_{c,i}(k+1) = A_c x_{c,i}(k) + B_{c1} \bar{\xi}_i(k) + B_{c2} \hat{\xi}_i(k), \\ u_i(k) = F_c x_{c,i}(k), \end{cases} \quad (13)$$

where $\hat{\xi}_i(k)$ is defined in (10) with $\xi_i(k) = H_c x_{c,i}(k)$ and $x_{c,i} \in \mathbb{R}^{n_c}$ such that for any N , any graph $\mathcal{G} \in \mathbb{G}^N$, any communication delays κ_{ij} and $\hat{\kappa}_{ij}$ we achieve delayed regulated state synchronization as stated by (12) in Definition 2.

A. Protocol Design

In this section, we provide our results for scalable delayed regulated state synchronization of MAS with full- and partial-state coupling.

1) **Full-state coupling:** First we consider MAS with full-state coupling, i.e. $C = I$.

Protocol 1. Full-state Coupling

We design collaborative protocols based on localized information exchanges for agents $i = 1, \dots, N$ as

$$\begin{cases} \chi_i(k+1) = A\chi_i(k) + Bu_i(k) + A\bar{\zeta}_i(k) - A\hat{\zeta}_i(k), \\ u_i(k) = -K\chi_i(k), \end{cases} \quad (14)$$

where $\bar{\zeta}_i(k)$ is defined by (8) and $\hat{\zeta}_i$ is given by

$$\hat{\zeta}_i(k) = \chi_i(k) - \sum_{j=1}^N \bar{d}_{ij} \chi_j(k - \hat{\kappa}_{ij}) \quad (15)$$

which means the agents communicate $\xi_i(k) = \chi_i(k)$. Matrix K is designed such that $A - BK$ is Schur stable.

Then, we have the following theorem for scalable delayed regulated state synchronization of MAS with full-state coupling.

Theorem 1 Consider MAS (1), with $C = I$, consisting of N agents satisfying Assumption 1. Let the associated network communication be given by (8).

Then, the scalable delayed regulated state synchronization problem as defined in Problem 1 is solvable. In particular, the linear dynamic protocol (14) solves delayed regulated state synchronization problem for any N and any graph $\mathcal{G} \in \mathbb{G}^N$.

Proof of Theorem 1: First, we define

$$\bar{x}_i(k) = x_i(k + \kappa_{ir}) \text{ and } \bar{\chi}_i(k) = \chi_i(k + \kappa_{ir})$$

where κ_{ir} denotes the sum of delays from agent i to the exosystem, and $\kappa_{ij} = \kappa_{ir} - \kappa_{jr}$. Then we have

$$\begin{aligned} \bar{\bar{\zeta}}_i(k) &= \bar{\zeta}_i(k + \kappa_{ir}) = x_i(k + \kappa_{ir}) - x_r(k) \\ &\quad - \sum_{j=1}^N \bar{d}_{ij} (x_j(k + \kappa_{ir} - \kappa_{ij}) - x_r(k)) \\ &= \bar{x}_i(k) - x_r(k) - \sum_{j=1}^N \bar{d}_{ij} (\bar{x}_j(k) - x_r(k)) \end{aligned} \quad (16)$$

and

$$\begin{aligned} \hat{\bar{\zeta}}_i &= \hat{\zeta}_i(k + \kappa_{ir}) = \chi_i(k + \kappa_{ir}) - \sum_{j=1}^N \bar{d}_{ij} \chi_j(k + \kappa_{ir} - \hat{\kappa}_{ij}) \\ &= \bar{\chi}_i(k) - \sum_{j=1}^N \bar{d}_{ij} \bar{\chi}_j(k + \kappa_{ij} - \hat{\kappa}_{ij}). \end{aligned} \quad (17)$$

Then, by defining $\tilde{x}_i(k) = \bar{x}_i(k) - x_r(k)$ and

$$\tilde{x} = \begin{pmatrix} \tilde{x}_1 \\ \vdots \\ \tilde{x}_N \end{pmatrix}, \quad \bar{\chi} = \begin{pmatrix} \bar{\chi}_1 \\ \vdots \\ \bar{\chi}_N \end{pmatrix}$$

we have the following closed-loop system in frequency domain as

$$\begin{cases} e^{j\omega} \tilde{x} = (I \otimes A) \tilde{x} - (I \otimes BK) \bar{\chi} \\ e^{j\omega} \bar{\chi} = (I \otimes (A - BK)) \bar{\chi} + ((I - \bar{D}) \otimes A) \tilde{x} \\ \quad - ((I - \bar{D}_{j\omega}(\kappa)) \otimes A) \bar{\chi} \end{cases}$$

where

$$\bar{D}_{j\omega}(\kappa) = \begin{pmatrix} \bar{d}_{11} & 0 & 0 & \cdots & 0 \\ \bar{d}_{21}e^{-j\omega(\hat{\kappa}_{21}-\kappa_{21})} & \bar{d}_{22} & 0 & \cdots & 0 \\ \vdots & \cdots & \ddots & \ddots & \vdots \\ \bar{d}_{N1}e^{-j\omega(\hat{\kappa}_{N1}-\kappa_{N1})} & \bar{d}_{N2}e^{-j\omega(\hat{\kappa}_{N2}-\kappa_{N2})} & \cdots & \cdots & \bar{d}_{NN} \end{pmatrix}.$$

Let $\delta = \tilde{x} - \bar{\chi}$. Then, we can obtain,

$$\begin{cases} e^{j\omega} \tilde{x} = (I \otimes (A - BK))\tilde{x} + (I \otimes BK)\delta \\ e^{j\omega} \delta = (\bar{D}_{j\omega}(\kappa) \otimes A)\delta + ((\bar{D} - \bar{D}_{j\omega}(\kappa)) \otimes A) \tilde{x} \end{cases} \quad (18)$$

We prove (18) is asymptotically stable for all communication delays $\kappa_{ij} \in \mathbb{N}^+$ and $\hat{\kappa}_{ij} \in \mathbb{N}^+$. Following the critical lemma [47, Lemma 3], we first prove stability without communication delays κ_{ij} and $\hat{\kappa}_{ij}$ and then prove stability in presence of communication delays.

- In the absence of communication delays in the network, the stability of system (18) is equivalent to the stability of matrix

$$\begin{pmatrix} I \otimes (A - BK) & I \otimes BK \\ 0 & \bar{D} \otimes A \end{pmatrix} \quad (19)$$

where $\bar{D} = [\bar{d}_{ij}] \in \mathbb{R}^{N \times N}$ and we have that the eigenvalues of \bar{D} are in open unit disk. The eigenvalues of $\bar{D} \otimes A$ are of the form $\lambda_i \mu_j$, with λ_i and μ_j eigenvalues of \bar{D} and A , respectively [12, Theorem 4.2.12]. Since $|\lambda_i| < 1$ and $|\mu_j| \leq 1$, we find $\bar{D} \otimes A$ is Schur stable. Then we have

$$\lim_{k \rightarrow \infty} \delta_i(k) \rightarrow 0 \quad (20)$$

Therefore, we have that the dynamics for $\delta_i(k)$ is asymptotically stable.

- In the presence of communication delay, the closed-loop system (18) is asymptotically stable if

$$\det \left[e^{j\omega} I - \begin{pmatrix} I \otimes (A - BK) & I \otimes BK \\ (\bar{D} - \bar{D}_{j\omega}(\kappa)) \otimes A & \bar{D}_{j\omega}(\kappa) \otimes A \end{pmatrix} \right] \neq 0 \quad (21)$$

for all $\omega \in \mathbb{R}$ and any communication delays $\kappa_{ij} \in \mathbb{N}^+$ and $\hat{\kappa}_{ij} \in \mathbb{N}^+$. Condition (21) is satisfied if matrix

$$\begin{pmatrix} I \otimes (A - BK) & I \otimes BK \\ (\bar{D} - \bar{D}_{j\omega}(\kappa)) \otimes A & \bar{D}_{j\omega}(\kappa) \otimes A \end{pmatrix} \quad (22)$$

has no eigenvalues on the unit circle for all $\omega \in \mathbb{R}$. That is to say we just need to prove the stability of

$$\begin{cases} e^{j\omega} \tilde{x} = (I \otimes (A - BK))\tilde{x} + (I \otimes BK)\delta \\ e^{j\omega} \delta = (\bar{D}_{j\omega}(\kappa) \otimes A)\delta + ((\bar{D} - \bar{D}_{j\omega}(\kappa)) \otimes A) \tilde{x} \end{cases} \quad (23)$$

Then, according to the structure of matrix \bar{D} , (23) can be rewritten as

$$\begin{cases} e^{j\omega} \tilde{x}_1 = (A - BK)\tilde{x}_1 + BK\delta_1 \\ e^{j\omega} \delta_1 = \bar{d}_{11}A\delta_1 \end{cases} \quad (24)$$

and

$$\begin{cases} e^{j\omega} \tilde{x}_i = (A - BK)\tilde{x}_i + BK\delta_i \\ e^{j\omega} \delta_i = \bar{d}_{ii}A\delta_i + \sum_{j=1}^{i-1} \bar{d}_{ij}e^{-j\omega(\hat{\kappa}_{ij}-\kappa_{ij})}A\delta_j \\ \quad + \sum_{j=1}^{i-1} (1 - e^{-j\omega(\hat{\kappa}_{ij}-\kappa_{ij})})\bar{d}_{ij}A\tilde{x}_j \end{cases} \quad (25)$$

for $i = 2, \dots, N$ and $j \leq i - 1$.

Then for $i = 1$, The eigenvalues of $\bar{d}_{11}A$ are of the form $\bar{d}_{11}\lambda_i$, with λ_i eigenvalues of A . since $|\bar{d}_{11}| < 1$, and $|\lambda_i| \leq 1$, one can obtain that all eigenvalues of $\bar{d}_{11}A$ are inside unit circle, that is

$$\delta_1 \rightarrow 0 \text{ as } k \rightarrow \infty$$

then, given that $A - BK$ is Schur stable, we have

$$\tilde{x}_1 \rightarrow 0 \text{ as } k \rightarrow \infty$$

Therefore, the dynamics of \tilde{x}_1 , and δ_1 are asymptotically stable.

Then for $i = 2$ and $j = 1$, we have

$$\begin{cases} e^{j\omega} \tilde{x}_2 = (A - BK)\tilde{x}_2 + BK\delta_2 \\ e^{j\omega} \delta_2 = \bar{d}_{22}A\delta_2 + \bar{d}_{21}e^{-j\omega(\hat{\kappa}_{21}-\kappa_{21})}A\delta_1 \\ \quad + (1 - e^{-j\omega(\hat{\kappa}_{21}-\kappa_{21})})\bar{d}_{21}A\tilde{x}_1 \end{cases} \quad (26)$$

similar to the proof of Theorem 1, we have all eigenvalues of $\bar{D} \otimes A$ are inside the unit disc. Then, since we have that $A - BK$ and $A - HC$ are Schur stable, we obtain that

$$\lim_{k \rightarrow \infty} \bar{x} \rightarrow 0.$$

It implies that $\bar{x}_i \rightarrow x_r$.

- In the presence of communication delay, the closed-loop system (29) is asymptotically stable if

$$\det \left[j\omega I - \begin{pmatrix} I \otimes (A - BK) & I \otimes BK & 0 \\ 0 & \bar{D}_{j\omega}(\kappa) \otimes A & I \otimes A \\ (\bar{D} - \bar{D}_{j\omega}(\kappa)) \otimes HC & 0 & I \otimes (A - HC) \end{pmatrix} \right] \neq 0 \quad (31)$$

for all $\omega \in \mathbb{R}$ and any communication delays $\kappa_{ij} \in \mathbb{N}^+$ and $\hat{\kappa}_{ij} \in \mathbb{N}^+$. Condition (31) is satisfied if matrix

$$\begin{pmatrix} I \otimes (A - BK) & I \otimes BK & 0 \\ 0 & \bar{D}_{j\omega}(\kappa) \otimes A & I \otimes A \\ (\bar{D} - \bar{D}_{j\omega}(\kappa)) \otimes HC & 0 & I \otimes (A - HC) \end{pmatrix} \quad (32)$$

has no eigenvalues on the unit circle for all $\omega \in \mathbb{R}$.

Then, according to the structure of matrix \bar{D} , (29) can be rewritten as

$$\begin{cases} e^{j\omega} \bar{x}_1 = (A - BK)\bar{x}_1 + BK\delta_1 \\ e^{j\omega} \delta_1 = \bar{d}_{11}A\delta_1 + A\bar{\delta}_1 \\ e^{j\omega} \bar{\delta}_1 = (A - HC)\bar{\delta}_1 \end{cases} \quad (33)$$

and

$$\begin{cases} e^{j\omega} \bar{x}_i = (A - BK)\bar{x}_i + BK\delta_i \\ e^{j\omega} \delta_i = \bar{d}_{ii}A\delta_i + \sum_{j=1}^{i-1} \bar{d}_{ij} e^{j\omega(\kappa_{ij} - \hat{\kappa}_{ij})} A\delta_j + A\bar{\delta}_i \\ e^{j\omega} \bar{\delta}_i = (A - HC)\bar{\delta}_i + \sum_{j=1}^{i-1} (1 - e^{j\omega(\kappa_{ij} - \hat{\kappa}_{ij})}) \bar{d}_{ij} HC \bar{x}_j \end{cases} \quad (34)$$

for $i = 2, \dots, N$ and $j \leq i - 1$.

Then for $i = 1$, we have

$$\bar{\delta}_1 \rightarrow 0 \text{ as } k \rightarrow \infty$$

since $A - HC$ is Schur stable. In the following, since $\bar{d}_{11} < 1$, one can obtain that all eigenvalues of $\bar{d}_{11}A$ are inside the unit disc, that is

$$\delta_1 \rightarrow 0 \text{ as } k \rightarrow \infty$$

then, given that $A - BK$ is Schur stable, we have

$$\bar{x}_1 \rightarrow 0 \text{ as } k \rightarrow \infty$$

Therefore, the dynamics of \bar{x}_1 , δ_1 and $\bar{\delta}_1$ are asymptotically stable.

Then for $i = 2$ and $j = 1$, we have

$$\begin{cases} e^{j\omega} \bar{x}_2 = (A - BK)\bar{x}_2 + BK\delta_2 \\ e^{j\omega} \delta_2 = \bar{d}_{22}A\delta_2 + \bar{d}_{21} e^{j\omega(\kappa_{21} - \hat{\kappa}_{21})} A\delta_1 + A\bar{\delta}_2 \\ e^{j\omega} \bar{\delta}_2 = (A - HC)\bar{\delta}_2 + (1 - e^{j\omega(\kappa_{21} - \hat{\kappa}_{21})}) \bar{d}_{21} HC \bar{x}_1 \end{cases} \quad (35)$$

Since we have that dynamics of \bar{x}_1 and δ_1 are asymptotically stable, we just need to prove the stability of

$$\begin{cases} e^{j\omega} \bar{x}_2 = (A - BK)\bar{x}_2 + BK\delta_2 \\ e^{j\omega} \delta_2 = \bar{d}_{22}A\delta_2 + A\bar{\delta}_2 \\ e^{j\omega} \bar{\delta}_2 = (A - HC)\bar{\delta}_2 \end{cases} \quad (36)$$

Similar to the analysis of stability of system (33), since $\bar{d}_{22} < 1$, we have

$$\delta_2 \rightarrow 0, \bar{\delta}_2 \rightarrow 0, \text{ and } \bar{x}_2 \rightarrow 0,$$

as $k \rightarrow \infty$. Similar to the case of $i = 2$, we can obtain that (34), for $i = 3, \dots, N$ and $j \leq i - 1$ is asymptotically stable, i.e.

$$\delta_i \rightarrow 0, \bar{\delta}_i \rightarrow 0, \text{ and } \bar{x}_i \rightarrow 0, \text{ as } k \rightarrow \infty.$$

since we have $\bar{d}_{ii} < 1$ and dynamics of \bar{x}_{i-1} and δ_{i-1} are asymptotically stable. Therefore we obtain that

$$\bar{x}_i \rightarrow 0 \text{ as } k \rightarrow \infty$$

for $i = 2, \dots, N$, which is equivalent to the stability of system (29). Then condition (31) is satisfied. Therefore, based on [47, Lemma 3], for all κ_{ij} and $\hat{\kappa}_{ij}$,

$$\bar{x}_i \rightarrow x_r$$

as $k \rightarrow \infty$, which means that delayed synchronization (11) is achieved. ■

III. HETEROGENEOUS MAS WITH INTROSPECTIVE AGENTS

In this section, we study a heterogeneous MAS consisting of N non-identical linear agents:

$$\begin{aligned} x_i(k+1) &= A_i x_i(k) + B_i u_i(k), \\ y_i(k) &= C_i x_i(k), \end{aligned} \quad (37)$$

where $x_i \in \mathbb{R}^{n_i}$, $u_i \in \mathbb{R}^{m_i}$ and $y_i \in \mathbb{R}^p$ are the state, input, output of agent i for $i = 1, \dots, N$.

The agents are introspective, meaning that each agent has access to its own local information. Specifically each agent has access to part of its state

$$z_i(k) = C_i^m x_i(k). \quad (38)$$

where $z_i \in \mathbb{R}^{q_i}$.

The communication network provides agent i with localized information (8) which is a linear combination of its own output relative to that of other agents. The agents have also access to the localized information defined by (10). We define the following definition.

Definition 3 *The agents of a heterogeneous MAS are said to achieve*

- *delayed output synchronization if*

$$\lim_{k \rightarrow \infty} [(y_i(k) - y_j(k - \kappa_{ij}))] = 0, \quad \text{for all } i, j \in \{1, \dots, N\}. \quad (39)$$

where κ_{ij} represents communication delay from agent j to agent i .

- *and delayed regulated output synchronization if*

$$\lim_{k \rightarrow \infty} [(y_i(k) - y_r(k - \kappa_{ir}))] = 0, \quad \text{for all } i \in \{1, \dots, N\}. \quad (40)$$

where κ_{ir} represents the sum of delays from agent i to the exosystem.

We formulate the regulated output synchronization problem for heterogeneous network as follows.

Problem 2 *Consider a MAS (37) and (8). Let \mathbb{G}^N be the set of network graphs as defined in Definition 1.*

The scalable delayed regulated output synchronization problem based on localized information exchange utilizing collaborative protocols for heterogeneous networks with unknown nonuniform and arbitrarily large communication delay is to find, if possible, a linear dynamic protocol for each agent $i \in \{1, \dots, N\}$, using only knowledge of agent models, i.e. (C_i, A_i, B_i) of the form:

$$\begin{cases} x_{i,c}(k+1) = A_{i,c} x_{i,c}(k) + B_{i,c} \bar{\xi}_i(k) + C_{i,c} \hat{\xi}_i(k) + D_{i,c} z_i(k) \\ u_i(k) = E_{i,c} x_{i,c}(k) + F_{i,c} \bar{\xi}_i(k) + G_{i,c} \hat{\xi}_i(k) + H_{i,c} z_i(k), \end{cases} \quad (41)$$

where $\hat{\xi}_i$ is defined by (10) with $\xi_i = H_c x_{c,i}$ and $x_{c,i} \in \mathbb{R}^{n_c}$ such that for any N , any graph $\mathcal{G} \in \mathbb{G}^N$, any communication delays κ_{ij} and $\hat{\kappa}_{ij}$ we achieve delayed regulated output synchronization as stated by (40) in Definition 3.

We make the following assumptions on agents and the exosystem.

Assumption 2 *For agents $i \in \{1, \dots, N\}$,*

- 1) (C_i, A_i, B_i) is stabilizable and detectable.
- 2) (C_i, A_i, B_i) is right-invertible.
- 3) (C_i^m, A_i) is detectable.

Assumption 3 *For exosystem,*

- 1) (C_r, A_r) is observable.
- 2) All the eigenvalues of A_r are on the unit circle.

We design scale-free protocols to solve scalable delayed regulated output synchronization problem as stated in Problem 2. After introducing the architecture of our protocol, we design the protocols through four steps.

A. Architecture of the protocol

Our protocol has the structure shown below in Figure 1.

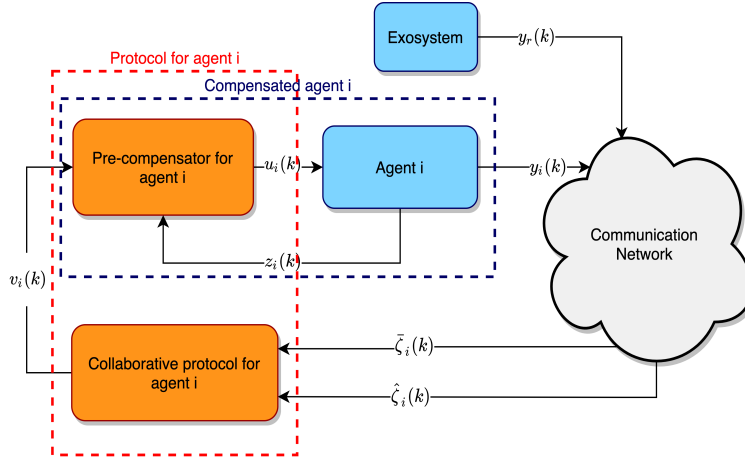


Fig. 1: Architecture of scale-free protocols for output synchronization of heterogeneous networks

As seen in the figure, our design methodology consists of two major modules.

- 1) The first module is remodeling the exosystem to obtain the target model by designing pre-compensators following our previous results in [44].
- 2) The second module is designing collaborate protocols for almost homogenized agents to achieve output and regulated output synchronization.

B. Protocol design

To design our protocols, first we recall the following Lemma.

Lemma 1 ([44]) *There exists another exosystem given by:*

$$\begin{aligned} \check{x}_r(k+1) &= \check{A}_r \check{x}_r(k), & \check{x}_r(0) &= \check{x}_{r0} \\ y_r(k) &= \check{C}_r \check{x}_r(k), \end{aligned} \quad (42)$$

such that for all $x_{r0} \in \mathbb{R}^r$, there exists $\check{x}_{r0} \in \mathbb{R}^{\check{r}}$ for which (42) generate exactly the same output y_r as the original exosystem (5). Furthermore, we can find a matrix \check{B}_r such that the triple $(\check{C}_r, \check{A}_r, \check{B}_r)$ is invertible, of uniform rank n_q , and has no invariant zero, where n_q is an integer greater than or equal to maximal order of infinite zeros of $(C_i, A_i, B_i), i \in \{1, \dots, N\}$ and all the observability indices of (C_r, A_r) . Note that the eigenvalues of \check{A}_r consists of all eigenvalues of A_r and additional zero eigenvalues.

We design our protocols through the four steps in *Protocol 3*.

Then, we have the following theorem for scalable regulated output synchronization of heterogeneous MAS.

Theorem 3 *Consider a heterogeneous network of N agents (37) satisfying Assumption 2 with local information (38) and the associated exosystem (5) satisfying Assumption 3. Then, the scalable delayed regulated output synchronization problem as defined in Problem 2 is solvable. In particular, the dynamic protocol (47) solves the scalable delayed regulated output synchronization problem based on localized information exchange for any N and any graph $\mathcal{G} \in \mathbb{G}_{\mathcal{L}}^N$.*

Proof of Theorem 3: Similar to the proof of Theorem 2 and by defining $\bar{x}_i(k) = x_i^h(k + \kappa_{ir})$, $\bar{\rho}_i(k) = \rho_i(k + \kappa_{ir})$, $\bar{\omega}_i(k) = \omega_i(k + \kappa_{ir})$, $\tilde{x}_i(k) = \bar{x}_i(k) - \check{x}_r(k)$ and

$$\tilde{x} = \begin{pmatrix} \tilde{x}_1 \\ \vdots \\ \tilde{x}_N \end{pmatrix}, \hat{x} = \begin{pmatrix} \hat{x}_1 \\ \vdots \\ \hat{x}_N \end{pmatrix}, \bar{x} = \begin{pmatrix} \bar{x}_1 \\ \vdots \\ \bar{x}_N \end{pmatrix}, \bar{\rho} = \begin{pmatrix} \bar{\rho}_1 \\ \vdots \\ \bar{\rho}_N \end{pmatrix}, \bar{\omega} = \begin{pmatrix} \bar{\omega}_1 \\ \vdots \\ \bar{\omega}_N \end{pmatrix}$$

Protocol 3. Heterogeneous MAS

Step 1: remodeling the exosystem First, we remodel the exosystem to arrive at suitable choice for the target model $(\check{C}_r, \check{A}_r, \check{B}_r)$ following the design procedure in [44] summarized in Lemma 1.

Step 2: designing pre-compensators In this step, given the target model $(\check{C}_r, \check{A}_r, \check{B}_r)$, by utilizing the design methodology from [44, Appendix B], we design a pre-compensators for each agent $i \in \{1, \dots, N\}$ of the form

$$\begin{cases} \xi_i(k+1) = A_{i,h}\xi_i(k) + B_{i,h}z_i(k) + E_{i,h}v_i(k), \\ u_i(k) = C_{i,h}\xi_i(k) + D_{i,h}v_i(k), \end{cases} \quad (43)$$

which yields the compensated agents as

$$\begin{cases} x_i^h(k+1) = \check{A}_r x_i^h(k) + \check{B}_r(v_i(k) + \rho_i(k)), \\ y_i(k) = \check{C}_r x_i^h(k), \end{cases} \quad (44)$$

where $\rho_i(k)$ is given by

$$\begin{cases} \omega_i(k+1) = A_{i,s}\omega_i(k), \\ \rho_i(k) = C_{i,s}\omega_i(k), \end{cases} \quad (45)$$

and $A_{i,s}$ is Schur stable. Note that the compensated agents are homogenized and have the target model $(\check{C}_r, \check{A}_r, \check{B}_r)$.

Step 3: designing collaborative protocols for the compensated agents Collaborative protocols based on localized information exchanges are designed for the compensated agents $i = 1, \dots, N$ as

$$\begin{cases} \hat{x}_i(k+1) = \check{A}_r \hat{x}_i(k) - \check{B}_r K \hat{\zeta}_i(k) + H(\check{\zeta}_i(k) - \check{C}_r \hat{x}_i(k)), \\ \chi_i(k+1) = \check{A}_r \chi_i(k) + \check{B}_r v_i(k) + \check{A}_r \hat{x}_i(k) - \check{A}_r \hat{\zeta}_i(k), \\ v_i(k) = -K \chi_i(k), \end{cases} \quad (46)$$

where H and K are matrices such that $\check{A}_r - H\check{C}_r$ and $\check{A}_r - \check{B}_r K$ are Schur stable. The exchanging information $\hat{\zeta}_i$ is defined as (10) and $\check{\zeta}_i$ is defined as (8).

Step 4: obtaining the protocols The final protocol which is the combination of module 1 and 2 is

$$\begin{cases} \xi_i(k+1) = A_{i,h}\xi_i(k) + B_{i,h}z_i(k) - E_{i,h}K\chi_i(k), \\ \hat{x}_i(k+1) = \check{A}_r \hat{x}_i(k) - \check{B}_r K \hat{\zeta}_i(k) + H(\check{\zeta}_i(k) - \check{C}_r \hat{x}_i(k)), \\ \chi_i(k+1) = (\check{A}_r - \check{B}_r K)\chi_i(k) + \check{A}_r \hat{x}_i(k) - \check{A}_r \hat{\zeta}_i(k), \\ u_i(k) = C_{i,h}\xi_i(k) - D_{i,h}K\chi_i(k), \end{cases} \quad (47)$$

then, we have the following closed-loop system in frequency domain

$$\begin{cases} e^{j\omega} \tilde{x} = (I \otimes \check{A}_r) \tilde{x} - (I \otimes \check{B}_r K) \tilde{\chi} + (I \otimes \check{B}_r) \tilde{\rho} \\ e^{j\omega} \hat{x} = (I \otimes (\check{A}_r - H\check{C}_r)) \hat{x} - ((I - \bar{D}_{j\omega}(\kappa)) \otimes \check{B}_r K) \tilde{\chi} + ((I - \bar{D}) \otimes H\check{C}_r) \tilde{x} \\ e^{j\omega} \tilde{\chi} = (I \otimes (\check{A}_r - \check{B}_r K)) \tilde{\chi} - ((I - \bar{D}_{j\omega}(\kappa)) \otimes \check{A}_r) \tilde{\chi} + (I \otimes \check{A}_r) \hat{x} \\ e^{j\omega} \omega = A_s \omega \end{cases} \quad (48)$$

By defining $\delta = \tilde{x} - \tilde{\chi}$ and $\bar{\delta} = ((I - \bar{D}_{j\omega}(\kappa)) \otimes I) \tilde{x} - \hat{x}$, we obtain

$$\begin{cases} e^{j\omega} \tilde{x} = (I \otimes (\check{A}_r - \check{B}_r K)) \tilde{x} + (I \otimes \check{B}_r K) \delta + (I \otimes \check{B}_r) C_s \bar{\omega} \\ e^{j\omega} \delta = (\bar{D}_{j\omega}(\kappa) \otimes \check{A}_r) \delta + (I \otimes \check{A}_r) \bar{\delta} + (I \otimes \check{B}_r) C_s \bar{\omega} \\ e^{j\omega} \bar{\delta} = (I \otimes (\check{A}_r - H\check{C}_r)) \bar{\delta} - ((\bar{D}_{j\omega}(\kappa) - \bar{D}) \otimes H\check{C}_r) \tilde{x} + ((I - \bar{D}_{j\omega}(\kappa)) \otimes \check{B}_r) C_s \bar{\omega} \\ e^{j\omega} \omega = A_s \omega \end{cases} \quad (49)$$

where $C_s = \text{diag}\{C_{i,s}\}$ for $i = 1, \dots, N$. Similar to the proof of Theorem 2, we prove (49) is asymptotically stable for all communication delays $\kappa_{ij} \in \mathbb{R}^+$ and $\hat{\kappa}_{ij} \in \mathbb{R}^+$. Following the critical lemma [47, Lemma 3], we first prove stability without communication delays κ_{ij} and $\hat{\kappa}_{ij}$ and then prove stability in presence of communication delays.

- In the absence of communication delays in the network, the stability of system (49) is equivalent to the stability of matrix

$$\begin{pmatrix} I \otimes (\check{A}_r - \check{B}_r K) & I \otimes \check{B}_r K & 0 & (I \otimes \check{B}_r) C_s \\ 0 & \bar{D} \otimes \check{A}_r & I \otimes \check{A}_r & (I \otimes \check{B}_r) C_s \\ 0 & 0 & I \otimes (\check{A}_r - H\check{C}_r) & ((I - \bar{D}) \otimes \check{B}_r) C_s \\ 0 & 0 & 0 & A_s \end{pmatrix} \quad (50)$$

where $A_s = \text{diag}\{A_{i,s}\}$ for $i = 1, \dots, N$. Similar to the proof of Theorem 2, we have that all eigenvalues of $\bar{D} \otimes \check{A}_r$ are inside the unit disc. Then, since we have that $\check{A}_r - \check{B}_r K$, $\check{A}_r - H\check{C}_r$ and A_s are Schur stable, we obtain that

$$\lim_{k \rightarrow \infty} \tilde{x} \rightarrow 0.$$

It implies that $\bar{x}_i \rightarrow x_r$.

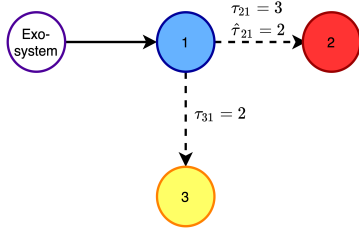


Fig. 2: Communication graph of the network with 3 nodes

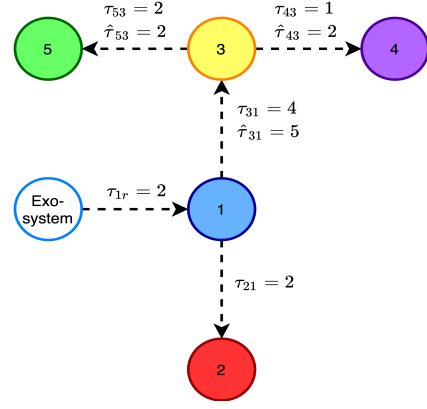


Fig. 3: Communication graph of the network with 5 nodes

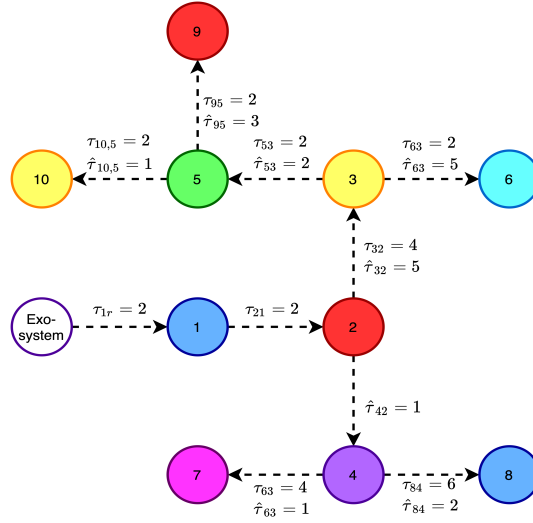


Fig. 4: Communication graph of the network with 10 nodes

- In the presence of communication delay, the closed-loop system (49) is asymptotically stable if

$$\det \left[e^{j\omega I} - \begin{pmatrix} I \otimes (\check{A}_r - \check{B}_r K) & I \otimes \check{B}_r K & 0 & (I \otimes \check{B}_r) C_s \\ 0 & \bar{D}_{j\omega}(\kappa) \otimes \check{A}_r & I \otimes \check{A}_r & (I \otimes \check{B}_r) C_s \\ (\bar{D} - \bar{D}_{j\omega}(\kappa)) \otimes H \check{C}_r & 0 & I \otimes (\check{A}_r - H \check{C}_r) & ((I - \bar{D}_{j\omega}(\kappa)) \otimes \check{B}_r) C_s \\ 0 & 0 & 0 & A_s \end{pmatrix} \right] \neq 0 \quad (51)$$

for all $\omega \in \mathbb{R}$ and any communication delays $\kappa_{ij} \in \mathbb{R}^+$ and $\hat{\kappa}_{ij} \in \mathbb{R}^+$. Condition (51) is satisfied if matrix

$$\begin{pmatrix} I \otimes (\check{A}_r - \check{B}_r K) & I \otimes \check{B}_r K & 0 & (I \otimes \check{B}_r) C_s \\ 0 & \bar{D}_{j\omega}(\kappa) \otimes \check{A}_r & I \otimes \check{A}_r & (I \otimes \check{B}_r) C_s \\ (\bar{D} - \bar{D}_{j\omega}(\kappa)) \otimes H \check{C}_r & 0 & I \otimes (\check{A}_r - H \check{C}_r) & ((I - \bar{D}_{j\omega}(\kappa)) \otimes \check{B}_r) C_s \\ 0 & 0 & 0 & A_s \end{pmatrix} \quad (52)$$

has no eigenvalues on the unit circle for all $\omega \in \mathbb{R}$. Then, according to the structure of matrix \bar{D} , and similar to the proof of Theorem 2 one can obtain that \tilde{x} is asymptotically stable, i.e., $\lim_{k \rightarrow \infty} \tilde{x}_i = 0$, which implies that $\lim_{k \rightarrow \infty} \tilde{y}_i = 0$, or $\tilde{y}_i \rightarrow y_r$. ■

IV. NUMERICAL EXAMPLE

In this section, we will illustrate the performance of our scalable linear protocols with numerical examples for scale-free delayed regulated state synchronization of homogeneous MAS with partial-state coupling and scale-free delayed regulated

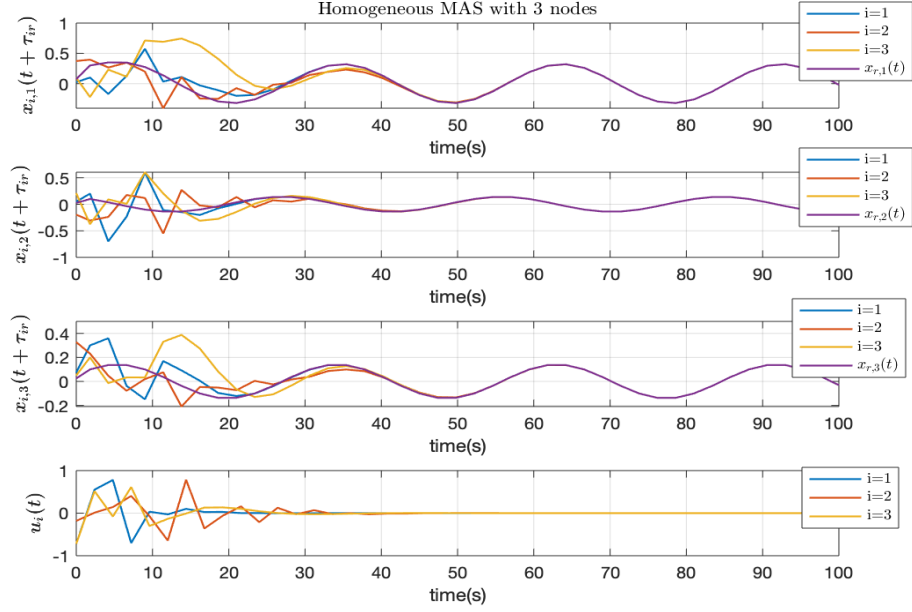


Fig. 5: Scale-free delayed regulated state synchronization for homogeneous MAS with 3 nodes

output synchronization for heterogeneous MAS in presence of communication delays.

Example 1. Homogeneous MAS

Consider agents models (1) with matrices

$$A = \begin{pmatrix} 0.5 & 1 & 1 \\ 0 & \sqrt{3}/2 & -0.5 \\ 0 & 0.5 & \sqrt{3}/2 \end{pmatrix}, \quad B = \begin{pmatrix} 1 \\ 1 \\ 0 \end{pmatrix}, \quad C = (1 \ 0 \ 1).$$

The goal is delayed regulated state synchronization to a dynamic synchronized trajectory generated by

$$\begin{cases} \dot{x}_r = \begin{pmatrix} 0.5 & 1 & 1 \\ 0 & \sqrt{3}/2 & -0.5 \\ 0 & 0.5 & \sqrt{3}/2 \end{pmatrix} x_r \\ y_r = (1 \ 0 \ 1) x_r \end{cases}$$

by choosing initial condition, $x_r(0) = (0.3 \ 0.1 \ 0.1)^T$. Meanwhile, to show the scalability of our protocols we choose three different MAS, with different communication networks and different number of agents. In all of the following cases we choose matrices $K = (0.0695 \ 1.7625 \ 1.2051)$ and $H = (1.4327 \ 0.4143 \ 0.6993)^T$.

Case I: Consider a MAS consisting of 3 agents with agent models (A, B, C) and tree communication topology shown in Figure 2. The communication delays are equal to $\kappa_{21} = 3$, $\kappa_{31} = 2$, and $\hat{\kappa}_{21} = 2$. The exosystem provides $x_r(t)$ for agent 1. Figure 5 shows the simulation results.

Case II: Now, we consider another MAS consisting of 5 agents with agent models (A, B, C) and communication topology shown in Figure 3. The communication delays are equal to $\kappa_{1r} = 2$, $\kappa_{21} = 2$, $\kappa_{31} = 4$, $\kappa_{43} = 1$, $\kappa_{53} = 2$, $\hat{\kappa}_{31} = 5$, $\hat{\kappa}_{43} = 2$ and $\hat{\kappa}_{53} = 2$. We show that with the same protocol utilized for *case I*, we achieve delayed regulated state synchronization. The simulation results are shown in Figure 6.

Case III: Finally, consider a MAS consisting of 10 agents with agent models (A, B, C) and directed communication topology shown in Figure 4. The communication delays are equal to $\kappa_{1r} = 2$, $\kappa_{21} = 2$, $\kappa_{32} = 4$, $\kappa_{53} = 2$, $\kappa_{63} = 2$, $\kappa_{74} = 4$, $\kappa_{84} = 6$, $\kappa_{95} = 2$, $\kappa_{10,5} = 2$, $\hat{\kappa}_{32} = 5$, $\hat{\kappa}_{42} = 1$, $\hat{\kappa}_{53} = 2$, $\hat{\kappa}_{63} = 5$, $\hat{\kappa}_{74} = 1$, $\hat{\kappa}_{84} = 6$, $\hat{\kappa}_{95} = 3$, and $\hat{\kappa}_{10,5} = 1$. The exosystem provides x_r for agent 1. The simulation results for this MAS are presented in Figure 7.

The simulation results show that our one-shot-design protocol (28) achieves delayed regulated state synchronization for any communication network with associated spanning tree graph and any size of the network. Moreover, the protocol can tolerate any unknown non-uniform and arbitrarily large communication delays.

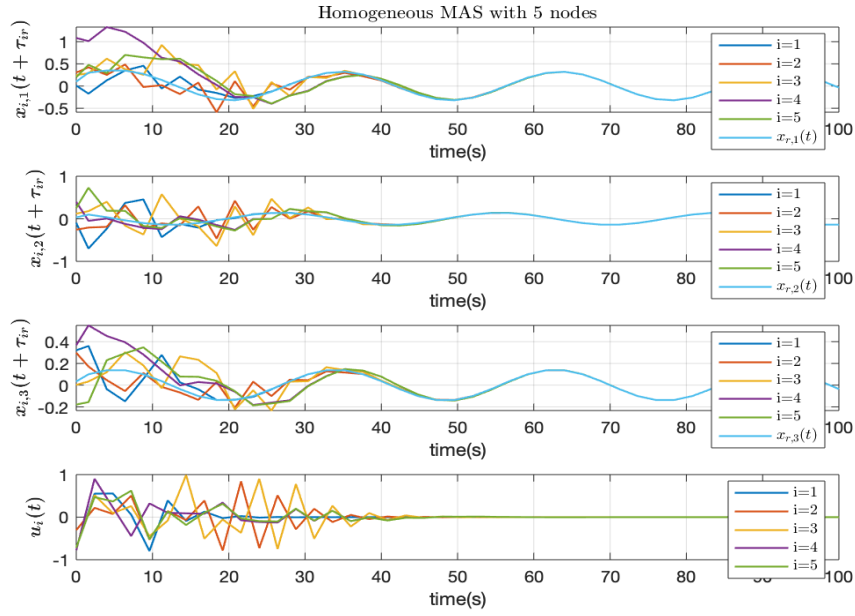


Fig. 6: Scale-free delayed regulated state synchronization for homogeneous MAS with 5 nodes

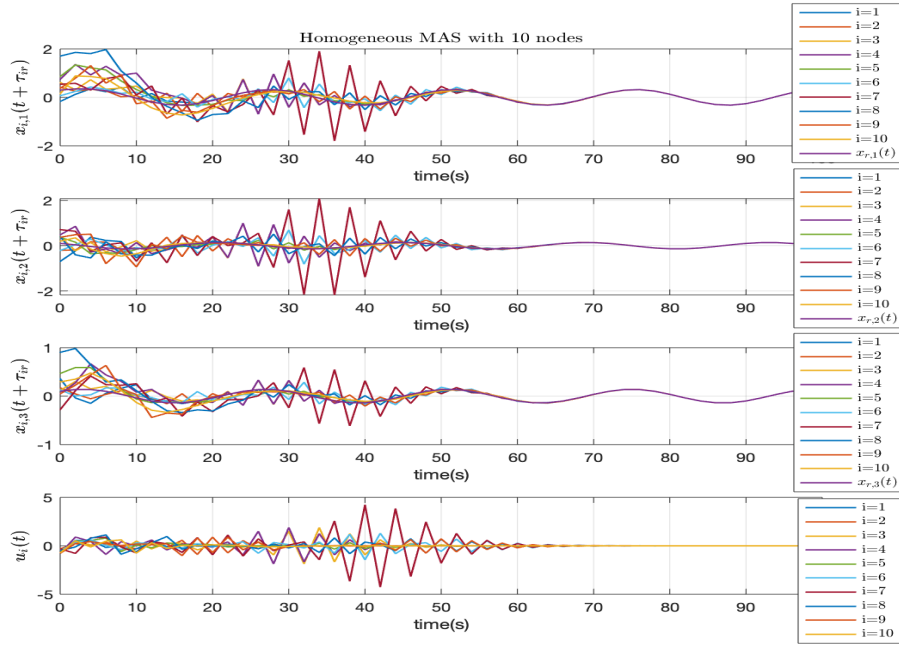


Fig. 7: Scale-free delayed regulated state synchronization for homogeneous MAS with 10 nodes

Example 2. Heterogeneous MAS

In this section, we will illustrate the effectiveness of our protocols with a numerical example for delayed regulated output synchronization of heterogeneous discrete-time MAS. We show that our protocol design *Protocol 3* is scale-free and it works

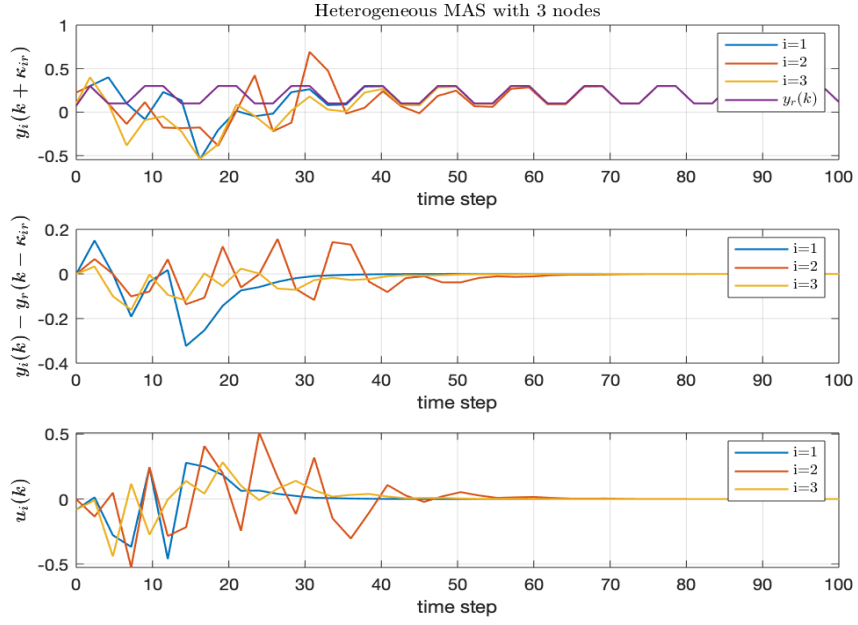


Fig. 8: Scale-free delayed regulated output synchronization for heterogeneous MAS with 3 nodes

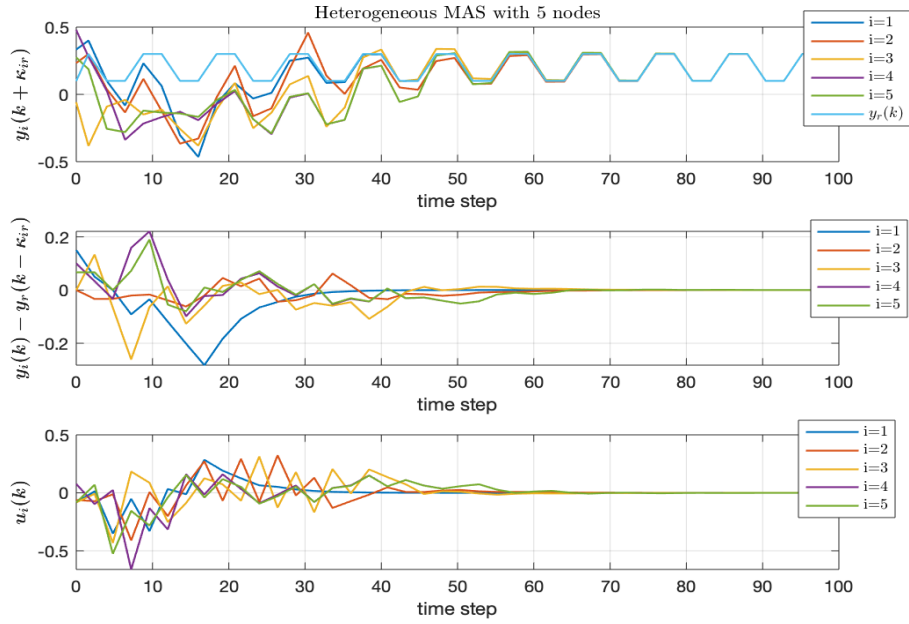


Fig. 9: Scale-free delayed regulated output synchronization for heterogeneous MAS with 5 nodes

for any graph $\mathcal{G} \in \mathbb{G}^N$ with any number of agents. Consider the agents models (37) with

$$A_i = \begin{pmatrix} 0 & 0 & 1 & 0 \\ 0 & 0 & 0 & 1 \\ 0 & 2 & 1 & 1 \\ 1 & 1 & 1 & 0 \end{pmatrix}, B_i = \begin{pmatrix} 0 & 0 \\ 0 & 0 \\ 1 & 0 \\ 0 & 1 \end{pmatrix}, C_i = (0 \ 0 \ 1 \ 0), C_i^m = I$$

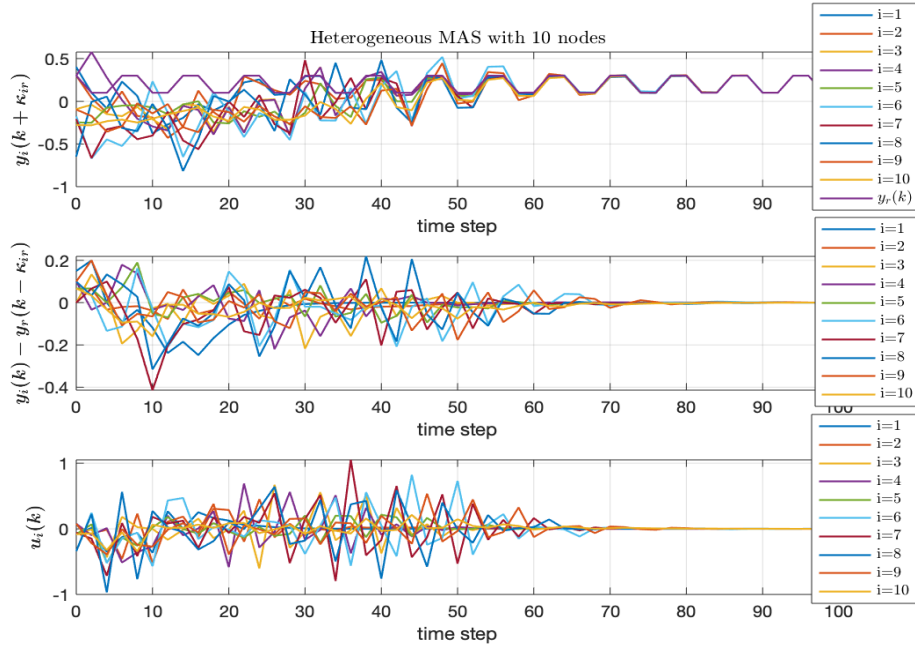


Fig. 10: Scale-free delayed regulated output synchronization for heterogeneous MAS with 10 nodes

for $i = 1, 6$, and

$$A_i = \begin{pmatrix} 0 & 1 & 0 \\ 0 & 0 & 1 \\ 0 & 0 & 0 \end{pmatrix}, B_i = \begin{pmatrix} 0 \\ 0 \\ 1 \end{pmatrix}, C_i = (1 \ 0 \ 0), C_i^m = I,$$

for $i = 2, 7$, and

$$A_i = \begin{pmatrix} 0 & 0 & 0 & 1 & 0 \\ 0 & 1 & -1 & 0 & 1 \\ 0 & 1 & 0 & 0 & 0 \\ 0 & 0 & 1 & 0 & 0 \\ 1 & 1 & 0 & 0 & 1 \end{pmatrix}, B_i = \begin{pmatrix} 0 & 0 \\ 1 & 0 \\ 0 & 0 \\ 0 & 0 \\ 0 & 1 \end{pmatrix}, C_i = (0 \ 0 \ 1 \ 0 \ 0), C_i^m = I,$$

for $i = 3, 4, 8, 9$, and

$$A_i = \begin{pmatrix} 0 & 1 & 0 \\ 0 & 0 & 1 \\ -2 & 1 & 0 \end{pmatrix}, B_i = \begin{pmatrix} 0 \\ 0 \\ 1 \end{pmatrix}, C_i = (1 \ 0 \ 0), C_i^m = I,$$

for $i = 5, 10$. Note that $\bar{n}_d = 3$, which is the degree of infinite zeros of (C_2, A_2, B_2) . In this example, our goal is delayed output regulation to a non-constant signal generated by

$$\begin{aligned} \dot{x}_r &= \begin{pmatrix} 0 & 1 & 0 \\ 0 & 0 & 1 \\ 1 & -1 & 1 \end{pmatrix} x_r, \\ y_r &= (1 \ 0 \ 0) x_r. \end{aligned}$$

Utilizing Lemma 1, we choose $(\check{C}_r, \check{A}_r, \check{B}_r)$ as

$$\check{A}_r = \begin{pmatrix} 0 & 1 & 0 \\ 0 & 0 & 1 \\ 1 & -1 & 1 \end{pmatrix}, \check{B}_r = \begin{pmatrix} 0 \\ 0 \\ 1 \end{pmatrix}, \check{C}_r = (1 \ 0 \ 0)$$

and $K = (1.006 \ -0.99 \ 0.6)$ and $H = (0.9 \ -0.35 \ -0.225)^\top$. To show the scalability of our protocols, similar to Example 1, we consider three heterogeneous MAS with different number of agents and different communication topologies.

Case I: Consider a MAS with 3 agents with agent models (C_i, A_i, B_i) for $i \in \{1, \dots, 3\}$, and directed communication topology shown in Figure 2. Values of communication delays are same as Example 1, case 1.

Case II: In this case, we consider a MAS with 5 agents and agent models (C_i, A_i, B_i) for $i \in \{1, \dots, 5\}$ and directed communication topology shown in Figure 3. Values of communication delays are same as Example 1, case 2.

Case III: Finally, we consider a MAS with 10 agents and agent models (C_i, A_i, B_i) for $i \in \{1, \dots, 10\}$ and directed communication topology, shown in Figure 4. Values of communication delays are same as Example 1, case 3.

The simulation results are shown in Figure 8-10. We observe that our one-shot protocol design works for any MAS with any communication networks $\mathcal{G} \in \mathbb{G}^N$ and any number of agents N .

REFERENCES

- [1] P. Bliman and G. Ferrari-Trecate. Average consensus problems in networks of agents with delayed communications. *Automatica*, 44(8):1985–1995, 2008.
- [2] Y. Cao, W. Yu, W. Ren, and G. Chen. An overview of recent progress in the study of distributed multi-agent coordination. *IEEE Trans. on Industrial Informatics*, 9(1):427–438, 2013.
- [3] Z. Chen. Feedforward design for output synchronization of nonlinear heterogeneous systems with output communication. *Automatica*, 104:126–133, 2019.
- [4] N. Chopra. Output synchronization on strongly connected graphs. *IEEE Trans. Aut. Contr.*, 57(1):2896–2901, 2012.
- [5] N. Chopra and M. K. Spong. Output synchronization of nonlinear systems with time delay in communication. In *Proc. 45th CDC*, pages 4986–4992, San Diego, CA, 2006.
- [6] N. Chopra and W. Spong. Passivity-based control of multi-agent systems. In S. Kawamura and M. Svinin, editors, *Advances in Robot Control: From everyday Physics to Human-like Movements*, pages 107–134. Springer Verlag, Heidelberg, 2006.
- [7] R. Ghabelloo, A. P. Aguiar, A. Pascoal, and C. Silvestre. Synchronization in multi-agent systems with switching topologies and non-homogeneous communication delays. In *Proc. 46th CDC*, pages 2327–2332, New Orleans, LA, 2007.
- [8] C. Godsil and G. Royle. *Algebraic graph theory*, volume 207 of *Graduate Texts in Mathematics*. Springer-Verlag, New York, 2001.
- [9] H.F. Grip, A. Saberi, and A.A. Stoorvogel. On the existence of virtual exosystems for synchronized linear networks. *Automatica*, 49(10):3145–3148, 2013.
- [10] H.F. Grip, A. Saberi, and A.A. Stoorvogel. Synchronization in networks of minimum-phase, non-introspective agents without exchange of controller states: homogeneous, heterogeneous, and nonlinear. *Automatica*, 54:246–255, 2015.
- [11] H.F. Grip, T. Yang, A. Saberi, and A.A. Stoorvogel. Output synchronization for heterogeneous networks of non-introspective agents. *Automatica*, 48(10):2444–2453, 2012.
- [12] R. Horn and C.R. Johnson. *Topics in matrix analysis*. Cambridge University Press, Cambridge, 1991.
- [13] H. Kim, H. Shim, and J.H. Seo. Output consensus of heterogeneous uncertain linear multi-agent systems. *IEEE Trans. Aut. Contr.*, 56(1):200–206, 2011.
- [14] J.R. Klotz, S. Obuz, Z. Kan, and W. E. Dixon. Synchronization of uncertain euler-lagrange systems with unknown time-varying communication delays. In *American Control Conference*, pages 683–688, Chicago, IL, 2015.
- [15] L. Kocarev. *Consensus and synchronization in complex networks*. Springer, 2013.
- [16] X. Li, Y. C. Soh, L. Xie, and F. L. Lewis. Cooperative output regulation of heterogeneous linear multi-agent networks via H_∞ performance allocation. *IEEE Trans. Aut. Contr.*, 64(2):683–696, 2019.
- [17] Z. Li, Z. Duan, G. Chen, and L. Huang. Consensus of multi-agent systems and synchronization of complex networks: A unified viewpoint. *IEEE Trans. Circ. & Syst.-I Regular papers*, 57(1):213–224, 2010.
- [18] J. Liang, Z. Wang, Y. Liu, and X. Liu. Global synchronization control of general delayed discrete-time networks with stochastic coupling and disturbances. *IEEE Transactions on Systems, Man, and Cybernetics, Part B (Cybernetics)*, 38(4):1073–1083, 2008.
- [19] P. Lin and Y. Jia. Average consensus in networks of multi-agents with both switching topology and coupling time-delay. *Physica A: Statistical Mechanics and its Applications*, 387(1):303–313, 2008.
- [20] Z. Liu, A. Saberi, A. A. Stoorvogel, and R. Li. Delayed state synchronization of continuous-time multi-agent systems in the presence of unknown communication delays. In *2019 Chinese Control And Decision Conference (CCDC)*, pages 891–896. IEEE, 2019.
- [21] Z. Liu, A. Saberi, A. A. Stoorvogel, and R. Li. Delayed state synchronization of homogeneous discrete-time multi-agent systems in the presence of unknown communication delays. In *2019 Chinese Control And Decision Conference (CCDC)*, pages 897–902. IEEE, 2019.
- [22] H. Modares, F.L. Lewis, W. Kang, and A. Davoudi. Optimal synchronization of heterogeneous nonlinear systems with unknown dynamics. *IEEE Trans. Aut. Contr.*, 63(1):117–131, 2018.
- [23] U. Münz, A. Papachristodoulou, and F. Allgöwer. Delay robustness in consensus problems. *Automatica*, 46(8):1252–1265, 2010.
- [24] U. Münz, A. Papachristodoulou, and F. Allgöwer. Delay robustness in non-identical multi-agent systems. *IEEE Trans. Aut. Contr.*, 57(6):1597–1603, 2012.
- [25] R. Olfati-Saber, J.A. Fax, and R.M. Murray. Consensus and cooperation in networked multi-agent systems. *Proc. of the IEEE*, 95(1):215–233, 2007.
- [26] R. Olfati-Saber and R.M. Murray. Agreement problems in networks with direct graphs and switching topology. In *Proc. 42nd CDC*, pages 4126–4132, Maui, Hawaii, 2003.
- [27] R. Olfati-Saber and R.M. Murray. Consensus problems in networks of agents with switching topology and time-delays. *IEEE Trans. Aut. Contr.*, 49(9):1520–1533, 2004.
- [28] A.Y. Pogromsky, G. Santoboni, and H. Nijmeijer. Partial synchronization: from symmetry towards stability. *Physica D*, 172(1-4):65–87, 2002.
- [29] K. Pyragas. Continuous control of chaos by self-controlling feedback. *Physics letters A*, 170(6):421–428, 1992.
- [30] Y. Qian, L. Liu, and G. Feng. Output consensus of heterogeneous linear multi-agent systems with adaptive event-triggered control. *IEEE Trans. Aut. Contr.*, 64(6):2606–2613, 2019.
- [31] W. Ren and E. Atkins. Distributed multi-vehicle coordinate control via local information. *Int. J. Robust & Nonlinear Control*, 17(10-11):1002–1033, 2007.
- [32] W. Ren, R.W. Beard, and E. Atkins. Information consensus in multivehicle cooperative control. *IEEE Control Systems Magazine*, 27(2):71–82, 2007.
- [33] W. Ren and Y.C. Cao. *Distributed coordination of multi-agent networks*. Communications and Control Engineering. Springer-Verlag, London, 2011.
- [34] Y.-P. Tian and C.-L. Liu. Consensus of multi-agent systems with diverse input and communication delays. *IEEE Trans. Aut. Contr.*, 53(9):2122–2128, 2008.
- [35] S.E. Tuna. LQR-based coupling gain for synchronization of linear systems. Available: arXiv:0801.3390v1, 2008.
- [36] S.E. Tuna. Synchronizing linear systems via partial-state coupling. *Automatica*, 44(8):2179–2184, 2008.
- [37] S.E. Tuna. Conditions for synchronizability in arrays of coupled linear systems. *IEEE Trans. Aut. Contr.*, 55(10):2416–2420, 2009.
- [38] R. Vicente, L. Gollo L, R. C. Mirasso, I. Fischer, and G. Pipa. Dynamical relaying can yield zero time lag neuronal synchrony despite long conduction delays. *Proceedings of the National Academy of Sciences*, 105(44):17157–17162, 2008.

- [39] W. Wang and J. Slotine. Contraction analysis of time-delayed communications and group cooperation. *IEEE Transactions on Automatic Control*, 51(4):712–717, 2006.
- [40] P. Wieland, R. Sepulchre, and F. Allgöwer. An internal model principle is necessary and sufficient for linear output synchronization. *Automatica*, 47(5):1068–1074, 2011.
- [41] C.W. Wu. *Synchronization in complex networks of nonlinear dynamical systems*. World Scientific Publishing Company, Singapore, 2007.
- [42] F. Xiao and L. Wang. Asynchronous consensus in continuous-time multi-agent systems with switching topology and time-varying delays. *IEEE Trans. Aut. Contr.*, 53(8):1804–1816, 2008.
- [43] F. Xiao and L. Wang. Consensus protocols for discrete-time multi-agent systems with time-varying delays. *Automatica*, 44(10):2577–2582, 2008.
- [44] T. Yang, A. Saberi, A.A. Stoorvogel, and H.F. Grip. Output synchronization for heterogeneous networks of introspective right-invertible agents. *Int. J. Robust & Nonlinear Control*, 24(13):1821–1844, 2014.
- [45] J. Yao, H. O. Wang, Z. Guan, and W. Xu. Passive stability and synchronization of complex spatio-temporal switching networks with time delays. *Automatica*, 45(7):1721–1728, 2009.
- [46] M. Zhang, A. Saberi, and A. A. Stoorvogel. Synchronization in the presence of unknown, nonuniform and arbitrarily large communication delays. *European Journal of Control*, 38:63–72, 2017.
- [47] M. Zhang, A. Saberi, and A.A. Stoorvogel. Synchronization in a network of identical continuous- or discrete-time agents with unknown nonuniform constant input delay. *Int. J. Robust & Nonlinear Control*, 28(13):3959–3973, 2018.
- [48] M. Zhang, A. Saberi, and A.A. Stoorvogel. Synchronization in a network of identical continuous-or discrete-time agents with unknown nonuniform constant input delay. *Int. J. Robust & Nonlinear Control*, 28(13):3959–3973, 2018.