

# Policies for elementary link generation in quantum networks

Sumeet Khatri

Hearne Institute for Theoretical Physics, Department of Physics and Astronomy, and Center for Computation and Technology, Louisiana State University, Baton Rouge, Louisiana, 70803, USA

December 22, 2024

## Abstract

Protocols in a quantum network involve multiple parties performing actions on their quantum systems in a carefully orchestrated manner over time in order to accomplish a given task. This sequence of actions over time is often referred to as a strategy, or policy. In this work, we consider policy optimization in a quantum network. Specifically, as a first step towards developing full-fledged quantum network protocols, we consider policies for generating elementary links in a quantum network. We start by casting elementary link generation as a quantum partially observable Markov decision process, as defined in [Phys. Rev. A **90**, 032311 (2014)]. Then, we analyze in detail the commonly used memory cutoff policy. Under this policy, once a link is established it is kept in quantum memory for some amount  $t^\star$  of time, called the cutoff, before it is discarded and link generation is reattempted. For this policy, we determine the average quantum state of the elementary link as a function of time for an arbitrary number of nodes in the link, as well as the average fidelity of the link as a function of time for any noise model for the quantum memories. We then show how optimal policies can be obtained in the finite-horizon setting using dynamic programming.

## Table of Contents

|          |  |           |
|----------|--|-----------|
| <b>1</b> | <b>Introduction</b>  | <b>2</b>  |
| <b>2</b> | <b>Elementary link generation</b>                              | <b>5</b>  |
| 2.1      | Link evolution as a decision process . . . . .                 | 8         |
| 2.2      | Link quantities . . . . .                                      | 15        |
| <b>3</b> | <b>The memory cutoff policy for elementary link generation</b> | <b>18</b> |

|          |   |           |
|----------|---|-----------|
| 3.1      | Calculation of link quantities . . . . .  | 24        |
| 3.2      | Waiting time . . . . .                    | 33        |
| 3.3      | Multiple parallel links . . . . .         | 36        |
| 3.4      | Total number of active links . . . . .    | 38        |
| 3.5      | Collective link status . . . . .          | 40        |
| <b>4</b> | <b>Finite-horizon policy optimization</b> | <b>41</b> |
| <b>5</b> | <b>Summary and outlook</b>                | <b>46</b> |
|          | <b>References</b>                         | <b>47</b> |

---

# 1 Introduction

A quantum network is a collection of nodes, each equipped with quantum information processing capabilities, that are connected to each other by quantum channels. The nodes in such a network can, in principle, perform tasks such as quantum teleportation [1, 2], quantum key distribution [3–6], quantum clock synchronization [7–9], distributed quantum computation [10], and distributed quantum metrology and sensing [11–16]. The future quantum internet [17–21] will be an interconnected network of such quantum networks, much like today’s internet, that will enable these applications to be performed on a global scale.

As shown in Figure 1, a quantum network can be modeled as a graph. The nodes of the graph are the senders/receivers in the network, and the edges correspond to elementary links between nodes. The edges can be between two nodes only, as indicated by the red lines, or they can be hyperedges connecting three or more nodes, as indicated by the blue bubbles. Groups of nodes can be connected by more than one edge, and in this case the graph is called a multigraph. Multiple edges between nodes are shown explicitly in Figure 1 for two-node edges, although we can also have multiple hyperedges between a set of adjacent nodes. Each of these edges is regarded as a distinct edge in the graph.

In general, the goal in a quantum network is to transmit quantum information between a collection of distant nodes, i.e., nodes that are not connected to each other by a single elementary link. In this setting, any node in the network that is not either a sender or a receiver can function as a so-called quantum repeater. A quantum repeater can be thought of as a helper node whose task is to mitigate the effects of loss and noise along a path connecting a sender and a receiver, thereby making the quantum information transmission more reliable. Quantum repeaters are needed because directly transmitting quantum information from a sender to a receiver is often too lossy and noisy to be useful for the applications mentioned above. In fact, the loss in an optical fiber, a commonly used medium for quantum information transmission, increases exponentially with distance [22,

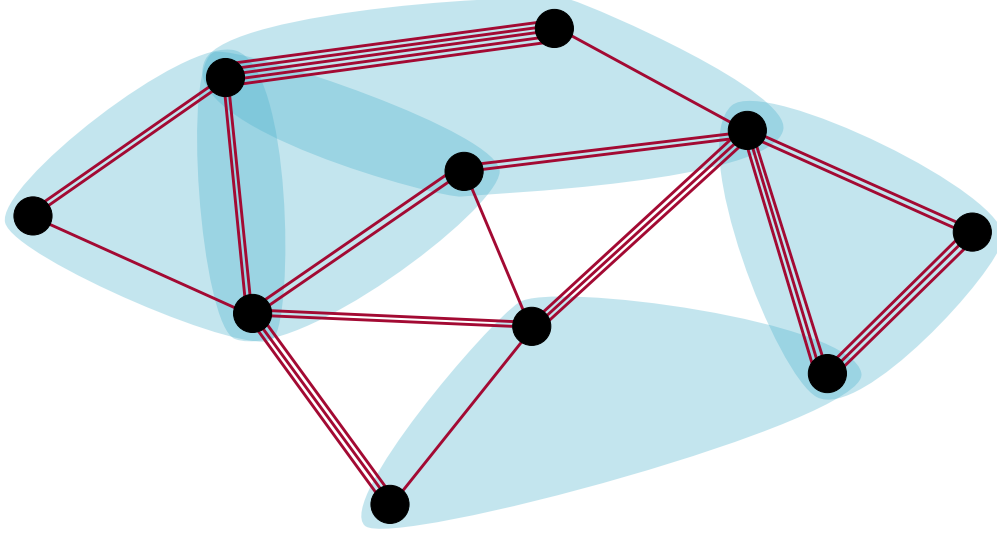


FIGURE 1: Representation of a quantum network as a hypergraph. The nodes represent the senders, receivers, or repeaters depending on the situation. Edges represent entangled states shared by the corresponding nodes. Edges between two nodes (shown in red) represent bipartite entanglement, while hyperedges (consisting of more than two nodes and indicated by a blue bubble) represent multipartite entanglement. Nodes can be connected by multiple edges, indicating that they can share multiple entangled states simultaneously.

23], limiting direct transmission distances to roughly hundreds of kilometers. The original quantum repeater proposal in [24, 25] consists of placing quantum repeaters at intermediate points along a straight line connecting the sender and receiver. The protocol to generate sender-receiver entanglement then consists of first generating elementary links between the repeaters. The repeaters then perform entanglement distillation [26–28] and entanglement swapping [1, 29] to iteratively extend the entanglement range to the desired distance.

A vast body of literature exists on a variety of quantum repeater schemes [24, 25, 30–59]. (See also [60–62] and the references therein.) Considering a quantum network such as the one in Figure 1, as opposed to just one line between a sender and a receiver, is a much more complicated setting that leads to questions about, e.g., routing [63–72] and multicast communication (communication between several senders and receivers simultaneously). Consequently, protocols in a general quantum network can be much more varied than protocols along a linear chain of nodes. General quantum network protocols have been described in [69, 70, 73–77]. Linear programs, and other techniques for obtaining optimal entanglement distribution rates in a quantum network, have been explored in [77–81].

In this work, we view entanglement distribution protocols in quantum networks from the lens of decision processes [82], which form the theoretical foundation for reinforcement learning [83] and artificial intelligence [84]. In a decision process, an agent interacts with its environment through a sequence of actions, and it receives rewards from the environment based on these actions. The goal of the agent is to perform actions that maximize its expected total reward. A particular quantum

generalization of a decision process has been given in [85] (see also [86]), where it is called a *quantum partially observable Markov decision process*, in which the agent is classical and the environment is quantum. The agent’s action at each time step results in a transformation of the quantum state of the environment, and the agent receives both partial (classical) information about the new quantum state of the environment along with a reward. Such decision processes have been considered previously in the context of quantum control [87, 88], quantum-enhanced parameter estimation [89–93], and quantum error correction [94–96]. We now apply this concept to quantum networks. Specifically, we consider elementary link generation, which is the first step towards obtaining long-range entanglement distribution.

We show how elementary link generation can be viewed as a quantum partially observable Markov decision process. In this framework, at each time step in the elementary link generation procedure, the agent (which can be one of the nodes in the elementary link) either requests entanglement from a source station (which can be viewed as the environment), or keeps the link currently stored in memory. The agent’s choice of action can depend on, e.g., the quality of the initial entanglement and coherence times of the quantum memories. The sequence of actions performed by the agent at each time step defines a policy. The advantage of viewing elementary link generation from the point of view of decision processes is that we are able to systematically study different policies and determine which policy is optimal in terms of both the fidelity of the link and the probability that the link is active at any given time. We can also keep track of the average quantum state of the link over time, which is useful calculating entanglement measures and determining rates for entanglement distillation.

As a special case of a policy, we consider in detail the so-called memory cutoff policy. In this policy, an elementary link, once established, is kept in quantum memories at the nodes for some amount  $t^*$  of time, called the cutoff, before it is discarded and the link is reattempted. The memory cutoff policy has been considered in prior work [31–34, 97–103], and it is a natural policy to consider for near-term protocols, in which quantum memories have relatively short coherence times, and there is limited capability to perform entanglement distillation. For this policy, given any number of nodes in the elementary link and any noise model for the quantum memories, we obtain expressions for the average quantum state of the link as a function of time, which leads to expressions for the average fidelity of the link as a function of time. We also obtain expressions for the long-term, or “infinite-horizon”, behavior of the link. We then show how to obtain an optimal policy using the techniques of dynamic programming in the “finite-horizon” setting, i.e., in the case that the termination time of the elementary link generation procedure is fixed at the outset and is finite.

Similar policy-based approaches to quantum network protocols have been considered before in [97, 104–106] (see also [62]), where terms such as “rule-set” or “schedule” have been used instead of “policy”. One of the goals of this work is to formalize this approach explicitly in the context of decision processes, because this allows us to systematically study different policies and calculate quantities that are relevant for quantum networks, such as entanglement distribution rates and fidelities of the quantum states of the links. Furthermore, our approach to policy optimization is similar to the approach in [107], in the sense that both approaches make use of the principle

of dynamic programming. While in [107] the focus is on obtaining end-to-end entanglement in a linear chain of quantum repeaters, the goal here is simply to examine elementary link generation and to determine the optimal sequence of actions that should be performed in order to maximize both the fidelity of the link and the probability that the link is active at any given time. Our work is also complementary to other prior work on using Markov chains to analyze waiting times and entanglement distribution rates for a linear chain of quantum repeaters [100, 108–110], and to prior work on analyzing the quantum state in a quantum repeater chain with noisy quantum memories [111–115].

We expect the results derived in this work to be useful as a building block for large-scale quantum network protocols. In particular, because our results apply to elementary links consisting of an arbitrary number of nodes, and to any noise model for the quantum memories, they can be applied to protocols that go beyond bipartite entanglement distribution, namely to protocols for distributing multipartite states [38, 39, 42, 44, 47, 67, 116–118]. We also expect our results to be useful in the analysis of entanglement distribution for satellite-based quantum networks [119–123], in which an elementary link can easily be on the order of 1000 km [124] while still having a reliable, high-fidelity link.

We start in Section 2 with the mathematical model of probabilistic elementary link generation that we consider in this work. We then show in Section 2.1 how the elementary link generation process can be cast as a quantum decision process of the type considered in [85]. We formally define a policy for elementary link generation, and we describe mathematically how the quantum state of the environment (i.e., the entangled state of the link) transforms based on the actions taken by the agent. In Section 3, we consider the memory cutoff policy, and we determine formulas for the quantities defined in Section 2.2 in both the finite-horizon and infinite-horizon cases. In Section 4, we show how to obtain optimal policies using the techniques of dynamic programming. We conclude in Section 5.

## 2 Elementary link generation

Let us go back to the graphical representation of a quantum network in Figure 1. In this work, we suppose that all of the edges in the graph represent entangled states shared by the corresponding nodes. These entangled states are distributed to the nodes by stations containing an entanglement source. These source stations can be on the ground at fixed locations, they can be at one of the nodes in the edge, or they can be on satellites orbiting the earth [119, 120].

The model for transmission of quantum states from the source stations to the nodes is as follows. The source prepares a  $k$ -partite state  $\rho^S$ , where  $k$  is the number of nodes belonging to the edge. Each of the  $k$  quantum systems is encoded into  $d$  bosonic modes, with  $d \geq 1$ . The source state  $\rho^S$  is typically of the form  $|\psi^S\rangle\langle\psi^S|$ , where

$$|\psi^S\rangle = \sqrt{p_0^S}|\text{vac}\rangle + \sqrt{p_1^S}|\psi_1^S\rangle + \sqrt{p_2^S}|\psi_2^S\rangle + \cdots, \quad (2.1)$$

where  $|\psi_n^S\rangle$  is a state vector with  $n$  photons in total for each of the  $k$  parties and the numbers  $p_n^S \geq 0$  are probabilities, so that  $\sum_{n=0}^{\infty} p_n^S = 1$ . For example, in the case  $k = 2$  and  $d = 2$ , the following source state is generated from a parametric down-conversion process (see, e.g., [114, 125]):

$$|\psi^S\rangle = \sum_{n=0}^{\infty} \frac{\sqrt{n+1} r^n}{e^q} |\psi_n\rangle, \quad (2.2)$$

$$|\psi_n\rangle = \frac{1}{\sqrt{n+1}} \sum_{m=0}^n (-1)^m |n-m, m; m, n-m\rangle, \quad (2.3)$$

where  $r$  and  $q$  are parameters characterizing the process. One often considers a truncated version of this state as an approximation, so that [114]

$$\begin{aligned} |\psi\rangle = & \sqrt{p_0} |0, 0; 0, 0\rangle + \sqrt{\frac{p_1}{2}} (|1, 0; 0, 1\rangle + |0, 1; 1, 0\rangle) \\ & + \sqrt{\frac{p_2}{3}} (|2, 0; 0, 2\rangle + |1, 1; 1, 1\rangle + |0, 2; 2, 0\rangle), \end{aligned} \quad (2.4)$$

where  $p_0 + p_1 + p_2 = 1$ . Typically, a source state of the form (2.1) is not ideal, in the sense that the desired state is given by one of the state vectors  $|\psi_j^S\rangle$ , and the other terms arise due to the naturally imperfect nature of the source. For example, for the state in (2.4), the desired bipartite state is the maximally entangled state  $|\Psi^+\rangle \equiv \frac{1}{\sqrt{2}} (|1, 0; 0, 1\rangle + |0, 1; 1, 0\rangle)$ .

Once the source state is prepared, each mode is sent through a bosonic pure-loss/attenuation channel  $\mathcal{L}_\eta$  [126], where  $\eta \in (0, 1]$  is the transmissivity of the medium. This channel provides a good model for transmission of photons through an optical fiber, in which case  $\eta = e^{-\frac{L}{L_0}}$  [22, 23], where  $L$  is the transmission distance and  $L_0$  is the attenuation length of the fiber. Letting

$$\mathcal{L}_\eta^{(d)} := \underbrace{\mathcal{L}_\eta \otimes \mathcal{L}_\eta \otimes \cdots \otimes \mathcal{L}_\eta}_{d \text{ times}} \quad (2.5)$$

denote the quantum channel that acts on the  $d$  modes of each of the  $k$  systems, the overall quantum channel through which the source state  $\rho^S$  is sent is

$$\mathcal{L}_{\vec{\eta}}^{(k;d)} := \underbrace{\mathcal{L}_{\eta_1}^{(d)} \otimes \mathcal{L}_{\eta_2}^{(d)} \otimes \cdots \otimes \mathcal{L}_{\eta_k}^{(d)}}_{k \text{ times}}, \quad (2.6)$$

where  $\vec{\eta} = (\eta_1, \eta_2, \dots, \eta_k)$  and  $\eta_j$  is the transmissivity of the medium to the  $j^{\text{th}}$  node in the edge. The quantum state shared by the  $k$  nodes after transmission from the source is then

$$\rho_{\text{out}}^S := \mathcal{L}_{\vec{\eta}}^{(k;d)}(\rho^S). \quad (2.7)$$

After transmission from the source to the nodes, the nodes typically have to execute a *heralding procedure*, which is a sequence of local operations and classical communication between the nodes

that confirms whether all of the nodes received their quantum systems and whether they are in the desired subspace. If the heralding procedure succeeds, then the nodes store their quantum systems in a quantum memory. Mathematically, the heralding procedure can be described by a set  $\{\mathcal{M}_0, \mathcal{M}_1\}$  of completely positive trace non-increasing maps such that  $\mathcal{M}_0 + \mathcal{M}_1$  is trace preserving. The map  $\mathcal{M}_0$  corresponds to failure of the heralding procedure, and the map  $\mathcal{M}_1$  corresponds to success. The outcome of the heralding procedure can then be captured by the following transformation of the state  $\rho_{\text{out}}^S$  to a classical-quantum state:

$$\rho_{\text{out}}^S \mapsto |0\rangle\langle 0| \otimes \mathcal{M}_0(\rho_{\text{out}}^S) + |1\rangle\langle 1| \otimes \mathcal{M}_1(\rho_{\text{out}}^S) = |0\rangle\langle 0| \otimes \tilde{\tau}^\varnothing + |1\rangle\langle 1| \otimes \tilde{\rho}_0, \quad (2.8)$$

where the classical register holds the binary outcome of the heralding procedure (1 for success and 0 for failure) and the quantum register holds the quantum state of the nodes corresponding to the outcome. In particular,  $\tilde{\tau}^\varnothing := \mathcal{M}_0(\rho_{\text{out}}^S)$  is the (unnormalized) quantum state corresponding to failure, and  $\tilde{\rho}_0 := \mathcal{M}_1(\rho_{\text{out}}^S)$  is the (unnormalized) quantum state corresponding to success. The subscript “0” in  $\tilde{\rho}_0$  indicates that the quantum memories of the nodes are in their initial state immediately after success of the heralding procedure; we expand on this below. The quantum states conditioned on success and failure, respectively, are defined to be

$$\rho_0 := \frac{\tilde{\rho}_0}{\text{Tr}[\tilde{\rho}_0]}, \quad \tau^\varnothing := \frac{\tilde{\tau}^\varnothing}{\text{Tr}[\tilde{\tau}^\varnothing]}. \quad (2.9)$$

Throughout this work, we let

$$p := \text{Tr}[\tilde{\rho}_0] \quad (2.10)$$

denote the overall probability of success of the transmission from the source and of the heralding procedure.

Now, as mentioned above, once the heralding procedure succeeds, the nodes store their quantum systems in their local quantum memory. Quantum memories have been made using trapped ions [127], Rydberg atoms [128, 129], atom-cavity systems [130, 131], NV centers in diamond [98, 99, 132–135], individual rare-earth ions in crystals [136], and superconducting processors [137]. The quantum memories are in general imperfect, which means that the quantum systems decohere over time. We describe this decoherence by a quantum channel  $\mathcal{N}_j$  acting on each quantum system  $j \in \{1, 2, \dots, k\}$  of the link. The decoherence channel is applied at every time step in which the quantum system is in memory. The overall quantum channel acting on all of the quantum systems in the link is

$$\widehat{\mathcal{N}} := \mathcal{N}_1 \otimes \mathcal{N}_2 \otimes \dots \otimes \mathcal{N}_k. \quad (2.11)$$

The quantum state of the link after  $m$  time steps in the memories is therefore given by

$$\rho(m) := \widehat{\mathcal{N}}^{\circ m}(\rho_0). \quad (2.12)$$

For a particular target/desired quantum state of the link, which we assume to be a pure state  $\psi = |\psi\rangle\langle\psi|$ , we let

$$f_m(\rho_0; \psi) := \langle\psi|\rho(m)|\psi\rangle = \langle\psi|\widehat{\mathcal{N}}^{\circ m}(\rho_0)|\psi\rangle \quad (2.13)$$

denote the fidelity of the state  $\rho(m)$  with respect to the target state  $\psi$ . For brevity, we suppress the dependence of  $f_m$  on the target state  $\psi$  whenever it is understood or is unimportant. We also suppress, for brevity, the dependence of  $f_m$  on the decoherence channels of the quantum memories.



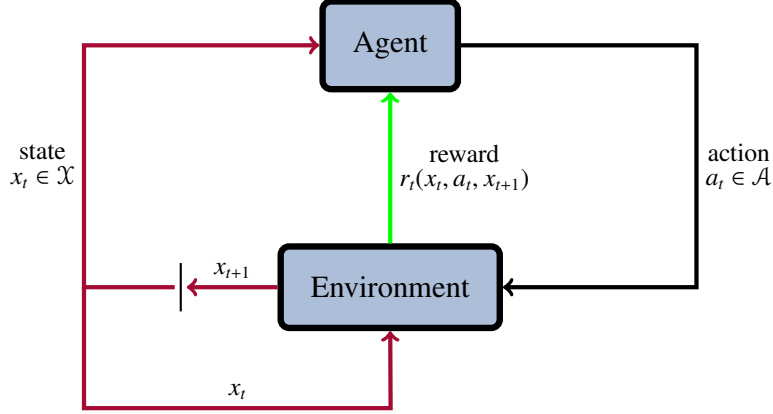


FIGURE 2: Schematic diagram of a Markov decision process. At each time  $t \geq 1$ , the environment is in a state  $x_t \in \mathcal{X}$ , which is communicated to the agent. The agent then performs an action  $a_t \in \mathcal{A}$ . This action results in a transition of the environment from the state  $x_t$  to the state  $x_{t+1}$  at time  $t + 1$ , which in general occurs probabilistically. Simultaneously, the agent receives a reward  $r_t(x_t, a_t, x_{t+1})$ . The agent’s goal is to devise a policy that maximizes the expected total reward; see [82, 138] for details.

## 2.1 Link evolution as a decision process

Let us now describe elementary link generation from the point of view of decision processes. Specifically, we cast elementary link generation as a *quantum partially observable Markov decision process*, as defined in [85] (see also [86]), which is a particular quantum generalization of Markov decision processes. In general, a (classical) Markov decision process, depicted in Figure 2, is a sequence of interactions between an agent and its environment. At each time step  $t \geq 1$ , the environment is in some state  $x_t$ , which is one from a set  $\mathcal{X}$  of several possible states. The agent receives information about the state of the environment and selects an action  $a_t$  from a set  $\mathcal{A}$  of several possible actions. The environment, based on this action, transitions to a different state  $x_{t+1} \in \mathcal{X}$  and simultaneously provides the agent with some reward. The agent also receives full (or partial) information about the new state of the environment, which they can then use to select the next action. The agent’s goal is to perform actions that maximize its long-term reward. A thorough introduction to classical Markov decision processes can be found in [82, 138]. In a quantum partially observable Markov decision process, as defined in [85], the only difference is that the environment is a quantum system, and each of the agent’s actions in  $\mathcal{A}$  corresponds to a physical evolution of the quantum system, which is described by a completely positive trace non-increasing map acting on the quantum state of the environment. At each time step, the agent only receives classical information about the state of the quantum system, represented by the elements in the set  $\mathcal{X}$ , hence making the process “partially observable”. What we make use of here is a slight generalization of the definition of a quantum partially observable Markov decision process given in [85] by allowing the transitions to be non-Markovian.



In the case of elementary link generation in a quantum network that we consider in this work, we let the classical values  $x_t \in \mathcal{X}$  of the environment tell us whether or not the elementary link is active at time  $t$ . In particular, we define a random variable  $X(t)$  for the link status at time  $t$ , which takes values in  $\mathcal{X} := \{0, 1\}$  according to the following definition:

- $X(t) = 0$ : link is inactive;
- $X(t) = 1$ : link is active.

At each time step, the agent has to make a decision about whether to keep the link currently in memory, or to discard it and request a new one. This decision is based on the quality of the quantum memories (e.g., their coherence time) and the particular task at hand (e.g., how many joining measurements need to be done in the network). In general, this decision could be probabilistic, so we define a random variable  $A(t)$  to denote the action taken at time  $t$ . We let the set  $\mathcal{A}$  of possible values of  $A(t)$  be  $\mathcal{A} := \{0, 1\}$ , so that, by definition:

- $A(t) = 0$ : wait/keep the link;
- $A(t) = 1$ : discard the link and request a new link.

The sequence

$$H(t) := (X(1), A(1), X(2), A(2), \dots, A(t-1), X(t)) \quad (2.14)$$

of link and action random variables tells us the *history* of the link up to some time  $t \geq 1$ . Any realization of the history is a sequence of the form

$$h^t := (x_1, a_1, x_2, a_2, \dots, a_{t-1}, x_t), \quad (2.15)$$

where  $x_j, a_j \in \{0, 1\}$ , so that  $h^t \in \{0, 1\}^{2t-1}$ . Given any history  $h^t$  of the form shown above, we let

$$h_j^t := (x_1, a_1, x_2, a_2, \dots, a_{j-1}, x_j) \quad (2.16)$$

denote the history up to time  $j \geq 2$ . For  $j = 1$ , we let  $h_1^t = x_1$ . Then, we can regard the link value and action random variables as functions such that, for any history  $h^t$  as in (2.15),

$$X(j)(h^t) = x_j, \quad A(j)(h^t) = a_j \quad (2.17)$$

for all  $1 \leq j \leq t$ .

By the basic rules of probability, the probability of any history  $h^t$  is given by

$$\begin{aligned} \Pr[H(t) = h^t] &= \Pr[X(t) = x_t | H(t-1) = h_{t-1}^t, A(t-1) = a_{t-1}] \cdot \\ &\quad \Pr[A(t-1) = a_{t-1} | H(t-1) = h_{t-1}^t] \cdot \Pr[H(t-1) = h_{t-1}^t] \\ &= \Pr[X(1) = x_1] \prod_{j=2}^t \left( \Pr[X(j) = x_j | H(j-1) = h_{j-1}^t, A(j-1) = a_{j-1}] \cdot \right. \end{aligned} \quad (2.18)$$

$$\Pr[A(j-1) = a_{j-1} | H(j-1) = h_{j-1}^t]. \quad (2.19)$$

The probabilities

$$d_t(h^t)(a_t) := \Pr[A(t) = a_t | H(t) = h^t] \quad (2.20)$$

correspond to the *decision* taken at time  $t$  in the link evolution. The decision function  $d_t$  takes a history  $h^t$  and outputs a probability distribution, which tells us the probability of performing the action  $a_t$  at time  $t$  conditioned on the history  $h^t$  up to time  $t$ . The sequence  $\pi := (d_1, d_2, \dots)$  is called a *policy* for the link evolution, which tells us how action decisions are made at each time step.

The quantities  $\Pr[X(j) = x_j | H(j-1) = h_{j-1}^t, A(j-1) = a_{j-1}]$  in (2.19) are transition probabilities, giving the probability of the link status at the next time step given the history of the link and the action at the previous time step. These probabilities can be determined by considering how the two actions defined above change the quantum state of the link. By definition, we have that

$$\Pr[X(t+1) = x_{t+1} | H(t) = h^t, A(t) = a_t] = \text{Tr}[\mathcal{T}^{t;h^t,a_t,x_{t+1}}(\sigma(t|h^t))] \quad (2.21)$$

for all  $t \geq 1$ , where  $\sigma(t|h^t)$  is the quantum state of the link at time  $t$  given a particular realization  $h^t$  of the history, and  $\mathcal{T}^{t;h^t,a_t,x_{t+1}}$  is a completely positive trace non-increasing *transition map* that describes the evolution of the quantum state of the link under the given values  $h^t$ ,  $a_t$ , and  $x_{t+1}$  of the history, action, and future link value, respectively. The transition maps are such that the sum  $\sum_{x_{t+1}=0}^1 \mathcal{T}^{t;h^t,a_t,x_{t+1}}$  is trace preserving for all  $t \geq 1$ , all histories  $h^t$ , and all actions  $a_t \in \{0, 1\}$ . The quantum state  $\sigma(t|h^t)$  is defined to be

$$\sigma(t|h^t) := \frac{\tilde{\sigma}(t;h^t)}{\Pr[H(t) = h^t]}, \quad (2.22)$$

where

$$\tilde{\sigma}(t;h^t) := \left( \prod_{j=1}^{t-1} d_j(h_j^t)(a_j) \right) \left( \mathcal{T}^{t-1;h_{t-1}^t,a_{t-1},x_t} \circ \dots \circ \mathcal{T}^{1;x_1,a_1,x_2} \right) (\tilde{\sigma}(1;x_1)), \quad (2.23)$$

and

$$\tilde{\sigma}(1;0) := \tilde{\tau}^\emptyset, \quad (2.24)$$

$$\tilde{\sigma}(1;1) := \tilde{\rho}_0. \quad (2.25)$$

Note that  $\Pr[H(t) = h^t] = \text{Tr}[\tilde{\sigma}(t;h^t)]$ . Observe from (2.21) and (2.23) that the transition maps can in general be time-dependent. The transition maps can also be non-Markovian in general, meaning that they can depend on the entire history of the evolution and not just on the previous link status and action.

We first define the transition maps for elementary link generation, and then we show how they can be used to obtain an explicit expression for the operators  $\tilde{\sigma}(t;h^t)$  using (2.23).

**Definition 2.1** (Transition maps for an elementary link). The transition maps for an elementary link are defined to be time-independent and Markovian, and we denote them by  $\mathcal{T}^{x_t, a_t, x_{t+1}}$  for all  $x_t, a_t, x_{t+1} \in \{0, 1\}$ , where

$$\mathcal{T}^{x_t, 1, 1}(\sigma) := \text{Tr}[\sigma] \widetilde{\rho}_0 \quad \forall x_t \in \{0, 1\}, \quad (2.26)$$

$$\mathcal{T}^{x_t, 1, 0}(\sigma) := \text{Tr}[\sigma] \widetilde{\tau}^\emptyset \quad \forall x_t \in \{0, 1\}, \quad (2.27)$$

$$\mathcal{T}^{1, 0, 1}(\sigma) := \widehat{\mathcal{N}}(\sigma), \quad (2.28)$$

$$\mathcal{T}^{0, 0, 0}(\sigma) := \sigma, \quad (2.29)$$

for any positive semi-definite operator  $\sigma$ . ◀

Note that our definition of the transition maps is consistent with our description of the actions at the beginning of this section: if the action is to wait, and the link is currently active, then we apply the decoherence channel  $\widehat{\mathcal{N}}$  to the quantum state of the link; if the action is to request a new link, then the current quantum state of the link is discarded and a new link is attempted as described at the beginning of this section. If the link is currently not active and the action is to wait, then the quantum state stays as it is.

Using (2.21) and the definition of the transition maps, we have the following values for the transition probabilities for any history  $h^t = (x_1, a_1, \dots, a_{t-1}, x_t)$ :

$$\Pr[X(t+1) = 0 | H(t) = h^t, A(t) = 1] = 1 - p, \quad (2.30)$$

$$\Pr[X(t+1) = 1 | H(t) = h^t, A(t) = 1] = p, \quad (2.31)$$

$$\Pr[X(t+1) = x_{t+1} | H(t) = h^t, A(t) = 0] = \delta_{x_t, x_{t+1}} \quad \forall x_{t+1} \in \{0, 1\}. \quad (2.32)$$

Observe that the transition probabilities are time-independent and Markovian.

We now derive an explicit expression for the quantum state  $\sigma(t|h^t)$  of an elementary link.

**Proposition 2.1** (Quantum state of an elementary link). For every time step  $t \geq 1$  and for any history  $h^t = (x_1, a_1, \dots, a_{t-1}, x_t)$ , we have

$$\sigma(t|h^t) = x_t \rho(M(t)(h^t)) + (1 - x_t) \tau^\emptyset, \quad (2.33)$$

where  $M(t)$  is defined to be the random variable that indicates the number of time steps that the link has been held in memory at time  $t \geq 1$ , and it satisfies the recursion relation

$$M(t) = \begin{cases} M(t-1) + X(t) & \text{if } A(t-1) = 0, \\ X(t) - 1 & \text{if } A(t-1) = 1, \end{cases} \quad (2.34)$$

where  $A(0) \equiv 1$  and  $M(0) \equiv -1$ . Furthermore,

$$\Pr[H(t) = h^t] = \left( \prod_{j=1}^{t-1} d_j(h_j^t)(a_j) \right) p^{N_{\text{succ}}(t)(h^t)} (1-p)^{N_{\text{req}}(t)(h^t) - N_{\text{succ}}(t)(h^t)} \quad (2.35)$$

for all histories  $h^t$ , where

$$N_{\text{req}}(t) := \sum_{j=1}^t A(j-1), \quad N_{\text{succ}}(t) := \sum_{j=1}^t A(j-1)X(j) \quad (2.36)$$

are the number of link requests and the number of successful link requests, respectively, up to time  $t$ .

**Remark 2.1.** Intuitively, the quantity  $M(t)$  is the number of consecutive time steps up to the  $t^{\text{th}}$  time step that the action “wait” is performed since the most recent “request” action. The value  $M(t) = -1$  can be thought of as the resting state of the memory, when it is not loaded. The values that  $M(t)$  can take are  $-1, 0, 1, \dots, t-1$ . ◀

*Proof of Proposition 2.1.* First, let us observe that the statement of the proposition is true for  $t = 1$ , since by (2.24) and (2.25) we can write

$$\widetilde{\sigma}(1; x_1) = x_1 \widetilde{\rho}_0 + (1 - x_1) \widetilde{\tau}^\varnothing. \quad (2.37)$$

Then, indeed, we have  $M(1) = 0$  according to the definition in (2.34), as required, if  $x_1 = 1$ . Furthermore,

$$\text{Tr}[\widetilde{\sigma}(1; x_1)] = x_1 p + (1 - x_1)(1 - p) = p^{x_1}(1 - p)^{1-x_1}, \quad (2.38)$$

so that

$$\sigma(1|x_1) = \frac{x_1 \widetilde{\rho}_0 + (1 - x_1) \widetilde{\tau}^\varnothing}{p^{x_1}(1 - p)^{1-x_1}} \quad (2.39)$$

$$= \begin{cases} \rho_0 & \text{if } x_1 = 1, \\ \tau^\varnothing & \text{if } x_1 = 0, \end{cases} \quad (2.40)$$

$$= x_1 \rho_0 + (1 - x_1) \tau^\varnothing \quad (2.41)$$

where we recall the definitions of  $\rho_0$  and  $\tau^\varnothing$  from (2.9).

Now, in general, using (2.23) and Definition 2.1, we have

$$\widetilde{\sigma}(t; h^t) = \left( \prod_{j=1}^{t-1} d_j(h_j^t)(a_j) \right) (\mathcal{T}^{x_{t-1}, a_{t-1}, x_t} \circ \dots \circ \mathcal{T}^{x_1, a_1, x_2})(\widetilde{\sigma}(1; x_1)). \quad (2.42)$$

Using the definition of the transition maps, for each time step  $j > 1$  in which the action “wait” (i.e.,  $A(j) = 0$ ) is performed and the link is active (i.e.,  $X(j) = 1$ ), the link stays active at time step  $j + 1$ , and thus by definition the memory time must be incremented by one, which is consistent with the definition of the memory time  $M(t)$  given in (2.34), and the quantum state of the link goes from  $\rho(M(t))$  to  $\rho(M(t) + 1)$ . If instead the link is active at time  $j$  and the action “request” is performed (i.e.,  $A(j) = 1$ ), then the quantum state of the link is discarded and is replaced either by the state  $\rho_0$  (if  $X(j + 1) = 1$ ) with probability  $p$  or by the state  $\tau^\varnothing$  (if  $X(j + 1) = 0$ ) with probability  $1 - p$ .

In the former case, the memory time must be reset to zero, consistent with (2.34), and in the latter case, the memory time is  $-1$ , also consistent with (2.34).

Furthermore, by definition of the transition maps, each time the action “request” is performed, we obtain a factor of  $p$  (if the request succeeds) or  $1 - p$  (if the request fails). If the action “wait” is performed, then we obtain no additional multiplicative factors. The quantity  $N_{\text{succ}}(t - 1)$  is, by definition, equal to the number of requests that succeeded in  $t - 1$  time steps. Therefore, overall, we obtain a factor  $p^{N_{\text{succ}}(t-1)}$  at the  $(t - 1)^{\text{st}}$  time step for the number of successful requests. The number of failed requests in  $t - 1$  time steps is given by

$$\sum_{j=1}^{t-1} A(j-1)(1 - X(j)) = \sum_{j=1}^{t-1} A(j-1) - \sum_{j=1}^{t-1} A(j-1)X(j) \quad (2.43)$$

$$= N_{\text{req}}(t-1) - N_{\text{succ}}(t-1), \quad (2.44)$$

so that we obtain an overall factor of  $(1 - p)^{N_{\text{req}}(t-1) - N_{\text{succ}}(t-1)}$  at the  $(t - 1)^{\text{st}}$  time step for the failed requests. Also, the memory time at the  $(t - 1)^{\text{st}}$  time step is  $M(t-1)(h'_{t-1})$ , and the since the quantum state is either  $\rho(M(t-1)(h'_{t-1}))$  or  $\tau^\emptyset$ , we obtain

$$\begin{aligned} \widetilde{\sigma}(t; h^t) &= \left( \prod_{j=1}^{t-1} d_j(h'_j)(a_j) \right) p^{N_{\text{succ}}(t-1)(h'_{t-1})} (1 - p)^{N_{\text{req}}(t-1)(h'_{t-1}) - N_{\text{succ}}(t-1)(h'_{t-1})} \\ &\quad \times \left( x_{t-1} \mathcal{T}^{1, a_{t-1}, x_t}(\rho(M(t-1)(h'_{t-1}))) + (1 - x_{t-1}) \mathcal{T}^{0, a_{t-1}, x_t}(\tau^\emptyset) \right) \end{aligned} \quad (2.45)$$

$$\begin{aligned} &= \left( \prod_{j=1}^{t-1} d_j(h'_j)(a_j) \right) p^{N_{\text{succ}}(t-1)(h'_{t-1})} (1 - p)^{N_{\text{req}}(t-1)(h'_{t-1}) - N_{\text{succ}}(t-1)(h'_{t-1})} \\ &\quad \times p^{a_{t-1} x_t} (1 - p)^{a_{t-1}(1-x_t)} (x_t \rho(M(t)(h^t)) + (1 - x_t) \tau^\emptyset) \end{aligned} \quad (2.46)$$

$$= \left( \left( \prod_{j=1}^t d_j(h'_j)(a_j) \right) p^{N_{\text{succ}}(t)(h^t)} (1 - p)^{N_{\text{req}}(t)(h^t) - N_{\text{succ}}(t)(h^t)} \right) (x_t \rho(M(t)(h^t)) + (1 - x_t) \tau^\emptyset). \quad (2.47)$$

Then, since  $\Pr[H(t) = h^t] = \text{Tr}[\widetilde{\sigma}(t; h^t)]$ , we have

$$\Pr[H(t) = h^t] = \left( \prod_{j=1}^t d_j(h'_j)(a_j) \right) p^{N_{\text{succ}}(t)(h^t)} (1 - p)^{N_{\text{req}}(t)(h^t) - N_{\text{succ}}(t)(h^t)}, \quad (2.48)$$

as required. Finally,

$$\sigma(t|h^t) = \frac{\widetilde{\sigma}(t; h^t)}{\text{Tr}[\widetilde{\sigma}(t; h^t)]} = x_t \rho(M(t)(h^t)) + (1 - x_t) \tau^\emptyset, \quad (2.49)$$

which completes the proof.  $\blacksquare$

Now, recall that the initial classical-quantum state of the link is given in (2.8), namely,

$$\widehat{\sigma}(1) := |0\rangle\langle 0| \otimes \widetilde{\tau}^\emptyset + |1\rangle\langle 1| \otimes \widetilde{\rho}_0. \quad (2.50)$$

In general, the classical-quantum state of the link at time  $t \geq 1$  is

$$\widehat{\sigma}(t) := \sum_{h^t} |h^t\rangle\langle h^t| \otimes \widetilde{\sigma}(t; h^t) = \sum_{h^t} \Pr[H(t) = h^t] |h^t\rangle\langle h^t| \otimes \sigma(t|h^t). \quad (2.51)$$

Here,

$$|h^t\rangle_{H_t} := |x_1\rangle_{X_1} \otimes |a_1\rangle_{A_1} \otimes |x_2\rangle_{X_2} \otimes |a_2\rangle_{A_2} \otimes \cdots \otimes |a_{t-1}\rangle_{A_{t-1}} \otimes |x_t\rangle_{X_t}, \quad (2.52)$$

and we define classical registers  $X_t$  and  $A_t$  for the link and action values, respectively, at time  $t$ . We denote the collection of action and link value classical registers up to time  $t$  by  $H_t \equiv X_1 A_1 \cdots A_{t-1} X_t$ . Using the classical-quantum state of the link at time  $t$ , the classical-quantum state at time  $t+1$  can be written as follows:

$$\widehat{\sigma}(t+1) = \sum_{h^t} \sum_{a_t, x_{t+1}} |h^t, a_t, x_{t+1}\rangle\langle h^t, a_t, x_{t+1}| \otimes d_t(h^t)(a_t) \mathcal{T}^{x_t, a_t, x_{t+1}}(\widetilde{\sigma}(t; h^t)) \quad (2.53)$$

$$\equiv \sum_{h^{t+1}} |h^{t+1}\rangle\langle h^{t+1}| \otimes \widetilde{\sigma}(t+1; h^{t+1}), \quad (2.54)$$

where

$$\widetilde{\sigma}(t+1; h^{t+1}) = d_t(h^t)(a_t) \mathcal{T}^{x_t, a_t, x_{t+1}}(\widetilde{\sigma}(t; h^t)). \quad (2.55)$$

Using the result of Proposition 2.1, the expected quantum state of the link at time  $t \geq 1$  is given by

$$\sigma(t) := \text{Tr}_{H_t}[\widehat{\sigma}(t)] = \sum_{h^t} \widetilde{\sigma}(t; h^t) \quad (2.56)$$

$$= \sum_{h^t} \Pr[H(t) = h^t] (X(t)(h^t) \rho(M(t)(h^t)) + (1 - X(t)(h^t)) \tau^\otimes) \quad (2.57)$$

$$= \sum_{h^t: x_t=0} \Pr[H(t) = h^t] \tau^\otimes + \sum_{h^t: x_t=1} \Pr[H(t) = h^t] \rho(M(t)(h^t)) \quad (2.58)$$

$$= (1 - \Pr[X(t) = 1]) \tau^\otimes + \sum_{m=0}^{t-1} \Pr[X(t) = 1, M(t) = m] \rho(m), \quad (2.59)$$

where to obtain the last equality we rearranged the sum over the set  $\{h^t : x_t = 1\}$  so that the sum is over the possible values of the memory time  $m$ , which are  $0, 1, \dots, t-1$  when the link is active. The expected quantum state of the link at time  $t \geq 1$ , given that the link is active at time  $t$ , is defined to be

$$\sigma(t|X(t) = 1) := \frac{\text{Tr}_{H_t}[|1\rangle\langle 1|_{X_t} \widehat{\sigma}(t)]}{\text{Tr}[|1\rangle\langle 1|_{X_t} \widehat{\sigma}(t)]} \quad (2.60)$$

$$= \sum_{m=0}^{t-1} \Pr[M(t) = m | X(t) = 1] \rho(m). \quad (2.61)$$

Finally, the reward in a quantum partially observable Markov decision process is given by a set of observables for the quantum systems of the environment, i.e., a set of Hermitian operators acting

on the Hilbert space corresponding to the quantum systems of the environment. In this work, the reward at time  $t \geq 1$  is taken to be the quantity

$$\text{Tr}[(|1\rangle\langle 1|_{X_t} \otimes \psi) \widehat{\sigma}(t)], \quad (2.62)$$

where  $\psi$  is the target/desired state of the link. As we explain in the next section, this quantity is the expected fidelity of the link when the link is active. Using this quantity makes sense from the perspective of entanglement generation in a quantum network, since having higher fidelities at the elementary link level allows for more joining measurements, and therefore entanglement distribution over longer distances. Unlike in a typical Markov decision process, this reward is not directly accessible to the agent, since the only information the agent receives at each time step about the quantum state is whether or not it corresponds to an active link. Nevertheless, given that the agent has complete knowledge of the environment (i.e., the initial source state and the decoherence model of the quantum memories), it can tailor its actions in order to maximize the expected fidelity after a given amount of time. In Section 4, when we determine optimal policies for elementary link generation, we provide further justification for using the quantity in (2.62), and we discuss other possible quantities to use as the reward.

**Remark 2.2.** Throughout this section, we have assumed that there are only two actions that the agent can perform during the elementary link generation process. In practice, it might be necessary to add other actions to the decision process. All that has to be done in this case is to appropriately define the transition maps in order to accomodate the additional actions, and the general formulas in (2.21) and (2.23) still hold. We can similarly incorporate other classical discrete-valued properties of the link into the link random variable  $X(t)$  if needed. ◀

## 2.2 Link quantities

In the previous section, we defined two link quantities, the link status  $X(t)$  and the link memory time  $M(t)$ . We are interested throughout this work with several other quantities, which we now define.

**Definition 2.2** (Link quantities). Given any edge in a graph corresponding to a quantum network, we define the following quantities.

- The random variable  $X(t)$  for the status of the link at time  $t$ :  $X(t) = 0$  if the link is inactive, and  $X(t) = 1$  if the link is active.
- The random variable  $M(t)$  for the amount of time that the link is held in memory at time  $t$ . It is defined by the recursion relation in (2.34). For any  $t \geq 1$ , the values that  $M(t)$  can take are  $-1, 0, 1, \dots, t-1$ . An explicit expression for  $M(t)$  is the following:

$$\begin{aligned} M(t) = & A(0)(X(1) + X(2) + \dots + X(t-1) \overline{A(1)} \overline{A(2)} \dots \overline{A(t-1)}) \\ & + A(1)(X(2) + X(3) + \dots + X(t-1) \overline{A(2)} \overline{A(3)} \dots \overline{A(t-1)}) \end{aligned}$$



$$\begin{aligned}
& + A(2)(X(3) + X(4) + \cdots + X(t) - 1)\overline{A(3)}\overline{A(4)} \cdots \overline{A(t-1)} \\
& + \cdots \\
& + A(t-1)(X(t) - 1)
\end{aligned} \tag{2.63}$$

$$= \sum_{j=1}^t A(j-1) \left( \sum_{\ell=j}^t X(\ell) - 1 \right) \prod_{k=j}^{t-1} \overline{A(k)}, \tag{2.64}$$

where  $A(0) \equiv 1$  and  $\overline{A(k)} := 1 - A(k)$  for all  $k \geq 1$ . It can be shown that this definition is equivalent to the recursive definition given in (2.34).

- The random variable

$$\widetilde{F}(t; \psi) := X(t)f_{M(t)}(\rho_0; \psi), \tag{2.65}$$

which is the fidelity of the quantum state of the link with respect to the target pure state  $\psi$  when the link is active.

- The random variable

$$F(t; \psi) := \frac{\widetilde{F}(t; \psi)}{\Pr[X(t) = 1]} = \frac{X(t)f_{M(t)}(\rho_0; \psi)}{\Pr[X(t) = 1]}, \tag{2.66}$$

which is the fidelity of the quantum state of the link with respect to the target pure state  $\psi$  *given* that the link is active.

- $N^{\max}$ , which is the number of parallel edges between the nodes, and thus the maximum number of entangled states that can be shared by the nodes of the edge per time step (see Figure 1). We refer to each of the  $N^{\max}$  parallel edges as a *parallel link*. We then let

$$N(t) := \sum_{j=1}^{N^{\max}} X_j(t) \tag{2.67}$$

be the *number of active parallel links* at time  $t$ , where  $X_j(t)$  is the status of the  $j^{\text{th}}$  parallel link of the edge at time  $t$ .

- The *success rate* up to time  $t$  of the link:

$$S(t) := \frac{\sum_{\ell=1}^{N^{\max}} \sum_{j=1}^t A_{\ell}(j-1)X_{\ell}(j)}{\sum_{\ell=1}^{N^{\max}} \sum_{j=1}^t A_{\ell}(j-1)}, \tag{2.68}$$

which is simply the ratio of the number of successful transmissions when a request is made to the total number of requests made within time  $t$ . We let  $A(0) \equiv 1$ .

- The *link activity rate* up to time  $t$ :

$$R(t) := \frac{1}{t} \sum_{j=1}^t N(j), \quad (2.69)$$

which is the average number of active links along the edge per unit time up to time  $t$ .

When we need to refer to a particular edge in the graph, we indicate the edge on the corresponding link quantities with a subscript, e.g.,  $X_e(t)$  for the link status of the edge  $e$ . When considering any distinct pair of edges in the graph, the corresponding random variables defined above are independent by definition. For example, for two edges  $e \neq e'$ , the random variables  $X_e(t)$  and  $X_{e'}(t)$  are independent for all  $t \geq 1$ , and similarly for the other random variables. ◀

**Remark 2.3.** In a graph-theoretic setting, the quantity  $N^{\max}$  can be interpreted as the *capacity* of an edge. The quantity  $N(t)$  is then called the *flow* along the edge; see Section 3.3 for details. ◀

The success rate  $S(t)$  and the link activity rate  $R(t)$  are two rate measures that we have defined for an elementary link. The first measure is the number of successful requests per channel use up to time  $t$  (indeed, notice that the quantity  $\sum_{\ell=1}^{N^{\max}} \sum_{j=1}^t A_\ell(j-1)$  in the denominator of  $S(t)$  is the number of uses of the transmission channel in  $t$  time steps). The second rate measure is the average number of parallel links obtained per unit time up to time  $t$ . When  $N^{\max} = 1$ ,  $R(t)$  can be thought of as the fraction of time that the link is active in  $t$  time steps.

In terms of the classical-quantum state of the link, the probability distribution of the link value  $X(t)$  (equivalently, the expectation value  $\mathbb{E}[X(t)]$ ) can be written as

$$\Pr[X(t) = 1] = \text{Tr}[|1\rangle\langle 1|_{X_t} \widehat{\sigma}(t)] = \mathbb{E}[X(t)], \quad (2.70)$$

where the last equality holds because  $X(t)$  is a binary/Bernoulli random variable. We also have that

$$\mathbb{E}[\widetilde{F}(t; \psi)] = \sum_{m=0}^{t-1} f_m(\rho_0; \psi) \Pr[X(t) = 1, M(t) = m] \quad (2.71)$$

$$= \text{Tr}[|1\rangle\langle 1|_{X_t} \otimes \psi \widehat{\sigma}(t)], \quad (2.72)$$

where the first equality follows by definition of  $\widetilde{F}(t; \psi)$  and by definition of expectation. The second equality follows by considering that

$$\text{Tr}[|1\rangle\langle 1|_{X_t} \otimes \psi \widehat{\sigma}(t)] = \sum_{h': x_t=1} \Pr[H(t) = h'] \langle \psi | \rho(M(t)(h')) | \psi \rangle \quad (2.73)$$

$$= \sum_{h': x_t=1} \Pr[H(t) = h'] f_{M(t)(h')}(\rho_0; \psi), \quad (2.74)$$

and considering that the sum over  $\{h^t : x_t = 1\}$  can be rearranged into a sum over the possible values of the memory time  $M(t)$  when the link is active, which are  $0, 1, \dots, t-1$ . It then follows that

$$\mathbb{E}[F(t; \psi)] = \frac{\mathbb{E}[\widetilde{F}(t; \psi)]}{\Pr[X(t) = 1]} \quad (2.75)$$

$$= \sum_{m=0}^{t-1} f_m(\rho_0; \psi) \Pr[M(t) = m | X(t) = 1] \quad (2.76)$$

$$= \frac{\text{Tr}[(|1\rangle\langle 1|_{X_t} \otimes \psi) \widehat{\sigma}(t)]}{\text{Tr}[|1\rangle\langle 1|_{X_t} \widehat{\sigma}(t)]}. \quad (2.77)$$

In the following section, we consider a particular policy, the so-called “memory cutoff” policy, and we determine analytic expressions for  $\Pr[X(t) = 1]$ ,  $\Pr[X(t) = 1, M(t) = m]$ , and analytic expressions for the expected values of  $\widetilde{F}(t)$  and  $F(t)$ , under this policy.

### 3 The memory cutoff policy for elementary link generation

A natural policy to consider, and one that has been considered extensively previously [31–34, 97–103], is the following. A link is requested at every time step until the link is established, and once the link is established, it is held in quantum memories for some pre-specified amount  $t^\star$  of time (usually called the “memory cutoff” and not necessarily equal to the memory coherence time) before the link is discarded and requested again. The cutoff  $t^\star$  can be any non-negative integer. There are two extreme cases of this policy: when  $t^\star = 0$ , a request is made at *every* time step regardless of whether the previous request succeeded; if  $t^\star = \infty$ , then a link request is made at every time step until the link request succeeds, and once the link request succeeds the quantum systems remain in memory indefinitely—no further request is ever made. In this section, we provide a complete analysis of this policy, including analytic formulas for the link value probability and the expected link fidelity as a function of time, along with the infinite-horizon ( $t \rightarrow \infty$ ) behavior of the link.

For the memory cutoff policy with cutoff  $t^\star$ , we denote the memory time random variable by  $M_{t^\star}(t)$ . It turns out to be more convenient to use the following simpler formula for the memory time  $M_{t^\star}(t)$  than the general formula given in (2.64) when  $t^\star < \infty$ :

$$M_{t^\star}(t) = \left( \sum_{j=1}^t X(j) - 1 \right) \bmod(t^\star + 1), \quad t^\star < \infty. \quad (3.1)$$

With this formula, the memory time is always in  $\{0, 1, \dots, t^\star\}$  when  $t^\star < \infty$ . Also note that, with this formula, we get a memory value of  $-1 \bmod(t^\star + 1) = t^\star$  even when the memory is not loaded.

The advantage of this is that, if  $M_{t^*}(t) < t^*$ , then  $X(t) = 1$ . When  $t^* = \infty$ , we have

$$M_\infty(t) = \sum_{j=1}^t X(j) - 1, \quad (3.2)$$

and so the values that the memory time can take are  $-1, 0, 1, \dots, t-1$ .

Mathematically, the memory cutoff policy is described as follows for all  $t^* \geq 0$ :

$$d_t(h^t)(a_t) = \Pr[A(t) = a_t | H(t) = h^t] = \delta_{a_t, M'_{t^*}(t)(h^t)}, \quad (3.3)$$

where for all  $t^* < \infty$ ,

$$M'_{t^*}(t)(h^t) := \delta_{M(t)(h^t), t^*} = \begin{cases} 0 & \text{if } M_{t^*}(t)(h^t) < t^*, \\ 1 & \text{if } M_{t^*}(t)(h^t) = t^* \end{cases} \quad (3.4)$$

is the function that tells us whether or not the memory time is equal to  $t^*$ . For  $t^* = \infty$ , we have

$$M'_\infty(t)(h^t) := \begin{cases} 1 & \text{if } M_\infty(t)(h^t) = -1, \\ 0 & \text{otherwise.} \end{cases} \quad (3.5)$$

From this, we see that the memory cutoff policy is deterministic and that the action at each time step is determined by the value of  $M'_{t^*}(t)$  for all  $t^* \geq 0$ . In particular,

$$A(t) = 0 \iff M'_{t^*}(t) = 0, \quad A(t) = 1 \iff M'_{t^*}(t) = 1. \quad (3.6)$$

In other words,

$$\Pr[X(t+1) = x_{t+1} | H(t) = h^t, A(t) = a_t] = \Pr[X(t+1) = x_{t+1} | H(t) = h^t, M'_{t^*}(t) = a_t], \quad (3.7)$$

for all histories  $h^t$ , all  $a_t, x_{t+1} \in \{0, 1\}$ , and all  $t^* \geq 0$ . In particular, we can use (2.32) to conclude that

$$\Pr[X(t+1) = x_{t+1} | H(t) = h^t, M'_{t^*}(t) = 0] = \begin{cases} 0 & \text{if } x_{t+1} = 0, \\ 1 & \text{if } x_{t+1} = 1. \end{cases} \quad (3.8)$$

The transition probabilities given in (2.30)–(2.32) therefore reduce to the following for the memory cutoff policy:

$$\Pr[X(t+1) = 0 | H(t) = h^t, M'_{t^*}(t) = 1] = 1 - p, \quad (3.9)$$

$$\Pr[X(t+1) = 1 | H(t) = h^t, M'_{t^*}(t) = 1] = p, \quad (3.10)$$

$$\Pr[X(t+1) = 0 | H(t) = h^t, M'_{t^*}(t) = 0] = 0, \quad (3.11)$$

$$\Pr[X(t+1) = 1 | H(t) = h^t, M'_{t^*}(t) = 0] = 1, \quad (3.12)$$

for all histories  $h^t$  and all  $t^* \geq 0$ . The following conditional probabilities then hold for any  $t^* < \infty$ :

$$\Pr[X(t+1) = 1, M_{t^*}(t+1) = 0 | X(t) = 0, M_{t^*}(t) = m] = p, \quad 0 \leq m \leq t^*, \quad (3.13)$$

$$\Pr[X(t+1) = 1, M_{t^*}(t+1) = 0 | X(t) = 1, M_{t^*}(t) = t^*] = p, \quad (3.14)$$

$$\Pr[X(t+1) = 0, M_{t^*}(t+1) = t^* | X(t) = 0, M_{t^*}(t) = m] = 1 - p, \quad 0 \leq m \leq t^*, \quad (3.15)$$

$$\Pr[X(t+1) = 0, M_{t^*}(t+1) = t^* | X(t) = 1, M_{t^*}(t) = t^*] = 1 - p, \quad (3.16)$$

$$\Pr[X(t+1) = 1, M_{t^*}(t+1) = m+1 | X(t) = 1, M_{t^*}(t) = m] = 1, \quad 0 \leq m \leq t^* - 1, \quad (3.17)$$

$$\Pr[X(t+1) = 0, M_{t^*}(t+1) = t^* | X(t) = 0, M_{t^*}(t) = t^*] = 1, \quad (3.18)$$

with all other possible conditional probabilities equal to zero. Since these transition probabilities are time-independent, and since the pair  $(X(t+1), M_{t^*}(t+1))$  depends only on  $(X(t), M_{t^*}(t))$ , we have that  $((X(t), M_{t^*}(t)) : t \geq 1)$  is a stationary/time-homogeneous Markov process. As such, the conditional probabilities can be organized into the transition matrix  $T(t^*)$ ,  $t^* < \infty$ , defined as follows:

$$(T(t^*))_{\substack{x,m \\ x',m'}} := \Pr[X(t+1) = x, M_{t^*}(t+1) = m | X(t) = x', M_{t^*}(t) = m'], \\ x, x' \in \{0, 1\}, m, m' \in \{0, 1, \dots, t^*\}. \quad (3.19)$$

For  $t^* = \infty$ , observe that the action at time  $t \geq 1$  depends only the current value of the link, not on the entire history of the link. In other words, the definition of  $M'_\infty(t)$  in (3.5) is equivalent to

$$M'_\infty(t) = 1 - X(t). \quad (3.20)$$

Indeed, if  $X(t) = 0$ , then by definition of the  $t^* = \infty$  cutoff policy a request is made, so that  $M'_\infty(t) = 1$ , as required. If  $X(t) = 1$ , then the link is kept, meaning that  $M'_\infty(t) = 0$ . The transition probabilities in (3.9)–(3.12) can therefore be simplified to the following when  $t^* = \infty$ :

$$\Pr[X(t+1) = 0 | X(t) = 0] = 1 - p, \quad (3.21)$$

$$\Pr[X(t+1) = 0 | X(t) = 1] = 0, \quad (3.22)$$

$$\Pr[X(t+1) = 1 | X(t) = 0] = p, \quad (3.23)$$

$$\Pr[X(t+1) = 1 | X(t) = 1] = 1. \quad (3.24)$$

These transition probabilities are time-independent and Markovian, so they can be organized into the transition matrix  $T(\infty)$  defined as follows:

$$(T(\infty))_{x'}^x := \Pr[X(t+1) = x | X(t) = x'], \quad x, x' \in \{0, 1\}. \quad (3.25)$$

To begin our analysis of the memory cutoff policy, let us consider what the histories  $h^t$  look like by considering a particular example. Consider a link for which  $t^* = 3$ , and let us consider the link values up to time  $t = 10$ . Given that each link request succeeds with probability  $p$  and fails with probability  $1 - p$ , in Table 1 we write down the probability for each sequence of link values according to the formula in (2.35). Note that we only include those histories that have non-zero probability (indeed, some sequences  $h^t = (x_1, a_1, \dots, a_{t-1}, x_t) \in \{0, 1\}^{2t-1}$  will have zero probability under the memory cutoff policy). We also include in the table the memory times  $M_{t^*}(t)$ , which are calculated using the formula in (3.1). Since the memory cutoff policy is deterministic, it suffices to keep track only of the link values and not of the action values, since the action values are given

deterministically by the link values. For the link value sequences, we define two quantities that are helpful for obtaining analytic formulas for the link quantities defined in Section 2.2. The first quantity is  $Y_1(t)$ , which we define to be the number of full blocks of ones (having length  $t^* + 1$ ) in link value sequences up to time  $t - 1$ . The values that  $Y_1(t)$  can take are  $0, 1, \dots, \lfloor \frac{t-1}{t^*+1} \rfloor$  if  $t^* < \infty$ , and  $0$  if  $t^* = \infty$ . We also define the quantity  $Y_2(t)$  to be the number of trailing ones in link value sequences up to time  $t$ . The values that  $Y_2(t)$  can take are  $0, 1, \dots, t^* + 1$  if  $t^* < \infty$ , and  $0, 1, \dots, t$  if  $t^* = \infty$ .

Using the quantities  $Y_1(t)$  and  $Y_2(t)$ , along with the general formula in (2.35), we obtain the following formula for the probability of histories with non-zero probability.

**Proposition 3.1.** For any  $t \geq 1$ , any  $t^* < \infty$ , any  $p \in [0, 1]$ , and for any history  $h^t = (x_1, a_1, x_2, a_2, \dots, a_{t-1}, x_t)$  with non-zero probability,

$$\Pr[H(t) = h^t] = p^{Y_1(t)(h^t)}(1-p)^{t-(t^*+1)Y_1(t)(h^t)}\delta_{Y_2(t)(h^t),0} + (1-\delta_{Y_2(t)(h^t),0})p^{Y_1(t)(h^t)+1}(1-p)^{t-Y_2(t)(h^t)-(t^*+1)Y_1(t)(h^t)}, \quad (3.26)$$

where  $Y_1(t)(h^t)$  is defined to be the number of full blocks of ones of length  $t^* + 1$  up to time  $t - 1$  in the sequence  $(x_1, x_2, \dots, x_t)$  of link values, and  $Y_2(t)(h^t)$  is defined to be the number of trailing ones in the sequence  $(x_1, x_2, \dots, x_t)$ . For  $t^* = \infty$ ,

$$\Pr[H(t) = h^t] = (1-p)^t\delta_{Y_2(t)(h^t),0} + (1-\delta_{Y_2(t)(h^t),0})p(1-p)^{t-Y_2(t)(h^t)}. \quad (3.27)$$

*Proof.* The result in (3.26) follows immediately from the formula in (2.35) by observing that  $N_{\text{succ}}(t) = Y_1(t) + 1 - \delta_{Y_2(t),0}$  and  $N_{\text{req}}(t) = t - (t^* + 1)Y_1(t) - Y_2(t)$ . For  $t^* = \infty$ , we only ever have trailing ones in the link value sequences, so that  $Y_1(t)(h^t) = 0$  for all  $t \geq 1$  and all histories  $h^t$ . The result in (3.27) then follows. ■

Next, let us consider the number of link value sequences with non-zero probability, which we need in order to calculate the link quantities defined in Section 2.2. Using Table 1 as a guide, we obtain the following.

**Lemma 3.1.** For any  $t \geq 1$  and any  $t^* \geq 0$ , let  $\Omega(t; t^*)$  denote the set of link value sequences for the  $t^*$  memory cutoff policy that have non-zero probability. Then, for all  $t^* < \infty$ ,

$$|\Omega(t; t^*)| = \sum_{x=0}^{\lfloor \frac{t-1}{t^*+1} \rfloor} \sum_{k=0}^{t^*+1} \left( \binom{t-1-xt^*}{x} \delta_{k,0} + (1-\delta_{k,0}) \binom{t-k-xt^*}{x} \mathbf{1}_{t-k-x(t^*+1) \geq 0} \right). \quad (3.28)$$

For  $t^* = \infty$ ,  $|\Omega(t; \infty)| = 1 + t$ .

*Proof.* We start by counting the number of link value sequences when the number of trailing ones is equal to zero, i.e., when  $k \equiv Y_2(t)(h^t) = 0$ . If we also let the number  $x \equiv Y_1(t)(h^t)$  of full blocks of ones in time  $t - 1$  be equal to one, then there are  $t^* + 1$  ones and  $t - t^* - 2$  zeros up to time  $t - 1$ .

| $x_1$ | $x_2$ | $x_3$ | $x_4$ | $x_5$ | $x_6$ | $x_7$ | $x_8$ | $x_9$ | $x_{10}$ | $Y_1(t)(h')$ | $Y_2(t)(h')$ | $\Pr[H(t) = h']$ | $M_{t^*}(t)(h')$ |
|-------|-------|-------|-------|-------|-------|-------|-------|-------|----------|--------------|--------------|------------------|------------------|
| 0     | 0     | 0     | 0     | 0     | 0     | 0     | 0     | 0     | 0        | 0            | 0            | $(1-p)^{10}$     | 3                |
| 1     | 1     | 1     | 1     | 0     | 0     | 0     | 0     | 0     | 0        | 1            | 0            | $p(1-p)^6$       | 3                |
| 0     | 1     | 1     | 1     | 1     | 0     | 0     | 0     | 0     | 0        | 1            | 0            | $p(1-p)^6$       | 3                |
| 0     | 0     | 1     | 1     | 1     | 1     | 0     | 0     | 0     | 0        | 1            | 0            | $p(1-p)^6$       | 3                |
| 0     | 0     | 0     | 1     | 1     | 1     | 1     | 0     | 0     | 0        | 1            | 0            | $p(1-p)^6$       | 3                |
| 0     | 0     | 0     | 0     | 1     | 1     | 1     | 1     | 0     | 0        | 1            | 0            | $p(1-p)^6$       | 3                |
| 0     | 0     | 0     | 0     | 0     | 1     | 1     | 1     | 1     | 0        | 1            | 0            | $p(1-p)^6$       | 3                |
| 1     | 1     | 1     | 1     | 1     | 1     | 1     | 1     | 0     | 0        | 2            | 0            | $p^2(1-p)^2$     | 3                |
| 1     | 1     | 1     | 1     | 0     | 1     | 1     | 1     | 1     | 0        | 2            | 0            | $p^2(1-p)^2$     | 3                |
| 0     | 1     | 1     | 1     | 1     | 1     | 1     | 1     | 1     | 0        | 2            | 0            | $p^2(1-p)^2$     | 3                |
| 0     | 0     | 0     | 0     | 0     | 0     | 0     | 0     | 0     | 1        | 0            | 1            | $p(1-p)^9$       | 0                |
| 0     | 0     | 0     | 0     | 0     | 0     | 0     | 0     | 1     | 1        | 0            | 2            | $p(1-p)^8$       | 1                |
| 0     | 0     | 0     | 0     | 0     | 0     | 0     | 1     | 1     | 1        | 0            | 3            | $p(1-p)^7$       | 2                |
| 0     | 0     | 0     | 0     | 0     | 0     | 1     | 1     | 1     | 1        | 0            | 4            | $p(1-p)^6$       | 3                |
| 1     | 1     | 1     | 1     | 0     | 0     | 0     | 0     | 0     | 1        | 1            | 1            | $p^2(1-p)^5$     | 0                |
| 0     | 1     | 1     | 1     | 1     | 0     | 0     | 0     | 0     | 1        | 1            | 1            | $p^2(1-p)^5$     | 0                |
| 0     | 0     | 1     | 1     | 1     | 1     | 0     | 0     | 0     | 1        | 1            | 1            | $p^2(1-p)^5$     | 0                |
| 0     | 0     | 0     | 1     | 1     | 1     | 1     | 0     | 0     | 1        | 1            | 1            | $p^2(1-p)^5$     | 0                |
| 0     | 0     | 0     | 0     | 1     | 1     | 1     | 1     | 0     | 1        | 1            | 1            | $p^2(1-p)^5$     | 0                |
| 0     | 0     | 0     | 0     | 0     | 1     | 1     | 1     | 1     | 1        | 1            | 1            | $p^2(1-p)^5$     | 0                |
| 1     | 1     | 1     | 1     | 0     | 0     | 0     | 0     | 1     | 1        | 1            | 2            | $p^2(1-p)^4$     | 1                |
| 0     | 1     | 1     | 1     | 1     | 0     | 0     | 0     | 1     | 1        | 1            | 2            | $p^2(1-p)^4$     | 1                |
| 0     | 0     | 1     | 1     | 1     | 1     | 0     | 0     | 1     | 1        | 1            | 2            | $p^2(1-p)^4$     | 1                |
| 0     | 0     | 0     | 1     | 1     | 1     | 1     | 0     | 1     | 1        | 1            | 2            | $p^2(1-p)^4$     | 1                |
| 0     | 0     | 0     | 0     | 1     | 1     | 1     | 1     | 1     | 1        | 1            | 2            | $p^2(1-p)^4$     | 1                |
| 1     | 1     | 1     | 1     | 0     | 0     | 0     | 1     | 1     | 1        | 1            | 3            | $p^2(1-p)^3$     | 2                |
| 0     | 1     | 1     | 1     | 1     | 0     | 0     | 1     | 1     | 1        | 1            | 3            | $p^2(1-p)^3$     | 2                |
| 0     | 0     | 1     | 1     | 1     | 1     | 0     | 1     | 1     | 1        | 1            | 3            | $p^2(1-p)^3$     | 2                |
| 0     | 0     | 0     | 1     | 1     | 1     | 1     | 1     | 1     | 1        | 1            | 3            | $p^2(1-p)^3$     | 2                |
| 1     | 1     | 1     | 1     | 0     | 0     | 1     | 1     | 1     | 1        | 1            | 4            | $p^2(1-p)^2$     | 3                |
| 0     | 1     | 1     | 1     | 1     | 0     | 1     | 1     | 1     | 1        | 1            | 4            | $p^2(1-p)^2$     | 3                |
| 0     | 0     | 1     | 1     | 1     | 1     | 1     | 1     | 1     | 1        | 1            | 4            | $p^2(1-p)^2$     | 3                |
| 1     | 1     | 1     | 1     | 1     | 1     | 1     | 1     | 0     | 1        | 2            | 1            | $p^3(1-p)$       | 0                |
| 1     | 1     | 1     | 1     | 0     | 1     | 1     | 1     | 1     | 1        | 2            | 1            | $p^3(1-p)$       | 0                |
| 0     | 1     | 1     | 1     | 1     | 1     | 1     | 1     | 1     | 1        | 2            | 1            | $p^3(1-p)$       | 0                |
| 1     | 1     | 1     | 1     | 1     | 1     | 1     | 1     | 1     | 1        | 2            | 2            | $p^3$            | 1                |

TABLE 1: Link value sequences for a link with  $t^* = 3$  up to time  $t = 10$ . The quantity  $Y_1(t)$  is the number of full blocks of ones in link value sequences up to time  $t - 1$ , and  $Y_2(t)$  is the number of trailing ones in link value sequences up to time  $t$ .  $M_{t^*}(t)$  is the memory time at time  $t$ , given by the formula in (3.1).



The total number of link value sequences is then equal to the number of ways that the single block of ones can be moved around in the link value sequence up to time  $t - 1$ . This quantity is equivalent to the number of permutations of  $t - 1 - t^*$  objects with  $t - t^* - 2$  of them being identical (these are the zeros), which is given by

$$\frac{(t - 1 - t^*)!}{(t - 2 - t^*)!(t - 1 - t^* - t + t^* + 2)!} = \frac{(t - 1 - t^*)!}{(t - t^* - 2)!(1)!} = \binom{t - 1 - t^*}{1}. \quad (3.29)$$

We thus have the  $x = 0$  and  $k = 0$  term in the sum in (3.28). If we stick to  $k = 0$  but now consider more than one full block of ones in time  $t - 1$  (i.e., let  $x \equiv Y_1(t)(h^t) \geq 1$ ), then the number of link value sequences is given by a similar argument as before: it is equal to the number of ways of permuting  $t - 1 - xt^*$  objects, with  $x$  of them being identical (the blocks of ones) and the remaining  $t - 1 - x(t^* + 1)$  objects also identical (the number of zeros), i.e.,  $\binom{t - 1 - xt^*}{x}$ . The total number of link value sequences with zero trailing ones is therefore

$$\sum_{x=0}^{\lfloor \frac{t-1}{t^*+1} \rfloor} \binom{t - 1 - xt^*}{x}. \quad (3.30)$$

Let us now consider the case  $k \equiv Y_2(t)(h^t) > 0$ . Then, the number of time slots in which full blocks of ones can be shuffled around is  $t - k$ . If there are  $x$  blocks of ones in time  $t - k$ , then by the same arguments as before, the number of such link value sequences is given by the number of ways of permuting  $t - k - xt^*$  objects, with  $x$  of them being identical (the full blocks of ones) and the remaining  $t - k - x(t^* + 1)$  of them also identical (these are the zeros up to time  $t - k$ ). In other words, the number of link value sequences with  $k > 0$  and  $x \geq 0$  is

$$\binom{t - k - xt^*}{x} \mathbf{1}_{t - k - x(t^* + 1) \geq 0}. \quad (3.31)$$

We must put the indicator function  $\mathbf{1}_{t - k - x(t^* + 1) \geq 0}$  in order to ensure that the binomial coefficient makes sense. This also means that, depending on the time  $t$ , not all values of  $k$  between 0 and  $t^* + 1$  can be considered in the total number of link value sequences (simply because it might not be possible to fit all possible values of trailing ones and full blocks of ones within that amount of time). By combining (3.30) and (3.31), we obtain the desired result.

In the case  $t^* = \infty$ , because there are never any full blocks of ones and only trailing ones, we have  $t$  link value sequences, each containing  $k$  trailing ones, where  $1 \leq k \leq t$ . We also have a link value sequence consisting of all zeros, giving a total of  $t + 1$  link value sequences. ■

**Remark 3.1.** Note that when  $t^* = 0$ , we get

$$|\Omega(t; 0)| = \sum_{x=0}^{t-1} \sum_{k=0}^1 \left( \binom{t-1}{x} \delta_{k,0} + (1 - \delta_{k,0}) \binom{t-k}{x} \mathbf{1}_{t-k-x \geq 0} \right) \quad (3.32)$$

$$= \sum_{x=0}^{t-1} \binom{t-1}{x} + \sum_{x=0}^{t-1} \binom{t-1}{x} \underbrace{\mathbf{1}_{t-1-x \geq 0}}_{1 \ \forall x} \quad (3.33)$$

$$= 2^{t-1} + 2^{t-1} \quad (3.34)$$

$$= 2^t. \quad (3.35)$$

In other words, when  $t^* = 0$ , all  $t$ -bit strings are valid link value sequences.

For  $t \leq t^* + 1$ , no full blocks of ones in time  $t - 1$  are possible, so we get

$$|\Omega(t; t^*)| = \sum_{k=0}^{t^*+1} \left( \binom{t-1}{0} \delta_{k,0} + (1 - \delta_{k,0}) \binom{t-k}{0} \mathbf{1}_{t-k \geq 0} \right) \quad (3.36)$$

$$= \binom{t-1}{0} + \sum_{k=1}^t \binom{t-k}{0} \quad (3.37)$$

$$= 1 + t. \quad (3.38)$$

This coincides with the result for  $t^* = \infty$ , because when  $t^* = \infty$  the condition  $t \leq t^* + 1$  is satisfied for all  $t \geq 1$ . ◀

### 3.1 Calculation of link quantities

We now provide analytic expressions for the link quantities defined in Section 2.2 in both the finite-horizon and infinite-horizon cases. All of the results here apply to any individual elementary link in a network, including individual parallel links in the case that an edge has  $N^{\max} > 1$  parallel edges, since all of the parallel links are mutually independent. We discuss multiple parallel links in more detail in Section 3.3.

**Proposition 3.2.** For any  $t \geq 1$ ,  $t^* \geq 0$ , and  $p \in [0, 1]$ ,

$$\Pr[M_{t^*}(t) = m, X(t) = 1] = p(1-p)^{t-(m+1)}, \quad t \leq t^* + 1, \quad 0 \leq m \leq t-1, \quad (3.39)$$

and

$$\Pr[M_{t^*}(t) = m, X(t) = 1] = \sum_{x=0}^{\lfloor \frac{t-1}{t^*+1} \rfloor} \binom{t-(m+1)-xt^*}{x} \mathbf{1}_{t-(m+1)-x(t^*+1) \geq 0} p^{x+1} (1-p)^{t-(m+1)-x(t^*+1)}, \quad (3.40)$$

$$t > t^* + 1, \quad 0 \leq m \leq t^*. \quad (3.40)$$

*Proof.* For  $t \leq t^* + 1$ , because no full blocks of ones up to time  $t - 1$  are possible, the possible values for the memory time are  $0, 1, \dots, t - 1$ . Furthermore, for each value of  $m \in \{0, 1, \dots, t - 1\}$ , there is only one link value sequence for which  $M_{t^*}(t) = m$ , and this sequence has  $Y_2(t) = m + 1$  trailing ones and thus probability  $p(1-p)^{t-1-m}$  by Proposition 3.1.

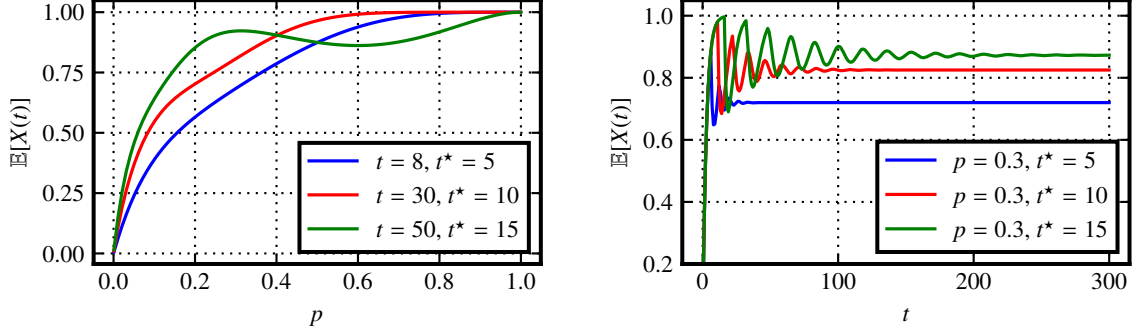


FIGURE 3: (Left) The expected link value for various values of  $t$  and  $t^*$  as a function of the link success probability  $p$ . (Right) The expected link value for fixed values of  $p$  and  $t^*$  as a function of  $t$ .

For  $t > t^* + 1$ , we proceed similarly by considering the number  $Y_1(t)$  of full blocks of ones in time  $t - 1$  and the number  $Y_2(t)$  of trailing ones in link value sequences  $(x_1, x_2, \dots, x_t)$  such that  $x_t = 1$ . Since we must have  $x_t = 1$ , we require  $Y_2(t) \geq 1$ . Now, in order to have a memory time of  $M_{t^*}(t) = m$ , we can have link value sequences consisting of any number  $x = Y_1(t)$  of full blocks of ones ranging from 0 to  $\lfloor \frac{t-1}{t^*+1} \rfloor$  as long as  $Y_2(t) = m + 1$ . (Note that at the end of each full block of ones the memory time is equal to  $t^*$ .) The number of such link value sequences is

$$\binom{t - (m + 1) - xt^*}{x} \mathbf{1}_{t - (m + 1) - x(t^* + 1) \geq 0}, \quad (3.41)$$

as given by (3.31), and the probability of each such link value sequence is  $p^{x+1}(1-p)^{t-(m+1)-x(t^*+1)}$ . By summing over all  $0 \leq x \leq \lfloor \frac{t-1}{t^*+1} \rfloor$ , we obtain the desired result. ■

As an immediate corollary of Proposition 3.2, we obtain the probability distribution of the link value random variable  $X(t)$ .

**Corollary 3.1.** For any  $t \geq 1$ , any  $t^* \geq 0$ , and any  $p \in [0, 1]$ ,

$$\Pr[X(t) = 1] = \begin{cases} 1 - (1 - p)^t, & t \leq t^* + 1, \\ \sum_{x=0}^{\lfloor \frac{t-1}{t^*+1} \rfloor} \sum_{k=1}^{t^*+1} \binom{t - k - xt^*}{x} \mathbf{1}_{t - k - x(t^*+1) \geq 0} p^{x+1} (1 - p)^{t - k - (t^*+1)x}, & t > t^* + 1 \end{cases} \quad (3.42)$$

*Proof.* This follows immediately from the fact that  $\Pr[X(t) = 1] = \sum_{m=0}^{t-1} \Pr[X(t) = 1, M_{t^*}(t) = m]$  for  $t \leq t^* + 1$  and that  $\Pr[X(t) = 1] = \sum_{m=0}^{t^*} \Pr[X(t) = 1, M_{t^*}(t) = m]$  for  $t > t^* + 1$ . ■

See Figure 3 for plots of  $\mathbb{E}[X(t)]$  as a function of the time steps  $t$  and as a function of the elementary link generation probability  $p$ .

Let us now recall the following quantities:

$$\widetilde{F}(t; \psi) = X(t)f_{M(t)}(\rho_0; \psi), \quad F(t; \psi) = \frac{\widetilde{F}(t; \psi)}{\Pr[X(t) = 1]}, \quad (3.43)$$

the latter being the fidelity of the link given that the link is active. From Proposition 3.2 and Corollary 3.1, along with (2.71) and (2.76), we immediately obtain analytic expressions for the expectation values of these quantities under the memory cutoff policy:

$$\mathbb{E}[\widetilde{F}(t; \psi)] = \begin{cases} \sum_{m=0}^{t-1} f_m(\rho_0; \psi) p(1-p)^{t-(m+1)} & t \leq t^* + 1, \\ \sum_{m=0}^{t^*} f_m(\rho_0; \psi) \Pr[M_{t^*}(t) = m, X(t) = 1], & t > t^* + 1, \end{cases} \quad (3.44)$$

$$\mathbb{E}[F(t; \psi)] = \begin{cases} \sum_{m=0}^{t-1} f_m(\rho_0; \psi) \frac{p(1-p)^{t-(m+1)}}{1 - (1-p)^t} & t \leq t^* + 1, \\ \sum_{m=0}^{t^*} f_m(\rho_0; \psi) \frac{\Pr[M_{t^*}(t) = m, X(t) = 1]}{\Pr[X(t) = 1]}, & t > t^* + 1, \end{cases} \quad (3.45)$$

where in (3.44) and (3.45) the expression for  $\Pr[M_{t^*}(t) = m, X(t) = 1]$  for  $t > t^* + 1$  is given in (3.40), and the expression for  $\Pr[X(t) = 1]$  for  $t > t^* + 1$  is given in (3.42). Furthermore, from (2.59), we have that the expected quantum state of the link at time  $t \geq 1$  is

$$\sigma(t) = \begin{cases} (1-p)^t \tau^\varnothing + \sum_{m=0}^{t-1} p(1-p)^{t-(m+1)} \rho(m), & t \leq t^* + 1, \\ (1 - \Pr[X(t) = 1]) \tau^\varnothing + \sum_{m=0}^{t^*} \Pr[M_{t^*}(t) = m, X(t) = 1] \rho(m) & t > t^* + 1, \end{cases} \quad (3.46)$$

where for  $t > t^* + 1$  the expressions for  $\Pr[X(t) = 1]$  and  $\Pr[M_{t^*}(t) = m, X(t) = 1]$  are given in (3.42) and (3.40), respectively. From (2.61), we also have

$$\sigma(t|X(t) = 1) = \begin{cases} \sum_{m=0}^{t-1} \frac{p(1-p)^{t-(m+1)}}{1 - (1-p)^t} \rho(m), & t \leq t^* + 1, \\ \sum_{m=0}^{t^*} \frac{\Pr[M_{t^*}(t) = m, X(t) = 1]}{\Pr[X(t) = 1]} \rho(m), & t > t^* + 1, \end{cases} \quad (3.47)$$

where again for  $t > t^* + 1$  the expressions for  $\Pr[X(t) = 1]$  and  $\Pr[M_{t^*}(t) = m, X(t) = 1]$  are given in (3.42) and (3.40), respectively.

Let us now consider the  $t \rightarrow \infty$ , or infinite-horizon behavior of the link.

**Theorem 3.1.** For all  $t^* \geq 0$  and  $p \in [0, 1]$ .

$$\lim_{t \rightarrow \infty} \mathbb{E}[X(t)] = \frac{(t^* + 1)p}{1 + t^*p}. \quad (3.48)$$

*Proof.* Since we consider the limit  $t \rightarrow \infty$ , it suffices to consider the expression for  $\Pr[X(t) = 1]$  in (3.42) for  $t > t^* + 1$ . Also due to the  $t \rightarrow \infty$  limit, we can disregard the indicator function in (3.42), so that

$$\lim_{t \rightarrow \infty} \mathbb{E}[X(t)] = \lim_{t \rightarrow \infty} \sum_{x=0}^{\lfloor \frac{t-1}{t^*+1} \rfloor} \sum_{k=1}^{t^*+1} \binom{t-k-xt^*}{x} p^{x+1} (1-p)^{t-k-(t^*+1)x}. \quad (3.49)$$

Next, consider the binomial expansion of  $(1-p)^{t-k-(t^*+1)x}$ :

$$(1-p)^{t-k-(t^*+1)x} = \sum_{j=0}^{\infty} \binom{t-k-(t^*+1)x}{j} (-1)^j p^j. \quad (3.50)$$

Substituting this into (3.49) gives us

$$\lim_{t \rightarrow \infty} \mathbb{E}[X(t)] = p \lim_{t \rightarrow \infty} \sum_{x,j=0}^{\infty} \sum_{k=1}^{t^*+1} \binom{t-k-t^*x}{x} \binom{t-k-(t^*+1)x}{j} (-1)^j p^{x+j} \quad (3.51)$$

$$= p \lim_{t \rightarrow \infty} \sum_{\ell=0}^{\infty} \sum_{j=0}^{\ell} \sum_{k=1}^{t^*+1} \binom{t-k-t^*j}{j} \binom{t-k-(t^*+1)j}{\ell-j} (-1)^{\ell-j} p^{\ell}. \quad (3.52)$$

Now, for brevity, let  $a \equiv t - k$ , and let us focus on the sum

$$\sum_{j=0}^{\ell} (-1)^{\ell-j} \binom{a-t^*j}{j} \binom{a-t^*j-j}{\ell-j}. \quad (3.53)$$

We start by expanding the binomial coefficients to get

$$\binom{a-t^*j}{j} \binom{a-t^*j-j}{\ell-j} = \frac{(a-t^*j)!}{j!(\ell-j)!(a-t^*j-\ell)!} \quad (3.54)$$

$$= \frac{1}{j!(\ell-j)!} \prod_{s=0}^{\ell-1} (a-t^*j-s) \quad (3.55)$$

$$= \frac{1}{\ell!} \binom{\ell}{j} \prod_{s=0}^{\ell-1} (a-t^*j-s). \quad (3.56)$$

Next, we have

$$\prod_{s=0}^{\ell-1} (a-t^*j-s) = \sum_{n=0}^{\ell} (-1)^{\ell-n} \begin{bmatrix} \ell \\ n \end{bmatrix} (a-t^*j)^n, \quad (3.57)$$

where  $\begin{bmatrix} \ell \\ n \end{bmatrix}$  is the (unsigned) Stirling number of the first kind<sup>1</sup>. Performing the binomial expansion of  $(a - t^\star j)^n$ , the sum in (3.53) becomes

$$\sum_{j=0}^{\ell} \sum_{n=0}^{\ell} \sum_{i=0}^n (-1)^{\ell-j} \frac{1}{\ell!} \binom{\ell}{j} \begin{bmatrix} \ell \\ n \end{bmatrix} \binom{n}{i} (-1)^i (t^\star)^i j^i a^{n-i}. \quad (3.58)$$

Now, it holds that

$$\sum_{j=0}^{\ell} (-1)^{\ell-j} \frac{1}{\ell!} \binom{\ell}{j} j^i = (-1)^{2\ell} \left\{ \begin{matrix} i \\ \ell \end{matrix} \right\}, \quad (3.59)$$

where  $\left\{ \begin{matrix} i \\ \ell \end{matrix} \right\}$  is the Stirling number of the second kind<sup>2</sup>. For  $i < \ell$ , it holds that  $\left\{ \begin{matrix} i \\ \ell \end{matrix} \right\} = 0$ , and  $\left\{ \begin{matrix} \ell \\ \ell \end{matrix} \right\} = 1$ . Since  $i$  ranges from 0 to  $n$ , and  $n$  itself ranges from 0 to  $\ell$ , the sum in (3.59) is zero except for when  $i = \ell$ . The sum in (3.59) is therefore effectively equal to  $(-1)^{2\ell} \delta_{i,\ell}$ . Substituting this into (3.58) leads to

$$\sum_{n=0}^{\ell} \sum_{i=0}^n (-1)^{2\ell} \delta_{i,\ell} \begin{bmatrix} \ell \\ n \end{bmatrix} \binom{n}{i} (-1)^i (t^\star)^i a^{n-i} = (-1)^\ell (t^\star)^\ell, \quad (3.60)$$

where we have used the fact that  $\begin{bmatrix} \ell \\ \ell \end{bmatrix} = 1$ . Altogether, we have shown that

$$\sum_{j=0}^{\ell} (-1)^{\ell-j} \binom{a - t^\star j}{j} \binom{a - t^\star j - j}{\ell - j} = (-1)^\ell (t^\star)^\ell \quad (3.61)$$

for all  $\ell \geq 0$ . The sum is independent of  $a = t - k$ . Substituting this result into (3.52), and using the fact that

$$\sum_{\ell=0}^{\infty} (-1)^\ell x^\ell = \frac{1}{1+x}, \quad x \neq -1, \quad (3.62)$$

we get

$$\lim_{t \rightarrow \infty} \mathbb{E}[X(t)] = p \sum_{\ell=0}^{\infty} \sum_{k=1}^{t^\star+1} (-1)^\ell (t^\star p)^\ell = p(t^\star + 1) \sum_{\ell=0}^{\infty} (-1)^\ell (t^\star p)^\ell = \frac{(t^\star + 1)p}{1 + t^\star p}, \quad (3.63)$$

as required. ■

Note that if  $t^\star = \infty$ , then

$$\lim_{t^\star \rightarrow \infty} \lim_{t \rightarrow \infty} \mathbb{E}[X(t)] = \lim_{t^\star \rightarrow \infty} \frac{(t^\star + 1)p}{1 + t^\star p} = 1, \quad (3.64)$$

which is what we expect, because if  $t^\star = \infty$ , then the link, once established, never has to be dropped.

<sup>1</sup>This number is defined to be the number of permutations of  $\ell$  elements with  $n$  disjoint cycles.

<sup>2</sup>This number is defined to be the number of ways to partition a set of  $i$  objects into  $\ell$  non-empty subsets.

**Theorem 3.2.** For any  $t^\star < \infty$ ,  $p \in [0, 1]$ , and  $m \in \{0, 1, \dots, t^\star\}$ ,

$$\lim_{t \rightarrow \infty} \Pr[M_{t^\star}(t) = m, X(t) = 1] = \frac{p}{1 + t^\star p}. \quad (3.65)$$

*Proof.* The proof is very similar to the proof of Theorem 3.1. Using the result of Proposition 3.2, in the limit  $t \rightarrow \infty$  we have

$$\lim_{t \rightarrow \infty} \Pr[M_{t^\star}(t) = m, X(t) = 1] = \lim_{t \rightarrow \infty} \sum_{x=0}^{\infty} \binom{t - (m+1) - xt^\star}{x} p^{x+1} (1-p)^{t-(m+1)-x(t^\star+1)}. \quad (3.66)$$

Using the binomial expansion of  $(1-p)^{t-(m+1)-x(t^\star+1)}$ , exactly as in the proof of Theorem 3.1, we can write

$$\lim_{t \rightarrow \infty} \Pr[M_{t^\star}(t) = m, X(t) = 1] = \lim_{t \rightarrow \infty} \sum_{x=0}^{\infty} \sum_{j=0}^{\infty} p \binom{t - (m+1) - xt^\star}{x} \binom{t - (m+1) - (t^\star+1)x}{j} (-1)^j p^{x+j} \quad (3.67)$$

$$= \lim_{t \rightarrow \infty} \sum_{\ell=0}^{\infty} \sum_{j=0}^{\ell} p \binom{t - (m+1) - jt^\star}{j} \binom{t - (m+1) - (t^\star+1)j}{\ell-j} (-1)^{\ell-j} p^\ell. \quad (3.68)$$

Then, using (3.61), we have that

$$\sum_{j=0}^{\ell} (-1)^{\ell-j} \binom{t - (m+1) - jt^\star}{j} \binom{t - (m+1) - (t^\star+1)j}{\ell-j} = (-1)^\ell (t^\star)^\ell \quad (3.69)$$

for all  $t \geq 1$  and all  $m \in \{0, 1, \dots, t^\star\}$ . Finally, using (3.62), we obtain

$$\lim_{t \rightarrow \infty} \Pr[M_{t^\star}(t) = m, X(t) = 1] = p \sum_{\ell=0}^{\infty} (-1)^\ell (t^\star p)^\ell = \frac{p}{1 + t^\star p}, \quad (3.70)$$

as required. ■

For  $t^\star < \infty$ , the conditional probability  $\Pr[M_{t^\star}(t) = m | X(t) = 1]$  in the limit  $t \rightarrow \infty$  is equal to

$$\lim_{t \rightarrow \infty} \Pr[M_{t^\star}(t) = m | X(t) = 1] = \lim_{t \rightarrow \infty} \frac{\Pr[M_{t^\star}(t) = m, X(t) = 1]}{\Pr[X(t) = 1]} \quad (3.71)$$

$$= \frac{\lim_{t \rightarrow \infty} \Pr[M_{t^\star}(t) = m, X(t) = 1]}{\lim_{t \rightarrow \infty} \Pr[X(t) = 1]} \quad (3.72)$$

$$= \frac{1}{t^\star + 1}. \quad (3.73)$$



As an immediate consequence of Theorem 3.1 and Theorem 3.2, we obtain the following:

$$\lim_{t \rightarrow \infty} \mathbb{E}[\widetilde{F}(t; \psi)] = \frac{p}{1 + t^* p} \sum_{m=0}^{t^*} f_m(\rho_0; \psi), \quad t^* < \infty, \quad (3.74)$$

$$\lim_{t \rightarrow \infty} \mathbb{E}[F(t; \psi)] = \frac{1}{t^* + 1} \sum_{m=0}^{t^*} f_m(\rho_0; \psi), \quad t^* < \infty. \quad (3.75)$$

For the expected quantum state, we obtain

$$\lim_{t \rightarrow \infty} \sigma(t) = \frac{1-p}{1 + t^* p} \tau^\otimes + \frac{p}{1 + t^* p} \sum_{m=0}^{t^*} \rho(m), \quad t^* < \infty, \quad (3.76)$$

$$\lim_{t \rightarrow \infty} \sigma(t|X(t) = 1) = \frac{1}{t^* + 1} \sum_{m=0}^{t^*} \rho(m), \quad t^* < \infty. \quad (3.77)$$

Let us also determine the probabilities  $\Pr[M_{t^*}(t) = m, X(t) = 0]$  for finite  $t^*$ . Observe that this probability is non-zero only when  $M_{t^*}(t) = t^*$ . This is due to the fact that we can have  $X(t) = 0$  in only one of two possible ways: either there are some full blocks of ones of length  $t^* + 1$  before time  $t$ , or there are no full blocks of ones before time  $t$ . In both cases, the value of the memory can only be equal to  $t^*$ . We thus obtain the following.

**Proposition 3.3.** For any  $t \geq 1$ ,  $t^* < \infty$ ,  $p \in [0, 1]$ , and  $m \in \{0, 1, \dots, t^*\}$ ,

$$\Pr[M_{t^*}(t) = m, X(t) = 0] = \begin{cases} \delta_{m, t^*} (1-p)^t, & t \leq t^* + 1, \\ \delta_{m, t^*} \sum_{x=0}^{\lfloor \frac{t-1}{t^*+1} \rfloor} \binom{t-1-x t^*}{x} p^x (1-p)^{t-(t^*+1)x}, & t > t^* + 1. \end{cases} \quad (3.78)$$

For  $t^* = \infty$ ,

$$\Pr[M_\infty(t) = m, X(t) = 0] = \delta_{m, -1} (1-p)^t \quad (3.79)$$

for all  $m \in \{-1, 0, 1, \dots, t-1\}$ .

*Proof.* For finite  $t^*$ , when  $t \leq t^* + 1$ , there is only one link value sequence ending with a zero, and that is the sequence consisting of all zeros, which has probability  $(1-p)^t$ . Furthermore, since the value of the memory for this sequence is equal to  $t^*$ , only the case  $M_{t^*}(t) = t^*$  has non-zero probability. When  $t > t^* + 1$ , we can again have non-zero probability only for  $M_{t^*}(t) = t^*$ . In this case, because every link value sequence has to end with a zero, we must have  $Y_2(t) = 0$ . Therefore, using (3.26), along with (3.30), we obtain the desired result.

For  $t^* = \infty$ , only the link value sequence consisting of all zeros ends with a zero, and in this case we have  $M_\infty(t) = -1$ . The result then follows.  $\blacksquare$

By following arguments very similar to the proof of Theorem 3.2, we arrive at the following infinite-horizon expression for  $\Pr[M_{t^*}(t) = m, X(t) = 0]$  when  $t^* < \infty$ :

$$\lim_{t \rightarrow \infty} \Pr[M(t) = m, X(t) = 0] = \delta_{m, t^*} \frac{1-p}{1+t^*p}, \quad m \in \{0, 1, \dots, t^*\}. \quad (3.80)$$

Finally, let us consider the expected success rate  $\mathbb{E}[S(t)]$ . Letting  $N^{\max} = 1$ , recall that

$$S(t) = \frac{\sum_{j=1}^t A(j-1)X(j)}{\sum_{j=1}^t A(j-1)}. \quad (3.81)$$

The success rate is simply the ratio of the number of successful requests up to time  $t$  to the total number of requests up to time  $t$ .

**Proposition 3.4.** For any  $t^* \geq 0$ , any  $t \geq 1$ , and any  $p \in [0, 1]$ ,

$$\mathbb{E}[S(t)] = \sum_{j=0}^{t-1} \frac{1}{j+1} p(1-p)^j, \quad t \leq t^* + 1. \quad (3.82)$$

For  $t > t^* + 1$ ,

$$\begin{aligned} \mathbb{E}[S(t)] = & \sum_{x=0}^{\lfloor \frac{t-1}{t^*+1} \rfloor} \left( \frac{x}{t-t^*x} \binom{t-1-xt^*}{x} p^x (1-p)^{t-(t^*+1)x} \right. \\ & \left. + \sum_{k=1}^{t^*+1} \frac{x+1}{t-k-t^*x+1} \binom{t-k-xt^*}{x} p^{x+1} (1-p)^{t-k-(t^*+1)x} \mathbf{1}_{t-k-(t^*+1)x \geq 0} \right). \end{aligned} \quad (3.83)$$

*Proof.* We start with the observation that, for any history  $h^t$ , the number of successful requests can be written in terms of the number  $Y_1(t)(h^t)$  of blocks of ones of length  $t^* + 1$  and the number  $Y_2(t)(h^t)$  of trailing ones in the link value sequence corresponding to  $h^t$  as

$$Y_1(t)(h^t) + 1 - \delta_{Y_2(t)(h^t), 0}. \quad (3.84)$$

Similarly, the total number of failed requests is

$$t - Y_2(t)(h^t) - (t^* + 1)Y_1(t)(h^t). \quad (3.85)$$

Therefore,

$$S(t)(h^t) = \frac{Y_1(t)(h^t) + 1 - \delta_{Y_2(t)(h^t), 0}}{t - Y_2(t)(h^t) - (t^* + 1)Y_1(t)(h^t) + Y_1(t)(h^t) + 1 - \delta_{Y_2(t)(h^t), 0}} \quad (3.86)$$

$$= \frac{Y_1(t)(h^t) + 1 - \delta_{Y_2(t)(h^t), 0}}{t - Y_2(t)(h^t) - t^*Y_1(t)(h^t) + 1 - \delta_{Y_2(t)(h^t), 0}}. \quad (3.87)$$

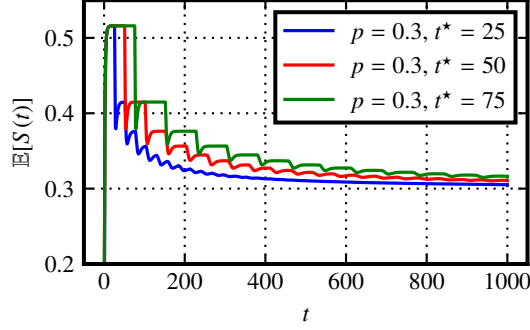


FIGURE 4: The expected success rate, as given by the expressions in Proposition 3.4, for a link with  $p = 0.3$  and various cutoffs.

Now, for  $t \leq t^* + 1$ , we always have  $Y_1(t)(h^t) = 0$  for all histories  $h^t$ , and the link value sequence can consist only of a positive number of trailing ones not exceeding  $t$ . Thus, from Proposition 3.1, the probability of any such history is  $p(1-p)^{t-Y_2(t)(h^t)}$ . Using (3.87) then leads to

$$\mathbb{E}[S(t)] = \sum_{h^t} S(t)(h^t) \Pr[H(t) = h^t] = \sum_{k=1}^t \frac{1}{t-k+1} p(1-p)^{t-k} = \sum_{j=0}^{t-1} \frac{1}{j+1} p(1-p)^j \quad (3.88)$$

for  $t \leq t^* + 1$ , as required, where the last equality follows by a change of summation variable.

For  $t > t^* + 1$ , we use (3.87) again, keeping in mind this time that the number of trailing ones can be equal to zero, to get

$$\mathbb{E}[S(t)] = \sum_{h^t} S(t)(h^t) \Pr[H(t) = h^t] \quad (3.89)$$

$$= \sum_{h^t: Y_2(t)(h^t)=0} S(t)(h^t) \Pr[H(t) = h^t] + \sum_{h^t: Y_2(t)(h^t) \geq 1} S(t)(h^t) \Pr[H(t) = h^t] \quad (3.90)$$

$$= \sum_{x=0}^{\lfloor \frac{t-1}{t^*+1} \rfloor} \left( \frac{x}{t-t^*x} \Pr[H(t) = h^t : Y_1(t)(h^t) = x, Y_2(t)(h^t) = 0] \right. \\ \left. + \sum_{k=1}^{t^*+1} \frac{x+1}{t-k-t^*x+1} \Pr[H(t) = h^t : Y_1(t)(h^t) = x, Y_2(t)(h^t) = k] \right). \quad (3.91)$$

Using Proposition 3.1, we arrive at the desired result. ■

See Figure 4 for a plot of the expected rate  $\mathbb{E}[S(t)]$  as a function of time for various values of the cutoff. We find that the rate has essentially the shape of a decaying square wave, which is clearer for larger values of the cutoff. In particular, the “plateaus” in the curves have a period of  $t^* + 1$  time steps. Let us now consider the values of these plateaus. The largest plateau can be found by considering the case  $t^* = \infty$ , because in this case the condition  $t \leq t^* + 1$  is satisfied for

all  $t \geq 1$ , and it is when this condition is true that the largest plateau occurs. Using Proposition 3.4 with  $t^* = \infty$ , we find that the value of the largest plateau approaches

$$\lim_{t \rightarrow \infty} \mathbb{E}[S(t)] = \lim_{t \rightarrow \infty} \sum_{j=0}^{t-1} \frac{1}{j+1} p(1-p)^j = -\frac{p \ln p}{1-p}, \quad t^* = \infty, \quad (3.92)$$

for all  $p \in (0, 1)$ . In the case  $t^* < \infty$ , as we see in Figure 4, there are multiple plateaus, with each plateau lasting for a period of  $t^* + 1$  time steps, as mentioned earlier. The values of these plateaus depend on the number  $x \geq 0$  of full blocks of ones in the link value sequence. Specifically, the values of the plateaus approach

$$\begin{aligned} \lim_{t \rightarrow \infty} \sum_{k=1}^{t-(t^*+1)x} \frac{x+1}{t-k-t^*x+1} \binom{t-k-t^*x}{x} p^{x+1} (1-p)^{t-k-(t^*+1)x} \\ = \lim_{t \rightarrow \infty} \sum_{j=(t^*+1)x}^{t-1} \frac{x+1}{j-t^*x+1} \binom{j-t^*x}{x} p^{x+1} (1-p)^{j-(t^*+1)x} = p \cdot {}_2F_1(1, 1, 2+x, 1-p), \end{aligned} \quad (3.93)$$

for all  $x \geq 0$ , where  ${}_2F_1(a, b, c, z)$  is the hypergeometric function. Then, using the fact that  $\lim_{x \rightarrow \infty} {}_2F_1(1, 1, 2+x, 1-p) = 1$  [139], we conclude that the plateaus approach the value of  $p$ , i.e.,

$$\lim_{t \rightarrow \infty} \mathbb{E}[S(t)] = p, \quad t^* < \infty. \quad (3.94)$$

## 3.2 Waiting time

Let us now consider the waiting time for an elementary link. The waiting time is defined to be the number of time steps needed to establish a link from the time that a link is requested. We focus here on just one elementary link. Detailed analyses of the waiting time for a chain of bipartite links have been conducted in [34, 100, 110, 140].

It is well known for the model being considered here that the waiting time, which we denote by  $W$ , is a geometric random variable, so that  $\Pr[W = t] = p(1-p)^{t-1}$ , where  $p$  is the success probability of the link. The expected waiting time is then  $\mathbb{E}[W] = \frac{1}{p}$ . We can confirm this using the formalism developed in this work by noting that the waiting time probability distribution is given simply by the probability that it takes  $t$  time steps to establish the link, starting from  $t = 1$ :

$$\Pr[W = t] = \Pr[X(1) = 0, X(2) = 0, \dots, X(t) = 1]. \quad (3.95)$$

Using the result of Proposition 3.1, we immediately obtain  $\Pr[W = t] = p(1-p)^{t-1}$ , from which the expected waiting time is  $\mathbb{E}[W] = \sum_{t=1}^{\infty} t p(1-p)^{t-1} = \frac{1}{p}$ , as expected. Note that this result holds regardless of the value of  $t^*$ , and it assumes that the initial request for entanglement is made at time  $t = 0$ .

Let us now consider a scenario in which the elementary link generation process is persistent, even if no end-user request is made. In other words, we consider an “always-on”/continuous link

generation procedure that is ready to go whenever end-user entanglement is requested, rather than have the entire process begin only when end-user entanglement is requested. Then, if an end-user request for entanglement occurs at time  $t_{\text{req}} \geq 0$ , then the waiting time random variable  $W(t_{\text{req}})$  has probability distribution

$$\Pr[W(t_{\text{req}}) = t] = \Pr[X(t_{\text{req}} + 1) = 0, X(t_{\text{req}} + 2) = 0, \dots, X(t_{\text{req}} + t) = 1] \quad (3.96)$$

for all  $t \geq 1$ . In other words, the waiting time is given by the amount of time it takes to establish the link after the end-user request is made. Note that  $W = W(0)$ . With non-zero memory cutoff and  $t_{\text{req}} > 0$ , we can obtain a lower expected waiting time than  $\frac{1}{p}$ , which we now show.

**Proposition 3.5.** For any  $t^* < \infty$ , for any  $t_{\text{req}} \geq 0$ , and for any  $p \in (0, 1)$ ,

$$\mathbb{E}[W(t_{\text{req}})] = \frac{\Pr[M_{t^*}(t_{\text{req}} + 1) = t^*, X(t_{\text{req}} + 1) = 0]}{p(1 - p)}. \quad (3.97)$$

For  $t^* = \infty$ ,

$$\mathbb{E}[W(t_{\text{req}})] = \frac{\Pr[X(t_{\text{req}} + 1) = 0]}{p(1 - p)} = \frac{(1 - p)^{t_{\text{req}}}}{p}. \quad (3.98)$$

**Remark 3.2.** As a check, let us first observe the following:

- If  $t_{\text{req}} = 0$ , then since  $\Pr[M_{t^*}(1) = t^*, X(1) = 0] = 1 - p$  for all  $t^* < \infty$  (see Proposition 3.3), we obtain  $\mathbb{E}[W(0)] = \frac{1}{p}$ , as expected. We get the same result for  $t^* = \infty$ .
- If  $t^* = 0$ , then we get  $\Pr[M_{t^*}(t_{\text{req}} + 1) = 0, X(t_{\text{req}} + 1) = 0] = 1 - p$  for all  $t_{\text{req}} \geq 0$  (see Proposition 3.3), which means that  $\mathbb{E}[W(t_{\text{req}})] = \frac{1}{p}$  for all  $t_{\text{req}} \geq 0$ . This makes sense, because in the  $t^* = 0$  policy the link is never held in memory. ◀

*Proof of Proposition 3.5.* Using (3.96), we have

$$\begin{aligned} \Pr[W(t_{\text{req}}) = t] &= \Pr[X(t_{\text{req}} + 1) = 0, \dots, X(t_{\text{req}} + t) = 1] \end{aligned} \quad (3.99)$$

$$= \sum_{m_1, \dots, m_t=0}^{t^*} \Pr[X(t_{\text{req}} + 1) = 0, M_{t^*}(t_{\text{req}} + 1) = m_1, \dots, X(t_{\text{req}} + t) = 1, M_{t^*}(t_{\text{req}} + t) = m_t]. \quad (3.100)$$

Using the transition matrix  $T(t^*)$  defined in (3.13)–(3.19), we obtain

$$\begin{aligned} \Pr[W(t_{\text{req}}) = t] &= \sum_{m_1, \dots, m_t=0}^{t^*} (T(t^*))_{1, m_t} \cdots (T(t^*))_{0, m_3} (T(t^*))_{0, m_2} \Pr[M_{t^*}(t_{\text{req}} + 1) = m_1, X(t_{\text{req}} + 1) = 0]. \end{aligned} \quad (3.101)$$

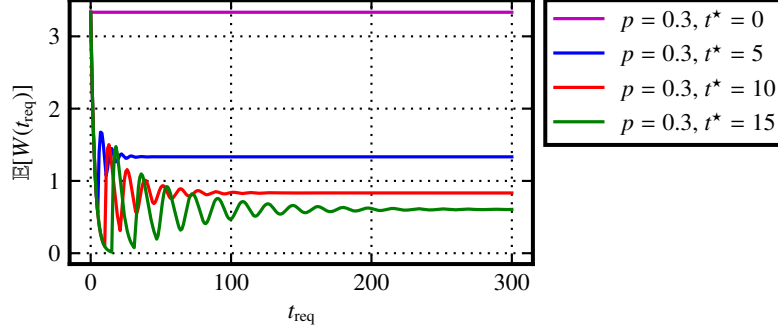


FIGURE 5: The expected waiting time for a single link, as given by (3.97), for  $p = 0.3$  and various values of  $t^*$  as a function of the request time  $t_{\text{req}}$ .

Using (3.78), along with (3.13)–(3.19), we have that

$$\Pr[W(t_{\text{req}}) = t] = \Pr[M_{t^*}(t_{\text{req}} + 1) = t^*, X(t_{\text{req}} + 1) = 0]p(1 - p)^{t-2}, \quad (3.102)$$

for all  $t \geq 1$ . The result then follows.

For  $t^* = \infty$ , using the transition matrix  $T(\infty)$  defined in (3.25) leads to

$$\begin{aligned} \Pr[X(t_{\text{req}} + 1) = 0, \dots, X(t_{\text{req}} + t) = 1] \\ = (T(\infty))_1(T(\infty))_0 \cdots (T(\infty))_0 \Pr[X(t_{\text{req}} + 1) = 0]. \end{aligned} \quad (3.103)$$

Then, from (3.42), we have that  $\Pr[X(t_{\text{req}} + 1) = 0] = (1 - p)^{t_{\text{req}}+1}$ , so that

$$\Pr[W(t_{\text{req}}) = t] = p(1 - p)^{t-2}(1 - p)^{t_{\text{req}}+1} \quad (3.104)$$

for all  $t \geq 1$ . The result then follows.  $\blacksquare$

In the limit  $t_{\text{req}} \rightarrow \infty$ , we obtain using (3.80),

$$\lim_{t_{\text{req}} \rightarrow \infty} \mathbb{E}[W(t_{\text{req}})] = \frac{1}{p(1 + t^*p)}, \quad t^* < \infty. \quad (3.105)$$

See Figure 5 for plots of the expected waiting time, given by (3.97), as a function of the request time  $t_{\text{req}}$  for various values of  $t^*$ . As long as  $t^*$  is strictly greater than zero, the waiting time is strictly less than  $\frac{1}{p}$ , despite the oscillatory behavior for small values of  $t_{\text{req}}$ . In the limit  $t_{\text{req}} \rightarrow \infty$ , we see that the waiting time is monotonically decreasing with increasing  $t^*$ , which is also apparent from (3.105).

### 3.3 Multiple parallel links

So far, we have considered only one edge connecting a particular set of nodes corresponding to an elementary link in a network. Suppose now that those nodes have  $N^{\max} > 1$  parallel edges connecting them (see Figure 1). Therefore, at each time step, the set of nodes can have at most  $N^{\max}$  active *parallel links*. In this scenario, as described in the Introduction, the network is described by a multigraph, since each parallel link corresponds to a distinct edge connecting the nodes. All of these parallel links are mutually independent by definition. Therefore, if  $E$  is a subset of edges in a graph corresponding to a quantum network, then we can write the classical-quantum state of an edge  $e \in E$  at time  $t$  as  $\bigotimes_{j=1}^{N_e^{\max}} \widehat{\sigma}_{e,j}(t)$  for all  $t \geq 1$ , where each  $\widehat{\sigma}_{e,j}(t)$  is given by (2.51) and  $N_e^{\max}$  is the maximum number of parallel links in the edge  $e \in E$ . By tracing out the classical history registers of each parallel link, we obtain the overall expected quantum state of an edge  $e \in E$  at time  $t$  as follows:

$$\bigotimes_{j=1}^{N_e^{\max}} \sigma_{e,j}(t), \quad (3.106)$$

where each  $\sigma_{e,j}(t)$  is given by the expression in (3.46). In the limit  $t \rightarrow \infty$ , we use the expression in (3.76) to obtain

$$\bigotimes_{j=1}^{N_e^{\max}} \left( \frac{1 - p_{e,j}}{1 + t_{e,j}^{\star} p_{e,j}} \tau_{e,j}^{\emptyset} + \frac{p_{e,j}}{1 + t_{e,j}^{\star} p_{e,j}} \sum_{m=0}^{t_{e,j}^{\star}} \rho_{e,j}(m) \right) \quad (t \rightarrow \infty), \quad (3.107)$$

where  $\{p_{e,j}\}_{j=1}^{N_e^{\max}}$  and  $\{t_{e,j}^{\star}\}_{j=1}^{N_e^{\max}}$  are the success probabilities and cutoffs of the parallel links (all finite) for the edge  $e \in E$ .

Using the joint state of the parallel links in (3.106), it is possible to apply an entanglement distillation protocol in order to increase the fidelity of the link, which is important for achieving a high-fidelity long-distance entangled state. See [26–28] for examples of bipartite entanglement distillation protocols, and [141–146] for examples of multipartite entanglement distillation protocols. (See also [147–156].) Upper bounds on the fidelity that can be achieved after an entanglement distillation protocol, in the non-asymptotic setting, can be calculated using a semi-definite program (SDP), as shown in [157]. For practical entanglement distillation schemes, which typically only consist of one round of local operations and classical communication and also have non-unit success probability, SDP upper bounds have been provided in [155]. In [158], the authors use reinforcement learning to discover protocols for entanglement distillation. See [25, 102, 111, 112] for an analysis of quantum repeater protocols with entanglement distillation.

Using the expressions in (3.106) and (3.107), along with the fact that the elementary link generation for each edge in the set  $E$  is independent of the other edges, we can write the overall expected quantum state corresponding to the set  $E$  of edges as follows:

$$\sigma_E(t) := \bigotimes_{e \in E} \bigotimes_{j=1}^{N_e^{\max}} \sigma_{e,j}(t) \quad (3.108)$$



When all of the cutoffs are finite, in the limit  $t \rightarrow \infty$ , we get

$$\lim_{t \rightarrow \infty} \sigma_E(t) = \bigotimes_{e \in E} \bigotimes_{j=1}^{N_e^{\max}} \left( \frac{1 - p_{e,j}}{1 + t_{e,j}^* p_{e,j}} t_{e,j}^{\emptyset} + \frac{p_{e,j}}{1 + t_{e,j}^* p_{e,j}} \sum_{m=0}^{t_{e,j}^*} \rho_{e,j}(m) \right). \quad (3.109)$$

With multiple parallel links in an edge  $e \in E$ , the probability of having at least one active parallel link at time  $t$  is

$$\Pr[N_e(t) \geq 1] = 1 - \prod_{j=1}^{N_e^{\max}} (1 - \Pr[X_{e,j}(t) = 1]), \quad (3.110)$$

where  $X_{e,j}(t)$  is the link random variable for the  $j^{\text{th}}$  parallel link. In the limit  $t \rightarrow \infty$ , using (3.48), this probability becomes

$$\lim_{t \rightarrow \infty} \Pr[N_e(t) \geq 1] = 1 - \prod_{j=1}^{N_e^{\max}} \frac{1 - p_{e,j}}{1 + t_{e,j}^* p_{e,j}}. \quad (3.111)$$

We can also determine the expected number of active parallel links at any given time. Recalling that  $N_e(t) = \sum_{j=1}^{N_e^{\max}} X_{e,j}(t)$  is the random variable for the total number of parallel links at time  $t \geq 1$ , we find that the expected number of parallel links is simply  $\sum_{j=1}^{N_e^{\max}} \mathbb{E}[X_{e,j}(t)]$ , with  $\mathbb{E}[X_{e,j}(t)]$  given by (3.42) for each parallel link. In the limit  $t \rightarrow \infty$ , the expected number of parallel links becomes

$$\lim_{t \rightarrow \infty} \mathbb{E}[N_e(t)] = \sum_{j=1}^{N_e^{\max}} \frac{(t_{e,j}^* + 1)p_{e,j}}{1 + t_{e,j}^* p_{e,j}}. \quad (3.112)$$

If all of the parallel links have the same success probability  $p_e$  and the same cutoff  $t_e^*$ , then this reduces to

$$\lim_{t \rightarrow \infty} \mathbb{E}[N_e(t)] = N_e^{\max} \frac{(t_e^* + 1)p_e}{1 + t_e^* p_e} \quad (3.113)$$

parallel links on average in the  $t \rightarrow \infty$  limit. Note that if all of the parallel links have the same memory cutoff and the same success probability, then  $N_e(t)$  is simply a binomial random variable with parameter  $\Pr[X_e(t) = 1]$ ; otherwise,  $N_e(t)$  is a Poisson-binomial random variable (see, e.g., [159]). Also, as mentioned in Remark 2.3, the quantity  $N_e^{\max}$  can be thought of as an *edge capacity*, because it is the maximum number of entangled states that can be shared along an edge per unit time. Then,  $N_e(t)$  can be thought of as the *edge flow*, and  $\mathbb{E}[N_e(t)]$  the expected edge flow. In the case of bipartite links, Menger's theorem [160, 161] tells us that we can use the expected flow to determine at any time step the expected number of edge-disjoint paths between two given nodes in the network, which then gives us the number of entangled states that they can share; see, e.g., [74]. In the case of multipartite links, the expected edge flow can be used to determine the expected number of edge-disjoint Steiner/spanning trees [162–164] for a given set of nodes in the network in order to determine the number of multipartite entangled states that they can share; see, e.g., [75, 78, 165].

Let us now consider the rate  $R(t)$  for any edge under the memory cutoff policy in the  $t \rightarrow \infty$  limit. First, recall that

$$R(t) = \frac{1}{t} \sum_{j=1}^t N(j) \quad (3.114)$$

is the average number of active parallel links in an edge per unit time in  $t$  time steps.

**Theorem 3.3.** For any elementary link consisting of  $N^{\max}$  parallel links, with  $\{p_j\}_{j=1}^{N^{\max}}$  being the success probabilities for the parallel links and  $\{t_j^*\}_{j=1}^{N^{\max}}$  the memory cutoffs for the parallel links, the expected rate  $\mathbb{E}[R(t)]$  of elementary link generation in the limit  $t \rightarrow \infty$  is as follows:

$$\lim_{t \rightarrow \infty} \mathbb{E}[R(t)] = \lim_{t \rightarrow \infty} \frac{1}{t} \sum_{j=1}^t \mathbb{E}[N(j)] = \sum_{j=1}^{N^{\max}} \frac{(t_j^* + 1)p_j}{1 + t_j^* p_j}. \quad (3.115)$$

*Proof.* The expected rate  $\mathbb{E}[R(t)]$  is, by definition, the Cesàro mean of the sequence  $(\mathbb{E}[N(j)])_{j=1}^t$  (see, e.g., [166]). Then, because  $\lim_{j \rightarrow \infty} \mathbb{E}[N(j)]$  exists and is given by (3.112), we use the well-known result that the limit of Cesàro means is equal to the limit of the original sequence [166], leading to the desired result. ■

### 3.4 Total number of active links

Consider a subset  $E$  of edges in a graph corresponding to a quantum network. Then, for any time  $t \geq 1$ , the number of active links in the set  $E$  is

$$L_E(t) := \sum_{e \in E} \sum_{j=1}^{N_e^{\max}} X_{e,j}(t), \quad (3.116)$$

where  $X_{e,j}(t)$  is the link status random variable for the  $j^{\text{th}}$  parallel link of the edge  $e \in E$ . When only the number of edges/elementary links is relevant, we use the notation  $L_M(t)$  to refer to the number of active links at time  $t$ , where  $M = |E|$  is the number of edges/elementary links under consideration.

The total number of active elementary links was introduced in [101] as a figure of merit on the performance of an entanglement distribution network, and it was shown that the quantity provides an upper bound on the average largest cluster size (i.e., the size of the largest connected component) in the network. In particular, for the case that all of the elementary links have the same success probability  $p$  and  $N_e^{\max} = 1$  for all  $e \in E$ , with  $M = |E|$ , it was shown that  $\frac{1}{M} \mathbb{E}[L_M(t)] \leq 1 - (1 - p)^t$  for all  $t \geq 1$ .

Using the results of Section 3.1, we can now extend the result of [101]. In particular,

$$\mathbb{E}[L_E(t)] = \sum_{e \in E} \sum_{j=1}^{N_e^{\max}} \mathbb{E}[X_{e,j}(t)], \quad (3.117)$$

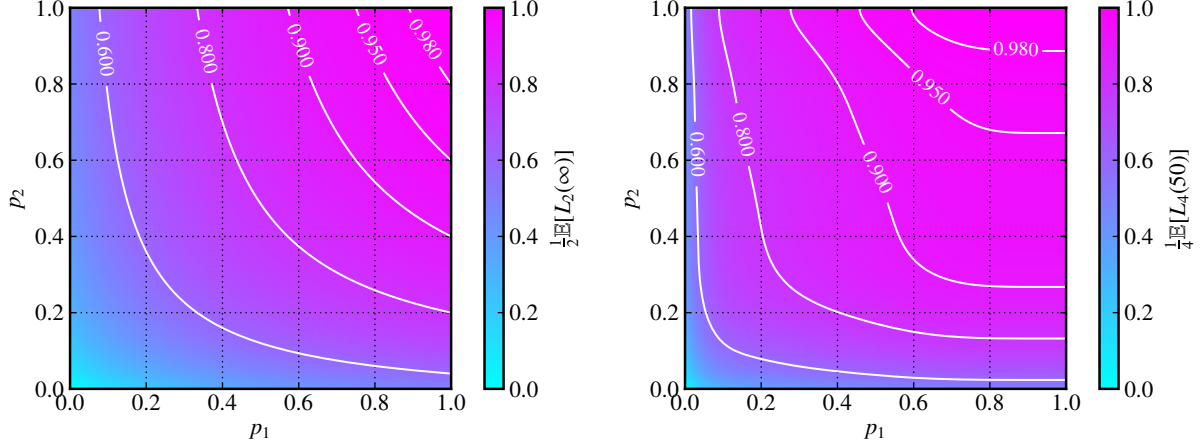


FIGURE 6: The expected total number  $\mathbb{E}[L_M(t)]$  of active elementary links when  $M$  edges in total are being considered. We use the notation  $\mathbb{E}[L_M(\infty)] \equiv \lim_{t \rightarrow \infty} \mathbb{E}[L_M(t)]$ . (Left)  $M = 2$  edges in the limit  $t \rightarrow \infty$  with  $N^{\max} = 1$  parallel link for each edge. One link has success probability  $p_1$  and cutoff  $t_1^* = 5$ , and the other link has success probability  $p_2$  and cutoff  $t_2^* = 2$ . (Right)  $M = 4$  edges after  $t = 50$  time steps, with  $N^{\max} = 1$  parallel link for each edge. Two of the links have success probability  $p_1$  with cutoffs 5, 15, and the other two links have success probability  $p_2$  with cutoffs 10, 20.

with  $\mathbb{E}[X_{e,j}(t)]$  given by the expression in (3.42), i.e.,

$$\begin{aligned} \Pr[X_{e,j}(t) = 1] &= \begin{cases} 1 - (1 - p_{e,j})^t, & t \leq t_{e,j}^* + 1, \\ \sum_{x=0}^{\lfloor \frac{t-1}{t_{e,j}^*+1} \rfloor} \sum_{k=1}^{t_{e,j}^*+1} \binom{t-k-x t_{e,j}^*}{x} \mathbf{1}_{t-k-x(t_{e,j}^*+1) \geq 0} p_{e,j}^{x+1} (1 - p_{e,j})^{t-k-(t_{e,j}^*+1)x}, & t > t_{e,j}^* + 1 \end{cases} \end{aligned} \quad (3.118)$$

where  $\{p_{e,j} : e \in E, 1 \leq j \leq N_e^{\max}\}$  is the set of success probabilities and  $\{t_{e,j}^* : e \in E, 1 \leq j \leq N_e^{\max}\}$  is the set of cutoffs. In the  $t \rightarrow \infty$  limit, this reduces to the following simple expression using Theorem 3.1:

$$\lim_{t \rightarrow \infty} \mathbb{E}[L_E(t)] = \sum_{e \in E} \sum_{j=1}^{N_e^{\max}} \frac{(t_{e,j}^* + 1) p_{e,j}}{1 + t_{e,j}^* p_{e,j}}. \quad (3.119)$$

See Figure 6 for plots of  $\mathbb{E}[L_M(t)]$ . Given a subset of elementary links with given memory cutoffs, we can estimate the success probabilities that need to be attained in order to achieve a desired expected number of active elementary links after a given amount of time.

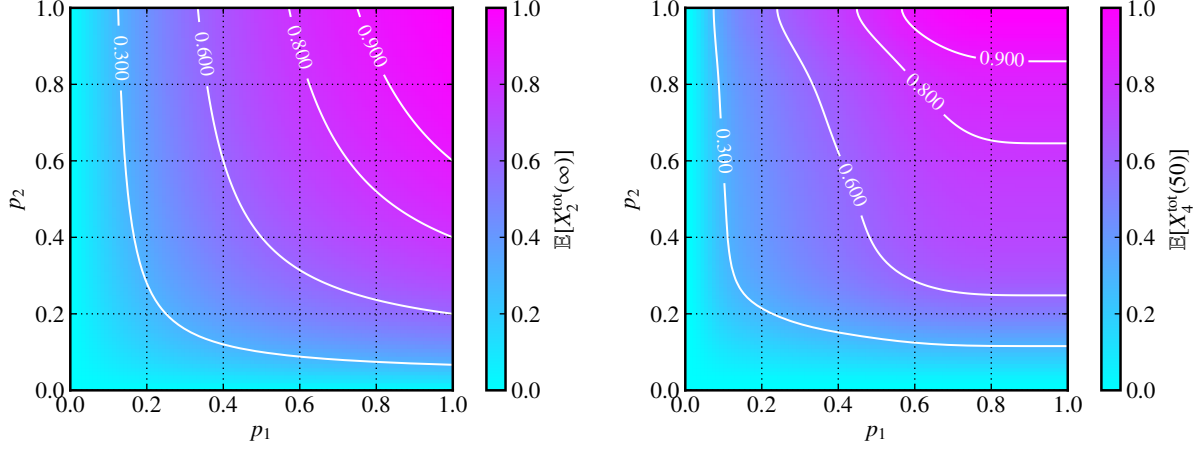


FIGURE 7: The expected collective link status  $\mathbb{E}[X_M^{\text{tot}}(t)]$  of a collection of  $M$  edges. We use the notation  $X_M^{\text{tot}}(\infty) \equiv \lim_{t \rightarrow \infty} \mathbb{E}[X_M^{\text{tot}}(t)]$ . (Left)  $M = 2$  edges in the limit  $t \rightarrow \infty$  with  $N^{\text{max}} = 1$  parallel link for each edge. One link has success probability  $p_1$  and cutoff  $t_1^* = 5$ , and the other link has success probability  $p_2$  and cutoff  $t_2^* = 2$ . (Right)  $M = 4$  edges after  $t = 50$  time steps, with  $N^{\text{max}} = 1$  parallel link for each edge. Two of the links have success probability  $p_1$  with cutoffs 5, 15, and the other two links have success probability  $p_2$  with cutoffs 10, 20.

### 3.5 Collective link status

Consider a subset  $E$  of edges in a graph corresponding to a quantum network. Then, in the case that each edge has only one parallel edge, for any time  $t \geq 1$  we define the collective link status  $X_E^{\text{tot}}$  to be

$$X_E^{\text{tot}}(t) := \prod_{e \in E} X_e(t) \quad (3.120)$$

When only the number of edges/elementary links is relevant, we use the notation  $X_M^{\text{tot}}(t)$  to refer to the collective link status at time  $t$ , where  $M = |E|$  is the number of edges/elementary links under consideration. Note that the collective link status is equal to one if and only if all of the links are active at the given time. In other words,

$$\Pr[X_E^{\text{tot}}(t) = 1] = \mathbb{E}[X_E^{\text{tot}}(t)] = \prod_{e \in E} \Pr[X_e(t) = 1]. \quad (3.121)$$

In the limit  $t \rightarrow \infty$ ,

$$\lim_{t \rightarrow \infty} \mathbb{E}[X_E(t)] = \prod_{e \in E} \frac{(t_e^* + 1)p_e}{1 + t_e^* p_e}, \quad (3.122)$$

where  $\{p_e\}_{e \in E}$  and  $\{t_e^*\}_{e \in E}$  are the success probabilities and cutoffs, respectively, of the links. The collective link status can be used to estimate the probability of having a long-distance entangled link between a collection of non-adjacent nodes that are connected to each other along a path given by the subset  $E$  of edges.

In general, if each edge  $e \in E$  has a number  $N_e^{\max} \geq 1$  of parallel edges, then the probability that all corresponding elementary links have at least one active parallel link at time  $t \geq 1$  is given by

$$\prod_{e \in E} \Pr[N_e(t) \geq 1] = \prod_{e \in E} \left( 1 - \prod_{j=1}^{N_e^{\max}} (1 - \Pr[X_{e,j}(t) = 1]) \right). \quad (3.123)$$

In the limit  $t \rightarrow \infty$ , this becomes

$$\prod_{e \in E} \left( 1 - \prod_{j=1}^{N_e^{\max}} \frac{1 - p_{e,j}}{1 + t_{e,j}^{\star} p_{e,j}} \right). \quad (3.124)$$

See Figure 7 for plots of  $\mathbb{E}[X_M^{\text{tot}}]$ . Given a subset of elementary links with given memory cutoffs, we can estimate the success probabilities that need to be attained in order to achieve a desired expected collective link status after a given amount of time.

## 4 Finite-horizon policy optimization

Having analyzed the memory cutoff policy, let us now turn to obtaining optimal policies. We stick to the so-called “finite-horizon” case, meaning that the final time for the link evolution is fixed at the outset and is finite, and the task is to optimize the reward up to the final time. In Theorem 4.1 below, we show that policy optimization can be done using dynamic programming.

Recall that a policy is of the form  $\pi = (d_1, d_2, \dots)$ , where the  $d_j$  are decision functions, which in general give conditional probability distributions over actions conditioned on histories. To each element of the policy  $\pi$ , we can associate a density operator as follows:

$$\pi(j; h^j) := \sum_{a=0}^1 d_j(h^j)(a) |a\rangle \langle a|, \quad j \geq 1, \quad h^j \in \{0, 1\}^{2j-1}. \quad (4.1)$$

Then, we can write the operator  $\tilde{\sigma}(t; h^t)$  in (2.23) for any  $t \geq 1$  and any history  $h^t = (x_1, a_1, x_2, a_2, \dots, a_{t-1}, x_t)$  as follows:

$$\tilde{\sigma}(t; h^t) = \left( \prod_{j=1}^{t-1} \text{Tr}[\pi(j; h_j^t) |a_j\rangle \langle a_j|] \right) (\mathcal{T}^{t-1; h_{t-1}^t, a_{t-1}, x_t} \circ \dots \circ \mathcal{T}^{1; x_1, a_1, x_2}) (\tilde{\sigma}(1; x_1)) \quad (4.2)$$

$$= \left( \prod_{j=1}^{t-1} \text{Tr}[\pi(j; h_j^t) |a_j\rangle \langle a_j|] \right) \tilde{\sigma}'(t; h^t), \quad (4.3)$$

where

$$\tilde{\sigma}'(t; h^t) := (\mathcal{T}^{t-1; h_{t-1}^t, a_{t-1}, x_t} \circ \dots \circ \mathcal{T}^{1; x_1, a_1, x_2}) (\tilde{\sigma}(1; x_1)). \quad (4.4)$$

Policy optimization is then the task of optimizing the reward up to a given time  $t$  with respect to the density operators  $\{\pi(j; h^j): 1 \leq j \leq t-1, h^j \in \{0, 1\}^{2^{j-1}}\}$  that define a policy.

Now, before getting to Theorem 4.1, let us consider how policies for elementary link generation should be evaluated. At the end of Section 2.1, we stated that the quantity  $\mathbb{E}[\widetilde{F}(t)]$  represents the reward in the decision process corresponding to elementary link generation. The objective function when optimizing over policies would thus be the quantity  $\mathbb{E}[\widetilde{F}(t)]$ . Using this quantity makes sense from the perspective of elementary link generation in a quantum network, because with higher elementary link fidelities more joining measurements can be performed in order to obtain high-fidelity entanglement distribution over longer distances without having to perform entanglement distillation. Another way to justify using  $\mathbb{E}[\widetilde{F}(t)]$  as the objective function is by considering two alternatives.

The first alternative to  $\mathbb{E}[\widetilde{F}(t)]$  is the expected link value  $\mathbb{E}[X(t)]$ . If we use  $\mathbb{E}[X(t)]$  as the objective function for policy optimization, then it is clear that the policy consisting of the action “request” at every time step before the link is established, and the action “wait” at every time step after the link is established, is optimal, in the sense that it achieves the highest value of  $\mathbb{E}[X(t)]$  for all  $t \geq 1$ . (Observe that this policy is simply the  $t^* = \infty$  memory cutoff policy.) A higher value of  $\mathbb{E}[X(t)]$  comes, of course, at the cost of a lower fidelity, since each “wait” action decreases the fidelity of the quantum state stored in memory. If instead we consider maximizing the expected fidelity  $\mathbb{E}[F(t)]$  of the link given that the link is active, then it is clear that the action “request” at each time step is optimal, because then the quantity  $\mathbb{E}[F(t)]$  is equal to the initial fidelity  $f_0$  at all time steps, which is the highest that can be obtained (without entanglement distillation). (Observe that this policy is simply the  $t^* = 0$  memory cutoff policy.) This highest value of the fidelity comes at the cost of a lower expected link value, since the probability that the link is active stays at  $p$  for all times under this policy, i.e.,  $\Pr[X(t) = 1] = p$  for all  $t \geq 1$  if at every time step the agent requests a link. The quantity  $\mathbb{E}[\widetilde{F}(t)] = \mathbb{E}[X(t)f_{M(t)}(\rho_0)]$  by definition incorporates the trade-off between the link value and the link fidelity, and therefore it is a better figure of merit for elementary link generation.

Having justified the use of  $\mathbb{E}[\widetilde{F}(t)]$  as the objective function for policy optimization, let us discuss one simple policy optimization strategy, which is intuitive but not necessarily optimal, before getting to our main result in Theorem 4.1. Since the agent, at each time step, has to decide whether to keep the current link or to discard it and request a new one, a simple policy is for the agent to deterministically pick the action  $a_t$  at time  $t$  that maximizes the quantity  $\mathbb{E}[\widetilde{F}(t+1)]$  at the next time step. Recalling that the classical-quantum state of the link at time  $t+1$  is

$$\widehat{\sigma}(t+1) = \sum_{h^{t+1}} |h^{t+1}\rangle\langle h^{t+1}| \otimes \widetilde{\sigma}(t+1; h^{t+1}) \quad (4.5)$$

$$= \sum_{h^t, a_t, x_{t+1}} |h^t, a_t, x_{t+1}\rangle\langle h^t, a_t, x_{t+1}| \otimes d_t(h^t)(a_t) \mathcal{T}^{x_t, a_t, x_{t+1}}(\widetilde{\sigma}(t; h^t)), \quad (4.6)$$

and that

$$\mathbb{E}[\widetilde{F}(t+1; \psi)] = \text{Tr}[(|1\rangle\langle 1|_{X_{t+1}} \otimes \psi) \widehat{\sigma}(t+1)], \quad (4.7)$$

using (2.33) we have two possibilities for every history  $h^t$  (assuming both actions are taken deterministically):

$$\begin{aligned} a_t = 0 &\Rightarrow \mathbb{E}[\widetilde{F}(t+1; \psi)] = \langle \psi | \mathcal{T}^{X(t)(h^t), 0, 1}(\widetilde{\sigma}(t; h^t)) | \psi \rangle \\ &= \Pr[H(t) = h^t] X(t)(h^t) \langle \psi | \widehat{\mathcal{N}}(\rho(M(t)(h^t))) | \psi \rangle \\ &= \Pr[H(t) = h^t] X(t)(h^t) f_{M(t)(h^t)+1}(\rho_0), \end{aligned} \quad (4.8)$$

$$a_t = 1 \Rightarrow \mathbb{E}[\widetilde{F}(t+1; \psi)] = \Pr[H(t) = h^t] p f_0(\rho_0) \quad (4.9)$$

So the task is to determine which of the two quantities,  $X(t)(h^t) f_{M(t)(h^t)+1}(\rho_0)$  and  $p f_0(\rho_0)$ , is higher. If the link is not active at time  $t$ , meaning that  $X(t)(h^t) = 0$ , then requesting a link, i.e., selecting  $a_t = 1$ , is higher than selecting  $a_t = 0$  (since the latter leads to a value of  $\mathbb{E}[\widetilde{F}(t+1; \psi)] = 0$  for  $p > 0$ ). On the other hand, if the link is active at time  $t$ , then the task is to compare

$$f_{M(t)(h^t)+1}(\rho_0) \quad (a_t = 0) \quad \text{and} \quad p f_0(\rho_0) \quad (a_t = 1) \quad (4.10)$$

for every history  $h^t$ . Which of these two quantities is higher (and thus which action is taken) depends on the success probability  $p \in (0, 1)$ , the noise model of the quantum memory, and on the target pure state  $\psi$ .

The policy discussed above is an example of a so-called “forward greedy” policy: at each time step, we take the action that maximizes the expected value of  $\widetilde{F}$  at the next time step. As it turns out, however, this policy is in general not optimal among all possible policies. In fact, as we now show, the global optimal policy is a “reverse greedy” policy, which is defined by first deterministically picking the action that maximizes the expected value of  $\widetilde{F}$  at the *final time step*, then proceeding backwards in time, optimizing the actions recursively until we reach the first time step.

**Theorem 4.1.** For all  $t \geq 1$ , and for any pure state  $\psi$ ,

$$\max_{\pi} \mathbb{E}[\widetilde{F}(t+1; \psi)] = \sum_{x_1=0}^1 \max_{a_1 \in \{0,1\}} v_1^*(t; x_1, a_1), \quad (4.11)$$

where for all  $1 \leq j \leq t-2$ ,

$$v_j^*(t; h^j, a_j) = \sum_{x_{j+1}=0}^1 \max_{a_{j+1} \in \{0,1\}} v_{j+1}^*(t; h^{j+1}, a_{j+1}) \quad \forall h^j \in \{0,1\}^{2^{j-1}}, a_j \in \{0,1\}, \quad (4.12)$$

and

$$v_{t-1}^*(t; h^{t-1}, a_{t-1}) = \sum_{x_t=0}^1 \max_{a_t \in \{0,1\}} \langle \psi | \widetilde{\sigma}'(t+1; h^t, a_t, 1) | \psi \rangle \quad \forall h^{t-1} \in \{0,1\}^{2^{t-3}}, a_{t-1} \in \{0,1\}. \quad (4.13)$$

Furthermore, the optimal policy is deterministic and given by  $\pi^* = (d_j^* : 1 \leq j \leq t)$ , where

$$d_j^*(h^j) = \arg \max_{a_j \in \{0,1\}} v_j^*(t; h^j, a_j) \quad \forall 1 \leq j \leq t-1 \quad \forall h^j \in \{0,1\}^{2^{j-1}}, \quad (4.14)$$

$$d_t^*(h^t) = \arg \max_{a_t \in \{0,1\}} \langle \psi | \widetilde{\sigma}'(t+1; h^t, a_t, 1) | \psi \rangle \quad \forall h^t \in \{0,1\}^{2^{t-1}}. \quad (4.15)$$

*Proof.* We start by using the definition of  $\mathbb{E}[\widetilde{F}(t+1; \psi)]$  and the expression in (4.3) to write

$$\mathbb{E}[\widetilde{F}(t+1; \psi)] = \sum_{h^{t+1}: x_{t+1}=1} \langle \psi | \widetilde{\sigma}(t+1; h^{t+1}) | \psi \rangle \quad (4.16)$$

$$= \sum_{h^t, a_t} \left( \prod_{j=1}^t \text{Tr}[\pi(j; h_j^{t+1}) | a_j \rangle \langle a_j |] \right) \langle \psi | \widetilde{\sigma}'(t+1; h^t, a_t, 1) | \psi \rangle \quad (4.17)$$

$$= \sum_{x_1, a_1=0}^1 \text{Tr}[\pi(1; x_1) | a_1 \rangle \langle a_1 |] v_1(t; x_1, a_1) \quad (4.18)$$

$$= \sum_{x_1=0}^1 \text{Tr} \left[ \left( \sum_{a_1=0}^1 | a_1 \rangle \langle a_1 | v_1(t; x_1, a_1) \right) \pi(1; x_1) \right], \quad (4.19)$$

where we have let

$$v_1(t; x_1, a_1) := \sum_{\substack{x_2, \dots, x_t=0 \\ a_2, \dots, a_t=0}}^1 \left( \prod_{j=2}^t \text{Tr}[\pi(j; h_j^{t+1}) | a_j \rangle \langle a_j |] \right) \langle \psi | \widetilde{\sigma}'(t+1; h^t, a_t, 1) | \psi \rangle. \quad (4.20)$$

Notice that  $v_1(t; x_1, a_1)$  does not depend on the decision variables in  $\pi(1; x_1)$  for the first time step. Therefore,

$$\max_{\pi} \mathbb{E}[\widetilde{F}(t+1; \psi)] = \sum_{x_1=0}^1 \max_{\pi(1; x_1)} \text{Tr} \left[ \left( \sum_{a_1=0}^1 | a_1 \rangle \langle a_1 | v_1^*(t; x_1, a_1) \right) \pi(1; x_1) \right], \quad (4.21)$$

where

$$v_1^*(t; x_1, a_1) := \max_{\{\pi(j; h_j^{t+1}): 2 \leq j \leq t\}} v_1(t; x_1, a_1) \quad (4.22)$$

$$= \max_{\{\pi(j; h_j^{t+1}): 2 \leq j \leq t\}} \sum_{\substack{x_2, \dots, x_t=0 \\ a_2, \dots, a_t=0}}^1 \left( \prod_{j=2}^t \text{Tr}[\pi(j; h_j^{t+1}) | a_j \rangle \langle a_j |] \right) \langle \psi | \widetilde{\sigma}'(t+1; h^t, a_t, 1) | \psi \rangle. \quad (4.23)$$

The optimization in (4.21) is of the form  $\max_{\rho: \rho \geq 0, \text{Tr}[\rho]=1} \text{Tr}[\rho H]$  for some Hermitian operator  $H$ , and it is known (see, e.g., [167]) that this is equal to the maximum eigenvalue  $\lambda_{\max}(H)$  of  $H$ . The operator  $H$  here is simply  $\sum_{a_1=0}^1 | a_1 \rangle \langle a_1 | v_1^*(t; x_1, a_1)$ , which is diagonal in the basis  $\{| a_1 \rangle\}_{a_1=0}^1$ ; therefore, its maximum eigenvalue is  $\max_{a_1 \in \{0,1\}} v_1^*(t; x_1, a_1)$ . Consequently,

$$\max_{\pi} \mathbb{E}[\widetilde{F}(t+1; \psi)] = \sum_{x_1=0}^1 \max_{a_1 \in \{0,1\}} v_1^*(t; x_1, a_1). \quad (4.24)$$

The optimal decision at the first time step is therefore given by  $\pi^*(1; x_1) := | d_1^*(x_1) \rangle \langle d_1^*(x_1) |$ , where the optimal decision function  $d_1^*$  is *deterministic* and given by

$$d_1^*(x_1) := \arg \max_{a_1 \in \{0,1\}} v_1^*(t; x_1, a_1) \quad \forall x_1 \in \{0,1\}. \quad (4.25)$$



Now, in order to determine  $v_1^*(t; x_1, a_1)$ , we can write  $v_1(t; x_1, a_1)$  as follows:

$$v_1(t; x_1, a_1) = \sum_{x_2, a_2=0}^1 \text{Tr}[\pi(2; h_2^{t+1})|a_2\rangle\langle a_2|]v_2(t; h_2^{t+1}, a_2) \quad (4.26)$$

$$= \sum_{x_2=0}^1 \text{Tr} \left[ \left( \sum_{a_2=0}^1 |a_2\rangle\langle a_2| v_2(t; h_2^{t+1}, a_2) \right) \pi(2; h_2^{t+1}) \right], \quad (4.27)$$

where

$$v_2(t; h_2^{t+1}, a_2) := \sum_{\substack{x_3, \dots, x_t=0 \\ a_3, \dots, a_t=0}}^1 \left( \prod_{j=3}^t \text{Tr}[\pi(j; h_j^{t+1})|a_j\rangle\langle a_j|] \right) \langle \psi | \widetilde{\sigma}'(t+1; h^t, a_t, 1) | \psi \rangle. \quad (4.28)$$

Then, observing that  $v_2(t; h_2^{t+1}, a_2)$  does not depend on the decision variables in  $\pi(2; h_2^{t+1})$ , we apply the same reasoning as above to conclude that

$$v_1^*(t; x_1, a_1) = \sum_{x_2=0}^1 \max_{a_2 \in \{0,1\}} v_2^*(t; h_2^{t+1}, a_2). \quad (4.29)$$

Then, in a similar manner to above, we find that the optimal decision is given by  $\pi^*(2; h_2^{t+1}) := |d_2^*(h_2^{t+1})\rangle\langle d_2^*(h_2^{t+1})|$ , where the optimal decision function  $d_2^*$  is again deterministic and given by

$$d_2^*(h_2^{t+1}) := \arg \max_{a_2 \in \{0,1\}} v_2^*(t; h_2^{t+1}, a_2) \quad \forall h_2^{t+1} \in \{0,1\}^3. \quad (4.30)$$

In general, we have that

$$v_j(t; h_j^{t+1}, a_j) := \sum_{\substack{x_{j+1}, \dots, x_t=0 \\ a_{j+1}, \dots, a_t=0}}^1 \left( \prod_{k=j+1}^t \text{Tr}[\pi(k; h_k^{t+1})|a_k\rangle\langle a_k|] \right) \langle \psi | \widetilde{\sigma}(t+1; h^t, a_t, 1) | \psi \rangle \quad (4.31)$$

$$= \sum_{x_{j+1}, a_{j+1}=0}^1 \text{Tr}[\pi(j+1; h_{j+1}^{t+1})|a_{j+1}\rangle\langle a_{j+1}|] v_{j+1}(t; h_{j+1}^{t+1}, a_{j+1}) \quad (4.32)$$

$$= \sum_{x_{j+1}=0}^1 \text{Tr} \left[ \left( \sum_{a_{j+1}=0}^1 |a_{j+1}\rangle\langle a_{j+1}| v_{j+1}(t; h_{j+1}^{t+1}, a_{j+1}) \right) \pi(j+1; h_{j+1}^{t+1}) \right] \quad (4.33)$$

for all  $1 \leq j \leq t-2$ . We recursively optimize each  $v_j$ , leading to

$$v_j^*(t; h_j^{t+1}, a_j) := \max_{\{\pi(k; h_k^{t+1}): j+1 \leq k \leq t\}} v_j(t; h_j^{t+1}, a_j) \quad (4.34)$$

$$= \sum_{x_{j+1}=0}^1 \max_{a_{j+1} \in \{0,1\}} v_{j+1}^*(t; h_{j+1}^{t+1}, a_{j+1}). \quad (4.35)$$

Then, the optimal action  $d_j^*(h_j^{t+1})$  to be performed deterministically at the  $j^{\text{th}}$  time step is given by

$$d_j^*(h_j^{t+1}) = \arg \max_{a_j \in \{0,1\}} v_j^*(t; h_j^{t+1}, a_j), \quad \forall 1 \leq j \leq t-2 \quad \forall h_j^{t+1} \in \{0,1\}^{2^{j-1}}. \quad (4.36)$$

For time step  $t-1$ , we have

$$v_{t-1}(t; h_{t-1}^{t+1}, a_{t-1}) := \sum_{x_t=0}^1 \text{Tr} \left[ \left( \sum_{a_t=0}^1 |a_t\rangle \langle a_t| \langle \psi | \widetilde{\sigma}'(t+1; h^t, a_t, 1) | \psi \rangle \right) \pi(t; h_t^{t+1}) \right], \quad (4.37)$$

so that the optimal action at time  $t-1$ , to be performed deterministically, is given by

$$d_{t-1}^*(h_{t-1}^{t+1}) = \arg \max_{a_{t-1} \in \{0,1\}} v_{t-1}^*(t; h_{t-1}^{t+1}, a_{t-1}) \quad \forall h_{t-1}^{t+1} \in \{0,1\}^{2^{t-3}}, \quad (4.38)$$

where

$$v_{t-1}^*(t; h_{t-1}^{t+1}, a_{t-1}) := \sum_{x_t=0}^1 \max_{a_t \in \{0,1\}} \langle \psi | \widetilde{\sigma}'(t+1; h^t, a_t, 1) | \psi \rangle. \quad (4.39)$$

For the final action  $a_t$  at time  $t$ , we have

$$d_t^*(h^t) = \arg \max_{a_t \in \{0,1\}} \langle \psi | \widetilde{\sigma}'(t+1; h^t, a_t, 1) | \psi \rangle \quad \forall h^t \in \{0,1\}^{2^{t-1}}. \quad (4.40)$$

This completes the proof. ■

## 5 Summary and outlook

In this work, we have cast elementary link generation in a quantum network within the framework of quantum partially observable Markov decision processes, as defined in [85]. At each stage in the elementary link generation procedure, an agent decides whether to request a new link or to keep the link currently in the quantum memories at the nodes. We defined the transition maps acting on the quantum state of the link corresponding to these two actions, and we determined expressions for the expected quantum state and expected fidelity of the link at any time for any policy and any noise model for the quantum memories. We then looked at the special memory cutoff policy. Using the framework of decision processes allowed us to determine both the finite-horizon and infinite-horizon behavior of the link under the memory cutoff policy, in terms of the expected quantum state, expected fidelity, and expected rates. We then showed how dynamic programming can be used to obtain optimal policies in the finite-horizon setting.

One direction for future work is to go beyond the elementary link level and use quantum decision processes as a general technique to develop policies for full-fledged entanglement distribution protocols in quantum networks that incorporate entanglement distillation and joining measurements. Such a development would involve multiple interacting agents (for the different sets of nodes) and multiple environments (for the different edges).

## Acknowledgments

This work is dedicated to the memory of Jonathan P. Dowling.

The author acknowledges support from the National Science Foundation and from the National Science and Engineering Research Council of Canada Postgraduate Scholarship.

## References

- [1] C. H. Bennett, G. Brassard, C. Crépeau, R. Jozsa, A. Peres, and W. K. Wootters, “Teleporting an unknown quantum state via dual classical and Einstein-Podolsky-Rosen channels”, [Physical Review Letters](#) **70**, 1895 (1993).
- [2] S. L. Braunstein, C. A. Fuchs, and H. J. Kimble, “Criteria for continuous-variable quantum teleportation”, [Journal of Modern Optics](#) **47**, 267 (2000).
- [3] C. H. Bennett and G. Brassard, “Quantum cryptography: public key distribution and coin tossing”, in International Conference on Computer System and Signal Processing, IEEE (1984), pp. 175–179.
- [4] A. K. Ekert, “Quantum cryptography based on Bell’s theorem”, [Physical Review Letters](#) **67**, 661 (1991).
- [5] N. Gisin, G. Ribordy, W. Tittel, and H. Zbinden, “Quantum cryptography”, [Reviews of Modern Physics](#) **74**, 145 (2002).
- [6] V. Scarani, H. Bechmann-Pasquinucci, N. J. Cerf, M. Dušek, N. Lütkenhaus, and M. Peev, “The security of practical quantum key distribution”, [Reviews of Modern Physics](#) **81**, 1301 (2009).
- [7] R. Jozsa, D. S. Abrams, J. P. Dowling, and C. P. Williams, “Quantum clock synchronization based on shared prior entanglement”, [Physical Review Letters](#) **85**, 2010 (2000).
- [8] U. Yurtsever and J. P. Dowling, “Lorentz-invariant look at quantum clock-synchronization protocols based on distributed entanglement”, [Physical Review A](#) **65**, 052317 (2002).
- [9] E. O. Ilo-Okeke, L. Tessler, J. P. Dowling, and T. Byrnes, “Remote quantum clock synchronization without synchronized clocks”, [npj Quantum Information](#) **4**, 40 (2018).
- [10] J. I. Cirac, A. K. Ekert, S. F. Huelga, and C. Macchiavello, “Distributed quantum computation over noisy channels”, [Physical Review A](#) **59**, 4249 (1999).
- [11] P. Kómár, E. M. Kessler, M. Bishof, L. Jiang, A. S. Sørensen, J. Ye, and M. D. Lukin, “A quantum network of clocks”, [Nature Physics](#) **10**, 582 (2014).
- [12] C. L. Degen, F. Reinhard, and P. Cappellaro, “Quantum sensing”, [Reviews of Modern Physics](#) **89**, 035002 (2017).

- [13] Q. Zhuang, Z. Zhang, and J. H. Shapiro, “Distributed quantum sensing using continuous-variable multipartite entanglement”, [Physical Review A \*\*97\*\*, 032329 \(2018\)](#).
- [14] Z. Eldredge, M. Foss-Feig, J. A. Gross, S. L. Rolston, and A. V. Gorshkov, “Optimal and secure measurement protocols for quantum sensor networks”, [Physical Review A \*\*97\*\*, 042337 \(2018\)](#).
- [15] T. J. Proctor, P. A. Knott, and J. A. Dunningham, “Multiparameter estimation in networked quantum sensors”, [Physical Review Letters \*\*120\*\*, 080501 \(2018\)](#).
- [16] Y. Xia, Q. Zhuang, W. Clark, and Z. Zhang, “Repeater-enhanced distributed quantum sensing based on continuous-variable multipartite entanglement”, [Physical Review A \*\*99\*\*, 012328 \(2019\)](#).
- [17] H. J. Kimble, “The quantum internet”, [Nature \*\*453\*\* \(2008\)](#).
- [18] R. V. Meter and J. Touch, “Designing quantum repeater networks”, [IEEE Communications Magazine \*\*51\*\*, 64 \(2013\)](#).
- [19] C. Simon, “Towards a global quantum network”, [Nature Photonics \*\*11\*\*, 678 \(2017\)](#).
- [20] S. Wehner, D. Elkouss, and R. Hanson, “Quantum internet: a vision for the road ahead”, [Science \*\*362\*\* \(2018\) 10.1126/science.aam9288](#).
- [21] J. Dowling, *Schrödinger’s Web: Race to Build the Quantum Internet* (Taylor & Francis, Boca Raton, 2020).
- [22] O. Svelto, *Principles of Lasers*, 5th ed. (Springer US, New York, 2010).
- [23] H. Kaushal, V. K. Jain, and S. Kar, *Free Space Optical Communication* (Springer Nature, 2017).
- [24] H.-J. Briegel, W. Dür, J. I. Cirac, and P. Zoller, “Quantum repeaters: the role of imperfect local operations in quantum communication”, [Physical Review Letters \*\*81\*\*, 5932 \(1998\)](#).
- [25] W. Dür, H.-J. Briegel, J. I. Cirac, and P. Zoller, “Quantum repeaters based on entanglement purification”, [Physical Review A \*\*59\*\*, 169 \(1999\)](#).
- [26] C. H. Bennett, G. Brassard, S. Popescu, B. Schumacher, J. A. Smolin, and W. K. Wootters, “Purification of noisy entanglement and faithful teleportation via noisy channels”, [Physical Review Letters \*\*76\*\*, 722 \(1996\)](#).
- [27] D. Deutsch, A. Ekert, R. Jozsa, C. Macchiavello, S. Popescu, and A. Sanpera, “Quantum privacy amplification and the security of quantum cryptography over noisy channels”, [Physical Review Letters \*\*77\*\*, 2818 \(1996\)](#).
- [28] C. H. Bennett, D. P. DiVincenzo, J. A. Smolin, and W. K. Wootters, “Mixed-state entanglement and quantum error correction”, [Physical Review A \*\*54\*\*, 3824 \(1996\)](#).
- [29] M. Żukowski, A. Zeilinger, M. A. Horne, and A. K. Ekert, “‘Event-ready-detectors’ Bell experiment via entanglement swapping”, [Physical Review Letters \*\*71\*\*, 4287 \(1993\)](#).
- [30] L.-M. Duan, M. D. Lukin, J. I. Cirac, and P. Zoller, “Long-distance quantum communication with atomic ensembles and linear optics”, [Nature \*\*414\*\* \(2001\)](#).

- [31] O. A. Collins, S. D. Jenkins, A. Kuzmich, and T. A. B. Kennedy, “Multiplexed memory-insensitive quantum repeaters”, [Physical Review Letters](#) **98**, 060502 (2007).
- [32] C. Simon, H. de Riedmatten, M. Afzelius, N. Sangouard, H. Zbinden, and N. Gisin, “Quantum repeaters with photon pair sources and multimode memories”, [Physical Review Letters](#) **98**, 190503 (2007).
- [33] N. Sangouard, C. Simon, J. Minář, H. Zbinden, H. de Riedmatten, and N. Gisin, “Long-distance entanglement distribution with single-photon sources”, [Physical Review A](#) **76**, 050301 (2007).
- [34] N. K. Bernardes, L. Praxmeyer, and P. van Loock, “Rate analysis for a hybrid quantum repeater”, [Physical Review A](#) **83**, 012323 (2011).
- [35] M. Zwerger, W. Dür, and H. J. Briegel, “Measurement-based quantum repeaters”, [Physical Review A](#) **85**, 062326 (2012).
- [36] K. Azuma, K. Tamaki, and H.-K. Lo, “All-photonic quantum repeaters”, [Nature Communications](#) **6** (2015).
- [37] M. Zwerger, H. J. Briegel, and W. Dür, “Measurement-based quantum communication”, [Applied Physics B](#) **122**, 50 (2016).
- [38] M. Epping, H. Kampermann, and D. Bruß, “Large-scale quantum networks based on graphs”, [New Journal of Physics](#) **18**, 053036 (2016).
- [39] J. Wallnöfer, M. Zwerger, C. Muschik, N. Sangouard, and W. Dür, “Two-dimensional quantum repeaters”, [Physical Review A](#) **94**, 052307 (2016).
- [40] X. Liu, Z.-Q. Zhou, Y.-L. Hua, C.-F. Li, and G.-C. Guo, “Semihierarchical quantum repeaters based on moderate lifetime quantum memories”, [Physical Review A](#) **95**, 012319 (2017).
- [41] S. E. Vinay and P. Kok, “Practical repeaters for ultralong-distance quantum communication”, [Physical Review A](#) **95**, 052336 (2017).
- [42] C. Meignant, D. Markham, and F. Grosshans, “Distributing graph states over arbitrary quantum networks”, [Physical Review A](#) **100**, 052333 (2019).
- [43] M. Zwerger, A. Pirker, V. Dunjko, H. J. Briegel, and W. Dür, “Long-range big quantum-data transmission”, [Physical Review Letters](#) **120**, 030503 (2018).
- [44] A. Pirker, J. Wallnöfer, and W. Dür, “Modular architectures for quantum networks”, [New Journal of Physics](#) **20**, 053054 (2018).
- [45] S. Das, S. Khatri, and J. P. Dowling, “Robust quantum network architectures and topologies for entanglement distribution”, [Physical Review A](#) **97**, 012335 (2018).
- [46] J. Wallnöfer, A. Pirker, M. Zwerger, and W. Dür, “Multipartite state generation in quantum networks with optimal scaling”, [Scientific Reports](#) **9**, 314 (2019).
- [47] A. Pirker and W. Dür, “A quantum network stack and protocols for reliable entanglement-based networks”, [New Journal of Physics](#) **21**, 033003 (2019).

- [48] L. Gyongyosi and S. Imre, “Opportunistic entanglement distribution for the quantum internet”, [Scientific Reports](#) **9** (2019).
- [49] L. Gyongyosi and S. Imre, “Entanglement access control for the quantum internet”, [Quantum Information Processing](#) **18**, 107 (2019).
- [50] P. Hilaire, E. Barnes, and S. E. Economou, “Resource requirements for efficient quantum communication using all-photonic graph states generated from a few matter qubits”, [arXiv:2005.07198](#) (2020).
- [51] R. M. Gingrich, P. Kok, H. Lee, F. Vatan, and J. P. Dowling, “All linear optical quantum memory based on quantum error correction”, [Physical Review Letters](#) **91**, 217901 (2003).
- [52] T. C. Ralph, A. J. F. Hayes, and A. Gilchrist, “Loss-tolerant optical qubits”, [Physical Review Letters](#) **95**, 100501 (2005).
- [53] L. Jiang, J. M. Taylor, K. Nemoto, W. J. Munro, R. Van Meter, and M. D. Lukin, “Quantum repeater with encoding”, [Physical Review A](#) **79**, 032325 (2009).
- [54] A. G. Fowler, D. S. Wang, C. D. Hill, T. D. Ladd, R. Van Meter, and L. C. L. Hollenberg, “Surface code quantum communication”, [Physical Review Letters](#) **104**, 180503 (2010).
- [55] W. J. Munro, A. M. Stephens, S. J. Devitt, K. A. Harrison, and K. Nemoto, “Quantum communication without the necessity of quantum memories”, [Nature Photonics](#) **6**, 777 (2012).
- [56] S. Muralidharan, J. Kim, N. Lütkenhaus, M. D. Lukin, and L. Jiang, “Ultrafast and fault-tolerant quantum communication across long distances”, [Physical Review Letters](#) **112**, 250501 (2014).
- [57] R. Namiki, L. Jiang, J. Kim, and N. Lütkenhaus, “Role of syndrome information on a one-way quantum repeater using teleportation-based error correction”, [Physical Review A](#) **94**, 052304 (2016).
- [58] S. Muralidharan, L. Li, J. Kim, N. Lütkenhaus, M. D. Lukin, and L. Jiang, “Optimal architectures for long distance quantum communication”, [Scientific Reports](#) **6**, 20463 (2016).
- [59] F. M. Miatto, M. Epping, and N. Lütkenhaus, “Hamiltonians for one-way quantum repeaters”, [Quantum](#) **2**, 75 (2018).
- [60] N. Sangouard, C. Simon, H. de Riedmatten, and N. Gisin, “Quantum repeaters based on atomic ensembles and linear optics”, [Reviews of Modern Physics](#) **83**, 33 (2011).
- [61] W. J. Munro, K. Azuma, K. Tamaki, and K. Nemoto, “Inside Quantum Repeaters”, [IEEE Journal of Selected Topics in Quantum Electronics](#) **21**, 78 (2015).
- [62] R. Van Meter, *Quantum Networking* (John Wiley & Sons, Ltd, 2014).
- [63] L. Gyongyosi and S. Imre, “Entanglement-gradient routing for quantum networks”, [Scientific Reports](#) **7**, 14255 (2017).
- [64] E. Schoute, L. Mancinska, T. Islam, I. Kerenidis, and S. Wehner, “Shortcuts to quantum network routing”, [arXiv:1610.05238](#) (2017).

- [65] L. Gyongyosi and S. Imre, “Decentralized base-graph routing for the quantum internet”, [Physical Review A](#) **98**, 022310 (2018).
- [66] M. Pant, H. Krovi, D. Towsley, L. Tassiulas, L. Jiang, P. Basu, D. Englund, and S. Guha, “Routing entanglement in the quantum internet”, [npj Quantum Information](#) **5**, 25 (2019).
- [67] F. Hahn, A. Pappa, and J. Eisert, “Quantum network routing and local complementation”, [npj Quantum Information](#) **5**, 76 (2019).
- [68] K. Chakraborty, F. Rozpedek, A. Dahlberg, and S. Wehner, “Distributed routing in a quantum internet”, [arXiv:1907.11630](#) (2019).
- [69] S. Pirandola, “End-to-end capacities of a quantum communication network”, [Communications Physics](#) **2**, 51 (2019).
- [70] S. Pirandola, “Bounds for multi-end communication over quantum networks”, [Quantum Science and Technology](#) **4**, 045006 (2019).
- [71] C. Li, T. Li, Y.-X. Liu, and P. Cappellaro, “Effective routing design for remote entanglement generation on quantum networks”, [arXiv:2001.02204](#) (2020).
- [72] Y. Lee, E. Bersin, A. Dahlberg, S. Wehner, and D. Englund, “A quantum router architecture for high-fidelity entanglement flows in multi-user quantum networks”, [arXiv:2005.01852](#) (2020).
- [73] K. Azuma, A. Mizutani, and H.-K. Lo, “Fundamental rate-loss trade-off for the quantum internet”, [Nature Communications](#) **7**, 13523 (2016).
- [74] K. Azuma and G. Kato, “Aggregating quantum repeaters for the quantum internet”, [Physical Review A](#) **96**, 032332 (2017).
- [75] S. Bäuml and K. Azuma, “Fundamental limitation on quantum broadcast networks”, [Quantum Science and Technology](#) **2**, 024004 (2017).
- [76] L. Rigovacca, G. Kato, S. Bäuml, M. S. Kim, W. J. Munro, and K. Azuma, “Versatile relative entropy bounds for quantum networks”, [New Journal of Physics](#) **20**, 013033 (2018).
- [77] S. Das, S. Bäuml, M. Winczewski, and K. Horodecki, “Universal limitations on quantum key distribution over a network”, [arXiv:1912.03646](#) (2019).
- [78] S. Bäuml, K. Azuma, G. Kato, and D. Elkouss, “Linear programs for entanglement and key distribution in the quantum internet”, [Communications Physics](#) **3**, 55 (2020).
- [79] W. Dai, T. Peng, and M. Z. Win, “Optimal Remote Entanglement Distribution”, [IEEE Journal on Selected Areas in Communications](#) **38**, 540 (2020).
- [80] K. Chakraborty, D. Elkouss, B. Rijsman, and S. Wehner, “Entanglement Distribution in a Quantum Network, a Multi-Commodity Flow-Based Approach”, [arXiv:2005.14304](#) (2020).
- [81] K. Goodenough, D. Elkouss, and S. Wehner, “Optimising repeater schemes for the quantum internet”, [arXiv:2006.12221](#) (2020).
- [82] M. L. Puterman, *Markov Decision Processes: Discrete Stochastic Dynamic Programming*, Wiley Series in Probability and Statistics (Wiley, 2014).



- [83] R. S. Sutton and A. G. Barto, *Reinforcement Learning: An Introduction*, 2nd ed. (MIT Press, 2018).
- [84] S. Russell and P. Norvig, *Artificial Intelligence: A Modern Approach*, 3rd ed. (Pearson, 2009).
- [85] J. Barry, D. T. Barry, and S. Aaronson, “Quantum partially observable Markov decision processes”, [Physical Review A \*\*90\*\*, 032311 \(2014\)](#).
- [86] S. Ying and M. Ying, “Reachability analysis of quantum Markov decision processes”, [Information and Computation \*\*263\*\*, 31 \(2018\)](#).
- [87] M. Bukov, A. G. R. Day, D. Sels, P. Weinberg, A. Polkovnikov, and P. Mehta, “Reinforcement learning in different phases of quantum control”, [Physical Review X \*\*8\*\*, 031086 \(2018\)](#).
- [88] X.-M. Zhang, Z. Wei, R. Asad, X.-C. Yang, and X. Wang, “When does reinforcement learning stand out in quantum control? A comparative study on state preparation”, [npj Quantum Information \*\*5\*\*, 85 \(2019\)](#).
- [89] A. Hentschel and B. C. Sanders, “Machine learning for precise quantum measurement”, [Physical Review Letters \*\*104\*\*, 063603 \(2010\)](#).
- [90] A. Hentschel and B. C. Sanders, “Efficient algorithm for optimizing adaptive quantum metrology processes”, [Physical Review Letters \*\*107\*\*, 233601 \(2011\)](#).
- [91] P. Palittapongarnpim, P. Wittek, and B. C. Sanders, “Controlling adaptive quantum phase estimation with scalable reinforcement learning”, in Proceedings of ESANN-16, 24th European Symposium on Artificial Neural Networks, Computational Intelligence and Machine Learning (2016), pp. 327–332.
- [92] P. Palittapongarnpim, P. Wittek, and B. C. Sanders, “Single-shot adaptive measurement for quantum-enhanced metrology”, in [Quantum Communications and Quantum Imaging XIV](#), Vol. 9980, edited by R. E. Meyers, Y. Shih, and K. S. Deacon (International Society for Optics and Photonics, 2016), pp. 60–70.
- [93] P. Palittapongarnpim, P. Wittek, and B. C. Sanders, “Robustness of learning-assisted adaptive quantum-enhanced metrology in the presence of noise”, in 2017 IEEE International Conference on Systems, Man, and Cybernetics (SMC) (2017), pp. 294–299.
- [94] T. Fösel, P. Tighineanu, T. Weiss, and F. Marquardt, “Reinforcement learning with neural networks for quantum feedback”, [Physical Review X \*\*8\*\*, 031084 \(2018\)](#).
- [95] R. Sweke, M. S. Kesselring, E. P. L. van Nieuwenburg, and J. Eisert, “Reinforcement learning decoders for fault-tolerant quantum computation”, [arXiv:1810.07207 \(2018\)](#).
- [96] H. P. Nautrup, N. Delfosse, V. Dunjko, H. J. Briegel, and N. Friis, “Optimizing Quantum Error Correction Codes with Reinforcement Learning”, [Quantum \*\*3\*\*, 215 \(2019\)](#).
- [97] C. Jones, D. Kim, M. T. Rakher, P. G. Kwiat, and T. D. Ladd, “Design and analysis of communication protocols for quantum repeater networks”, [New Journal of Physics \*\*18\*\*, 083015 \(2016\)](#).



- [98] S. B. van Dam, P. C. Humphreys, F. Rozpedek, S. Wehner, and R. Hanson, “Multiplexed entanglement generation over quantum networks using multi-qubit nodes”, [Quantum Science and Technology](#) **2**, 034002 (2017).
- [99] F. Rozpedek, R. Yehia, K. Goodenough, M. Ruf, P. C. Humphreys, R. Hanson, S. Wehner, and D. Elkouss, “Near-term quantum-repeater experiments with nitrogen-vacancy centers: overcoming the limitations of direct transmission”, [Physical Review A](#) **99**, 052330 (2019).
- [100] E. Shchukin, F. Schmidt, and P. van Loock, “Waiting time in quantum repeaters with probabilistic entanglement swapping”, [Physical Review A](#) **100**, 032322 (2019).
- [101] S. Khatri, C. T. Matyas, A. U. Siddiqui, and J. P. Dowling, “Practical figures of merit and thresholds for entanglement distribution in quantum networks”, [Physical Review Research](#) **1**, 023032 (2019).
- [102] S. Santra, L. Jiang, and V. S. Malinovsky, “Quantum repeater architecture with hierarchically optimized memory buffer times”, [Quantum Science and Technology](#) **4**, 025010 (2019).
- [103] B. Li, T. Coopmans, and D. Elkouss, “Efficient optimization of cut-offs in quantum repeater chains”, [arXiv:2005.04946](#) (2020).
- [104] R. Van Meter, T. D. Ladd, W. J. Munro, and K. Nemoto, “System design for a long-line quantum repeater”, [IEEE/ACM Transactions on Networking](#) **17**, 1002 (2009).
- [105] L. Aparicio, R. Van Meter, and H. Esaki, “Protocol Design for Quantum Repeater Networks”, in [Proceedings of the 7th Asian Internet Engineering Conference](#), AINTEC ’11 (2011), pp. 73–80.
- [106] T. Matsuo, C. Durand, and R. Van Meter, “Quantum link bootstrapping using a ruleset-based communication protocol”, [Physical Review A](#) **100**, 052320 (2019).
- [107] L. Jiang, J. M. Taylor, N. Khaneja, and M. D. Lukin, “Optimal approach to quantum communication using dynamic programming”, [Proceedings of the National Academy of Sciences](#) **104**, 17291 (2007).
- [108] M. Razavi, K. Thompson, H. Farmanbar, M. Piani, and N. Lütkenhaus, “Physical and architectural considerations in quantum repeaters”, in [Quantum Communications Realized II](#), Vol. 7236, edited by Y. Arakawa, M. Sasaki, and H. Sotobayashi (International Society for Optics and Photonics, 2009), pp. 18–30.
- [109] S. E. Vinay and P. Kok, “Statistical analysis of quantum-entangled-network generation”, [Physical Review A](#) **99**, 042313 (2019).
- [110] S. Brand, T. Coopmans, and D. Elkouss, “Efficient computation of the waiting time and fidelity in quantum repeater chains”, [IEEE Journal on Selected Areas in Communications](#) **38**, 619 (2020).
- [111] L. Hartmann, B. Kraus, H.-J. Briegel, and W. Dür, “Role of memory errors in quantum repeaters”, [Physical Review A](#) **75**, 032310 (2007).

- [112] M. Razavi, M. Piani, and N. Lütkenhaus, “Quantum repeaters with imperfect memories: cost and scalability”, [Physical Review A \*\*80\*\*, 032301 \(2009\)](#).
- [113] S. Guha, H. Krovi, C. A. Fuchs, Z. Dutton, J. A. Slater, C. Simon, and W. Tittel, “Rate-loss analysis of an efficient quantum repeater architecture”, [Physical Review A \*\*92\*\*, 022357 \(2015\)](#).
- [114] H. Krovi, S. Guha, Z. Dutton, J. A. Slater, C. Simon, and W. Tittel, “Practical quantum repeaters with parametric down-conversion sources”, [Applied Physics B \*\*122\*\*, 52 \(2016\)](#).
- [115] V. V. Kuzmin, D. V. Vasilyev, N. Sangouard, W. Dür, and C. A. Muschik, “Scalable repeater architectures for multi-party states”, [npj Quantum Information \*\*5\*\*, 115 \(2019\)](#).
- [116] S. C. Benjamin, J. Eisert, and T. M. Stace, “Optical generation of matter qubit graph states”, [New Journal of Physics \*\*7\*\*, 194 \(2005\)](#).
- [117] Y. Matsuzaki, S. C. Benjamin, and J. Fitzsimons, “Probabilistic growth of large entangled states with low error accumulation”, [Physical Review Letters \*\*104\*\*, 050501 \(2010\)](#).
- [118] M. Cuquet and J. Calsamiglia, “Growth of graph states in quantum networks”, [Physical Review A \*\*86\*\*, 042304 \(2012\)](#).
- [119] K. Boone, J.-P. Bourgoin, E. Meyer-Scott, K. Heshami, T. Jennewein, and C. Simon, “Entanglement over global distances via quantum repeaters with satellite links”, [Physical Review A \*\*91\*\*, 052325 \(2015\)](#).
- [120] S. Khatri, A. J. Brady, R. A. Desporte, M. P. Bart, and J. P. Dowling, “Spooky Action at a Global Distance – Resource-Rate Analysis of a Space-Based Entanglement-Distribution Network for the Quantum Internet”, [arXiv:1912.06678 \(2019\)](#).
- [121] C. Liorni, H. Kampermann, and D. Bruss, “Quantum repeaters in space”, [arXiv:2005.10146 \(2020\)](#).
- [122] M. Gündoğan, J. S. Sidhu, V. Henderson, L. Mazzarella, J. Wolters, D. K. Oi, and M. Krutzik, “Space-borne quantum memories for global quantum communication”, [arXiv:2006.10636 \(2020\)](#).
- [123] M. Polnik, L. Mazzarella, M. Di Carlo, D. K. Oi, A. Riccardi, and A. Arulselvan, “Scheduling of space to ground quantum key distribution”, [EPJ Quantum Technology \*\*7\*\*, 3 \(2020\)](#).
- [124] J. Yin, Y. Cao, Y.-H. Li, S.-K. Liao, L. Zhang, J.-G. Ren, W.-Q. Cai, W.-Y. Liu, B. Li, H. Dai, G.-B. Li, Q.-M. Lu, Y.-H. Gong, Y. Xu, S.-L. Li, F.-Z. Li, Y.-Y. Yin, Z.-Q. Jiang, M. Li, J.-J. Jia, G. Ren, D. He, Y.-L. Zhou, X.-X. Zhang, N. Wang, X. Chang, Z.-C. Zhu, N.-L. Liu, Y.-A. Chen, C.-Y. Lu, R. Shu, C.-Z. Peng, J.-Y. Wang, and J.-W. Pan, “Satellite-based entanglement distribution over 1200 kilometers”, [Science \*\*356\*\*, 1140 \(2017\)](#).
- [125] P. Kok and S. L. Braunstein, “Postselected versus nonpostselected quantum teleportation using parametric down-conversion”, [Physical Review A \*\*61\*\*, 042304 \(2000\)](#).
- [126] A. Serafini, *Quantum Continuous Variables: A Primer of Theoretical Methods* (Taylor & Francis, 2017).

- [127] N. Sangouard, R. Dubessy, and C. Simon, “Quantum repeaters based on single trapped ions”, [Physical Review A \*\*79\*\*, 042340 \(2009\)](#).
- [128] B. Zhao, M. Müller, K. Hammerer, and P. Zoller, “Efficient quantum repeater based on deterministic Rydberg gates”, [Physical Review A \*\*81\*\*, 052329 \(2010\)](#).
- [129] Y. Han, B. He, K. Heshami, C.-Z. Li, and C. Simon, “Quantum repeaters based on Rydberg-blockade-coupled atomic ensembles”, [Physical Review A \*\*81\*\*, 052311 \(2010\)](#).
- [130] S. Lloyd, M. S. Shahriar, J. H. Shapiro, and P. R. Hemmer, “Long Distance, Unconditional Teleportation of Atomic States via Complete Bell State Measurements”, [Physical Review Letters \*\*87\*\*, 167903 \(2001\)](#).
- [131] A. Reiserer and G. Rempe, “Cavity-based quantum networks with single atoms and optical photons”, [Reviews of Modern Physics \*\*87\*\*, 1379 \(2015\)](#).
- [132] M. W. Doherty, N. B. Manson, P. Delaney, F. Jelezko, J. Wrachtrup, and L. C. Hollenberg, “The nitrogen-vacancy colour centre in diamond”, [Physics Reports \*\*528\*\*, 1 \(2013\)](#).
- [133] C. Wang, C. Cao, X. Tong, S.-C. Mi, W.-W. Shen, and T.-J. Wang, “Implementation of quantum repeaters based on nitrogen-vacancy centers via coupling to microtoroid resonators”, [Laser Physics \*\*24\*\*, 105204 \(2014\)](#).
- [134] K. Nemoto, M. Trupke, S. J. Devitt, B. Scharfenberger, K. Buczak, J. Schmiedmayer, and W. J. Munro, “Photonic Quantum Networks formed from NV-centers”, [Scientific Reports \*\*6\*\*, 26284 \(2016\)](#).
- [135] F. Rozpędek, K. Goodenough, J. Ribeiro, N. Kalb, V. C. Vivoli, A. Reiserer, R. Hanson, S. Wehner, and D. Elkouss, “Parameter regimes for a single sequential quantum repeater”, [Quantum Science and Technology \*\*3\*\*, 034002 \(2018\)](#).
- [136] F. Kimiaee Asadi, N. Lauk, S. Wein, N. Sinclair, C. O’Brien, and C. Simon, “Quantum repeaters with individual rare-earth ions at telecommunication wavelengths”, [Quantum \*\*2\*\*, 93 \(2018\)](#).
- [137] S. Kumar, N. Lauk, and C. Simon, “Towards long-distance quantum networks with superconducting processors and optical links”, [Quantum Science and Technology \*\*4\*\*, 045003 \(2019\)](#).
- [138] L. P. Kaelbling, M. L. Littman, and A. R. Cassandra, “Planning and acting in partially observable stochastic domains”, [Artificial Intelligence \*\*101\*\*, 99 \(1998\)](#).
- [139] M. Cvitković, A.-S. Smith, and J. Pande, “Asymptotic expansions of the hypergeometric function with two large parameters—application to the partition function of a lattice gas in a field of traps”, [Journal of Physics A: Mathematical and Theoretical \*\*50\*\*, 265206 \(2017\)](#).
- [140] L. Praxmeyer, “Reposition time in probabilistic imperfect memories”, [arXiv:1309.3407 \(2019\)](#).
- [141] W. Dür, J. I. Cirac, and R. Tarrach, “Separability and distillability of multiparticle quantum systems”, [Physical Review Letters \*\*83\*\*, 3562 \(1999\)](#).

- [142] W. Dür and J. I. Cirac, “Classification of multiqubit mixed states: separability and distillability properties”, [Physical Review A \*\*61\*\*, 042314 \(2000\)](#).
- [143] W. Dür, H. Aschauer, and H.-J. Briegel, “Multiparticle entanglement purification for graph states”, [Physical Review Letters \*\*91\*\*, 107903 \(2003\)](#).
- [144] H. Aschauer, W. Dür, and H.-J. Briegel, “Multiparticle entanglement purification for two-colorable graph states”, [Physical Review A \*\*71\*\*, 012319 \(2005\)](#).
- [145] M. Hein, W. Dür, and H.-J. Briegel, “Entanglement properties of multipartite entangled states under the influence of decoherence”, [Physical Review A \*\*71\*\*, 032350 \(2005\)](#).
- [146] A. Miyake and H. J. Briegel, “Distillation of multipartite entanglement by complementary stabilizer measurements”, [Physical Review Letters \*\*95\*\*, 220501 \(2005\)](#).
- [147] Z. Zhao, J.-W. Pan, and M. S. Zhan, “Practical scheme for entanglement concentration”, [Physical Review A \*\*64\*\*, 014301 \(2001\)](#).
- [148] T. Yamamoto, M. Koashi, and N. Imoto, “Concentration and purification scheme for two partially entangled photon pairs”, [Physical Review A \*\*64\*\*, 012304 \(2001\)](#).
- [149] J.-W. Pan, C. Simon, C. Brukner, and A. Zeilinger, “Entanglement purification for quantum communication”, [Nature \*\*410\*\*, 1067 \(2001\)](#).
- [150] J. Dehaene, M. Van den Nest, B. De Moor, and F. Verstraete, “Local permutations of products of Bell states and entanglement distillation”, [Physical Review A \*\*67\*\*, 022310 \(2003\)](#).
- [151] H. Bombin and M. A. Martin-Delgado, “Entanglement distillation protocols and number theory”, [Physical Review A \*\*72\*\*, 032313 \(2005\)](#).
- [152] D. L. Moehring, P. Maunz, S. Olmschenk, K. C. Younge, D. N. Matsukevich, L.-M. Duan, and C. Monroe, “Entanglement of single-atom quantum bits at a distance”, [Nature \*\*449\*\*, 68 \(2007\)](#).
- [153] E. T. Campbell and S. C. Benjamin, “Measurement-based entanglement under conditions of extreme photon loss”, [Physical Review Letters \*\*101\*\*, 130502 \(2008\)](#).
- [154] N. H. Nickerson, J. F. Fitzsimons, and S. C. Benjamin, “Freely scalable quantum technologies using cells of 5-to-50 qubits with very lossy and noisy photonic links”, [Physical Review X \*\*4\*\*, 041041 \(2014\)](#).
- [155] F. Rozpędek, T. Schiet, L. P. Thinh, D. Elkouss, A. C. Doherty, and S. Wehner, “Optimizing practical entanglement distillation”, [Physical Review A \*\*97\*\*, 062333 \(2018\)](#).
- [156] S. Krastanov, V. V. Albert, and L. Jiang, “Optimized Entanglement Purification”, [Quantum \*\*3\*\*, 123 \(2019\)](#).
- [157] E. M. Rains, “A semidefinite program for distillable entanglement”, [IEEE Transactions on Information Theory \*\*47\*\*, 2921 \(2001\)](#).
- [158] J. Wallnöfer, A. A. Melnikov, W. Dür, and H. J. Briegel, “Machine learning for long-distance quantum communication”, [arXiv:1904.10797 \(2019\)](#).

- [159] S. X. Chen and J. S. Liu, “Statistical Applications of the Poisson-Binomial and Conditional Bernoulli Distributions”, [Statistica Sinica](#) **7**, 875 (1997).
- [160] K. Menger, “Zur allgemeinen kurventheorie”, [Fundamenta Mathematicae](#) **10**, 96 (1927).
- [161] B. Bollobás, *Modern Graph Theory* (Springer, 1998).
- [162] T. Nishizeki, “Planar graph problems”, in [Computational Graph Theory](#), edited by G. M. Tinhofer, E. Noltemeier, and M. M. H. Syslo (Springer Vienna, 1990), pp. 53–68.
- [163] T. Király, “Edge-connectivity of undirected and directed hypergraphs”, PhD thesis (Eötvös Loránd University, 2003).
- [164] M. Brazil and M. Zachariasen, “Steiner Trees in Graphs and Hypergraphs”, in [Optimal Interconnection Trees in the Plane: Theory, Algorithms and Applications](#) (Springer International Publishing, 2015), pp. 301–317.
- [165] M. Takeoka, E. Kaur, W. Roga, and M. M. Wilde, “Multipartite entanglement and secret key distribution in quantum networks”, [arXiv:1912.10658](#) (2019).
- [166] K. Knopp, *Theory and Application of Infinite Series*, Dover Books on Mathematics (Dover Publications, 1990).
- [167] L. Vandenberghe and S. Boyd, “Semidefinite programming”, [SIAM Review](#) **38**, 49 (1996).