

NEURAL SUBGRAPH MATCHING

Rex Ying, Andrew Wang, Jiaxuan You, Chengtao Wen, Arquimedes Canedo, Jure Leskovec
Stanford University and Siemens Corporate Technology

ABSTRACT

Subgraph matching is the problem of determining the presence of a given query graph in a large target graph. Despite being an NP-complete problem, the subgraph matching problem is crucial in domains ranging from network science and database systems to biochemistry and cognitive science. However, existing techniques based on combinatorial matching and integer programming cannot handle matching problems with both large target and query graphs. Here we propose NeuroMatch, an accurate, efficient, and robust neural approach to subgraph matching. NeuroMatch decomposes query and target graphs into small subgraphs and embeds them using graph neural networks. Trained to capture geometric constraints corresponding to subgraph relations, NeuroMatch then efficiently performs subgraph matching directly in the embedding space. Experiments demonstrate that NeuroMatch is 100x faster than existing combinatorial approaches and 18% more accurate than existing approximate subgraph matching methods.

1. INTRODUCTION

Given a query graph, the problem of subgraph isomorphism matching is to determine if a query graph is isomorphic to a subgraph of a large target graph. If the graphs include node and edge features, both the topology as well as the features should be matched.

Subgraph matching is a crucial problem in many biology, social network and knowledge graph applications (Gentner, 1983; Raymond et al., 2002; Yang & Sze, 2007; Dai et al., 2019). For example, in social networks and biomedical network science, researchers investigate important subgraphs by counting them in a given network (Alon et al., 2008). In knowledge graphs, common substructures are extracted by querying them in the larger target graph (Gentner, 1983; Plotnick, 1997).

Traditional approaches make use of combinatorial search algorithms (Cordella et al., 2004; Gallagher, 2006; Ullmann, 1976). However, they do not scale to large problem sizes due to the NP-complete nature of the problem. Existing efforts to scale up subgraph isomorphism (Sun et al., 2012) make use of expensive pre-processing to store locations of many small 2-4 node components, and decompose the queries into these components. Although this allows matching to scale to large target graphs, the size of the query cannot scale to more than a few tens of nodes before decomposing the query becomes a hard problem by itself.

Here we propose NeuroMatch, an efficient neural approach for subgraph matching. The core of NeuroMatch is to decompose the target G_T as well as the query G_Q into many small overlapping graphs and use a Graph Neural Network (GNN) to embed the individual graphs such that we can then quickly determine whether one graph is a subgraph of another.

Our approach works in two stages, an embedding stage and a query stage. At the embedding stage, we decompose the target graph G_T into many sub-networks G_u : For every node $u \in G_T$ we extract a k -hop sub-network G_u around u and use a GNN to obtain an embedding for u , capturing the neighborhood structure of u . At the query stage, we compute embedding of every node q in the query graph G_Q based on q 's neighborhood. We then compare embeddings of all pairs of nodes q and u to determine whether G_Q is a subgraph of G_T .

The key insight that makes NeuroMatch work is to define an embedding space where subgraph relations are preserved. We observe that subgraph relationships induce a partial ordering over subgraphs. This observation inspires the use of geometric set embeddings such as order embeddings (McFee & Lanckriet, 2009), which induce a partial ordering on embeddings with geometric shapes. By ensuring that the partial ordering on embeddings reflects the ordering on subgraphs, we equip our model with

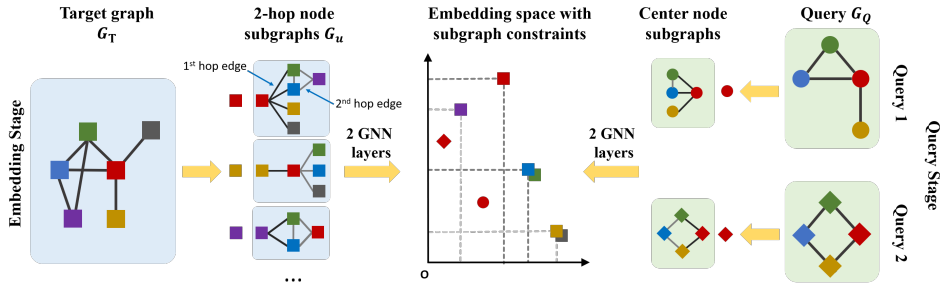


Figure 1: **Overview of NeuroMatch.** We decompose target graph G_T by extracting k -hop neighborhood G_u around at every node u . We then use a GNN to embed each G_u (left). We refer to u as the center node of G_u . We train the GNN to reflect the subgraph relationships: If G_v is a subgraph of G_u , then node v should be embedded to the lower-left of u . For example, since the 2-hop graph of the violet node is a subgraph of the 2-hop graph of the red node, the embedding of the violet square is to the lower-left of the red square node. At the query stage, we decompose the query G_Q by picking an anchor node q and embed it. From the embedding itself we can quickly determine that Query 1 is a subgraph of the neighborhood around red, blue, and green nodes in target graph because its embedding is to the lower-left of them. Similarly, Query 2 is a subgraph of the purple and red nodes and is thus positioned to the lower-left of both nodes. Notice NeuroMatch avoids expensive combinatorial matching of subgraphs.

a powerful set of inductive biases while greatly simplifying the query process. Our work differs from many previous works (Bai et al., 2019; Li et al., 2019; Xu et al., 2019) that embed graphs into vector spaces, which do not impose geometric structure in the embedding space. In contrast, order embeddings have properties that naturally correspond to many properties of subgraph relationships, such as transitivity, symmetry and closure under intersection. Enforcing the order embedding constraint both leads to a well-structured embedding space and also allows us to efficiently navigate it in order to find subgraphs as well as supergraphs (Fig. 1).

NeuroMatch trains a graph neural network to learn the order embedding, and uses a max-margin loss to ensure that the subgraph relationships are captured. Furthermore, the embedding stage can be conducted *offline*, producing precomputed embeddings for the query stage. The query stage is extremely efficient due to the geometric constraints imposed at training time, and it only requires linear time both in the size of the query and the target graphs. Lastly, NeuroMatch can naturally operate on graphs which include categorical node and edge features, as well as multiple target graphs.

We compare the accuracy and speed of NeuroMatch with state-of-the-art exact and approximate methods for subgraph matching (Cordella et al., 2004; Bonnici et al., 2013) as well as recent neural methods for graph matching, which we adapted to the subgraph matching problem. Experiments show that NeuroMatch runs two orders of magnitude faster than exact combinatorial approaches and can scale to larger query graphs. Compared to neural graph matching methods, NeuroMatch achieves an 18% improvement in AUROC for subgraph matching. Furthermore, we demonstrate the generalization of NeuroMatch, by testing on queries sampled with different sampling strategies, and transferring the model trained on synthetic datasets to make subgraph predictions on real datasets.

2. NEUROMATCH ARCHITECTURE

2.1. PROBLEM SETUP

We first describe the general problem of subgraph matching. Let $G_T = (V_T, E_T)$ be a large *target graph* where we aim to identify the query graph. Let X_T be the associated categorical node features for all nodes in V^1 . Let $G_Q = (V_Q, E_Q)$ be a *query graph* with associated node features X_Q . The goal of a subgraph matching algorithm is to identify the set of all subgraphs $\mathcal{H} = \{H | H \subseteq G_T\}$ that are isomorphic to G_Q , that is, \exists bijection $f : V_H \mapsto V_Q$ such that $(f(v), f(u)) \in E_Q$ iff $(v, u) \in E_H$. Furthermore, we say G_Q is a subgraph of G_T if \mathcal{H} is non-empty. When node and edge features are present, the subgraph isomorphism further requires that the bijection f has to match these features.

¹We consider the case of a single target and query graph, but NeuroMatch applies to any number of target/query graphs. We also assume that the query is connected (otherwise it can be easily split into 2 queries).

Algorithm 1: NeuroMatch Query Stage**Input:** Target graph G_T , graph embeddings Z_u of node $u \in G_T$, and query graph G_Q .**Output:** Subgraph of G_T that is isomorphic to G_Q .

- 1: For every node $q \in G_Q$, create G_q , and embed its center node q .
- 2: Compute matching between embeddings Z_q and embeddings Z_T using subgraph prediction function $f(z_q, z_u)$.
- 3: Repeat for all $q \in G_Q, u \in G_T$; make prediction based on the average score of all $f(z_q, z_u)$.

In the literature, subgraph matching commonly refers to two subproblems: node-induced matching and edge-induced matching. In node-induced matching, the set of possible subgraphs of G_T are restricted to graphs $H = (V_H, E_H)$ such that $V_H \subseteq V_T$ and $E_H = \{(u, v) | u, v \in V_H, (u, v) \in E_T\}$. Edge-induced matching, in contrast, restricts possible subgraphs by $E_H \subseteq E_T$, and contains all nodes that are incident to edges in E_H . To demonstrate, here we consider the more general edge-induced matching, although NeuroMatch can be applied to both.

In this paper, we investigate the following *decision* problems of subgraph matching.

Problem 1. Matching query to datasets. Given a target graph G_T and a query G_Q , predict if G_Q is isomorphic to a subgraph of G_T .

We use neural model to decompose Problem 1 and solve (with certain accuracy) the following neighborhood matching subproblem.

Problem 2. Matching neighborhoods. Given a neighborhood G_u around node u and query G_Q anchored at node q , make binary prediction of whether G_q is a subgraph of G_u where node q corresponds to u .

Here we define an *anchor* node $q \in G_Q$, and predict existence of subgraph isomorphism mapping that also maps q to u . At prediction time, similar to (Bai et al., 2018), we compute the alignment score that measures how likely G_Q anchored at q is a subgraph of G_u , for all $q \in G_Q$ and $u \in G_u$, and aggregate the scores to make the final prediction to Problem 1.

2.2. OVERVIEW OF NEUROMATCH

NeuroMatch adopts a two-stage process: *embedding stage* where G_T is decomposed into many small overlapping graphs and each graph is embedded. And the *query stage* where query graph is compared to the target graph directly in the embedding space so no expensive combinatorial search is required.

Embedding stage. In the embedding stage, NeuroMatch decomposes target graph G_T into many small overlapping neighborhoods G_u and uses a graph neural network to embed them. For every node u in G_T , we extract the k -hop neighborhood of u , G_u (Figure 1). GNN then maps node u (that is, the structure of its network neighborhood G_u) into an embedding z_u .

Note a subtle but an important point: By using a k -layer GNN to embed node u , we are essentially embedding/capturing the k -hop network neighborhood structure G_u around the center node u . Thus, embedding u is equivalent to embedding G_u (a k -hop subgraph centered at node u), and by comparing embeddings of two nodes u and v , we are essentially comparing the structure of subgraphs G_u, G_v .

Query stage (Alg. 1). The goal of the query stage is to determine whether G_Q is a subgraph of G_T and identify the mapping of nodes of G_Q to nodes of G_T . However, rather than directly solving this problem, we develop a fast routine to determine whether G_q is a subgraph of G_u : We design a *subgraph prediction function* $f(z_q, z_u)$ that *predicts* whether the G_Q anchored at $q \in G_Q$ is a subgraph of the k -hop neighborhood of node $u \in G_T$, which implies that q corresponds to u in the subgraph isomorphism mapping by Problem 2. We thus formulate the subgraph matching problem as a node-level task by using $f(z_q, z_u)$ to predict the set of nodes v that can be matched to node q (that is, find a set of graphs G_u that are super-graphs of G_q). To determine whether G_Q is a subgraph of G_T , we then aggregate the alignment matrix consisting of $f(z_q, z_u)$ for all $q \in G_Q$ and $u \in G_T$ to make the binary prediction for the decision problem of subgraph matching.

Practical considerations and design choices. The choice of the number of layers, k , depends on the size of the query graphs. We assume k is at least the diameter of the query graph, to allow the information of all nodes to be propagated to the anchor node in the query. In experiments, we observe that inference via voting can consistently reach peak performance for $k = 10$, due to the small-world property of many real-world graphs.

NeuroMatch is flexible in terms of the GNN model used for the embedding step. We adopt a variant of GIN (Xu et al., 2018) incorporating skip layers to encode the query graphs and the neighborhoods, which shows performance advantages. Although GIN showed limitation in expressive power beyond WL test, our GNN additionally uses a feature to distinguish anchor nodes, which results in higher expressive power in distinguishing d-regular graphs, beyond WL test (see Limitation Section and Appendix I).

2.3. SUBGRAPH PREDICTION FUNCTION $f(z_q, z_u)$

Given the target graph node embeddings z_u and the center node $q \in G_Q$, the subgraph prediction function decides if $u \in G_T$ has a k -hop neighborhood that is subgraph isomorphic to q 's k -hop neighborhood in G_Q . The key is that subgraph prediction function makes this decision based only on the embeddings z_q and z_u of nodes q and u (Figure 1).

Capturing subgraph relations in the embedding space. We enforce the embedding geometry to directly capture subgraph relations. This approach has the additional benefit of ensuring that the subgraph predictions have negligible cost at the query stage, since we can just compare the coordinates of two node embeddings. In particular, NeuroMatch satisfies the following properties for subgraph relations (Refer to Appendix A for proofs of the properties):

- *Transitivity:* If G_1 is a subgraph of G_2 and G_2 is a subgraph of G_3 , then G_1 is a subgraph of G_3 .
- *Anti-symmetry:* If G_1 is subgraph of G_2 , G_2 is a subgraph of G_1 iff they are isomorphic.
- *Intersection set:* The intersection of the set of G_1 's subgraphs and the set of G_2 's subgraphs contains all common subgraphs of G_1 and G_2 .
- *Non-trivial intersection:* The intersection of any two graphs contains at least the trivial graph.

We use the notion of set embeddings (McFee & Lanckriet, 2009) to capture these inductive biases. Common examples include order embeddings and box embeddings. In contrast to Euclidean point embeddings, set embeddings enjoy properties that correspond naturally to the subgraph relationships.

Subgraph prediction function. The idea of order embeddings is illustrated in Figure 1. Order embeddings ensure that the subgraph relations are properly reflected in the embedding space: if G_q is a subgraph of G_u , then the embedding z_q of node q has to be to the ‘‘lower-left’’ of u 's embedding z_u :

$$z_q[i] \leq z_u[i] \forall_{i=1}^D \quad \text{iff} \quad G_q \subseteq G_u \quad (1)$$

where D is the embedding dimension. We thus train the GNN that produces the embeddings using the max margin loss:

$$\mathcal{L}(z_q, z_u) = \sum_{(z_q, z_u) \in P} E(z_q, z_u) + \sum_{(z_q, z_u) \in N} \max\{0, \alpha - E(z_q, z_u)\}, \text{ where} \quad (2)$$

$$E(z_q, z_u) = \|\max\{0, z_q - z_u\}\|_2^2 \quad (3)$$

Here P denotes the set of positive examples in minibatch where the neighborhood of q is a subgraph of neighborhood of u , and N denotes the set of negative examples. A violation of the subgraph constraint happens when in any dimension i , $z_q[i] > z_u[i]$, and $E(z_q, z_u)$ represents its magnitude. For positive examples P , $E(z_q, z_u)$ is minimized when all the elements in the query node embedding z_q are less than the corresponding elements in target node embedding z_u . For negative pairs (z_q, z_u) the amount of violation $E(z_q, z_u)$ should be at least α , in order to have zero loss.

We further use a threshold t on the violation $E(z_q, z_u)$ to make decision of whether the query is a subgraph of the target. The subgraph prediction function f is defined as:

$$f(z_q, z_u) = \begin{cases} 1 & \text{iff } E(z_q, z_u) < t \\ 0 & \text{otherwise} \end{cases} \quad (4)$$

2.4. MATCHING NODES VIA VOTING

At the query time, our goal is to predict if query node $q \in G_Q$ and target node $u \in G_T$ have subgraph-isomorphic k -hop neighborhoods G_q and G_u (Problem 2). A simple solution is to use the subgraph prediction function $f(z_q, z_u)$ to predict the subgraph relationship between G_q and G_u .

Matching via voting. We further propose a voting method that improves the accuracy of matching a pair of anchor nodes based on their neighboring nodes. Our insight is that matching a pair of anchor

nodes imposes constraints on the neighborhood structure of the pair. Suppose we want to predict if node $q \in G_Q$ and node $u \in G_T$ match. We have (proof in Appendix C):

Observation 1. *Let $\mathcal{N}^{(k)}(u)$ denote the k -hop network neighborhood of node u . Then, if $q \in G_q$ and node $u \in G_u$ match, then for all nodes $i \in \mathcal{N}^{(k)}(q)$, \exists node $j \in \mathcal{N}^{(l)}(u)$, $l \leq k$ such that node i and node j match.*

Based on this observation, we propose a voting-based inference method. Suppose that node $q \in G_Q$ matches node $u \in G_T$. We check if all neighbors of node q satisfy Observation 1, i.e. each neighbor of q has a match to neighbor of u , as summarized in Appendix Algorithm 2.

2.5. TRAINING NEUROMATCH

The training of subgraph matching consists of the following component: (1) Sample training query G_Q from target graph G_T . (2) Sample node q and neighborhood G_q in G_Q and find q 's corresponding node u and its $G_u \subseteq G_T$. (3) Generate negative example w and its $G_w \subseteq G_T$. (4) Compute node embeddings for q, u, w with GNN, and the loss in Equation 2 for backprop. We now detail the following components in this training process.

Training data. To achieve high generalization performance on unseen queries, we train the network with randomly generated query graphs. We sample a positive pair, we sample $G_u \in G_T$, and $G_q \in G_u$. To sample G_u , we first selecting a node $u \in G_T$, and perform a random breadth-first traversal (BFS) of the graph. The sampler traverse each edge in BFS with a fixed probability. We then sample G_q by performing the same random BFS traversal on G_u starting at u , and treat u as the anchor in G_q , which ensures existence of subgraph isomorphism mapping that maps q to u .

Given a positive pair (G_q, G_u) , we generate 2 types of negative examples. The first type of negative examples are created by randomly choosing different nodes u and q in G_T and perform random traversal. The second type of negatives are generated by perturbing the query to make it no longer a subgraph of the target graph, which is a more challenging case for the model to distinguish.

Test data. To demonstrate generalization, we use 3 different sampling strategies to generate test queries. Aside from the mentioned random BFS traversal, we further use the random walk sampling by performing random walk with restart at u , and the degree-weighted sampling strategy used in the motif mining algorithm MFinder (Cho et al., 2013). Experiments demonstrate that NeuroMatch can generalize to test queries with different sampling strategies.

Curriculum.

We introduce a curriculum training scheme that improves performance. We first train the model on a small number of easy queries and then train on successively more complex queries with increased batch size. Initially the model is trained with a single 1 hop query. Each time the training performance plateaus, the model samples larger queries. Figure 2 shows examples of queries at each curriculum level. The complexity of queries increases as training proceeds.

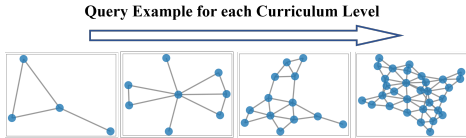


Figure 2: Example sampled queries G_Q at each level of the curriculum in the MSRC_21 dataset. The diameter and number of nodes increase as curriculum level advances.

2.6. RUNTIME COMPLEXITY

The embedding stage uses GNNs to train embeddings to obey the subgraph constraint. Its complexity is $O(K(|E_T| + |E_Q|))$, where K is the number of GNN layers. In the query stage, to solve Problem 1 we need to compute a total of $O(|V_T||V_Q|)$ scores. The quadratic time complexity allows NeuroMatch to scale to larger datasets, whereas the complexity of the exact methods grow exponentially with size.

In many use cases, the target graphs are available in advance, but we need to solve for new incoming unseen queries. Prior to inference time, the embeddings for all nodes in the target graph can be pre-computed with complexity $O(K|E_T|)$. For a new query, its node embeddings can be computed in $O(K|E_Q|)$ time, which is much faster since queries are smaller. With order embedding, we do not need additional neural network modules at query stage and simply compute the order relations between query node embeddings and the pre-computed node embeddings in the target graph.

3. EXPERIMENTS

To investigate the effectiveness of NeuroMatch, we compare its runtime and performance with a range of existing popular subgraph matching methods. We evaluate performance on synthetic datasets

	Dataset	SYNTHETIC	COX2	DD	MSRC_21	FIRSTMMDB	PPI	WORDNET18
Base	GMNN (Xu et al., 2019)	73.6 ± 1.1	75.9 ± 0.8	80.6 ± 1.5	82.5 ± 1.7	81.5 ± 2.9	72.0 ± 1.9	80.3 ± 2.0
	RDGCN (Wu et al., 2019)	79.5 ± 1.2	80.1 ± 0.4	81.3 ± 1.2	81.9 ± 1.9	82.4 ± 3.4	76.8 ± 2.2	79.6 ± 2.5
Ablation	NO CURRICULUM	82.4 ± 0.6	95.0 ± 1.6	96.7 ± 2.1	89.2 ± 2.0	87.2 ± 6.8	82.6 ± 1.7	81.4 ± 2.2
	NM-MLP	88.7 ± 0.5	95.4 ± 1.6	97.1 ± 0.3	93.5 ± 1.0	92.9 ± 4.3	85.5 ± 1.4	86.3 ± 0.9
	NM-NTN	89.1 ± 1.9	89.3 ± 0.9	96.4 ± 1.4	94.7 ± 3.2	89.6 ± 1.1	85.7 ± 2.4	85.0 ± 1.1
	NM-BOX	84.5 ± 2.1	88.5 ± 1.2	91.4 ± 0.5	90.8 ± 1.4	93.1 ± 1.7	77.4 ± 3.1	82.7 ± 2.5
	NEUROMATCH	93.5 ± 1.1	97.2 ± 0.4	97.9 ± 1.3	96.1 ± 0.2	95.5 ± 2.1	89.9 ± 1.9	89.3 ± 2.4
	% IMPROVEMENT	4.9	1.9	0.8	1.5	2.6	4.9	3.4

Table 1: Given a neighborhood G_u of u and query G_Q containing q , make binary prediction of whether G_u is a subgraph of G_u where node q corresponds to u . We report AUROC (unit 0.01). NeuroMatch performs the best with median AUROC 95.5, 20% higher than the neural baselines.

to probe data efficiency and generalization ability, as well as a variety of real-world datasets spanning many fields to evaluate whether the model can be adapted to real-world graph structures.

3.1. DATASETS AND BASELINES

Synthetic dataset. We use a synthetic dataset including Erdős-Rényi (ER) random graphs (Erdős & Rényi, 1960) and extended Barabasi graphs (Albert & Barabási, 2000). At test time, we evaluate on test query graphs that were not seen during training. See Appendix E for dataset details, where we also show experiments to transfer the learned model to unseen real dataset without fine-tuning.

Real-world datasets. We use a variety of real-world datasets from different domains. We evaluate on graph benchmarks in chemistry (COX2), biology (Enzymes, DD, PPI networks), image processing (MSRC_21), point cloud (FIRSTMMDB), and knowledge graph (WORDNET18). We do not include node features for PPI networks since the goal is to match various protein interaction patterns without considering the identity of proteins. WORDNET18 contains no node features, but we use its edge types information in matching. For all other datasets, we require that the matching takes categorical features of nodes into account. Refer to the Appendix for statistics of all datasets.

Baselines. We first consider popular existing combinatorial approaches. We adopt the most commonly used efficient methods: the VF2 (Cordella et al., 2004) and the RI algorithm (Bonnici et al., 2013). We further consider popular approximate matching algorithms FastPFP (Lu et al., 2012) and IsoRankN (Liao et al., 2009), and compare with neural approaches in terms of accuracy and runtime.

Recent development of GNNs has not been applied to subgraph matching. We therefore adapt two recent state-of-the-art methods for graph matching, Graph Matching Neural Networks (GMNN) (Xu et al., 2019) and RDGCN (Wu et al., 2019), by changing their objective from predicting whether two graphs have a match to predicting the subgraph relationship. Both methods are computationally more expensive than NeuroMatch due to cross-graph attention between nodes.

Training details. We use the epoch with the best validation result for testing. See Appendix D for hardware and hyperparameter configurations.

3.2. RESULTS

(1) Matching individual node network neighborhoods (Problem 2). Table 1 summarizes the AUROC results for predicting subgraph relation for Problem 2: is node q 's k -hop neighborhood G_q a subgraph of u 's neighborhood G_u . This is a subroutine to determine if a query is present in a large target graph. The number of pairs G_q, G_u with positive labels is equal to the number of pairs with negative labels. We observe that NeuroMatch with order embeddings obtains, on average, a 20% improvement over neural baselines. This benefit is a result of avoiding the loss of information when pooling node embeddings and a better inductive bias stemming from order embeddings.

(2) Ablation studies. Although learning subgraph matching has not been extensively studied, we explore alternatives to components of NeuroMatch. We compare with the following variants:

- NO CURRICULUM: Same as NEUROMATCH but with no curriculum training scheme.
- NM-MLP: uses MLP and cross entropy to replace the order embedding loss.
- NM-NTN: uses Neural Tensor Network (Socher et al., 2013) and cross entropy to replace order embedding loss.
- NM-BOX: uses box embedding loss (Vilnis et al., 2018) to replace the order embedding loss.

Dataset	COX2	DD	MSRC_21	FIRSTMMDB	ENZYMES	SYNTHETIC	Avg Runtime
ISO RankN	72.1 ± 2.5	61.2 ± 1.3	67.0 ± 2.0	77.0 ± 2.3	50.4 ± 1.4	62.7 ± 3.4	1.45 ± 0.04
FASTPFP	63.2 ± 3.8	72.9 ± 1.1	83.5 ± 1.5	83.0 ± 1.5	76.6 ± 1.9	77.0 ± 2.0	0.56 ± 0.01
NM-MLP	73.8 ± 3.7	87.8 ± 1.5	74.2 ± 1.0	88.9 ± 0.9	87.9 ± 1.0	92.1 ± 0.5	1.29 ± 0.10
NEUROMATCH	89.9 ± 1.1	95.7 ± 0.4	84.5 ± 1.5	91.9 ± 1.0	92.9 ± 1.2	75.2 ± 1.8	0.90 ± 0.09

Table 2: Given a query G_Q and a target graph G_T from a dataset, make binary prediction for whether G_Q is a subgraph of G_T (the decision problem of subgraph isomorphism), in AUROC (unit: 0.01).

As shown in Table 1, box embeddings cannot guarantee intersection, *i.e.* common subgraphs, between two graphs, while variable sizes of the target graph makes neural tensor network (NTN) variant hard to learn. NeuroMatch outperforms all the variants.

We additionally observe that the learning curriculum is crucial to the performance of learning the subgraph relationships. The use of the curriculum increases the performance by an average of 6%, while significantly reducing the performance variance and increasing the convergence speed. This benefit is due to the compositional nature of the subgraph matching task.

3) Matching query to target graph (Problem 1). Given a target G_T , we randomly sample a query G_Q centered at q . The goal is to answer the decision problem of whether G_Q is a subgraph of G_T . Unlike the previous tasks, it requires prediction of subgraph relations between G_Q and neighborhoods G_u for all $u \in G_T$. We perform the tasks by traversing over all nodes in query graph, and all nodes in target graph as anchor nodes, and outputs an alignment matrix \mathcal{A} of dimension $|V_T|$ -by- $|V_Q|$, where $\mathcal{A}_{i,j}$ denotes the matching score $f(z_i, z_j)$, as illustrated in Algorithm 1. The performance trend of Table 1 also holds here in Problem 1. We further compare NeuroMatch with high-performing heuristic methods, FastPFP and IsoRankN, and show an average of 18.4% improvement in AUROC over all datasets. Appendix D contains additional implementation details.

Additionally, we make the task harder by sampling test queries with a different sampling strategy. At training time, the query is randomly sampled with the random BFS procedure, whereas at test time the query is randomly sampled using degree-weighted sampling (see Section 2.5).

We further compute the statistics of query graphs and target graphs (in Appendix E). On average across all datasets, the size of query is 51% of the size of the target graphs, indicating that the model is learning the problem of subgraph matching in a data-driven way, rather than learning graph isomorphism, which previous works focus on.

4) Generalization. We further conduct experiments to demonstrate the generalization of NeuroMatch.

Firstly, we investigate model generalization to unseen subgraph queries sampled from different distributions. We consider 3 sampling strategies: random BFS, degree-weighted sampling and random walk sampling (see Section 2.5). Table 3 shows the performance of NeuroMatch when trained with examples sampled with one strategy (rows), and tested with examples sampled with another strategy (columns).

	BFS	MFinder	Random Walks
BFS	98.79	98.58	98.38
MFinder	93.09	96.34	96.07
Random Walks	95.65	97.21	97.53

Table 3: Generalization to new sampling methods for MSRC dataset. Performance measured in AUROC (unit 0.01).

We observe that NeuroMatch can generalize to queries generated with different sampling strategies, without much performance change. Among strategies considered, random BFS is the most robust sampling strategy for training.

Secondly, we investigate whether the model is able to generalize to perform matching on pairs of query and target that are from a variety of datasets, while only training on a synthetic dataset. In Appendix F, we similarly find that NeuroMatch is robust to test queries sampled from different real-world datasets.

Order embedding space analysis. Figure 3 shows the TSNE embedding of the learned order embedding space. The yellow color points correspond to embeddings of graphs with larger sizes; the purple color points correspond to embeddings of graphs with smaller sizes. Red points are example embeddings for which we also visualize the corresponding graphs. We observe that the order constraints are well-preserved. We further conduct experiment by randomly sampling 2 graphs in the dataset and test their subgraph relationship. NeuroMatch achieves 0.61 average precision, compared to 0.35 with the NM-MLP baseline.

Comparison with exact methods.

Although exact methods always achieve the correct answer, they take exponential time in worst case. We run the exact methods VF2 and RI and record the average runtime, using exactly the same test queries and target as in Table 2. If the subgraph matching runs for more than 10 minutes, it is deemed as unsuccessful. We show in Appendix F the runtime comparison showing 100 times speedup with NeuroMatch, and the figure of the success rate of the baselines, which drop below 60% when the query size is more than 30. As query size grows, the runtime of the exact methods grow exponentially, whereas the runtime of NeuroMatch grows linearly. Although VF2 and RI are exact algorithms, NeuroMatch shows the potential of learning to predict subgraph relationship, in applications requiring high-throughput inference. Additionally, NeuroMatch is also 10 times more efficient than the other baselines such as NM-MLP and GMNN due to its efficient inference using order embedding properties.

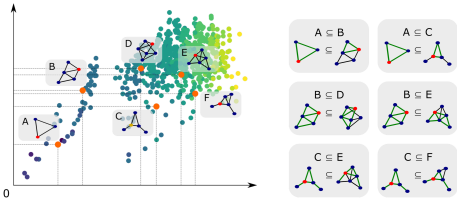


Figure 3: TSNE visualization of order embedding for a subset of subgraphs sampled from the ENZYMES dataset. As seen by examples to the right, the order constraints are well-preserved. Graphs are colored by number of edges.

4. LIMITATIONS

NeuroMatch provides a novel approach to demonstrate the promising potential of GNNs and geometric embeddings to make predictions of subgraph relationships. However, future work is needed in exploring neural approaches to this NP-Complete problem. Previous works (Xu et al., 2018) have identified expressive power limitations of GNNs in terms of the WL graph isomorphism test. In NeuroMatch, we alleviate the limitation by distinguishing between the anchor node via node features (illustrated in Appendix H). Since NeuroMatch does not explicitly rely on a GNN backbone, future work on more expressive GNNs can be directly applied to NeuroMatch. We hope that NeuroMatch opens a new direction in investigating subgraph matching as a potential application and benchmark in graph representation learning.

5. RELATED WORK

Subgraph matching algorithms. Determining if a query is a subgraph of a target graph requires comparison of their structure and features (Gallagher, 2006). Conventional algorithms (Ullmann, 1976) focus on graph structures only. Other works (Aleman-Meza et al., 2005; Coffman et al., 2004) also consider categorical node features. Our NeuroMatch model can operate under both settings. Approximate solutions to the problem have also been proposed (Christmas et al., 1995; Umeyama, 1988) NeuroMatch is related in a sense that it is an approximate algorithm using machine learning. We further provide detailed comparison with a survey of heuristic methods (Ribeiro et al., 2019).

Neural graph matching. Earlier work (Scarselli et al., 2008) has demonstrated the potential of GNN in small-scale subgraph matching, showing advantage of GNN over feed forward neural networks. Recently, graph neural networks (Kipf & Welling, 2017; Hamilton et al., 2017; Xu et al., 2018) have been proposed for graph isomorphism (Bai et al., 2019; Li et al., 2019; Guo et al., 2018) and have achieved state-of-the-art results (Zhang & Lee, 2019; Wang et al., 2019; Xu et al., 2019). However, these methods cannot be directly employed in subgraph isomorphism since there is no one-to-one correspondence between nodes in query and target graphs. We demonstrate that our contributions in using node-based representations, order embedding space can significantly outperform applications of graph matching methods in the subgraph isomorphism setting. Additionally, recent works (Bai et al., 2018; Fey et al., 2020) provide solutions to compute discrete matching correspondences from the neural prediction of isomorphism mapping and are complementary to our work.

6. CONCLUSION

In this paper we presented a neural subgraph matching algorithm, NeuroMatch, that uses graph neural networks and geometric embeddings to learn subgraph relationships. We observe that order embeddings are natural fit to model subgraph relationships in embedding space. NeuroMatch outperforms adaptations of existing graph-isomorphism related architectures and show advantages and potentials compared to heuristic algorithms.

REFERENCES

- Réka Albert and Albert-László Barabási. Topology of evolving networks: local events and universality. *Physical review letters*, 85(24):5234, 2000.
- Boanerges Aleman-Meza, Christian Halaschek-Wiener, Satya Sanket Sahoo, Amit Sheth, and I Budak Arpinar. Template based semantic similarity for security applications. In *International Conference on Intelligence and Security Informatics*. Springer, 2005.
- Noga Alon, Phuong Dao, Iman Hajirasouliha, Fereydoun Hormozdiari, and S Cenk Sahinalp. Biomolecular network motif counting and discovery by color coding. *Bioinformatics*, 2008.
- Yunsheng Bai, Hao Ding, Yizhou Sun, and Wei Wang. Convolutional set matching for graph similarity. In *NeurIPS*, 2018.
- Yunsheng Bai, Hao Ding, Song Bian, Ting Chen, Yizhou Sun, and Wei Wang. Simgnn: A neural network approach to fast graph similarity computation. In *WSDM*. ACM, 2019.
- Vincenzo Bonnici, Rosalba Giugno, Alfredo Pulvirenti, Dennis Shasha, and Alfredo Ferro. A subgraph isomorphism algorithm and its application to biochemical data. *BMC bioinformatics*, 2013.
- Zhengdao Chen, Soledad Villar, Lei Chen, and Joan Bruna. On the equivalence between graph isomorphism testing and function approximation with gnns. In *NeurIPS*, 2019.
- Young-Rae Cho, Marco Mina, Yanxin Lu, Nayoung Kwon, and Pietro H Guzzi. M-finder: Uncovering functionally associated proteins from interactome data integrated with go annotations. *Proteome science*, 2013.
- William J. Christmas, Josef Kittler, and Maria Petrou. Structural matching in computer vision using probabilistic relaxation. *PAMI*, 1995.
- Thayne Coffman, Seth Greenblatt, and Sherry Marcus. Graph-based technologies for intelligence analysis. *Communications of the ACM*, 2004.
- Luigi P Cordella, Pasquale Foggia, Carlo Sansone, and Mario Vento. A (sub) graph isomorphism algorithm for matching large graphs. *PAMI*, 2004.
- Hanjun Dai, Chengtao Li, Connor Coley, Bo Dai, and Le Song. Retrosynthesis prediction with conditional graph logic network. In *NeurIPS*, 2019.
- Paul Erdős and Alfréd Rényi. On the evolution of random graphs. *Publ. Math. Inst. Hung. Acad. Sci*, 1960.
- Matthias Fey, Jan E. Lenssen, Christopher Morris, Jonathan Masci, and Nils M. Kriege. Deep graph matching consensus. In *ICLR*, 2020.
- Brian Gallagher. Matching structure and semantics: A survey on graph-based pattern matching. In *AAAI Fall Symposium*, 2006.
- Dedre Gentner. Structure-mapping: A theoretical framework for analogy. *Cognitive science*, 1983.
- Michelle Guo, Edward Chou, De-An Huang, Shuran Song, Serena Yeung, and Li Fei-Fei. Neural graph matching networks for fewshot 3d action recognition. In *ECCV*, 2018.
- Will Hamilton, Zhitao Ying, and Jure Leskovec. Inductive representation learning on large graphs. In *NeurIPS*, 2017.
- Thomas N Kipf and Max Welling. Semi-supervised classification with graph convolutional networks. In *ICLR*, 2017.
- Yujia Li, Chenjie Gu, Thomas Dullien, Oriol Vinyals, and Pushmeet Kohli. Graph matching networks for learning the similarity of graph structured objects. In *ICML*, 2019.
- Chung-Shou Liao, Kanghao Lu, Michael Baym, Rohit Singh, and Bonnie Berger. Isorankn: spectral methods for global alignment of multiple protein networks. *Bioinformatics*, 2009.

- Yao Lu, Kaizhu Huang, and Cheng-Lin Liu. A fast projected fixed-point algorithm for large graph matching. *arXiv preprint arXiv:1207.1114*, 2012.
- Brian McFee and Gert Lanckriet. Partial order embedding with multiple kernels. In *ICML*. ACM, 2009.
- Christopher Morris, Martin Ritzert, Matthias Fey, William L Hamilton, Jan Eric Lenssen, Gaurav Rattan, and Martin Grohe. Weisfeiler and leman go neural: Higher-order graph neural networks. In *AAAI*, pp. 4602–4609, 2019.
- Eric Plotnick. *Concept mapping: A graphical system for understanding the relationship between concepts*. ERIC Clearinghouse on Information and Technology Syracuse, NY, 1997.
- John W Raymond, Eleanor J Gardiner, and Peter Willett. Heuristics for similarity searching of chemical graphs using a maximum common edge subgraph algorithm. *Journal of chemical information and computer sciences*, 2002.
- Pedro Ribeiro, Pedro Paredes, Miguel EP Silva, David Aparicio, and Fernando Silva. A survey on subgraph counting: concepts, algorithms and applications to network motifs and graphlets. *arXiv preprint arXiv:1910.13011*, 2019.
- Franco Scarselli, Marco Gori, Ah Chung Tsoi, Markus Hagenbuchner, and Gabriele Monfardini. The graph neural network model. *IEEE Transactions on Neural Networks*, 2008.
- Richard Socher, Danqi Chen, Christopher D Manning, and Andrew Ng. Reasoning with neural tensor networks for knowledge base completion. In *NeurIPS*, 2013.
- Zhao Sun, Hongzhi Wang, Haixun Wang, Bin Shao, and Jianzhong Li. Efficient subgraph matching on billion node graphs. *Proceedings of the VLDB Endowment*, 2012.
- Julian R Ullmann. An algorithm for subgraph isomorphism. *Journal of the ACM (JACM)*, 1976.
- Shinji Umeyama. An eigendecomposition approach to weighted graph matching problems. *PAMI*, 1988.
- Luke Vilnis, Xiang Li, Shikhar Murty, and Andrew McCallum. Probabilistic embedding of knowledge graphs with box lattice measures. *ACL*, 2018.
- Runzhong Wang, Junchi Yan, and Xiaokang Yang. Learning combinatorial embedding networks for deep graph matching. In *ICCV*, 2019.
- John Winn, Antonio Criminisi, and Thomas Minka. Object categorization by learned universal visual dictionary. In *ICCV*. IEEE, 2005.
- Yuting Wu, Xiao Liu, Yansong Feng, Zheng Wang, Rui Yan, and Dongyan Zhao. Relation-aware entity alignment for heterogeneous knowledge graphs. 2019.
- Keyulu Xu, Weihua Hu, Jure Leskovec, and Stefanie Jegelka. How powerful are graph neural networks? *ICLR*, 2018.
- Kun Xu, Liwei Wang, Mo Yu, Yansong Feng, Yan Song, Zhiguo Wang, and Dong Yu. Cross-lingual knowledge graph alignment via graph matching neural network. 2019.
- Qingwu Yang and Sing-Hoi Sze. Path matching and graph matching in biological networks. *Journal of Computational Biology*, 2007.
- Zhen Zhang and Wee Sun Lee. Deep graphical feature learning for the feature matching problem. In *ICCV*, 2019.

A. PROOFS OF SUBGRAPH PROPERTIES

The paper introduces the following observations that justify the use of order embeddings in subgraph matching.

Transitivity. Suppose that G_1 is a subgraph of G_2 with bijection f mapping all nodes from G_1 to a subset of nodes in G_2 , and G_2 is a subgraph of G_3 with bijection g . Let v_1, v_2, v_3 be anchor nodes of G_1, G_2, G_3 respectively. By definition of anchored subgraph, $f(v_1) = v_2$ and $g(v_2) = v_3$. Then the composition $g \circ f$ is a bijection. Moreover, $g \circ f(v_1) = g(v_2) = v_3$, where Therefore G_1 is a subgraph of G_3 , and thus the transitivity property.

This corresponds to the transitivity of order embedding.

Anti-symmetry. Suppose that G_1 is a subgraph of G_2 with bijection f , and G_2 is a subgraph of G_1 with bijection g . Let $|V_1|$ and $|V_2|$ be the number of nodes in G_1 and G_2 respectively. By definition of subgraph isomorphism, G_1 is a subgraph of G_2 implies that $|V_1| \leq |V_2|$. Similarly, G_2 is a subgraph of G_1 implies $|V_2| \leq |V_1|$. Hence $|V_1| = |V_2|$. The mapping between all nodes in G_1 and G_2 is bijective. By definition of isomorphism, G_1 and G_2 are graph-isomorphic.

This corresponds to the anti-symmetry of order embedding.

Intersection. By definition, if G_3 is a common subgraph of G_1, G_2 , the G_3 is a subgraph of both G_1 and G_2 . Since a trivial node is a subgraph of any graph, there is always a non-empty intersection set between two graphs.

Correspondingly, if $z_3 \preceq z_1$ and $z_3 \preceq z_2$, then $z_3 \preceq \min\{z_1, z_2\}$. Here \min denotes the element-wise minimum of two embeddings. Note that the order embedding z_1 and z_2 are positive, and therefore $\min\{z_1, z_2\}$ is another valid order embedding, corresponding to the non-empty intersection set between two graphs.

Note that this paper assumes the frequent motifs are connected graphs. And thus it also assumes that all neighborhoods in a given datasets are connected and contain at least 2 nodes (an edge). This is a reasonable assumption since we can remove isolated nodes from the datasets, as connected motifs of size k ($k > 1$) can never contain isolated nodes. In this case, the trivial intersection corresponds to a graph of 2 nodes and 1 edge.

For all datasets, we randomly sample connected subgraph queries as test sets, with diameter less than 8, a mild assumption since most of the graph datasets have diameter less than 8.

B. ORDER EMBEDDING COMPOSITION

We can show that the order constraints in Equation 1 hold under the composition of multiple message passing layers of the GNN, assuming simple GNN models such as in paper ‘‘Simplifying Graph COncvolutional Networks’’ and ‘‘Scalable Inception Graph Networks’’.

Suppose that we use a k -layer GNN to encode nodes u and v in the search and query graphs respectively. If the k -hop neighborhood of u is a subgraph of the k -hop neighborhood of v , then $\forall s \in \mathcal{N}_v, \exists t \in \mathcal{N}_u$ such that the $(k-1)$ -hop neighborhood of s must be a subgraph of the $(k-1)$ -hop neighborhood of t . Neighborhoods of u ’s neighbors are subgraphs of a subset of the $(k-1)$ -hop neighborhoods of v ’s neighbors.

Consequently, we can guarantee the following observation with order embeddings:

Observation 2. *Suppose that all GNN embeddings at layer $k-1$ satisfy order constraints after transformation. Then when using sum-based neighborhood aggregation, the GNN embeddings at layer k also satisfy the order constraints.*

After applying linear transformations and non-linearities in the GNN at layer $k-1$, if the order embedding of all neighbors of node v are no greater than that of the corresponding matched nodes in the target graph (*i.e.* satisfy the order constraint), then when summing the order embeddings of neighbors to compute embedding of v at layer k , it is guaranteed that node v also satisfies the order constraint at layer k . This corresponds to the property of composition of subgraphs into larger subgraphs.

In other GNN architectures, such properties do not necessarily hold, due to the presence of transformation and non-linearity at each convolution layer. However, this provides another alignment between

Model	Accuracy
SAGE (2-LAYER, 32-DIM, DROPOUT=0.2)	77.5
SAGE (6-LAYER, 32-DIM, DROPOUT=0.2)	85.3
SAGE (8-LAYER, 64-DIM, DROPOUT=0.2)	86.3
GCN (6-LAYER, 64-DIM, DROPOUT=0.2)	69.9
GCN (9-LAYER, 128-DIM, DROPOUT=0.2)	82.3
GIN (4-LAYER, 32-DIM, DROPOUT=0.2)	81.0
GIN (4-LAYER, 64-DIM, DROPOUT=0)	87.0
GIN (8-LAYER, 64-DIM, DROPOUT=0)	88.4
SAGE (4-LAYER, 64-DIM, DROPOUT=0)	87.6
SAGE (8-LAYER, 64-DIM, DROPOUT=0)	89.4
SAGE (12-LAYER, 64-DIM, DROPOUT=0)	90.5
SAGE (8-LAYER, 64-DIM, DROPOUT=0, SKIP-LAYER)	91.5

Table 4: The accuracy (unit: 0.01) for matching on the ENZYMES dataset for different model configurations.

the order embedding objective and the subgraph matching task in terms of growing neighborhoods, and motivates the use of curriculum learning for this task.

C. VOTING PROCEDURE

The voting procedure is used to improve certainty of matched pairs by considering presence of nearby matched pairs in neighborhoods of the matched pairs. The method is motivated by the following observation.

Observation 3. *Let $\mathcal{N}^{(l)}$ denotes the l -hop neighborhood. Then, if $q \in G_Q$ and node $u \in G_T$ match, then for all nodes $i \in N^{(k)}(q)$, \exists node $j \in N^{(l)}(u)$, $l \leq k$ such that node i and node j match.*

Since the query graph G_Q is a subgraph of target graph G_T , all paths in G_Q have corresponding paths in G_T . Hence the shortest distance of a node $i \in N^{(k)}(q)$ to q is at most the shortest distance of node $j \in N^{(l)}(u)$ in G_T , where j is the corresponding node in G_T defined by the subgraph isomorphism mapping. However, the shortest paths are not necessarily of equal lengths, since in G_T there might be additional short-cuts from j to u that do not exist in G_Q .

D. TRAINING DETAILS AND HYPERPARAMETERS

All models are trained on a single GeForce RTX 2080 GPU, and both the heuristics and neural models use a Intel Xeon E7-8890 v3 CPU.

Curriculum training. In each epoch, we iterate over all target graphs in the curriculum and randomly sample one query per target graph. We lower bound the number of iterations per epoch to 64 for datasets that are too small. For the E-R dataset, where we generate neighborhoods at random, and the WN dataset which consists of only a single graph, we use a fixed 64 iterations per epoch. On all datasets except for the E-R dataset, we used 256 target graphs where possible. At training time, we enforce a 3:1 negative to positive ratio in the training examples, which is necessary since in reality there is a heavy skew in the dataset towards negative examples. 10% of the negative examples are hard negatives; among the remaining 90%, half are negative examples drawn from the same target graph as the query, and half are negative examples drawn from different target graphs.

The model is trained with a learning rate of 1×10^{-3} using the Adam optimizer. The learning rate is annealed with a cosine annealer with restarts every 100 epochs. The curriculum starts with 1 target graph with a radius of 1; it is updated every time there are 20 consecutive epochs without an

Algorithm 2: NeuroMatch Voting Algorithm

Input: Query node $q \in G_Q$, target node $u \in G_T$.
Threshold t for violation below which we predict positive subgraph relation between the neighborhoods of q and u .
Output: Whether the node pair matches.
Compute embeddings for neighbors of q, u within K hops
for hop $k \leq K$ **do**
 for node $i \in N^{(k)}(q)$ **do**
 $m = \min\{E(z_i, z_j) | \forall j \in N^{(k)}(u)\}$
 If $m > t$, **return** False
return True

improvement of more than 0.1. The curriculum update increases the radius of the target graphs by 1 up to a maximum of 4, after which it doubles the number of target graphs for every update up to a maximum of 256. The dataset is regenerated every 50 epochs.

	Predicted +	Predicted -
Positive	68.2	8.3
Negative	70.5	1030.9

Table 5: Average confusion Matrix for matching small queries (size ≤ 7) to all node neighborhoods in the DD dataset.

Hyperparameters. We performed a comprehensive sweep over hyperparameters used in the model. Table 4 shows the effect of hyperparameters and GNN models on the performance, using the NeuroMatch framework. We list the design choices we made that are observed to perform well in both synthetic and real-world datasets:

- Sum aggregation usually works the best, confirming previous theoretical studies (Xu et al., 2018). Both the GraphSAGE and GIN architecture we implemented uses the sum neighborhood aggregation.
- We observe slight improvement in performance when using LeakyReLU instead of ReLU for non-linearity.
- Dropout does not have a significant impact on performance.
- Adding structural features, such as node degree, clustering coefficient, and average path length improves the convergence speed.

Matching query to target graph by aggregating scores. In Problem 1 (Table 2), all methods must make a binary prediction of whether the query is a subgraph of the target graph based on the alignment matrix \mathcal{A} of scores $f(z_q, z_u)$ between all pairs of query and target neighborhoods. In order to aggregate the scores contained in the alignment matrix, we adopt the simple strategy of taking the mean of all entries in the matrix, which we found to outperform the commonly-used Hungarian algorithm on our binary decision task. The exception is FASTPFP, which provides a discrete assignment matrix matching each query node to a target node; for this method, we adopt the following prediction score:

$$\frac{\|A_{\text{pred}} - A_{\text{query}}\|_1}{|V_{\text{query}}|^2} + \frac{X_{\text{pred}} X_{\text{query}}^T}{|V_{\text{query}}|}$$

where A_{pred} is the adjacency matrix of the predicted matched graph, A_{query} is the adjacency matrix of the query graph, $|V_{\text{query}}|$ is the number of nodes in the query and X_{pred} and X_{query} are the feature matrices of nodes in the predicted and query graph, respectively. This score measures the degree to which the predicted and query graph match in terms of topology and node labels, and is based on the loss function used in the paper, but is adapted to compare matchings across varying query and target sizes. In general, we found these aggregation strategies to be effective in our setting containing diverse query and target sizes, but our method is agnostic to such downstream processing of the alignment matrix. In particular, the Hungarian algorithm or other alignment resolution algorithms can still be used with the alignment matrix generated by NeuroMatch, especially when an explicit matching (rather than a binary subgraph prediction) is desired.

For baseline hyperparameters: for ISORANKN, we set $K = 10$, threshold to $1e-4$, alpha to 0.9 and the maximum vector length to 1000000. For FASTPFP, we set lambda to 1, alpha to 0.5, and both thresholds to $1e-4$.

E. SUBGRAPH MATCHING DATA STATISTICS

E.1. DATASETS

Biology and chemistry datasets. COX2 contains 467 graphs of chemical molecules with an average of 41 nodes and 44 edges each. DD contains 1178 graphs with an average of 284 nodes and 716 edges.

Dataset	ENZYMES	COX2	AIDS	PPI	IMDB-BINARY
IN-DOMAIN	92.9	97.2	94.3	89.9	81.8
TRANSFER	78.9	93.9	92.2	81.0	74.2

Table 6: The AUROC (unit: 0.01) for matching on real datasets, where we either train on the synthetic dataset and test generalization to the real dataset (TRANSFER), or train directly on the dataset that we test on (IN-DOMAIN).

Dataset	COX2	DD	MSRC_21	FIRSTMMDB	ENZYMES	SYNTHETIC
Target size (nodes)	41.6	30.0	79.6	30.0	35.7	30.2
Target size (edges)	43.8	61.2	204.0	49.9	67.2	119.1
Query size (nodes)	22.4	17.8	22.6	17.8	17.4	17.5
Query size (edges)	23.0	34.4	46.3	27.9	29.4	53.4
Query:target size ratio (nodes)	53.8	59.3	28.4	59.3	48.7	57.9

Table 7: Statistics of target and query graphs used in evaluation of Problem 1 (Table 2).

It describes protein structure graphs where nodes are amino acids and edges represent positional proximity. We use node labels for both of the datasets. PPI dataset contains the protein-protein interaction graphs for human tissues. It has 24 graphs corresponding to different PPI networks of different human tissues. In total, there are 56944 nodes and 818716 edges. We do not include node features for PPI networks since the goal is to match various protein interaction patterns without considering the identity of proteins.

MSRC_21 is a semantic image processing dataset introduced in (Winn et al., 2005), containing 563 graph each representing the graphical model of an image. It has an average of 78 nodes and 199 edges.

FIRSTMMDB is a point cloud dataset containing 3d point clouds for various household objects. It contains 41 graphs with an average of 1377 nodes and 3074 edges each.

Label imbalance. We performed additional experiments to investigate the confusion matrix for the DD dataset averaged across test queries. Table 5 shows extreme imbalance (subgraphs are rare).

Matching query to target graph. Table 7 shows the statistics of target and query graphs used to evaluate performance on Problem 1 (Table 2).

F. GENERALIZATION AND RUNTIME

F.1. PRETRAINING ON SYNTHETIC DATASET

To demonstrate the use and generalizability of the synthetic dataset, we conducted the experiment where the subgraph matching model is trained only on the synthetic dataset, and is then tested on real-world datasets. Table 6 shows the generalization performance. The first row corresponds to the model performance when trained and tested on the same dataset. The second row corresponds to the model performance when trained on the synthetic dataset, and tested on queries sampled from real-world datasets (listed in each column). Although there is a drop in performance when the model only sees the synthetic dataset, the model is able to generalize to a diverse setting of subgraph matching scenarios, in biology, chemistry and social network domains, even out-performing some baseline methods that are specifically trained on the real-world datasets.

However, a shortcoming is that since the synthetic dataset does not contain node features, and real datasets have varying node feature dimensions, the model is only able to consider subgraph matching task that does not take feature into account. Incorporation of feature in transfer learning of subgraph matching remains to be an open problem.

G. COMPARISON TO EXACT AND APPROXIMATE HEURISTICS

G.1. EXACT HEURISTICS METHODS

Exact heuristics such as VF2 and RI algorithms guarantees to make the correct prediction of whether query is a subgraph of the target. However, even for relatively small queries (of size 20), matching is

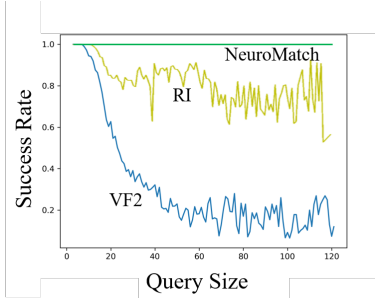


Figure 4: Runtime analysis. Success rate of baseline heuristic matching algorithms (VF2 and RI) for matching in under 20 seconds. NeuroMatch achieves 100% success rate.

costly and can sometimes take unexpectedly long time in the order of hours. As such, these algorithms are not suitable in online or high-throughput scenarios where efficiency is priority.

To demonstrate the runtime efficiency, we show in Figure 4 the success rate of the exact methods, which drop below 60% when the query size is increased to more than 30. In comparison, NeuroMatch always finishes under 0.1 second.

Table 8 shows the runtime comparison between NeuroMatch and the exact baselines considered (VF2 and RI). NeuroMatch achieves 100 times speedup compared to these exact methods.

Moreover, since in practice, it is feasible to pre-train the NeuroMatch model on synthetic datasets, and optionally finetune few epochs on real-world datasets, the training time for model when given a new dataset is also negligible. However, such approach has the limitation that the model cannot account for node categorical features when performing subgraph matching, since the synthetic dataset does not contain any node feature.

Datasets	E-R	MSRC_21	DD
VF2	25.9	19.7	22.8
RI	12.8	7.5	11.0
NEUROMATCH-MLP	0.49	0.48	0.44
NEUROMATCH-ORDER	0.04	0.03	0.03

Table 8: Average runtime (in seconds) comparison between heuristic methods and our method with query size up to 50. NeuroMatch is about 100x faster than alternatives.

G.2. APPROXIMATE HEURISTICS METHODS

Additionally, there have been many works focusing on heuristic methods for motif/subgraph counting (Ribeiro et al., 2019), notable methods include Rand-ESU, MFinder, Motivo, ORCA. However, these works primarily focus on fast enumeration of small motifs typically of size less than 6. In our cases, the size of target and query is much larger (up to hundreds in size), and we do not focus on enumeration of motifs of certain size.

A related line of work is graph matching, or finding an explicit (sub)graph isomorphism mapping between query and target nodes. Methods include convex relaxations (FastPFP, PATH) and spectral approaches (IsoRankN). Such approaches are inherently heuristic-based due to the hardness of approximation of the subgraph matching problem.

H. GNN EXPRESSIVE POWER

Previous works (Xu et al., 2018; Morris et al., 2019) have identified limitations of a class of GNNs. More specifically, GNNs face difficulties when asked to distinguish regular graphs. In this work, we circumvent the problem by distinguishing the anchor node and other nodes in the neighborhood via one-hot encoding (See Section 3.2). The idea is explored in a concurrent work “Identity-aware Graph Neural Networks” (ID-GNNs). It uses Figure 5 to demonstrate the expressive power of ID-GNN, which distinguishes anchor node from other nodes. For example, while d-regular graphs such as 3-cycle and 4-cycle graphs have the same GNN computational graphs, their ID-GNN computational graphs are different, due to identification of anchor nodes via node features. Such modification enables better expressive power than message-passing GNNs such as GIN.

A future direction is to investigate the performance of recently proposed more expressive GNNs (Chen et al., 2019) in the context of subgraph mining. The NeuroMatch framework is general and any GNN can be used in its decoder component, and could benefit from more expressive GNNs.

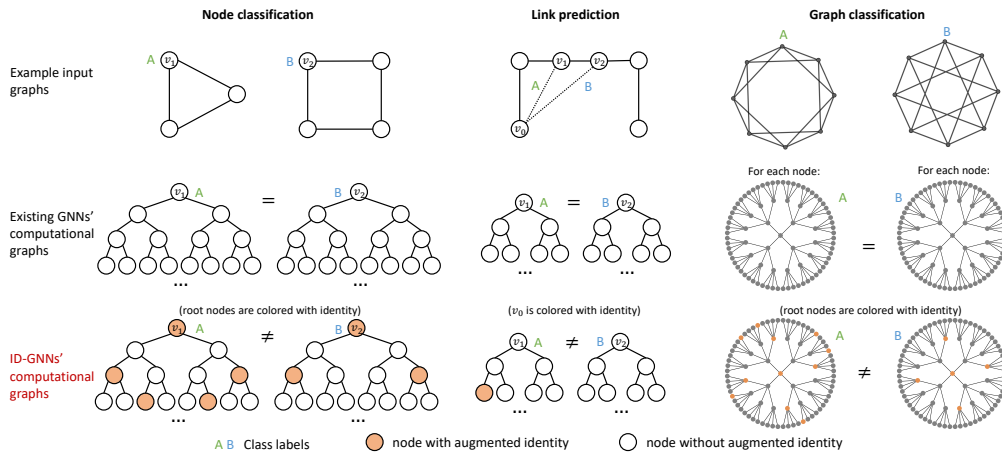


Figure 5: An overview of the proposed ID-GNN model. We consider node, edge and graph level tasks, and assume nodes do not have additional features. Across all examples, the task requires an embedding that allows for the differentiation of the label A vs. B nodes in their respective graphs. However, across all tasks, existing GNNs, regardless of depth, will *always* assign the same embedding to both classes of nodes, because for all tasks the computational graphs are identical. In contrast, the colored computation graphs provided by ID-GNNs allows for clear differentiation between the nodes of class A and class B , as the colored computation graphs are no longer identical across all tasks.