
Towards Distributed Accommodation of Covert Attacks in Interconnected Systems

Angelo Barboni

Department of Electrical and Electronic Engineering,
Imperial College London
a.barboni16@imperial.ac.uk

Thomas Parisini

Department of Electrical and Electronic Engineering,
Imperial College London, UK, and
KIOS Research and Innovation Centre of Excellence,
University of Cyprus, and
Department of Engineering and Architecture, University of Trieste, Italy
t.parisini@gmail.com

Abstract

The problem of mitigating maliciously injected signals in interconnected systems is dealt with in this paper. We consider the class of covert attacks, as they are stealthy and cannot be detected by conventional means in centralized settings. Distributed architectures can be leveraged for revealing such stealthy attacks by exploiting communication and local model knowledge. We show how such detection schemes can be improved to estimate the action of an attacker and we propose an accommodation scheme in order to mitigate or neutralize abnormal behavior of a system under attack.

1 Introduction

Many systems of critical importance consist nowadays of tightly integrated physical and computational components, which may perform control and safety-critical tasks with high reliability requirements. Additionally, such systems are often composed of several physically interconnected subsystems that exchange information over a network for a number of reasons, ranging from data analysis to design convenience, or simply because the physical system is itself geographically spread over a large area. As a downside, however, these systems are potentially vulnerable to cyber-attacks which may entail tangible consequences on the physical layer, if not disruption of the system itself. As observed recently Lee et al. (2016); Sobczak (2019), attacks constitute a realistic threat, and being able to detect and counteract them to preserve some level of functionality is then of great importance. In fact, this problem has attracted the interest of the control community over the last decade; see for instance Cheng et al. (2017) and Dibaji et al. (2019) for recent surveys. However, in the majority of cases, the centralized scenario is considered, with only a few works tackling the issue from a distributed perspective Anguluri et al. (2019); Gallo et al. (2020).

Compared to other types of attacks, covert attacks are a class of particularly dangerous attacks, which are undetectable by design in the centralized case Smith (2015). In Barboni et al. (2019), it was shown that a specific residual generation scheme allows to detect such attacks, while they remain stealthy within the attacked subsystem. The distributed detection strategy is inspired by model-based fault detection (see Shames et al. (2011) and Boem et al. (2017) for instance), with

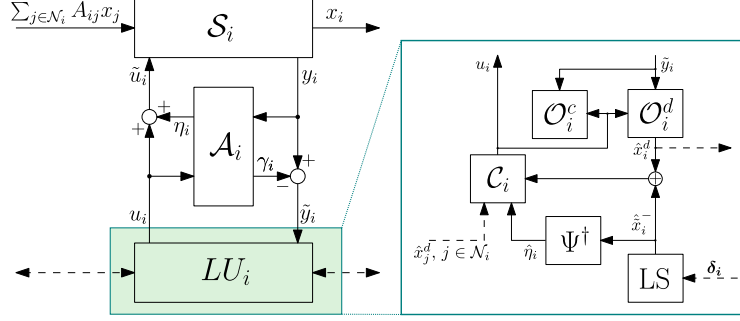


Figure 1: Diagram of a single subsystem's architecture. Details about the accommodation architecture, with attack detection and accommodation measures.

a novel design that accounts for the stealthiness of the attacks (which is not an issue for faults in general).

In this paper, we extend the detection architecture in Barboni et al. (2019) with the objective of neutralizing (or at least mitigating) the attacker's malicious effect on the system, that is to say we aim to design a control law that steers the system as close as possible to the desired equilibrium regardless of how the attacker manipulates the control actions (input injection). To the best of the authors' knowledge, this is the first time that an active countermeasure methodology is proposed in the area of control security, and even more in relation with distributed systems. However, accommodation of faults has received considerable attention from the control community (see Zhang and Jiang (2008) for a comprehensive review on the topic). One way to accomplish this relies on fault estimation in order to cancel their unwanted effect on the system's dynamics via a suitable change of the control action Polycarpou and Vemuri (1995); Blanke et al. (2006). This is effective in case of actuator or matching faults, and since input-injection attacks satisfy these same conditions, we gather from this idea in order to compensate the attacks in an additive way. In dealing with this task from a distributed perspective, a number of issues may arise in case of sparse interconnections between subsystems. This fundamentally ties with the problem of (partial) input reconstruction Bejarano (2011), as discussed later in the paper. Additionally, results are hereby presented in discrete time, as opposed to the continuous-time case of Barboni et al. (2019).

The paper is structured as follows: in Section 2, the problem is formulated and the attack model is presented; Section 3 provides a short recap of useful results and equations for the detection strategy; in Section 4, the accommodation strategy is presented. Finally, in Section 5 an academic example is given to show the effectiveness of the proposed distributed accommodation strategy.

1.1 Notation

For an ordered index set \mathcal{I} , and a family of matrices $\{M_i \in \mathbb{R}^{n \times m}, i \in \mathcal{I}\}$, $\text{col}_{i \in \mathcal{I}}(M_i)$ denotes the vertical concatenation of said matrices. For brevity, if $x(k)$ is the value of a vector signal x at time k , $x^+ \doteq x(k+1)$ denotes the value at the next time step. Similarly, $x^- \doteq x(k-1)$ denotes the value at the previous time step. For a vector $v \in \mathbb{R}^n$, $v_{[m]}$ denotes its m -th component. For a matrix $M \in \mathbb{R}^{n \times m}$, M^\dagger is its pseudo-inverse. Let $\mathcal{R} \subset \mathcal{X}$ be vector spaces, then \mathcal{X}/\mathcal{R} denotes the quotient space of \mathcal{X} by \mathcal{R} .

2 Problem Statement

We consider a linear time-invariant (LTI) system that can be partitioned into N subsystems, each denoted as SS_i , $i \in \{1, \dots, N\}$. For each subsystem, let \mathcal{N}_i denote the index set of neighbors of SS_i . We model each subsystem as a discrete-time LTI system:

$$\mathcal{S}_i : \begin{cases} x_i^+ = A_i x_i + B_i \tilde{u}_i + \sum_{j \in \mathcal{N}_i} A_{ij} x_j \\ y_i = C_i x_i, \end{cases} \quad (1)$$

where $x_i \in \mathbb{R}^{n_i}$, $\tilde{u}_i \in \mathbb{R}^{m_i}$, and $y_i \in \mathbb{R}^{p_i}$ are the local states, inputs, and outputs, respectively. x_j , $j \in \mathcal{N}_i$ are the neighbors' states which enter the dynamics of SS_i through the interconnection matrix $A_{ij} \in \mathbb{R}^{n_i \times n_j}$.

Each subsystem is managed by a local unit LU_i which contains a diagnoser implementing the proposed attack-detection strategy and a given controller \mathcal{C}_i . Additionally, these units are interconnected along the same topology of the physical interconnections. As shown on the left-hand side of Fig. 1, the attacker is represented by an interconnection block \mathcal{A}_i , which injects signals η_i and γ_i in the control and measurement channels, respectively, according to:

$$\begin{aligned}\tilde{u}_i &= u_i + \eta_i, \\ \tilde{y}_i &= y_i - \gamma_i.\end{aligned}$$

Hence, LU_i receives possibly *attacked* measurements \tilde{y}_i , and yields a control action u_i computed accordingly; on the other hand, the plant SS_i receives the counterfeit control action \tilde{u}_i to which corresponds an *actual* output response y_i .

The attacker's objective is to remain undetected while steering the system's state to a trajectory different from the nominal one, to its own advantage. A particular instance of attacks that are stealthy by design are covert attacks, firstly introduced in Smith (2015) and investigated in the distributed case in the time domain in Barboni et al. (2019).

Definition 1. *The attacker \mathcal{A}_i is covert if the outputs \tilde{y}_i are indistinguishable from the nominal response y_i .* \triangleleft

To perform a covert attack, the attacker implements a model $\tilde{S}S_i$ given by

$$\tilde{S}S_i : \begin{cases} \tilde{x}_i^+ = \tilde{A}_i \tilde{x}_i + \tilde{B}_i \eta_i \\ \gamma_i = \tilde{C}_i \tilde{x}_i, \end{cases} \quad (2)$$

which is used to compute a ‘canceling’ signal γ_i , for a prescribed input injection η_i . Let k_a be the attack onset instant and let the following assumption hold.

Assumption 1. *The attacker has perfect knowledge of the subsystem model, i.e. $(\tilde{A}_i, \tilde{B}_i, \tilde{C}_i) = (A_i, B_i, C_i)$.* \triangleleft

It is shown in (Barboni et al., 2019, Proposition 1) that under Assumption 1, if $\tilde{x}_i(k_a) = 0$, the attacker \mathcal{A}_i is covert at all times. Therefore, any residual generator exploiting only u_i and \tilde{y}_i cannot be used for detection.

We point out that Assumption 1, while being difficult to achieve, represents the worst-case scenario of an omniscient attacker who is perfectly stealthy. Such a condition frames the detection problem as the most difficult, hence the derived results will also hold for easier cases.

For the scope of the present work, the problem is not limited to attack detection – which has been already covered in the referenced works – but rather it focuses on the design of a control input u_i which attenuates the attack's effects. To the best of the authors' knowledge, this is the first time that a solution to this problem in this distributed flavor is proposed. Due to the early stage nature of this branch of research, we consider the ideal case in order to obtain basic conditions under which the proposed strategy is effective, and ignore hereby other issues such as robustness to noise.

3 Detection Architecture

For sake of completeness, we recap the detection architecture presented¹ in Barboni et al. (2019), as well as some important results that are needed for presentation.

¹Extended results including disturbances and detection bounds have been presented in a journal article currently under review.

At a glance, the detection architecture comprises two observers – \mathcal{O}_i^d and \mathcal{O}_i^c – and an alarm mechanism that compares a specially constructed residual to a threshold. Observer \mathcal{O}_i^d is decentralized and computes an estimate \hat{x}_i^d of x_i insensitive to the neighboring states $x_j, j \in \mathcal{N}_i$; \mathcal{O}_i^c instead is distributed and accounts for the neighboring coupling by including communicated estimates $\hat{x}_j^d, j \in \mathcal{N}_i$.

Let us define the estimation errors, where we distinguish between the *actual* errors and the *received* (or *attacked*) ones as follows:

$$\begin{aligned} \epsilon_i^d &\doteq x_i - \hat{x}_i^d, & \tilde{\epsilon}_i^d &\doteq x_i - \tilde{x}_i - \hat{x}_i^d, \\ \epsilon_i^c &\doteq x_i - \hat{x}_i^c, & \tilde{\epsilon}_i^c &\doteq x_i - \tilde{x}_i - \hat{x}_i^c. \end{aligned} \quad (3)$$

Note that the *attacked* errors are in fact those that a diagnoser can compute, as \tilde{y}_i are the available measurements. In fact, the actual errors are not available in any way, but they are still useful for analysis and to quantify the attacker's impact.

By construction, the signal $\tilde{r}_i^c = C_i \tilde{\epsilon}_i^c$ is sensitive to attacks in neighboring systems. Suppose that Subsystem i is under attack, the detection logic is as follows.

- Each $LU_j, j \in \mathcal{N}_i$ computes \tilde{r}_i^c and compares it to a threshold \bar{r}_i . An alarm $\delta_j \neq 0$ is raised if $\|\tilde{r}_i^c\| > \bar{r}_i$.
- δ_i is broadcast to each neighbor; conversely, SS_i receives δ_j from all its neighbors.
- If $\delta_j \neq 0, \forall j \in \mathcal{N}_i$, then LU_i decides that SS_i is under attack.

Remark 1. In Barboni et al. (2019), the alarm variable δ_i was binary. In the present work, instead, $\delta_i \in \mathbb{R}^{n_i}$, as it will take part into the attack accommodation algorithm, as shown in Section 4. \triangleleft

3.1 Decentralized Observer \mathcal{O}^d

The decentralized observer consists of a discrete-time Unknown Input Observer (UIO):

$$\mathcal{O}^d : \begin{cases} z_i^+ = F_i z_i + T_i B_i u_i + (K_i^{(1)} + K_i^{(2)}) \tilde{y}_i \\ \hat{x}_i^d = z_i + H_i \tilde{y}_i. \end{cases} \quad (4)$$

If the existence conditions in Chen et al. (1996) hold, (4) is an UIO for subsystem (1). As such, the error dynamics is described by:

$$\epsilon_i^{d+} = F_i \epsilon_i^d. \quad (5)$$

Result 1 (Barboni et al. (2019)). *Let S_i be under attack, if the UIO conditions and Assumption 1 are satisfied, the following equations hold. The error dynamic of the observer (4) is*

$$\epsilon_i^{d+} = F_i \epsilon_i^d + (A_i - F_i) \tilde{x}_i + B_i \eta_i, \quad (6)$$

while the attacked estimation error defined in (3) is given by

$$\tilde{\epsilon}_i^{d+} = F_i \tilde{\epsilon}_i^d. \quad (7)$$

□

A consequence of (7) is that the estimate does not converge to the actual state of the system, but rather to the difference $x_i - \tilde{x}_i$, as can be seen from (3).

3.2 Distributed Observer \mathcal{O}^c

The distributed observer \mathcal{O}_i^c relies on *decentralized* estimates received over a communication network, and its dynamics is defined as:

$$\begin{aligned} \mathcal{O}^c : \hat{x}_i^{c+} &= A_i \hat{x}_i^c + B_i u_i + L_i (\tilde{y}_i - C_i \hat{x}_i^c) \\ &+ \sum_{j \in \mathcal{N}_i} A_{ij} \hat{x}_j^d. \end{aligned} \quad (8)$$

Let $F_i^c = A_i - L_i C_i$, if both F_i and F_i^c are stable, then the estimate \hat{x}_i^c converges to the subsystem's state in attack-free conditions. In particular, the following result holds.

Result 2 (Barboni et al. (2019)). *Let S_i be under attack, if Assumption 1 is satisfied. The error dynamics of the observer (8) is*

$$\epsilon_i^{c+} = (A_i - L_i C_i) \epsilon_i^c + B_i \eta_i + L_i \gamma_i + \sum_{j \in \mathcal{N}_i} A_{ij} \epsilon_j^d,$$

where ϵ_j^d is given by (5), (6). Conversely, the attacked estimation error is given by

$$\tilde{\epsilon}_i^{c+} = (A_i - L_i C_i) \tilde{\epsilon}_i^c + \sum_{j \in \mathcal{N}_i} A_{ij} \epsilon_j^d. \quad (9)$$

□

Eq. (9) holds also when the system is not under attack. It can be seen that the received error (and hence the residual) depends on the *actual* neighbors' decentralized errors ϵ_j^d . Since under attack ϵ_j^d evolves according to (6), it follows that under reachability conditions of the pairs (F_i^c, A_{ij}) , for all $i \in \mathcal{N}_j$, the error $\tilde{\epsilon}_i^c$ does not converge to 0.

4 Attack Accommodation

This section is devoted to the design of a control action u_i , which compensates for the effect of the attacker in an attacked subsystem SS_i . This strategy is triggered after the attack has been successfully detected and isolated. The accommodation strategy is based on the following observations:

- Since the estimation errors converge in nominal conditions, the error $\tilde{\epsilon}_j^c$, $j \in \mathcal{N}_i$ can be used to define

$$d_j \doteq \sum_{l \in \mathcal{N}_j} A_{jl} \epsilon_l^d = \tilde{\epsilon}_j^{c+} - F_j^c \tilde{\epsilon}_j^c, \quad (10)$$

which we have written in forward form for the sake of convenience. The variable d_j represents the aggregate *actual* error of neighboring systems.

- From (3) we have that:

$$\epsilon_i^d = \tilde{\epsilon}_i^d + \tilde{x}_i.$$

Given that $\tilde{\epsilon}_i^d$ converges to 0, the actual error ϵ_i^d depends directly on the state of the attacker's state \tilde{x}_i , which can be seen as superimposed to the nominal system state x_i^n . Indeed, with initial condition $\tilde{x}_i(k_a) = 0$, the dynamics of SS_i can be decomposed as

$$\begin{cases} (x_i^n + \tilde{x}_i)^+ = A_i(x_i^n + \tilde{x}_i) + B_i \tilde{u}_i + \sum_{j \in \mathcal{N}_i} A_{ij} x_j, \\ y_i = C_i x_i^n, \\ \gamma_i = C_i \tilde{x}_i. \end{cases}$$

In view of these observations, the developed strategy aims at constructing an estimate of the attacker's state using neighboring errors. For this purpose, we redefine the alarm signal introduced in Section 3 using (10) as:

$$\delta_j = \begin{cases} d_j^- & \text{if } \|\tilde{\epsilon}_j^c\| > \theta_j, \\ 0 & \text{otherwise,} \end{cases}$$

for some suitable threshold θ_j . Suppose that SS_i is under attack; if $d_j \neq 0$, $\forall j \in \mathcal{N}_i$, then the attack is detected in the same way as previously presented.

A one-step lag estimate of \hat{x}_i^- of \tilde{x}_i can be obtained by solving the following Least Squares (LS) problem:

$$\hat{x}_i^- = \arg \min_{\xi} \left\{ \frac{1}{N_i} \sum_{j \in \mathcal{N}_i} \|\delta_j - A_{ji} \xi\|_2^2 \right\}. \quad (11)$$

The solution to (11) is given by:

$$\hat{x}_i^- = \left(\sum_{j \in \mathcal{N}_i} A_{ji}^\top A_{ji} \right)^{-1} \left(\sum_{j \in \mathcal{N}_i} A_{ji}^\top \delta_j \right).$$

Remark 2. *With respect to just performing attack detection, the designed accommodation strategy requires that the local diagnoser also knows the outbound interconnection matrices A_{ji} .* \triangleleft

Remark 3. *Let $\delta_i \doteq \text{col}_{j \in \mathcal{N}_i}(\delta_j)$ and $\mathbf{A}_i \doteq \text{col}_{j \in \mathcal{N}_i}(A_{ji})$. Then problem (11) can be equivalently reformulated in matrix form as:*

$$\hat{x}_i^- = \arg \min_{\xi} \|\delta_i - \mathbf{A}_i \xi\|_2^2,$$

for which standard solution techniques can be applied. \triangleleft

Uniqueness of the estimate depends on well-known rank conditions on \mathbf{A}_i , which we refer to as the *aggregate interconnection matrix*. We defer discussion to the respective subsections.

To further develop our analysis, consider (1) and a control action of the form

$$u_i = K_i(\hat{x}_i^d + \hat{x}_i^-) + \sum_{j \in \mathcal{N}_i} K_{ij} \hat{x}_j^d - \hat{\eta}_i. \quad (12)$$

Matrices K_{ij} can be optimally chosen Šiljak (1978) to minimize the effects of neighbors on the local dynamics. Without loss of generality, since our analysis focuses on attack compensation on SS_i , we can assume exact ‘‘cancellation’’ of neighboring states. Let $\epsilon_i^a \doteq \tilde{x}_i - \hat{x}_i^-$ and $\epsilon_i^\eta \doteq \eta_i - \hat{\eta}_i$, we have that:

$$\begin{aligned} x_i^+ &= A_i x_i + B_i K_i(\hat{x}_i^d + \hat{x}_i^-) + B_i(\eta_i - \hat{\eta}_i) \\ &\quad + \sum_{j \in \mathcal{N}_i} (A_{ij} + B_i K_{ij}) x_j - \sum_{j \in \mathcal{N}_i} B_i K_{ij} \epsilon_j^d \\ &= A_i x_i + B_i K_i(x_i - \tilde{\epsilon}_i^d - \tilde{x}_i + \hat{x}_i^-) + B_i \epsilon_i^\eta \\ &\quad + \sum_{j \in \mathcal{N}_i} (A_{ij} + B_i K_{ij}) x_j - \sum_{j \in \mathcal{N}_i} B_i K_{ij} \epsilon_j^d \\ &= (A_i + B_i K_i) x_i + \sum_{j \in \mathcal{N}_i} (A_{ij} + B_i K_{ij}) x_j + B_i \epsilon_i^\eta \\ &\quad - B_i K_i \epsilon_i^a - B_i K_i \tilde{\epsilon}_i^d - \sum_{j \in \mathcal{N}_i} B_i K_{ij} \epsilon_j^d. \end{aligned} \quad (13)$$

In (13), K_i can be designed to achieve asymptotic closed-loop stability, and, with proper design of the UIOs, the respective error terms are asymptotically vanishing. In this case, the attacked subsystem is still driven not only by the attacker’s internal state, but also by the injected input η_i . This entails the necessity of reconstructing such an input from the estimate \hat{x}_i^- that has been computed.

Remark 4. *Although no assumptions are made on the controller, (12) is presented to simplify the analysis in the case of linear control. In fact, the proposed accommodation strategy consists of an additive input $\hat{\eta}_i$ and an additive estimate compensation \hat{x}_i^- , which can in principle be used in several control designs.* \triangleleft

4.1 Full-rank Aggregate Interconnection

If rank $\mathbf{A}_i = n_i$, then the solution to (11) is unique, and we have that

$$\hat{x}_i^- = \tilde{x}_i^-.$$

As a result, the error term ϵ_i^a obeys the dynamics

$$\epsilon_i^{a+} = \tilde{A}_i \epsilon_i^a + \tilde{B}_i \Delta \eta_i,$$

where $\Delta \eta_i = \eta_i - \eta_i^-$. It is possible to obtain an estimate $\hat{\eta}_i$ which solves the input reconstruction problem relative to the dynamics (2) for a known \tilde{x}_i^- .

Definition 2 (Relative degree). Consider a linear system of the form (1). Let c_l be the l -th row of matrix C_i ; if there exist integers r_l such that

$$C_i A_i^k B_i = 0, C_i A_i^{r_l-1} B_i \neq 0, \forall k < r_l - 1$$

and

$$\text{rank} \begin{bmatrix} c_1 A_i^{r_1-1} B_i \\ \vdots \\ c_p A_i^{r_{p_i}-1} B_i \end{bmatrix} = m_i$$

then $r = [r_1, \dots, r_{p_i}]$ is called the relative degree of system (1). \triangleleft

Let us define the stacked vector of the attacker's state and inject input estimates

$$\hat{\mathbf{x}}_i \doteq \text{col}_{t \in \{1, \dots, r\}} (\hat{x}_i(k-t)), \hat{\boldsymbol{\eta}}_i \doteq \text{col}_{t \in \{1, \dots, r\}} (\hat{\eta}_i(k-t-1)),$$

respectively, and the input-to-state dynamic matrix Ψ_i Edelmayer et al. (2004):

$$\Psi_i \doteq \begin{bmatrix} B_i & 0 & \dots & 0 \\ A_i B_i & B_i & \dots & 0 \\ \vdots & \vdots & \ddots & \vdots \\ A_i^{r-1} B_i & A_i^{r-2} B_i & \dots & B_i \end{bmatrix},$$

where $r \geq n_i$. Then, we can state the following.

Proposition 1. The injected signal $\eta_i(k)$ can be estimated in finite time if and only if system (2) is left-invertible. Furthermore,

$$\hat{\boldsymbol{\eta}}_i = \Psi_i^\dagger \hat{\mathbf{x}}_i \quad (14)$$

and

$$\hat{\eta}_i(k) = \eta_i(k - r_0 - 1) = \hat{\boldsymbol{\eta}}_{i[r]} \quad (15)$$

□

Proof. If system (2) is left-invertible, then $\hat{\mathbf{x}}_i = \Psi_i \hat{\boldsymbol{\eta}}_i$ admits a unique solution, given by (14). The delay in the input estimate (15) follows by Definition 2, with c_i taken as the canonical euclidean basis vectors. In this, r_0 is the largest component of the vector relative degree, i.e.

$$r_0 = \max_{l \in \{1, \dots, r_{p_i}\}} (r_l).$$

The additional lag step is given by the intrinsic delay in the estimate \hat{x}_i . \square

Remark 5. The left-invertibility condition necessary to obtain $\hat{\boldsymbol{\eta}}_i$ is implied by existence conditions for the UIO \mathcal{O}_i^d Hou and Patton (1998), hence no further assumptions are made on the problem setting. \triangleleft

In this case, from an analytical point of view, the compensation mismatch depends on differences of the attacker's input signal because of the intrinsic delay of the estimation procedure. For constant injected inputs, e.g. steady offsets, it follows that attack compensation is exact.

Remark 6. Notice that $\text{rank } A_{ji} = n_i, \forall j \in \mathcal{N}_i \Rightarrow \text{rank } \mathbf{A}_i = n_i$, but the converse is not true in general. \triangleleft

4.2 Low-rank Aggregate Interconnection

In this subsection, we consider the case $\text{rank } \mathbf{A}_i < n_i$. This is attained when a subset of the components of x_i does not influence the neighbors. More formally, the aggregate interconnection is low-rank if $\exists g_i \in \mathbb{N}$ such that

$$\dim \left(\bigcap_{j \in \mathcal{N}_i} \ker A_{ji} \right) = g_i > 0.$$

We can introduce a decomposition of the state space \mathbb{R}^{n_i} into a *non-interacting* subspace $X_i^\perp \doteq \ker \mathbf{A}_i$ and an *interacting* one $X_i^\parallel \doteq \mathbb{R}^{n_i}/X_i^\perp$. Clearly, we have that $\dim X_i^\parallel = n_i - g_i$. Consequently, we can define respective canonical projections of \mathbb{R}^{n_i} onto these subspaces, and in particular we consider $P_i : \mathbb{R}^{n_i} \rightarrow X_i^\parallel$.

With this projection, the solution of the LS problem will be exact only on the interacting subspace. In particular, we have that

$$\begin{aligned}\hat{\tilde{x}}_i^{\parallel -} &\doteq P_i \hat{\tilde{x}}_i^- = P_i \tilde{x}_i^-, \\ \hat{\tilde{x}}_i^{\perp -} &\doteq (I - P_i) \hat{\tilde{x}}_i^- = 0.\end{aligned}$$

By means of this projection, it is possible to reframe the problem as the input reconstruction for the system

$$\tilde{S}S_i^\parallel : \begin{cases} \tilde{x}_i^+ = \tilde{A}_i \tilde{x}_i + \tilde{B}_i \eta_i \\ \tilde{x}_i^\parallel = P_i \tilde{x}_i, \end{cases} \quad (16)$$

where the second equation is considered as the system output. The input-output matrix can be rewritten as

$$\Psi_i^\parallel \doteq \begin{bmatrix} P_i A_i^{r_0-1} B_i & 0 & \dots & 0 \\ P_i A_i^{r_0} B_i & P_i A_i^{r_0-1} B_i & \dots & 0 \\ \vdots & \vdots & \ddots & \vdots \\ P_i A_i^{r-1} B_i & P_i A_i^{r-2} B_i & \dots & P_i A_i^{r_0-1} B_i \end{bmatrix},$$

where $r \geq n_i$ and $r_0 = \max_{l \in \{1, \dots, r_{p_i}\}}(r_l)$ is the maximum relative degree of (16).

Definition 3 (Trentelman et al. (2012)). *The constant $\lambda \in \mathbb{C}$ is an (A, C) -unobservable eigenvalue if $\text{rank} \begin{bmatrix} \lambda I - A \\ C \end{bmatrix} < n$, with $n = \dim A$.* \triangleleft

Proposition 2. *The input $\eta_i(k)$ in (16) can be estimated in finite time if and only if the set of invariant zeros of $\tilde{S}S_i^\parallel$ is identical to the set of (\tilde{A}_i, P_i) -unobservable eigenvalues. Furthermore,*

$$\hat{\eta}_i = \left(\Psi_i^\parallel \right)^\dagger \hat{\tilde{x}}_i^\parallel \quad (17)$$

and

$$\hat{\eta}_i(k) = \eta_i(k - r_0 - 1) = \hat{\eta}_{i[r]} \quad (18)$$

□

Proof. Using (Bejarano et al., 2009, Theorem 4.10), we ensure that (16) is left invertible. In that case, (17) admits a unique solution. The remaining considerations follow those in Proposition 1. \square

Finally, reusing $\hat{\eta}_i$ in (16) allows for a forward estimation of \tilde{x}_i^\perp . In fact, by definition, such part of the state does not *directly* affect the neighboring dynamics and hence the communicated errors. As a result, the only way of reconstructing the entire \tilde{x}_i is via the state update equation of the local attacker's model (2).

Remark 7. *The decomposition method presented in this subsection can be related to Bejarano (2011), where however the problem statement is different. Despite the differences in the setting, in the cited work, the input matrix (in the present case, the outbound interconnection) is decomposed onto orthogonal subspaces, and partial left-invertibility conditions are developed for the decomposed system.* \triangleleft

5 Simulation Example

We show the effectiveness of the proposed method on a simple numerical example on regulation. This example is meant to illustrate the practicality of the proposed procedure.

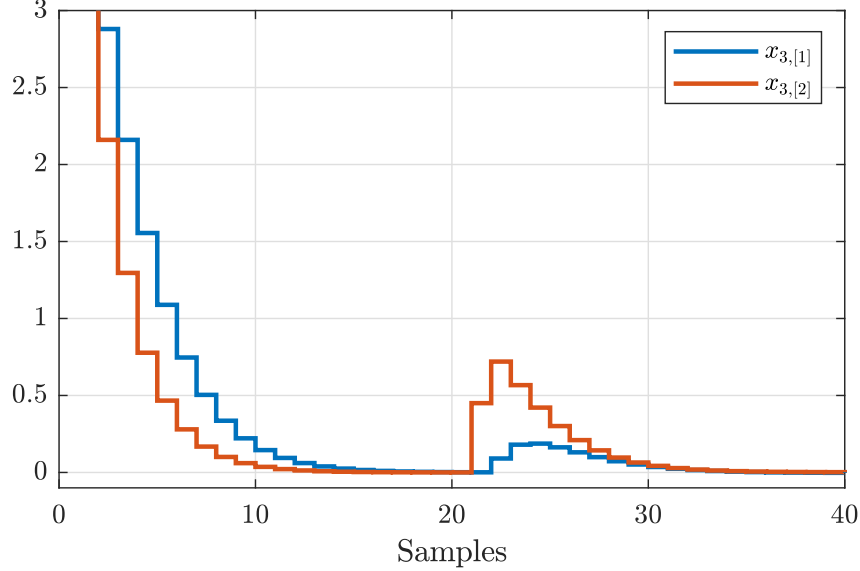


Figure 2: State trajectories of SS_3 (full rank interconnection).

The overall system comprises $N = 5$ subsystems and the topology is described the following neighbors sets: $\mathcal{N}_1 = \{2, 3\}$, $\mathcal{N}_2 = \{1, 3, 4\}$, $\mathcal{N}_3 = \{1, 2\}$, $\mathcal{N}_4 = \{1, 2, 5\}$, $\mathcal{N}_5 = \{4\}$. We consider the full and low rank interconnection cases, and for both we use the following subsystem's dynamics. $\forall i \in \{1, \dots, N\}$:

$$A_i = \begin{bmatrix} 0.4 & 0.2 \\ 0 & 0.3 \end{bmatrix} \quad B_i = \begin{bmatrix} 0 \\ 1 \end{bmatrix} \quad C_i = I \quad D_i = 0.$$

Choice of A_{ij} will be presented in two separate examples in the following subsections. Individual pairs of observers are designed for the two systems, as presented in Section 3. Each system implements a control law of the form (12), which optimally decouples the neighboring dynamics and achieves a prescribed rate of convergence.

For simplicity and without loss of generality, all subsystems implement the same dynamics and the same interconnection. At time $k_a = 20$, SS_3 is covertly attacked according to the model presented in Section 2. The attacker's objective is to introduce a steady-state error into the regulator.

5.1 Full Rank Interconnections

For this case, the interconnection matrix is chosen as

$$A_{ij} = \begin{bmatrix} 0.1 & 0 \\ 0 & -0.01 \end{bmatrix}.$$

Results for this example can be seen in Fig. 2 and 3. In the former, components of the true state are shown, and it is possible to see that the effect of the attack is compensated according to the controller's dynamics with a certain delay. This delay is particularly evident in Fig. 3: in the left-hand side figure, the one-step delay intrinsic in the computation of \hat{x}_3 is shown. This translates into an $r_0 + 1$ delay for the computation of $\hat{\eta}_3$, as depicted on the right-hand side of Fig. 2.

5.2 Low Rank Interconnections

In this case, the interconnection matrix is chosen as

$$A_{ij} = \begin{bmatrix} 0.1 & 0 \\ -0.1 & 0 \end{bmatrix}.$$

As in the previous subsection, the results can be seen in Fig. 4 and 5. It can be noticed how the performance of the accommodated system is not particularly different from that obtained in the full

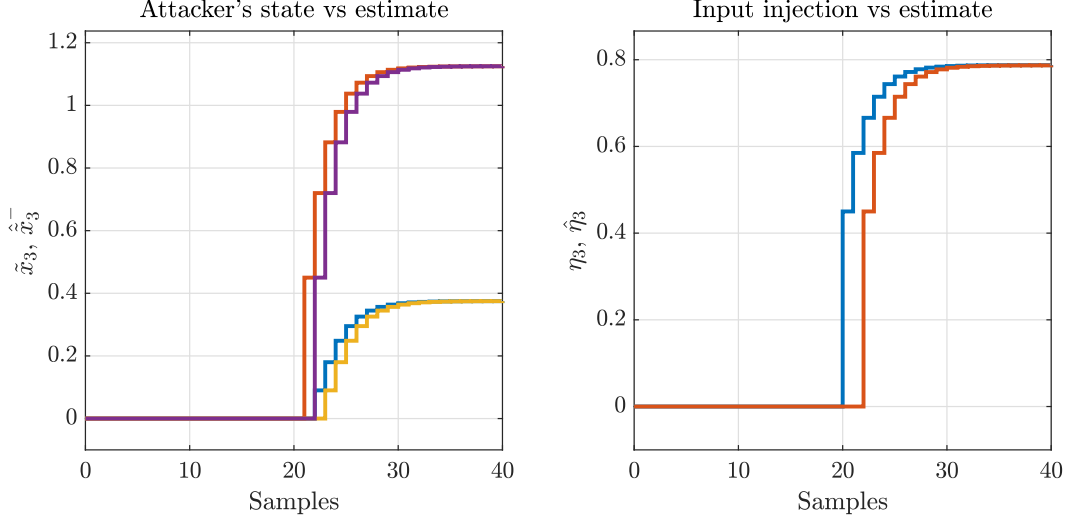


Figure 3: (left) Attacker's state trajectories and LS estimates; (right) Actual injected signal η_3 and reconstructed estimate $\hat{\eta}_3$ (full rank interconnection).

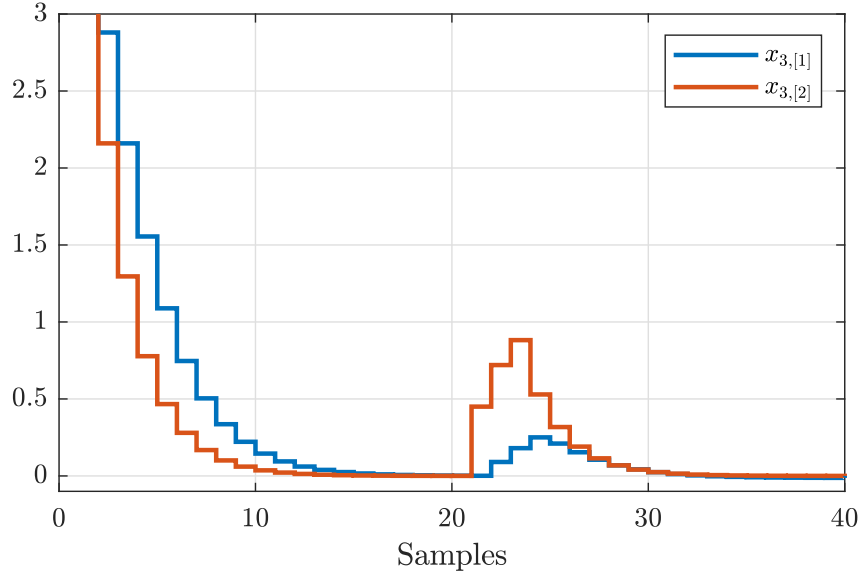


Figure 4: State trajectories of SS_3 (low rank interconnection).

rank case. On the other hand, the estimation of the attacker's state \tilde{x}_3 is affected by a longer delay, as shown in the left-hand side of Fig. 5. These estimates are obtained using the reconstructed input as computed by (18), and which are shown in the right-hand side of the picture.

6 Conclusions and Future Work

In this paper, a novel distributed methodology for accommodation of stealthy local attacks in interconnected systems is presented. To the best of the authors' knowledge, this is the first time a step is done in this direction, and the approach can be in principle applied to other cases where locally unobservable states have no effects on residuals. Given the early stage nature of the presented methodology, additional work is being done on characterizing robustness and the impact of noise and disturbances on the estimates.

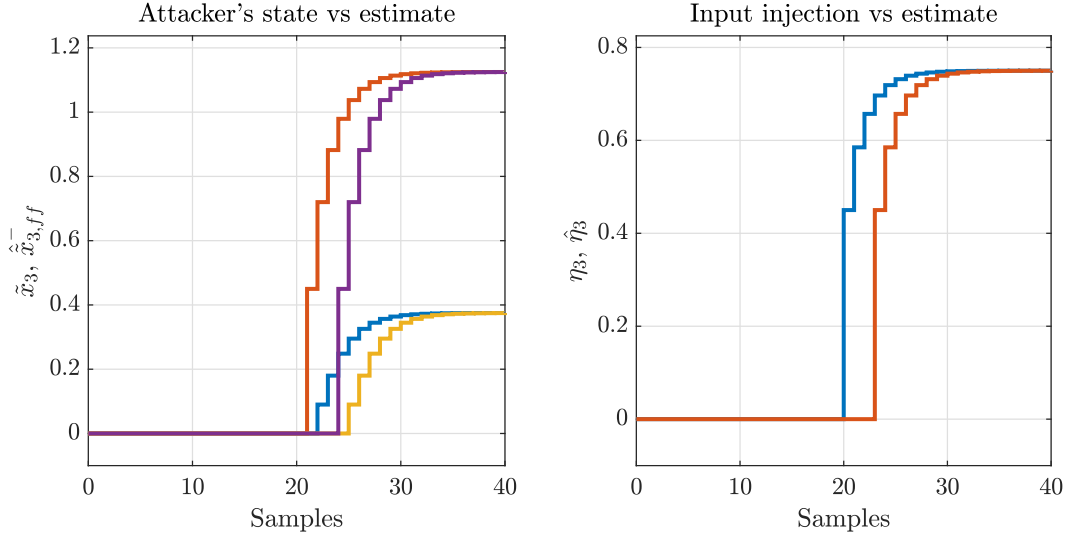


Figure 5: (left) Attacker's state trajectories and LS estimates; (right) Actual injected signal η_3 and reconstructed estimate $\hat{\eta}_3$. Notice the longer delay needed due to the projection procedure (low rank interconnection).

Acknowledgments

This work has been partially supported by the EPSRC Centre for Doctoral Training in High Performance Embedded and Distributed Systems (HiPEDS, Grant Reference EP/L016796/1), the European Union's Horizon 2020 Research and Innovation Programme under grant agreement No. 739551 (KIOS CoE), and by the Italian Ministry for Research in the framework of the 2017 Program for Research Projects of National Interest (PRIN), Grant no. 2017YKXYXJ.

References

- R. Anguluri, V. Katewa, and F. Pasqualetti. Centralized versus decentralized detection of attacks in stochastic interconnected systems. *IEEE Transactions on Automatic Control*, 2019.
- A. Barboni, H. Rezaee, F. Boem, and T. Parisini. Distributed detection of covert attacks for interconnected systems. In *Proceedings of the European Control Conference*, pages 2240–2245, Naples, Italy, 2019.
- F. J. Bejarano. Partial unknown input reconstruction for linear systems. *Automatica*, 47(8):1751–1756, 2011.
- F. J. Bejarano, L. Fridman, and A. Poznyak. Unknown input and state estimation for unobservable systems. *SIAM Journal on Control and Optimization*, 48(2):1155–1178, 2009.
- M. Blanke, M. Kinnaert, J. Lunze, and M. Staroswiecki. *Diagnosis and fault-tolerant control*. Springer, 2006.
- F. Boem, R. M. G. Ferrari, C. Keliris, T. Parisini, and M. M. Polycarpou. A distributed networked approach for fault detection of large-scale systems. *IEEE Transactions on Automatic Control*, 62(1):18–33, 2017.
- J. Chen, R. J. Patton, and H.-Y. Zhang. Design of unknown input observers and robust fault detection filters. *International Journal of Control*, 63(1), 1996.
- P. Cheng, L. Shi, and B. Sinopoli. Guest editorial special issue on secure control of cyber-physical systems. *IEEE Transactions on Control of Network Systems*, 4(1):1–3, 2017.
- S. M. Dibaji, M. Pirani, D. B. Flamholz, A. M. Annaswamy, K. H. Johansson, and A. Chakraborty. A systems and control perspective of CPS security. *Annual Reviews in Control*, 47:394–411, 2019.

- A. Edelmayer, J. Bokor, Z. Szabo, and F. Szigeti. Input reconstruction by means of system inversion: A geometric approach to fault detection and isolation in nonlinear systems. *International Journal of Applied Mathematics and Computer Science*, Vol. 14, n(2):189–199, 2004.
- A. J. Gallo, M. S. Turan, F. Boem, T. Parisini, and G. Ferrari-Trecate. A distributed cyber-attack detection scheme with application to DC microgrids. *IEEE Transactions on Automatic Control*, 2020. To Appear.
- M. Hou and R. J. Patton. Input observability and input reconstruction. *Automatica*, 34(6):789–794, 1998.
- R. M. Lee, M. J. Assante, and T. Conway. Analysis of the cyber attack on the Ukrainian power grid. *SANS Industrial Control Systems*, 2016.
- M. M. Polycarpou and A. T. Vemuri. Learning methodology for failure detection and accommodation. *IEEE control systems magazine*, 15(3):16–24, 1995.
- I. Shames, A. M. Teixeira, H. Sandberg, and K. H. Johansson. Distributed fault detection for interconnected second-order systems. *Automatica*, 47(12):2757–2764, 2011.
- D. D. Šiljak. *Large-scale dynamic systems: stability and structure*. North Holland, 1978.
- R. S. Smith. Covert misappropriation of networked control systems: Presenting a feedback structure. *IEEE Control Systems*, 35(1):82–92, 2015.
- B. Sobczak. Denial of service attack caused grid cyber disruption: DOE, 2019.
- H. L. Trentelman, A. A. Stoorvogel, and M. Hautus. *Control theory for linear systems*. Springer Science & Business Media, 2012.
- Y. Zhang and J. Jiang. Bibliographical review on reconfigurable fault-tolerant control systems. *Annual Reviews in Control*, 32(2):229 – 252, 2008.