

Robust Causal Inference Under Covariate Shift via Worst-Case Subpopulation Treatment Effects

Sooky Jeong¹ Hongseok Namkoong²

¹Department of Economics, Stanford University

²Decisions, Risks, and Operations Division, Columbia Business School

sookyo@stanford.edu, hn2369@columbia.edu

Abstract

We propose the worst-case treatment effect (WTE) across all subpopulations of a given size, a conservative notion of topline treatment effect. Compared to the average treatment effect (ATE), whose validity relies on the covariate distribution of collected data, WTE is robust to unanticipated covariate shifts, and positive findings guarantee uniformly valid treatment effects over subpopulations. We develop a semiparametrically efficient estimator for the WTE, leveraging machine learning-based estimates of the heterogeneous treatment effect and propensity score. By virtue of satisfying a key (Neyman) orthogonality property, our estimator enjoys central limit behavior—oracle rates with true nuisance parameters—even when estimates of nuisance parameters converge at slower rates. For both randomized trials and observational studies, we establish a semiparametric efficiency bound, proving that our estimator achieves the *optimal* asymptotic variance. On real datasets where robustness to covariate shift is of core concern, we illustrate the non-robustness of ATE under even mild distributional shift, and demonstrate that the WTE guards against brittle findings that are invalidated by unanticipated covariate shifts.

1 Introduction

Driven by recent progress, predictive models are increasingly used to evaluate impacts of high-stake interventions in medicine, policy-making, economics, operations, and technology. In order to make reliable inference and reach optimal decisions, it is crucial to see beyond correlations and evaluate fundamental causal effects. For example, a simple prediction model may erroneously claim that admission to the neonatal intensive care unit (NICU) has adverse effects for newborns, reading off of positive associations between admission and adverse survival outcomes. In order to avoid such spurious conclusions, counterfactual reasoning is required to infer causal effects.

We use the potential outcomes notation to denote counterfactual outcomes. Focusing on binary treatments for simplicity, let $Y(1)$ and $Y(0)$ be (real-valued) outcomes corresponding to treatment and control respectively [112, 71, 114]. To evaluate the causal effect of a treatment, a standard goal is to estimate the *average treatment effect (ATE)*

$$\text{ATE} := \mathbb{E}[Y(1) - Y(0)] = \mathbb{E}_{X \sim P_X} [\mu^*(X)] \quad \text{where} \quad \mu^*(X) := \mathbb{E}[Y(1) - Y(0)|X]. \quad (1)$$

The ATE is an average of $\mu^*(X)$, the *conditional average treatment effect (CATE)*, under the data-generating distribution $X \sim P_X$. Letting $Z \in \{0, 1\}$ be the assigned treatment, we only observe the outcome $Y := Y(Z)$ associated with the assigned treatment, with corresponding pretreatment covariates $X \in \mathbb{R}^d$. In particular, the counterfactual outcome $Y(1 - Z)$ is always missing.

Evaluation of clinical treatments, policy programs, and tech products are universally based on statistical inference of the ATE (1), a de facto standard practice. However, this practice is only

effective when the data-generating distribution P_X is representative of the overall population of interest, a requirement that is frequently violated. Data is often collected from a particular set of geospatial locations, and may not represent the population of interest [65, 21, 40, 116, 136]. As a basic illustration, consider an experiment to evaluate the effect of access to Medicaid on emergency department visits for low-income adults in Oregon, 2008 [133]. Figure 1a) plots the demographic compositions of low-income adults in Oregon and Texas over different time periods, which vary up to fivefold over different points in space and time.

In addition to natural covariate shift, datasets generated from both randomized and observational studies often lack diversity, leading the average treatment effect (1) to fail to detect adverse effects on underrepresented minority groups. Although elderly patients over the age of 65 account for 61% of new cancer cases and 70% of all cancer deaths, they comprised only 25% of oncology trial participants between 1993 and 1996 [122]. Similarly, out of 10,000+ cancer clinical trials funded by the National Cancer Institute, less than 2% focused on racial minorities, and less than 5% of participants were non-white [32].

When there is heterogeneity in the treatment effect across subpopulations, the mismatch between the data-generating distribution and overall population of interest leads to pronounced failures. This is common in high-stakes applications such as medicine, where effects of medical treatments vary over patient-specific characteristics and socioeconomic demographic variables [76, 56, 16, 17, 44, 28, 43]. Symptoms and contributing factors of cardiovascular disease, cancer, and diabetes change across different age and ethnic groups in significant ways [86], and elderly patients have worse outcomes from surgeries and are prone to adverse effects caused by comorbidities and concomitant drugs. Even large-scale randomized trials in medicine lose validity under covariate shift, since ATE estimates cannot evaluate treatment effects on the overall population due to bias in selection into the study [119]. A prominent example is the ACCORD [1] and SPRINT [127] trials that studied effects of treatments to lower blood pressure on cardiovascular disease. Despite the large sample sizes— $n = 4733$ for ACCORD, and $n = 9361$ for SPRINT—the topline conclusions of the two studies had different signs, and the mechanism behind the difference could not be explained by experts even ex-post [16].

To account for heterogeneity, a simple subgroup analysis is often used to complement topline ATE estimates. Identifying disadvantaged subgroups a priori, however, is a challenging task since adversarially affected groups are often determined by a combination of multiple demographic characteristics like race, gender, age, income, and genetic traits. Figure 1b) illustrates this difficulty, where we plot the effect of access to Medicaid on emergency department visits for low-income adults in the Oregon Health Insurance Experiment [133]. We observe that while employed females see a decrease in emergency visits due to access to Medicaid, unemployed females, or employed males see an increase. Such nontrivial intersectionality in heterogeneous treatment effects makes it difficult to define subgroups to analyze prior to the study.

Another approach is to directly estimate the CATE $\mu^*(X)$, and adaptively find potential subgroups that exhibit heterogeneity. Recently, various statistical procedures using machine learning (ML) models have been developed to estimate the CATE [48, 129, 76, 6, 98, 120, 95, 141, 84]. While recent progress shows promise in fine-grained evaluation of varying treatment effects, ML models are no panacea. They are optimized for average-case performance on the collected data, and perform poorly on minority subpopulations determined by race, gender, and age [4, 62, 73, 22, 117, 132, 100]. For example, Buolamwini and Gebre [26] report that commercial gender classifiers’ misclassification error on darker-skinned females can be as large as 34%, compared to around 1% error rate

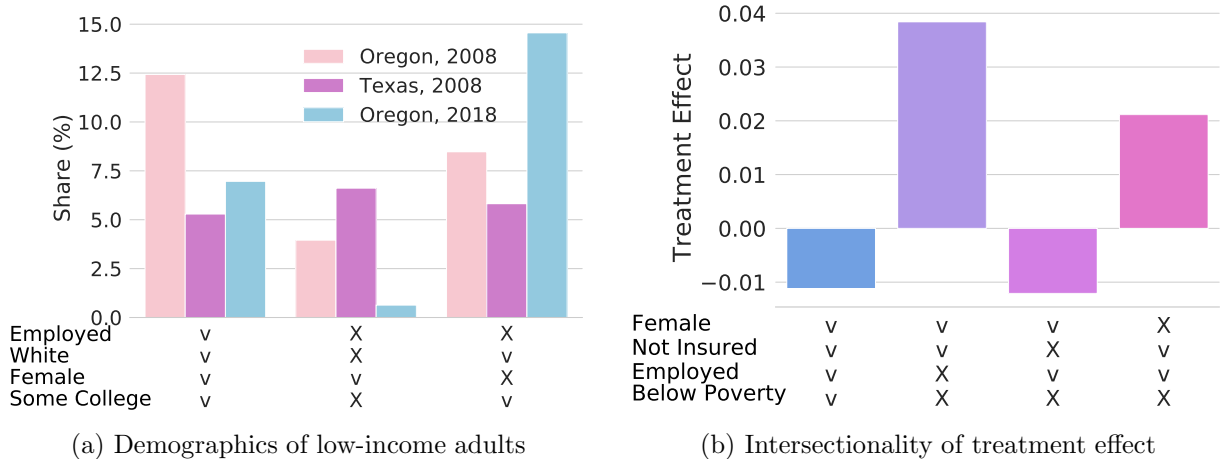


Figure 1: Oregon’s health insurance experiment

on lighter-skinned males. Statistical models lose predictive ability on particular regions of covariates [91], and resulting estimates of CATE are often unreliable, detecting heterogeneity when there is none [102]. Subgroups with heterogeneous treatment effects identified by CATE estimates are often underpowered, and estimates of CATE are sensitive to modeling choices, even when ATE estimates align around the true value [28]. As growing concern on fairness and ethics in the medical community reflects [29, 99, 60, 3], benefits of modern ML models should not come at the expense of underrepresented subpopulations.

Moreover, deploying CATE estimators can be nontrivial when personalized treatments are infeasible due to operational constraints. Societal norms (e.g. fairness concerns) bar economic policies from discriminating over demographic groups, and personalization can require prohibitive amounts of infrastructure and resources. Subgroups may exhibit strategic behavior under personalized policies, rendering previous analysis obsolete.

Motivated by these challenges, we propose the worst-case treatment effect (WTE) across *all subpopulations of a given size*, a conservative notion of topline treatment effect. We consider the set of all demographic subpopulations Q_X of P_X whose size is larger than $\alpha \in (0, 1]$, so that

$$\mathcal{Q}_\alpha := \{Q_X \mid P_X = aQ_X + (1 - a)Q'_X \text{ for some } a \geq \alpha, \text{ and subpopulation } Q'_X\}. \quad (2)$$

As a convention, we assume the desired sign of the treatment effect is negative (the positive case is completely symmetric). We propose and study the worst-case subpopulation treatment effect

$$\text{WTE}_\alpha := \sup_{Q_X \in \mathcal{Q}_\alpha} \mathbb{E}_{X \sim Q_X} [\mathbb{E}[Y(1) - Y(0) | X]]. \quad (3)$$

Compared to the ATE that solely relies on the data-generating distribution P_X , the WTE (3) is robust to unanticipated shifts in the covariate distribution, and findings with respect to the WTE guarantees uniformly valid treatment effects across all subpopulations larger than α . Concretely, if patients with age > 50 , a genetic marker, *and* cardiovascular event history represent at least 30% of the collected data, then $\text{WTE}_{.3} < 0$ guarantees the treatment remains effective over the subgroup.

Building on the literature on semiparametric estimation [18, 137, 33], we develop semiparametrically efficient estimators of WTE_α . Our approach allows flexible use of ML models that estimate effect heterogeneity, and uses them conservatively so that positive findings guarantee the treatment remains effective across all subpopulations of a specified size α . We propose a K -fold cross-fitting

procedure to estimate WTE_α (Section 3), where we split the data into auxiliary ($K - 1$ folds) and main samples (1 fold). On the auxiliary sample, we fit ML models of CATE and use it to estimate the threshold that defines the worst-case subpopulation; on the main sample, we combine estimates of these nuisance parameters to evaluate the treatment effect on the worst-case subpopulation. By switching the role of auxiliary and main samples, we utilize all samples, similar to the cross-fitting procedure for the ATE proposed by Chernozhukov et al. [33].

We demonstrate our method on real datasets where robustness to covariate shift is of core concern: measuring the effects of anti-hypertensives on blood pressure, Medicaid expansion on emergency department visits, and social attitudes towards welfare programs (Section 4). We observe that decisions based on the ATE are often unreliable under natural covariate shifts. On the other hand, our worst-case approach is able to identify disadvantaged subpopulations based on a priori nontrivial demographic groupings, and guards against brittle findings that are invalidated by unanticipated covariate shifts. Even when the analyst does not commit to a single value of α , estimating WTE_α for a range of α 's provides a practical diagnostic for assessing sensitivity of a study's finding to covariate shift. Although estimates of the CATE can vary significantly across sample size and outcome model classes, estimates of WTE_α align around a single value, a (empirical) stability property shared with estimators of ATE.

Specifically, we propose an augmented estimator for WTE_α , analogous to the augmented inverse propensity weighted (AIPW) estimator of the ATE [104, 103, 70, 77]. In Section 3, we exploit the dual representation of the worst-case problem (3) to derive the augmented form of WTE

$$\text{WTE}_\alpha + \mathbb{E} \left[\frac{1}{\alpha} \mathbf{1} \{ \mu^\star(X) \geq P_{1-\alpha}^{-1}(\mu^\star) \} \left(\frac{Z}{e^\star(X)} (Y - \mu_1^\star(X)) - \frac{1-Z}{1-e^\star(X)} (Y - \mu_0^\star(X)) \right) \right],$$

where $\mu_z^\star(x) := \mathbb{E}[Y(z) \mid X = x, Z = z]$ for $z \in \{0, 1\}$ are outcome models, $e^\star(x) := \mathbb{P}(Z = 1 \mid X = x)$ is the propensity score, and $P_{1-\alpha}^{-1}(\mu^\star)$ is the $(1-\alpha)$ -quantile of $\mu^\star(X)$. The augmentation term has mean zero under ignorability ($Y(0), Y(1) \perp\!\!\!\perp Z \mid X$), and allows our estimator to satisfy the *Neyman orthogonality* property [94]: the Gauteaux derivative of the statistical functional with respect to nuisance parameters vanishes in a neighborhood of the true value. As we show in Section 5, this key property allows our augmented estimator to enjoy central limit behavior even when estimates of the (infinite-dimensional) nuisance parameters $\mu_0^\star, \mu_1^\star, e^\star$ converge at slower-than-parameteric rates. In particular, our augmented estimator achieves oracle rates of convergence—as if it used the true nuisance parameters $\mu_0^\star, \mu_1^\star, e^\star$ —without requiring \sqrt{n} -convergence rates on nuisance estimators which limit the complexity of model spaces.

In Section 6, we establish a fundamental hardness result, showing that our augmented estimator achieves the best possible asymptotic variance, i.e., it is a semiparametrically efficient estimator of WTE_α . Our semiparametric efficiency bound also informs design of experiments towards avoiding spurious conclusions that do not hold over subpopulations. Standard statistical power calculations for the ATE give the minimal number of study participants required to detect a specified effect size. Similarly, we can use power calculations provided by our efficiency bound to find the minimal sample size required to detect a specified effect size for the WTE. This guarantees that findings are robust to covariate shift, at the cost of requiring a larger sample size as α becomes smaller.

Overview of technical results Let $\hat{\mu}_0, \hat{\mu}_1, \hat{e}$ be estimators of $\mu_0^\star, \mu_1^\star, e^\star$ satisfying

$$\|\hat{e} - e^\star\|_{L^2(\mathcal{X})} \left(\|\hat{\mu}_0 - \mu_0^\star\|_{L^2(\mathcal{X})} + \|\hat{\mu}_1 - \mu_1^\star\|_{L^2(\mathcal{X})} \right) = o_p(n^{-1/2}) \quad (4a)$$

$$\|\hat{\mu} - \mu^\star\|_{L^\infty(\mathcal{X})} \leq o_p(n^{-1/3}), \quad (4b)$$

where $\hat{\mu} = \hat{\mu}_1 - \hat{\mu}_0$. The first rate requirement (4a) is a standard condition for estimating the ATE [33], and in particular holds when $\|\hat{e} - e^*\|_{L^2(\mathcal{X})} = o_p(n^{-1/4})$ and $\|\hat{\mu}_z - \mu_z^*\|_{L^2(\mathcal{X})} = o_p(n^{-1/4})$ for $z \in \{0, 1\}$. The second condition (4b) requires that the CATE be estimated at a slightly faster rate, which guarantees reliable estimation of tail subpopulations.

Under these slower-than-parametric convergence rates (4) on the nuisance parameters, we show that our cross-fitted augmented estimator $\hat{\omega}_\alpha$ enjoys the central limit theorem $\sqrt{n}(\hat{\omega}_\alpha - \text{WTE}_\alpha) \overset{d}{\rightsquigarrow} N(0, \sigma_\alpha^2)$, and provide a consistent estimator of the asymptotic variance σ_α^2 . In particular, our result allows the construction of confidence intervals for WTE_α with *asymptotically exact coverage*: for a fixed confidence level $1 - \delta$ (e.g. $\delta = .05$),

$$\lim_{n \rightarrow \infty} \mathbb{P} \left(\text{WTE}_\alpha \in \left[\hat{\omega}_\alpha - z_{1-\delta/2} \frac{\hat{\sigma}_\alpha}{\sqrt{n}}, \hat{\omega}_\alpha + z_{1-\delta/2} \frac{\hat{\sigma}_\alpha}{\sqrt{n}} \right] \right) = 1 - \delta,$$

where $z_{1-\delta/2}$ is such that $\mathbb{P}(N(0, 1) \geq z_{1-\delta/2}) = \delta/2$. (One-sided confidence intervals can be similarly constructed.) Since WTE_α is nonlinear in the underlying probability measure, our main asymptotic result (Theorem 1) requires extending the estimating equations framework studied by Chernozhukov et al. [33] (which applies to estimation of the ATE). Using the dual form of the worst-case problem (3), we prove uniform smoothness of the functional WTE_α and leverage tools from empirical process theory to establish our result.

Complementing our methodological development, we derive the semiparametric efficiency bound for estimators of WTE_α . We show that any regular statistical estimator of WTE_α necessarily has asymptotic variance at least σ_α^2 , regardless of whether the true propensity score is known. Hence, the cross-fitted augmented estimator $\hat{\omega}_\alpha$ is semiparametrically efficient, achieving the optimal asymptotic variance in both observational studies and randomized trials.

Notation Let $\mathcal{D} = \mathcal{X} \times \mathcal{Y} \times \{0, 1\}$ be the space of observations. We make the dependence on the underlying probability explicit and write $\mathbb{E}_Q[X]$, except for when $Q = P$. We let F_μ denote the cumulative distribution of $\mu(X)$, and let $P_{1-\alpha}^{-1}(\mu) := \inf\{t : F_\mu(t) \geq 1 - \alpha\}$ be the $(1 - \alpha)$ -quantile of $\mu(X)$; when $\mu(\cdot)$ is random (e.g. estimated from data), the probabilities are taken only over $X \sim P$. $L^q(\mathcal{X})$ is the L^q norm w.r.t. $X \sim P$. For $a_n \in \mathbb{R}$, we write $X_n = O_P(a_n)$ if $\lim_{b \rightarrow \infty} \limsup_n P(|X_n| \geq b \cdot a_n) = 0$, and $X_n = o_P(a_n)$ if $\limsup P(|X_n| \geq b \cdot a_n) = 0 \ \forall b > 0$.

2 Related work

Distribution shifts occur in many different forms across statistics, econometrics, epidemiology, machine learning, and operations research. We provide an abridged review of the literature.

Addressing distributional shift, and thereby establishing external validity of experiments is an active area of research in causal inference; the set of efforts that aim to extend inferences from an experiment to a target population is referred to as generalizability and transportability. We refer readers to Dahabreh and Hernán [38], Bareinboim and Pearl [11] and references therein for a detailed discussion of recent results. Dahabreh and Hernán [38] defines *generalizability* as the “extension of inferences from the trial to a target population that coincides, or is a subset of, the trial-eligible population”, and *transportability* as the “extension of inferences from the trial to a target population that includes individuals who are not part of the trial-eligible population”.

For *generalizability*, many authors have studied selection into study as another “treatment” that satisfies ignorability. These methods adjust estimates of the ATE based on some information about the true population [37, 128, 135, 79, 87]. For example, Stuart et al. [128] and Tipton

[135] use propensity scores of being included in the study to adjust for population bias, assuming that sample selection decisions only depend on observed covariates. Another related framework is meta-analysis [58, 67], which combines findings of multiple studies to provide inference on a larger population; this is complementary to aforementioned works (including ours) that investigate inference based on a single study. To achieve *transportability*, Hotz et al. [72] applies bias-corrected matching methods to predict impact of a program by using observations collected from a different location. In the context of structural causal models, Bareinboim, Pearl and colleagues identify conditions under which transportability is possible in a line of works [9, 10, 11, 12, 96].

Another related literature is domain adaptation, where a prediction model is learned on a supervised data from one domain with the purpose of being used on a pre-specified target domain. These methods reweight the distribution P to adjust for distributional differences between the source and target domains [123, 75, 19, 130, 131, 138]. In statistics, mixture model approaches are frequently used model latent subpopulations directly [2, 49, 90, 27]. When subpopulations of interest are clearly defined and membership is observed, Meinshausen, Buhlmann, and colleagues study models that achieve good prediction performance on all (known) subpopulations [91, 110, 24, 111].

A salient difference between all of these methods and the worst-case subpopulation treatment effect (3) is that WTE_α does not assume knowledge of the target population. Our conservative approach is agnostic to the unknown target population, and provides uniform guarantees of treatment effect as long as the target population comprises of at least size α of the data-collection process, defined in the nonparametric sense (2). This is conceptually related to recent works on distributionally robust optimization in operations research and supervised learning, where models are trained to optimize a worst-case loss over distributional shifts [85, 124, 54, 68, 45, 83, 20], and most closely linked to the worst-case loss studied by Duchi et al. [46] for supervised learning problems.

To measure treatment effects beyond the difference in mean (1), Rothe [109] proposes nonparametric estimators for the difference in the cumulative distribution of potential outcomes, and Kim et al. [80] studies kernel estimates for the L^1 -distance between densities of $Y(1)$ and $Y(0)$. With a similar motivation as ours, Chernozhukov et al. [34] proposes *sorted effects*, a collection of sorted estimates of CATE indexed by percentiles. They develop central limit results for this nonparametric objective, under Donsker conditions (i.e., functional CLT) on CATE estimators. The WTE_α is a tail-average of sorted effects, and our semiparametric approach allows us to show central limit results for our estimator without requiring Donsker conditions on CATE estimators. Our approach is not to be confused with quantile treatment effects [51], which measures the difference between quantiles of $Y(1)$ and $Y(0)$.

A number of authors have recently leveraged Neyman orthogonality in semiparametric inference and statistical learning [33, 35, 144, 53]. Chernozhukov et al. [33] shows that the solution of a Neyman orthogonal estimating equation can be estimated at the usual central limit rate, even when nuisance parameters converge at slower rates. Their results do not apply to our augmented estimator of WTE_α , since it is a nonlinear statistical functional of the underlying probability measure P . Using elaborate tools from empirical process theory, our main result shows that for suitably smooth—uniform Hadamard differentiable—nonlinear statistical functionals, orthogonality still allows insensitivity to estimation error in nuisance parameters. Foster and Syrgkanis [53] studies statistical learning problems with nuisance components, and shows insensitivity to nuisance parameter estimation error for their two-stage learn-then-optimize procedure. In contrast to their learning setting, we are interested in estimating the *optimal objective value* given by the WTE_α (3), and our augmented estimator is designed specifically to be orthogonal for this purpose.

3 Approach

We begin our discussion by deriving a dual representation for the WTE (3), reformulating the primal problem (3) over (infinite dimensional) covariate distributions $Q_X \in \mathcal{Q}_\alpha$, to a dual over an one-dimensional threshold on the CATE $\mu^*(X) = \mathbb{E}[Y(1) - Y(0) \mid X]$. The dual representation shows an equivalence between worst-case subpopulation performance and tail-average (conditional value-at-risk). We rely on this relationship heavily to derive our augmented estimator, and in proving its asymptotic properties.

Using the likelihood ratio $L(X) := \frac{dQ_X}{dP_X}$, we can rewrite WTE_α (3) as

$$\text{WTE}_\alpha = \sup_{L: \mathcal{X} \rightarrow [0, \alpha^{-1}] \text{ meas.}} \{ \mathbb{E}_{X \sim P_X} [L(X) \mu^*(X)] : \mathbb{E}_{X \sim P_X} [L(X)] = 1 \}.$$

Unless otherwise specified, all expectations are taken with respect to the data-generating distribution P . The following lemma is a consequence of Shapiro et al. [121, Example 6.19] and Rockafellar and Uryasev [105], and was most recently used by Duchi et al. [46] to formulate a worst-case risk for supervised learning. We write $\mathbb{E}[\cdot] = \mathbb{E}_{X \sim P_X}[\cdot]$ to ease notation below.

Lemma 1. *Let $P_{1-\alpha}^{-1}(\mu^*)$ be the $(1 - \alpha)$ -quantile of $\mu^*(X)$, and denote $(\cdot)_+ := \max(\cdot, 0)$. If $\mathbb{E}[\mu^*(X)_+] < \infty$, then*

$$\text{WTE}_\alpha = \inf_{\eta \in \mathbb{R}} \left\{ \frac{1}{\alpha} \mathbb{E}(\mu^*(X) - \eta)_+ + \eta \right\} = \mathbb{E}[\mu^*(X) \mid \mu^*(X) \geq P_{1-\alpha}^{-1}(\mu^*)].$$

The dual problem is over the threshold η , and the optimal dual solution is attained at $P_{1-\alpha}^{-1}(\mu^*)$, giving the second equality in the preceding display. This tail-average is known as the conditional value-at-risk, a common risk measure in portfolio optimization. The dual shows the worst-off subpopulation is those who get disproportionately and adversely affected by the treatment, measured by X such that $\mu^*(X) \geq P_{1-\alpha}^{-1}(\mu^*)$.

Example To illustrate how the WTE (3) accounts for heterogeneity across subpopulations, consider $\mu^*(X) \sim N(-.1, 1)$, so that there is substantial heterogeneity across covariates. Although the $\text{ATE} = -.1$ suggests a negative treatment effect, elementary calculations show $\text{WTE}_{.9} = 0.095 \approx -\text{ATE}$; for 90% of the population, the treatment effect is the opposite to the ATE. The contrast becomes stark as α decreases: we have $\text{WTE}_{.5} = 0.698$, meaning for 50% of the population, the treatment effect goes in the reverse direction of the ATE, with magnitude larger by sevenfold.

The modeling choice of α in the definition (3) is an important one, and it should be informed by domain knowledge. For example, the analyst may reason about the level of bias anticipated in the data collection process, or compare basic demographic characteristics of the study population with the overall population to select α . In the latter approach, positive findings with the chosen level of α guarantees uniformly valid treatment effects not only over the basic demographic characteristics considered in the selection of α , but over all minority subpopulations of the same size. The choice of α should also take into account the number of data available: as α becomes smaller, inference becomes difficult as demonstrated in our semiparametric efficiency bound in Section 6. This modeling decision is akin to choosing the radius of the uncertainty set in (distributionally) robust optimization, or the risk-aversion level in decision-making. Leveraging problem-specific structures (e.g. temporal) that allow a principled choice of α is outside the scope of this work and is an interesting future topic of study.

Even when the analyst does not commit to a single level of α , the WTE offers a practical diagnostic analogous to sensitivity analysis against unobserved confounding [108]. Estimates of WTE_α for a range of α 's can assess the robustness of findings of a study against unanticipated covariate shift. Similar to the design sensitivity, the level of α at which WTE_α crosses a threshold (e.g. 0) is of particular practical interest. We illustrate the diagnostic appeal of our approach on a number of real application scenarios in the next section.

To make identification of causal effects possible, we assume that there is no unobserved confounding, and that there is overlap between the treated and control groups.

Assumption 1 (No unobserved confounding). $Y(0), Y(1) \perp\!\!\!\perp Z \mid X$

Assumption 2 (Overlap). *There exists $c > 0$ such that $\mathbb{P}(e^*(X) \in [c, 1 - c]) = 1$.*

We also assume that units do not interact with each other (no interference), and that we observe i.i.d. units $D_i = (X_i, Y_i, Z_i)$ for $i = 1, \dots, n$; this is referred to as the stable unit treatment value assumption (SUTVA [113]). Finally, we require the following standard condition [33] that uniformly bounds the conditional variance of the residuals, for $z \in \{0, 1\}$

Assumption 3 (Bounded residuals). $\mathbb{E}[Y(z)^2] < \infty$, and $\|\mathbb{E}[(Y(z) - \mu_z^*(X))^2 \mid X]\|_{L^\infty(\mathcal{X})} < \infty$

All of the above assumptions are standard, and also required for identification and estimation of the ATE [77].

To derive the augmented estimator for the WTE, rewrite the last expression in Lemma 1

$$\text{WTE}_\alpha = \mathbb{E}[\mu^*(X)h^*(X)] \quad \text{where} \quad h^*(x) := \frac{1}{\alpha} \mathbf{1}\{\mu^*(x) \geq P_{1-\alpha}^{-1}(\mu^*)\}.$$

Treating h^* as a nuisance parameter that determines the worst-off subpopulation, we can derive an augmented form for the WTE_α that admits a *Neyman orthogonal* estimator. Let $D = (X, Y, Z)$ be the tuple of observed data, and (μ_0, μ_1, e, h) be the tuple of nuisance parameters; define the following augmentation term

$$\kappa(D; (\mu_0, \mu_1, e, h)) := h(X) \left(\frac{Z}{e(X)}(Y - \mu_1(X)) - \frac{1 - Z}{1 - e(X)}(Y - \mu_0(X)) \right). \quad (5)$$

By Assumption 1, we have $\mathbb{E}[\kappa(D; \mu_0^*, \mu_1^*, e^*, h^*)] = 0$.

To estimate the nuisance parameters—outcome models $\mu_z^*(x) = \mathbb{E}[Y(0) \mid X = x, Z = z]$ for $z \in \{0, 1\}$, propensity score $e^*(x) = \mathbb{P}(Z = 1 \mid X = x)$, and threshold $h^*(x)$ —we split data into main and auxiliary samples. We fit estimators of nuisance parameters on the auxiliary sample, and combine them conservatively via the augmented dual form (5) to evaluate the treatment effect on the worst-off subpopulation. Our approach is agnostic to the nuisance estimation method, and in particular allows flexible use of machine learning models and nonparametric techniques to estimate μ_z^* and e^* . To estimate the threshold function $h^*(X)$ that determines the worst-case subpopulation, we first compute an estimator \hat{q} of $P_{1-\alpha}^{-1}(\mu^*)$ based on the auxiliary data, and take

$$\hat{h}(x) := \frac{1}{\alpha} \mathbf{1}\{(\hat{\mu}_1 - \hat{\mu}_0)(x) \geq \hat{q}\}.$$

In many applications, large quantities of *unlabeled* covariate observations can be cheaply collected even when *labeled* observations (X, Y, Z) are expensive. An estimator \hat{q} of $P_{1-\alpha}^{-1}(\mu^*)$ can be constructed by evaluating the $(1 - \alpha)$ -quantile of the CATE estimator $\hat{\mu} = \hat{\mu}_1 - \hat{\mu}_0$ on unlabeled

Algorithm 1 Cross-fitting for WTE_α

INPUT: K -FOLD PARTITION $\cup_{k=1}^K I_k = [n]$ OF $\{(X_i, Y_i, Z_i)\}_{i=1}^n$ S.T. $|I_k| = \frac{n}{K}$

For $k \in [K]$

Train nuisance models Using the data $\{D_i\}_{i \in I_k^c}$, fit estimators

1. $\hat{\mu}_{z,k}(\cdot)$ of $\mu_z^*(\cdot) = \mathbb{E}[Y(z) \mid X = \cdot, Z = z]$ for $z \in \{0, 1\}$ (e.g. calibrated predictor of $Y(z)$)
2. $\hat{e}_k(\cdot)$ of $e^*(\cdot) = \mathbb{P}(Z = 1 \mid X = \cdot)$ (e.g. calibrated binary classifier of $Z = 1$ vs. $Z = 0$)
3. $\hat{h}_k(x) := \frac{1}{\alpha} \mathbf{1}\{\hat{\mu}_k(x) \geq \hat{q}_k\}$, where \hat{q}_k is an estimator of $P_{1-\alpha}^{-1}(\mu^*)$

Compute augmented estimator Using the data $\{D_i = (X_i, Y_i, Z_i)\}_{i \in I_k}$, compute

$$\begin{aligned}\hat{\omega}_{\alpha,k} &:= \inf_{\eta} \left\{ \frac{1}{\alpha} \mathbb{E}_{X \sim \hat{P}_k} (\hat{\mu}_k(X) - \eta)_+ + \eta \right\} + \mathbb{E}_{D \sim \hat{P}_k} \left[\kappa \left(D; \hat{\mu}_{0,k}, \hat{\mu}_{1,k}, \hat{e}_k, \hat{h}_k \right) \right] \\ \hat{\sigma}_{\alpha,k}^2 &:= \frac{1}{\alpha^2} \text{Var}_{X \sim \hat{P}_k} (\hat{\mu}_k(X) - \hat{q}_k)_+ + \text{Var}_{D \sim \hat{P}_k} \left(\kappa \left(D; \hat{\mu}_{0,k}, \hat{\mu}_{1,k}, \hat{e}_k, \hat{h}_k \right) \right)\end{aligned}$$

Return $\hat{\omega}_\alpha = \frac{1}{K} \sum_{k \in [K]} \hat{\omega}_{\alpha,k}$, and $\hat{\sigma}_\alpha^2 = \frac{1}{K} \sum_{k \in [K]} \hat{\sigma}_{\alpha,k}^2$

observations. With cheap unlabeled covariates, such an estimator can be made arbitrarily close to $P_{1-\alpha}^{-1}(\hat{\mu})$, and hence close to $P_{1-\alpha}^{-1}(\mu^*)$ if $\hat{\mu}$ is sufficiently close to μ^* as we show in Section 5.

Given estimators of nuisance parameters trained on the auxiliary data, we estimate WTE_α on the main sample I by taking

$$\inf_{\eta} \left\{ \frac{1}{\alpha|I|} \sum_{i \in I} (\hat{\mu}(X_i) - \eta)_+ + \eta \right\} + \frac{1}{|I|} \sum_{i \in I} \kappa \left(D_i; \hat{\mu}_{0,k}, \hat{\mu}_{1,k}, \hat{e}_k, \hat{h}_k \right). \quad (6)$$

This estimator can be computed in both randomized control trials (A/B testing) using the true propensity score, or in observational studies where \hat{e}_k needs to be estimated using suitable statistical models. As we show in Section 5, the asymptotic variance of our estimator is given by

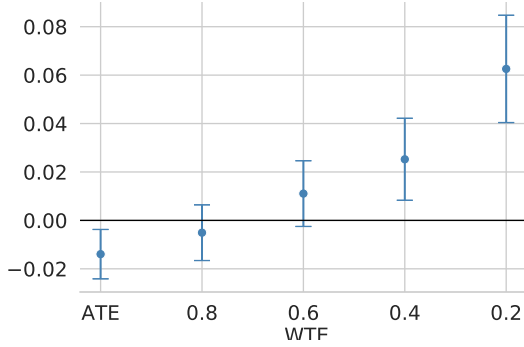
$$\sigma_\alpha^2 := \frac{1}{\alpha^2} \text{Var} \left((\mu^*(X) - P_{1-\alpha}^{-1}(\mu^*))_+ \right) + \text{Var} \left(\kappa(D; \mu_0^*, \mu_1^*, e^*, h^*) \right), \quad (7)$$

which is the oracle asymptotic variance if the true nuisance parameters $(\mu_0^*, \mu_1^*, e^*, h^*)$ was known.

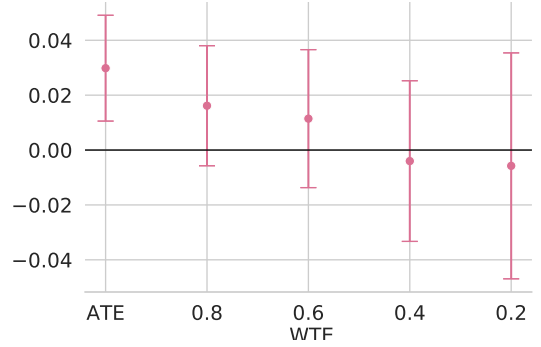
To utilize the entire sample, we take a cross-fitting approach, partitioning the data into K folds, and switching the roles of the main and auxiliary datasets on each fold. We adapt the original cross-fitting algorithm for estimating equations (due to Chernozhukov et al. [33]) to the augmented estimator (6). Denoting the k -th fold I_k and its complement $I_k^c = [n] \setminus I_k$, we fit nuisance parameters $(\hat{\mu}_{0,k}, \hat{\mu}_{1,k}, \hat{e}_k, \hat{h}_k)$ on the k -th auxiliary data $\{D_i\}_{i \in I_k^c}$. Using \hat{P}_k to denote the empirical distribution on the k -th main data $\{D_i\}_{i \in I_k}$, we summarize our procedure in Algorithm 1.

When $\alpha = 1$ so that $\text{WTE}_1 = \text{ATE}$, our estimator reduces to the cross-fitted augmented inverse probability weighted (AIPW) estimator for the ATE. Thus, our estimator can be viewed as an extension of the AIPW estimator under unanticipated covariate shift, by introducing an extra nuisance parameter h for the threshold function h^* . We can also derive natural analogues of the direct method (DM) and the inverse probability weighted estimator (IPW) for estimating WTE_α

$$\widehat{\text{DM}}_\alpha := \frac{1}{K} \sum_{k=1}^K \inf_{\eta} \left\{ \frac{1}{\alpha} \mathbb{E}_{\hat{P}_k} (\hat{\mu}_k(X) - \eta)_+ + \eta \right\}, \quad \widehat{\text{IPW}}_{\alpha,k} := \frac{1}{K} \sum_{k=1}^K \mathbb{E}_{\hat{P}_k} \left[\hat{h}_k(X) Y \left(\frac{Z}{\hat{e}_k(X)} - \frac{1-Z}{1-\hat{e}_k(X)} \right) \right]. \quad (8)$$



(a) Effect of anti-hypertensives on diastolic blood pressure



(b) Effect of access to Medicaid on emergency department visits for low-income adults in Oregon

Figure 2: ATE and WTE_α . 95% confidence intervals are shown in the error bars.

Again, the above estimators reduce to their counterparts for estimating the ATE when $\alpha = 1$. In our subsequent analysis and experiments, we focus on the augmented estimator presented in Algorithm 1 since unlike the two approaches above (8), the augmented version satisfies Neyman orthogonality and achieves the semiparametric efficiency bound.

4 Experiments

Before we present our theoretical results, we first empirically demonstrate how the WTE guards against spurious findings that do not hold under covariate shift. In contrast to the ATE, our robust notion of treatment effect can detect subgroups adversely effected by the treatment, and findings with respect to the WTE guarantees good effects over subpopulations. Our empirical illustration emphasizes the role of WTE as a way to reliably operationalize ML-based CATE estimators. Even when CATE estimators vary significantly across different estimation methods and sample sizes—which happens frequently since ML methods tend to undersmooth—our estimates of WTE remains stable and consistent over different sample sizes.

For all experiments, we look at WTE_α for $\alpha \in \{.8, .6, .4, .2\}$, in addition to the usual $ATE = WTE_1$. If the desired sign of the treatment effect is positive, we replace the supremum with an infimum in the definition (3) without mention. Our results illustrate how the range of WTEs offers a diagnostic against unanticipated covariate shifts, even if one has not committed to a fixed level of α in advance; the level of α at which the estimator $\hat{\omega}_\alpha$ starts to not support the findings of the ATE is particularly informative and interpretable. Throughout our empirical analysis, we use $K = 3$ in our cross-fitting procedure, and use random forests to estimate outcome models, with two-fold cross validation. For reproducibility, the code for all experiments will be shared publicly in the final version of the paper.

4.1 Observational study on the effect of anti-hypertensives

For our first experiment, we look at the effectiveness of anti-hypertensive drugs on blood pressure levels, using the observational data from the NHANES survey [52]. High blood pressure (HBP) is one of the most important risk factors for lethal cardiovascular diseases such as coronary heart

disease, and heart failure [36]. Its high prevalence—HBP affected one third of US adults and accounted for 18% of US deaths as of 2006 [88]—and related high cardiovascular risks have led to the development of many anti-hypertensives. With more than 65 drugs available, the anti-hypertensive market was valued at \$27bn as of 2010 [88]. While anti-hypertensive drugs have undergone FDA’s randomized trials, the voluntary subjects in these trials are often not representative of the population of interest [42]. Observational studies such as the NHANES survey data offer opportunities for continued monitoring, and as Dorie et al. [42] notes, can yield “information about the effectiveness of the drug given real-world prescription and adherence patterns.”

We investigate the effect of taking two or more anti-hypertensives on the average diastolic blood pressure. Following American Heart Association’s guidelines [59] on risk factors for HBP, we consider multitude of physiological, demographic, and sociological variables as covariates: radial pulse rate, obesity, sodium/potassium/alcohol intake, socioeconomic factors (age, gender, education, household income, access to health insurance), stress factors (e.g. widowed), and support systems (frequency of meeting family and friends). We use the dataset provided by Dorie et al. [42], who details all covariates and additional sample exclusion rules (e.g. those with congenital heart conditions) in Section 7 of their manuscript. Since blood pressure has been observed to have nonlinear relationships with multiple risk factors [101, 5, 63, 146], we use random forests tuned with two-fold cross-validation for all nuisance parameter estimation. We use logistic regression with elastic net regularization to estimate propensity scores. We restrict the sample to those with a realistic value of diastolic blood pressure [8]; we have $n = 2209$ data points with $d = 21$ -dimensional covariates.

Figure 2a) plots the cross-fitted AIPW estimator for the ATE, along with our augmented estimator of WTE_α (Algorithm 1) for varying levels of α . ATE estimates show anti-hypertensives reduce blood pressure by a small but statistically significant amount of -0.8. However, estimators of WTE_α show that observed effects disappear for 80% of the sample population, and even has the opposite sign for subgroups accounting for 60% of the sample population. Our robust measure of treatment effect calls into question the effects of anti-hypertensives under even mild covariate shift. These concerns may be attributed to adherence patterns, and our results suggest that a more thorough investigation will be invaluable, perhaps with a more fine-grained definition of treatment.

4.2 Oregon’s health insurance experiment

Oregon’s health insurance experiment in 2008 studied the effect of Medicaid expansion on low-income adults. It was a precursory study to federal Medicaid expansion in 2014, which increased access to healthcare for low income families, at the cost of \$553 billion/year [50, 125, 126, 92, 143, 115]. We take the perspective of a policy-maker in 2008-2014 contemplating the effects of a nationwide Medicaid expansion. The WTE is particularly applicable in this scenario since for such large-scale policy decisions, differential application of policy is infeasible due to social norms, and resource constraints. It would be unethical to personalize the content of insurance based on demographic traits, and doing so would introduce prohibitive administrative costs.

The direction of the effect of Medicaid, and the mechanism through which it happens are not immediately clear: while access to insurance certainly allows low-income adults to visit emergency department, getting access to preventive care may reduce the need of emergency department visits. Hence, it is important that the findings of the Oregon experiment is robust to covariate shifts, and applicable at a national level. As seen in Figure 1, Oregon at the time of the experiment has different demographic compositions from that of not only the other states, but also from Oregon itself in 10 years (see Figure 1).

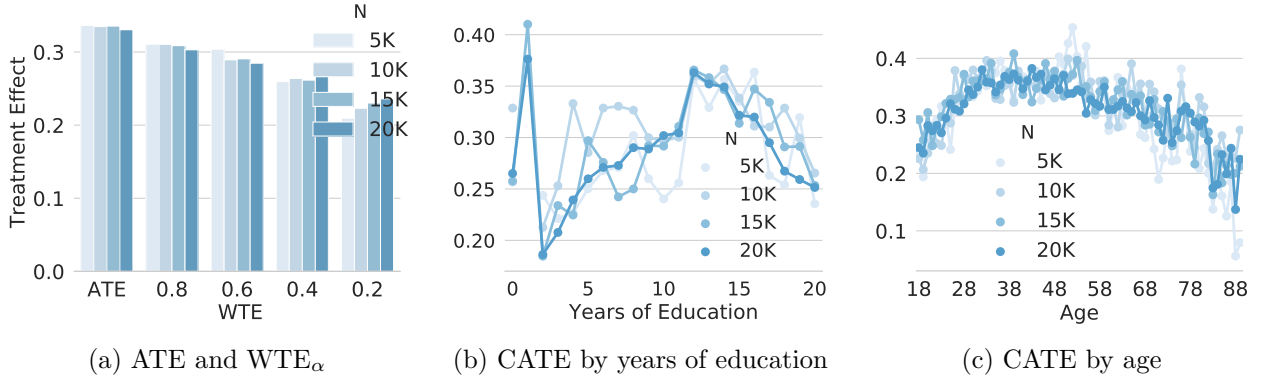


Figure 3: Treatment effects by number of observations. 95% CIs are shown in the error bars.

Following Taubman et al. [133], we restrict the sample to residents in Portland due to emergency department visits being available for only Portland hospitals; we refer the reader to their paper for more details regarding the experimental setup. We further restrict the sample to those who take initial mail survey before getting access to Medicaid, in order to exploit the rich set of covariates including race, income, educational attainment, pre-existing conditions, previous access to insurance, employment status, self-reported health status, household income, in addition to gender, birth year, household size, and previous need or usage of health services. Since this is a randomized experiment, the true propensity score is known and is constant at $e^*(X) \equiv \frac{1}{2}$. Our sample consists of $n = 7,237$ data points, with $d = 103$ -dimensional covariates.

In Figure 2a), we plot the cross-fitted AIPW for the ATE, along with $\hat{\omega}_\alpha$ for varying levels of α . The treatment effect inferred by the ATE estimate is positive (statistically significant at 99%), and aligns with findings from previous studies [133]. However, these findings fail to be significant even on subpopulations that comprise 80% of the data, as demonstrated by estimates of $WTE_{.8}$. The WTE identifies subgroups that are disparately affected by treatment, and shows that the average-case findings do not hold over demographic subgroups, and are non-robust to subpopulation shifts. The results raise concerns from the policy-maker’s point of view, since the observed effects on emergency department usage in Oregon, in the year 2008, may not extend to states with different demographic compositions from Oregon, or even Oregon at a future time.

4.3 Welfare attitudes experiment

A large group of Americans harbor antipathy towards programs labeled “welfare”, a phenomenon that has generated much interest in political science. We are interested in measuring how seemingly insubstantial wording changes in the description of social welfare programs affect public support. Disdain towards “welfare” have been associated with racist stereotypes towards welfare recipients [57, 69, 47], and political ideology [81, 25]. Previous works have observed substantial heterogeneity with respect to variables such as level of racism, education levels, and political leanings [78, 47, 61].

We look at an experiment on welfare attitudes in the General Social Survey (GSS) from 1986 to 2010, using data processed by Green and Kern [61]. We are interested in the proportion of respondents stating that “too much” is being spent on either “welfare” (treatment) or “assistance to the poor” (control), where both questions about public spending are identical except for the wording change. Covariates include attitude towards Blacks, political views, party identification,

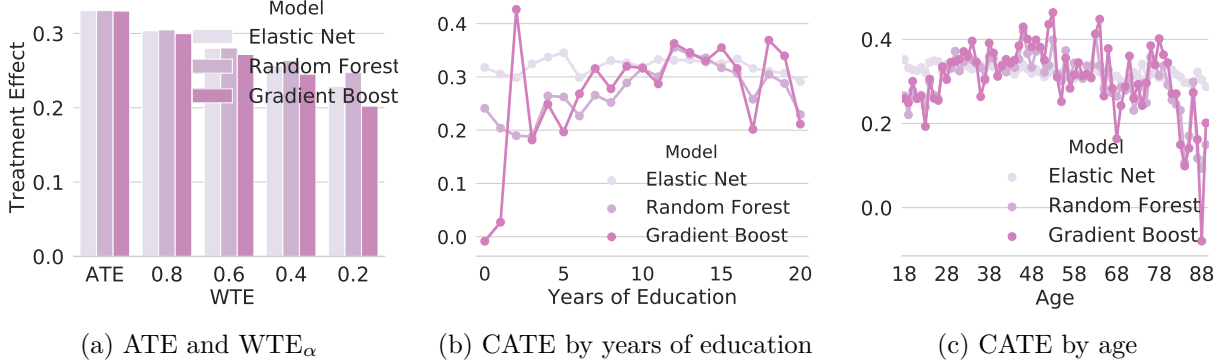


Figure 4: Treatment effects by model class. 95% CIs are shown in the error bars.

educational attainment, and age; there are $n = 20,783$ data points, and $d = 22$ covariates. Although this is a randomized experiment, to illustrate flexibility of our estimators we estimate the propensity score using a logistic regression with elastic net regularization as if it was unknown. (We observe similar results when we use the true propensity score $e^*(X) \equiv \frac{1}{2}$.)

To illustrate the stability of WTE estimates, we plot them over different sample sizes and outcome model classes. Carvalho et al. [28] observed that even when ATE estimates align around the true value, CATE estimates may vary significantly over estimation methods. We observe that WTE estimates also remain stable across estimation approaches, for α in the range 20% \sim 100%. In Figure 3, we show results across different sample sizes: 5K, 10K, 15K, and 20K. Even at small sample sizes, Figure 3a) demonstrates that wording changes in the survey has a resoundingly strong effect on attitude towards government welfare programs. This observed effect is uniformly significant over subpopulations as small as 20% of the collected data. Such robust evidence instills confidence in the findings of the study, even when the demographic compositions of respondents change over time and space. Figure 3a) further shows the stability of estimates of WTE and ATE across all sample sizes under consideration. This is despite the observed variability in CATE estimators across sample sizes, which we plot in Figure 3b) and c) along a single covariate dimension (respectively years of education and age). While estimates of WTE and ATE remain relatively stable across different sample sizes, CATE estimates vary considerably over different sample sizes, especially near the endpoint of bins, a typical behavior for undersmoothed ML models.

Such stability of WTE estimates persists over different nuisance estimation approaches for the CATE. In Figure 4, we explore a number of common model classes for the conditional outcome $\mu_z^*(X)$: linear models with elastic net, random forests, and gradient boosted regression trees. All hyperparameters are chosen using 2-fold cross-validation as before. Figure 4a) highlights the stability of WTE and ATE estimates along different model choices, across the entire range of α considered. In Figures 4b) and c), we observe that CATE estimates vary up to 25 times, especially around the endpoint of bins, a common phenomenon often attributed to bias at the boundaries of the support of the feature space [141]. As Athey et al. [7] noted, CATE estimates are sensitive to the choice of different regularization methods and model choices, and inference on resulting personalized estimates can be difficult. WTE provides a way for practitioners to account for treatment effect heterogeneity while maintaining insensitive to the CATE estimation approach. We anticipate that WTE estimators will suffer from similar sensitivity issues when α is exceedingly small.

5 Asymptotics

We now show that our cross-fitted augmented estimator given in Algorithm 1 enjoys central limit behavior, even when we can only estimate the (infinite-dimensional) nuisance parameters $\mu_1(\cdot), \mu_0(\cdot), e(\cdot)$ at slower-than-parametric rates. Under the convergence rate requirements (4) outlined in the introduction (and suitable regularity conditions), we prove $\frac{\sqrt{n}}{\sigma_\alpha}(\widehat{\omega}_\alpha - \text{WTE}_\alpha) \overset{d}{\rightsquigarrow} N(0, 1)$. The classical Neyman orthogonality condition [94] will be central to our argument.

Definition 1. Let $Q \mapsto T(Q; \gamma)$ be a statistical functional with nuisance parameter $\gamma \in \Gamma$, where we take Γ to be a subset of a normed vector space containing the true nuisance parameter γ^* . The functional T is Neyman orthogonal at P if for all $\gamma \in \Gamma$, the derivative $\frac{d}{dr} \mathbb{E}_P[T(P; \gamma^* + r(\gamma - \gamma^*))]$ exists for $r \in [0, 1)$, and is zero at $r = 0$.

We define the augmented form (5) as our statistical functional $T(Q; \mu_0, \mu_1, e, h)$ of interest

$$T(Q; \mu_0, \mu_1, e, h) := \inf_{\eta} \left\{ \frac{1}{\alpha} \mathbb{E}_{D \sim Q} (\mu(X) - \eta)_+ + \eta \right\} + \mathbb{E}_{D \sim Q} [\kappa(D; \mu_0, \mu_1, e, h)], \quad (9)$$

where we use $\mu(x) := \mu_1(x) - \mu_0(x)$ as usual. The first term is the dual form of WTE_α (Lemma 1), and the second term is the augmentation term defined in Eq. (5). Since $\mathbb{E}_{D \sim P}[\kappa(D; \mu_0^*, \mu_1^*, e^*, h^*)] = 0$ under ignorability (Assumption 1), we have $T(P; \mu_0^*, \mu_1^*, e^*, h^*) = \text{WTE}_\alpha$.

To build intuition we now informally argue that this augmented functional satisfies Neyman orthogonality. We first compute the (Gateaux) derivative of the first dual infimization term in the functional (9). From Danskin's theorem [23, Theorem 4.13], the derivative of the dual formulation is given by the derivative of the objective at the unique optimal solution. Under sufficient regularity conditions, the unique solution to the dual is given by the quantile $P_{1-\alpha}^{-1}(\mu^*)$, and the derivative at $r = 0$ is

$$\left. \frac{d}{dr} \inf_{\eta} \left\{ \frac{1}{\alpha} \mathbb{E} ((\mu^* + r(\mu - \mu^*))(X) - \eta)_+ + \eta \right\} \right|_{r=0} = \mathbb{E}[h^*(X)(\mu - \mu^*)(X)].$$

To compute the derivative of the second term, let $\gamma = (\mu_0, \mu_1, e, h)$ to ease notation. So long as we can interchange derivatives and expectations, it is straightforward to calculate

$$\left. \frac{d}{dr} \mathbb{E} [\kappa(D; \gamma^* + r(\widehat{\gamma}_k - \gamma^*))] \right|_{r=0} = -\mathbb{E}[h^*(X)(\mu - \mu^*)(X)]$$

from ignorability (Assumption 1). This verifies Neyman orthogonality of the functional (9).

This orthogonality allows us to show a central limit theorem for our augmented cross-fitting estimator $\widehat{\omega}_\alpha$ under the following weak rate requirements for the nuisance parameters. Recall the bound $c > 0$ on the propensity score given in Assumption 2.

Assumption 4. Let $\|\widehat{\mu}_k - \mu^*\|_{L^1(\mathcal{X})} \xrightarrow{a.s.} 0$, and let there exist an envelope function $\bar{\mu} : \mathcal{X} \rightarrow \mathbb{R}$ satisfying $\mathbb{E}[\bar{\mu}(X)^2] < \infty$ and $\max(|\widehat{\mu}_{0,k}|, |\widehat{\mu}_{1,k}|) \leq \bar{\mu}$. There exists $\delta_n, \Delta_n \downarrow 0$, and $M_h > 0$ such that with probability at least $1 - \Delta_n$, for all $k \in [K]$

$$(a) \quad \|\widehat{e}_k - e^*\|_{L^2(\mathcal{X})} + \|\widehat{\mu}_{0,k} - \mu_0^*\|_{L^2(\mathcal{X})} + \|\widehat{\mu}_{1,k} - \mu_1^*\|_{L^2(\mathcal{X})} \leq \delta_n, \quad \widehat{e}_k \in [c, 1 - c], \quad \text{and} \quad |\widehat{h}_k| \leq M_h$$

$$(b) \quad \|\widehat{e}_k - e^*\|_{L^2(\mathcal{X})} \left(\|\widehat{\mu}_{0,k} - \mu_0^*\|_{L^2(\mathcal{X})} + \|\widehat{\mu}_{1,k} - \mu_1^*\|_{L^2(\mathcal{X})} \right) \leq \delta_n n^{-1/2}$$

(c) $\|\hat{\mu}_k - \mu^*\|_{L^\infty(\mathcal{X})} \leq \delta_n n^{-1/3}$, and $|\hat{q}_k - P_{1-\alpha}^{-1}(\hat{\mu}_k)| \leq \delta_n n^{-1/3}$

In particular, Assumption 4 does not require a \sqrt{n} -convergence rate (Donsker condition) on the estimators of nuisance parameters. The first two conditions are standard convergence rates [33] also required for proving a central limit result for the ATE (1). They hold, in particular, when $\|\hat{e} - e^*\|_{L^2(\mathcal{X})} = o_p(n^{-1/4})$ and $\|\hat{\mu}_z - \mu_z^*\|_{L^2(\mathcal{X})} = o_p(n^{-1/4})$ for $z \in \{0, 1\}$. The third condition guarantees approximation of the threshold function $h^*(x) = \alpha^{-1} \mathbf{1}\{\mu^*(x) \geq P_{1-\alpha}^{-1}(\mu^*)\}$ at suitably fast rates. The requirement $\|\hat{\mu}_k - \mu^*\|_{L^\infty(\mathcal{X})} \leq \delta_n n^{-1/3}$ states that the CATE be estimated at a somewhat faster rate compared to the case for estimating the ATE. In Section A, we provide detailed examples of model classes and learning methods where these convergence rates hold. As noted in Section 3, the last rate requirement $|\hat{q}_k - P_{1-\alpha}^{-1}(\hat{\mu}_k)| \leq \delta_n n^{-1/3}$ can be easily achieved by using often available cheap and abundant *unlabeled* covariates (those without corresponding outcomes nor treatments).

Recalling Lemma 1, the WTE is a tail-average of the CATE above the quantile $P_{1-\alpha}^{-1}(\mu^*)$: $\text{WTE}_\alpha = \mathbb{E}[\mu^*(X) \mid \mu^*(X) \geq P_{1-\alpha}^{-1}(\mu^*)]$. In order to estimate WTE_α , we hence need to be able to estimate the quantile $P_{1-\alpha}^{-1}(\mu^*)$ reliably. To guarantee this, we require that a positive density exists at its $(1 - \alpha)$ -quantile, a standard condition required for quantile estimation [140, Chapter 3.7]. Let \mathcal{U} be a subset of measurable functions $\mu : \mathcal{X} \rightarrow \mathbb{R}$ such that the following holds:

$F_{r,\mu}$, the cumulative distribution of $(\mu^* + r(\mu - \mu^*))(X)$, is uniformly differentiable in $r \in [0, 1]$ at $P_{1-\alpha}^{-1}(\mu^* + r(\mu - \mu^*))$, with a positive density. Formally, if we let $q_{r,\mu} := P_{1-\alpha}^{-1}(\mu^* + r(\mu - \mu^*))$, then for each $r \in [0, 1]$, there is a positive density $f_{r,\mu}(q_{r,\mu}) > 0$ such that

$$\lim_{t \rightarrow 0} \sup_{r \in [0, 1]} \left| \frac{1}{t} (F_{r,\mu}(q_{r,\mu} + t) - F_{r,\mu}(q_{r,\mu})) - f_{r,\mu}(q_{r,\mu}) \right| = 0. \quad (10)$$

We assume that the above property holds for our estimators $\mu = \hat{\mu}_k$ for all k with high probability.

Assumption 5. *There exists $\Delta'_n \downarrow 0$ such that with prob. at least $1 - \Delta'_n$, $\hat{\mu}_k \in \mathcal{U}$ for all $k \in [K]$.*

In particular, Assumption 5 requires $\mu^*(X)$ to have a positive density at $P_{1-\alpha}^{-1}(\mu^*)$.

We are now ready to give our main result, which proves that our augmented cross-fitting estimator $\hat{\omega}_\alpha$ is asymptotically linear with the influence function

$$\psi(D) := \frac{1}{\alpha} (\mu^*(X) - P_{1-\alpha}^{-1}(\mu^*))_+ + P_{1-\alpha}^{-1}(\mu^*) - \text{WTE}_\alpha + \kappa(D; \mu_0^*, \mu_1^*, e^*, h^*). \quad (11)$$

Indeed, $\psi(D)$ is a valid influence function under Assumption 1: we have $\mathbb{E}[\psi(D)] = 0$, and $\text{Var}(\psi(D)) = \sigma_\alpha^2$ where σ_α^2 is the asymptotic variance defined in expression (7).

Theorem 1. *Under Assumptions 1-5, $\sqrt{n}(\hat{\omega}_\alpha - \text{WTE}_\alpha) = \frac{1}{\sqrt{n}} \sum_{i=1}^n \psi(D_i) + o_p(1)$. Further, we have $\hat{\sigma}_\alpha^2 \xrightarrow{p} \sigma_\alpha^2$ and $\frac{\sqrt{n}}{\hat{\sigma}_\alpha}(\hat{\omega}_\alpha - \text{WTE}_\alpha) \xrightarrow{d} N(0, 1)$.*

Since the proof of Theorem 1 is involved, we give its sketch below, emphasizing how we leverage Neyman orthogonality of the augmented functional (9) to obtain our result. We provide rigorous details of the proof in Sections B, C, D.

Sketch of proof Recalling that \hat{P}_k is the empirical distribution on the k -th fold, $\{D_i\}_{i \in I_k}$, our cross-fitted estimator can be written succinctly as $\frac{1}{K} \sum_{k=1}^K T(\hat{P}_k; \hat{\mu}_{0,k}, \hat{\mu}_{1,k}, \hat{e}_k, \hat{h}_k)$. We again emphasize that (empirical) expectations over Q in the definition (9) are taken only over D , and not over the randomness in $(\hat{\mu}_{0,k}, \hat{\mu}_{1,k}, \hat{e}_k, \hat{h}_k)$.

Our proof proceeds in three parts. The first two parts show that for each fold $k \in [K]$,

$$\sqrt{|I_k|} \left(T(\hat{P}_k; \hat{\mu}_{0,k}, \hat{\mu}_{1,k}, \hat{e}_k, \hat{h}_k) - T(P; \mu_0^*, \mu_1^*, e^*, h^*) \right) = \frac{1}{\sqrt{|I_k|}} \sum_{i \in I_k} \psi(D_i) + o_p(1). \quad (12)$$

Since $T(P; \mu_0^*, \mu_1^*, e^*, h^*) = \text{WTE}_\alpha$ by ignorability (Assumption 1), this gives our first result. Towards this goal, decompose the left hand side of the equality (12) into

$$\sqrt{|I_k|} \left(T(\hat{P}_k; \hat{\mu}_{0,k}, \hat{\mu}_{1,k}, \hat{e}_k, \hat{h}_k) - T(P; \hat{\mu}_{0,k}, \hat{\mu}_{1,k}, \hat{e}_k, \hat{h}_k) \right) \quad (13a)$$

$$+ \sqrt{|I_k|} \left(T(P; \hat{\mu}_{0,k}, \hat{\mu}_{1,k}, \hat{e}_k, \hat{h}_k) - T(P; \mu_0^*, \mu_1^*, e^*, h^*) \right). \quad (13b)$$

In Part I of the proof (Section B), we prove that the first term (13a) is asymptotically equal to $\frac{1}{|I_k|} \sum_{i \in I_k} \psi(D_i)$. Leveraging tools from empirical process theory [140], we first show that the functional $Q \mapsto T(Q; \hat{\mu}_{0,k}, \hat{\mu}_{1,k}, \hat{e}_k, \hat{h}_k)$ satisfies a uniform variant of Hadamard differentiability so that the functional delta method applies. A careful application of a uniform version of the Lindeberg-Feller central limit theorem over functions gives the desired conclusion.

In Part II of the proof (Section C), we use Neyman orthogonality of our augmented estimator to show that the second term (13b) vanishes asymptotically. Define the function $\mathfrak{R}_k : [0, 1] \rightarrow \mathbb{R}$

$$\mathfrak{R}_k(r) := T\left(P; (1-r)(\mu_0^*, \mu_1^*, e^*, h^*) + r(\hat{\mu}_{0,k}, \hat{\mu}_{1,k}, \hat{e}_k, \hat{h}_k)\right) - T(P; \mu_0^*, \mu_1^*, e^*, h^*), \quad (14)$$

so that $\mathfrak{R}_k(0) = 0$, and $\mathfrak{R}_k(1)$ is equal to the second term (13b). This function is continuously differentiable under suitable conditions, and the mean value theorem gives a $r \in [0, 1]$ such that

$$\mathfrak{R}_k(1) = \mathfrak{R}_k(0) + \mathfrak{R}'_k(r) \cdot (1 - 0) = \mathfrak{R}'_k(r).$$

We leverage Neyman orthogonality, which implies $\mathfrak{R}'_k(0) = 0$, to argue that all values of $\mathfrak{R}'_k(r)$ are sufficiently small. In particular, under the postulated convergence rates for the nuisance parameters in Assumption 4, our proof carefully argues $\sup_{r \in [0, 1]} |\mathfrak{R}'_k(r)| = o_p(n^{-1/2})$.

In Part III of the proof (Section D), we show consistency of our variance estimator: $\hat{\sigma}_\alpha^2 \xrightarrow{p} \sigma_\alpha^2$. Combining this with the central limit result (12), Slutsky's lemma gives our second result. \diamond

6 Semiparametric efficiency bound

We now establish a semiparametric efficiency bound, showing that all (regular) estimators of WTE_α necessarily have asymptotic variance larger than σ_α^2 , both when the true propensity score $e^*(\cdot)$ is known and unknown. In particular, this implies that our augmented estimator $\hat{\omega}_\alpha$ achieves the *optimal* asymptotic variance, and that its influence function (11) is the efficient influence function for estimating WTE_α . Our bound further informs design choices for experiments by providing the minimum number of study participants required to reach a conclusion that is robust across subpopulations. In particular, it shows how the required sample size grows with the level of desired robustness (equivalently, as the worst-case subpopulation size α grows smaller).

As we review shortly, for parametric estimators, Hajek-Le Cam theorems [139, Chapter 8] give a lower bound on the asymptotic variance of regular estimators, and more generally a lower bound on the mean squared error for any estimator. Since these bounds coincide with the Cramer-Rao bound for unbiased estimators, they can be thought of an asymptotic Cramer-Rao bound. We consider parametric submodels of our semiparametric problem, i.e., finite-dimensional parameterizations that contain the truth. Since the asymptotic variance of any (smooth enough) semiparametric estimator is worse than the Hajek-Le Cam bound—equivalently, the Cramer-Rao bound—of any parametric submodel, the semiparametric efficiency bound is defined as the supremum of the Hajek-Le Cam bound over all parametric submodels.

We begin by reviewing requisite definitions, which are standard in the literature on semiparametric inference. See Tsiatis [137] and van der Vaart [139] for an overview of standard results on semiparametric efficiency bounds. We use the following classical definition (e.g. see Newey [93, Appendix A]) that guarantees that the Hajek-Le Cam bound is a well-defined asymptotic efficiency bound. A set of parameterized densities of a random vector ξ is smooth in the quadratically mean differentiable (QMD) sense if it satisfies the following properties.

Definition 2. Let $f(\xi; \theta)$ be a density over ξ , parameterized by $\theta \in \Theta \subseteq \mathbb{R}^r$, defined with respect to some σ -finite measure ν . $\{f(\cdot; \theta)\}_{\theta \in \Theta}$ is smooth in the quadratically mean differentiable sense if Θ is open, $\theta \mapsto f(\xi; \theta)$ is continuous ν -a.e., and $\sqrt{f(\xi; \theta)}$ is differentiable in quadratic mean: there exists a score function $S(\xi; \theta) \in \mathbb{R}^r$ such that $\int \|S(\xi; \theta)\|_2^2 f(\xi; \theta) d\nu < \infty$,

$$\int (\sqrt{f(\xi; \theta')} - \sqrt{f(\xi; \theta)} - \sqrt{f(\xi; \theta)} S(\xi; \theta)^\top (\theta' - \theta))^2 d\nu = o(\|\theta - \theta'\|_2^2),$$

$$\text{and } \int \|S(\xi; \theta) \sqrt{f(\xi; \theta)} - S(\xi; \theta') \sqrt{f(\xi; \theta')}\|_2^2 d\nu \rightarrow 0 \text{ as } \|\theta - \theta'\|_2 \rightarrow 0.$$

For a class of parameterized densities satisfying above, the Fisher information matrix is

$$I(\theta) := 4 \int S(\xi; \theta) S(\xi; \theta)^\top f(\xi; \theta) d\nu.$$

A class of parameterized regular conditional probability kernels $f(\xi_1 | \xi_2; \theta)$ is smooth in the QMD sense if Definition 2 holds for $f(\cdot | \xi_2; \theta)$ for a.s. all ξ_2 , and $\left\| \mathbb{E}[\|S(\xi_1 | \xi_2; \theta)\|_2^2 | \xi_2] \right\|_{L^\infty(\Xi_2)} < \infty$.

The density of $D = (X, Y, Z)$ separates by ignorability (Assumption 1)

$$f(d) = (f_1(y | x) e^*(x))^z (f_0(y | x) (1 - e^*(x)))^{1-z} f_X(x),$$

where $f_z(\cdot | \cdot)$ is the conditional density of $Y | X, Z = z$ for $z \in \{0, 1\}$, and $f_X(\cdot)$ is the density of X . Consider parametric submodels of $f(d)$, given by $\theta \in \Theta$

$$f(d; \theta) := (f_1(y | x; \theta) e(x; \theta))^z (f_0(y | x; \theta) (1 - e(x; \theta)))^{1-z} f_X(x; \theta), \quad (15)$$

where $f_0(y | x; \theta)$, $f_1(y | x; \theta)$, $f_X(x; \theta)$, $e(x; \theta)$ are submodels of their respective true versions. We let θ^* be the true parameter so that $f(d; \theta^*) = f(d)$ under Assumption 1. We denote the expectation under $f(d; \theta)$ by $\mathbb{E}_\theta[\cdot]$, and let $\mu_z(X; \theta) := \mathbb{E}_\theta[Y(z) | X]$ for $z \in \{0, 1\}$, and $\mu(X; \theta) := \mu_1(X; \theta) - \mu_0(X; \theta)$.

We consider *smooth* parametric submodels over which the Hajek-Le Cam bound holds.

Definition 3. A parametric submodel $\{f(\cdot; \theta)\}_{\theta \in \Theta}$ is smooth if

1. All subcomponents are smooth (Definition 2), where $f_X(x; \theta)$ is defined w.r.t. the Lebesgue measure. We let $S_z(y | x; \theta)$, $S_X(x; \theta)$ be the score functions of $f_z(y | x; \theta)$ and $f_X(x; \theta)$ resp..

2. For $z \in \{0, 1\}$, there is a neighborhood $N(\theta^*)$ such that

$$\sup_{\theta \in N(\theta^*)} \|\mathbb{E}_\theta[Y(1)S_1(Y(1)|X; \theta) | X] - \mathbb{E}_\theta[Y(0)S_0(Y(0)|X; \theta) | X]\|_{L^\infty(\mathcal{X})} < \infty$$

3. Overlap holds: $e(x; \theta) \in [c/2, 1 - c/2]$, where c is given in Assumption 2

4. $\mathbb{E}_\theta[Y(z)^2] < \infty$, and $\|\mathbb{E}_\theta[(Y(z) - \mu_z(X; \theta))^2 | X]\|_{L^\infty(\mathcal{X})} < \infty$

If $\{f(\cdot; \theta)\}_{\theta \in \Theta}$ is smooth, and its Fisher information $I(\theta)$ is nonsingular for every $\theta \in \Theta$, we say that the submodel is regular.

In the above definition, condition 1 is a standard condition required for the Hajek-Le Cam bound to hold. Condition 2 guarantees that if we denote by P_θ the distribution with density $f(D; \theta)$, then $\theta \mapsto \text{WTE}_\alpha(P_\theta)$ is differentiable at θ^* . Conditions 3 and 4 do not change the efficiency bound, but are standard conditions required for estimators of WTE_α to be asymptotically linear.

Since the Hajek-Le Cam bound holds for smoothly parameterized statistical functionals, we restrict attention to *differentiable* functionals, following the by now standard approach of Koshevnik and Levit [82] and Pfanzagl and Wefelmeyer [97].

Definition 4. We say that a statistical functional $Q \mapsto \beta(Q) \in \mathbb{R}$ is differentiable if for all smooth parametric submodels of the true data-generating distribution P , $\theta \mapsto \beta(P_\theta)$ is differentiable at the true model θ^* ($P_{\theta^*} = P$), and there exists a random variable ϕ such that $\nabla_\theta \beta(P_{\theta^*}) = \mathbb{E}[\phi S(\xi; \theta^*)]$.

In order to exclude superefficient estimators that exhibit dependence on the local data generating process, we consider estimators that conform to a notion of uniformity. For a parametric submodel, consider a local data generating process (LDGP) where the data is distributed from a model θ_n for each sample size n , and $\sqrt{n}(\theta_n - \theta^*)$ is bounded. An estimator $\hat{\beta}$ of $\beta(P)$ is regular for this parametric submodel if $\sqrt{n}(\hat{\beta} - \beta(P))$ has a limiting distribution that doesn't depend on the LDGP. An estimator is *regular* if it is regular in every parametric submodel, and the limiting distribution of $\sqrt{n}(\hat{\beta} - \beta(P))$ does not depend on the submodel. The class of regular statistical estimators precludes nonsmooth superefficient behavior [18, 93] which are unstable due to high sensitivity to undetectable changes in the data-generating process; an estimator's distribution should remain similar when the parameter changes only by a small amount. Newey [93] states that "in finite samples superefficient estimators do worse than MLEs in neighborhoods of the point of superefficiency". See Tsiatis [137, Section 3.1] for a discussion of pitfalls of superefficiency.

The classical Hajek-Le Cam convolution theorem [139, Theorem 8.8] shows that any regular estimator has asymptotic variance at least $\nabla_\theta \beta(P_{\theta^*})^\top I(\theta^*)^{-1} \nabla_\theta \beta(P_{\theta^*})$; going outside the regular class of estimators do not help much as improvements beyond this bound can only be made on a measure zero set of parameters [139, Theorem 8.9]. Moreover, the Hajek-Le Cam local asymptotic minimax theorem [139, Theorem 8.11] states that for any regular parametric (sub)model, any *arbitrary* estimator $\hat{\beta}_n$ suffers the following mean squared error in the local minimax sense

$$\sup_{A \subset \mathbb{R}^r: \text{finite}} \liminf_{n \rightarrow \infty} \sup_{h \in A} n \cdot \mathbb{E}_{\theta^* + v/\sqrt{n}} \cdot \left(\hat{\beta}_n - \beta(P_{\theta^* + v/\sqrt{n}}) \right)^2 \geq \nabla_\theta \beta(P_{\theta^*})^\top I(\theta^*)^{-1} \nabla_\theta \beta(P_{\theta^*}).$$

The Hajek-Le Cam bound $\nabla_\theta \beta(P_{\theta^*})^\top I(\theta^*)^{-1} \nabla_\theta \beta(P_{\theta^*})$ can be thought of as an asymptotic Cramer-Rao bound, as it coincides with the finite-sample variance bound for unbiased estimators.

Since the error of any semiparametric estimator is bounded below by the Hajek-Le Cam bound of any regular parametric submodel, the *semiparametric efficiency bound* is defined as the supremum of the Hajek-Le Cam bound over all regular parametric submodels

$$\mathbb{V}(\beta; P) := \sup \left\{ \nabla_{\theta} \beta(P_{\theta^*})^{\top} I(\theta^*)^{-1} \nabla_{\theta} \beta(P_{\theta^*}) : \text{all regular parametric submodels} \right\}.$$

By construction, any regular semiparametric estimator of $\beta(P)$ has asymptotic variance necessarily larger than $V(\beta; P)$.

We characterize the semiparametric efficiency bound for WTE_{α} under the following condition.

Assumption 6. $\mu^*(X)$ has a strictly positive density, and $\|\mathbb{E}[Y(z) \mid X]\|_{L^{\infty}(\mathcal{X})} < \infty$, $z \in \{0, 1\}$.

Theorem 2. Let Assumptions 1, 2, 3, 6 hold, and $\mathbb{E}[\psi(D)^2] > 0$, where ψ was defined in Eq. (11). Then, WTE_{α} is a differentiable parameter, and its semiparametric efficiency bound is given by $\mathbb{V}(\text{WTE}_{\alpha}; P) = \mathbb{E}[\psi(D)^2]$. The efficiency bound is identical if the true propensity score is known.

See Section E for the proof. Theorem 1 and 2 show that our cross-fitted augmented estimator $\hat{\omega}_{\alpha}$ achieves the semiparametric efficiency bound $\mathbb{V}(\text{WTE}_{\alpha}; P)$, regardless of whether the true propensity score $e^*(\cdot)$ is known. Similar to the efficiency bound for the ATE [64], the knowledge of $e^*(\cdot)$ does not affect the efficiency bound $\mathbb{V}(\text{WTE}_{\alpha}; P)$. We conclude that our estimator is semiparametrically efficient for *both* observational studies and randomized control trials.

Our semiparametric efficiency bound allows calculating the minimum required sample size for finding conclusions that are robust against all subpopulations of size at least α . Consider the hypothesis test $H_0 : \text{WTE}_{\alpha} \geq 0$ v. $H_A : \text{WTE}_{\alpha} < -\epsilon$, where $\epsilon > 0$ is the specified minimum detectable effect size (recall that the desired sign of the treatment effect is negative). As an illustration, consider a test with size ($\mathbb{P}(\text{Type I error})$) at most 5% and power ($1 - \mathbb{P}(\text{Type II error})$) at least 80%. A standard power calculation shows $n \geq 6.2 \frac{\sigma^2}{\epsilon^2}$ samples are needed to detect a worst-case effect $-\epsilon$. In particular, this number grows as we require a stronger level of robustness, or equivalently as the worst-case subpopulation size α becomes smaller.

Remark 1: Using classical arguments [93, Theorem 2.2], we can formally show that our augmented estimator $\hat{\omega}_{\alpha}$ is *regular* under sufficient smoothness of $\mu_0^*(\cdot), \mu_1^*(\cdot), e^*(\cdot)$ that guarantee standard nonparametric estimators (e.g. sieves [30]) converge at the rates required by Assumption 4. These additional conditions can be added to our definition of smoothness above; carefully following the proof of Theorem 2, we can see that these additional smoothness requirements do not affect the semiparametric efficiency bound. We omit the details since this is a purely theoretical concern, and is of little practical consequence; the true practical power of Algorithm 1 comes from its ability to fit nuisance parameters using black-box ML models. \diamond

7 Discussion

Motivated by challenges in evaluating decisions under unanticipated covariate shift, we propose a conservative notion of topline treatment effect. The worst-case subpopulation treatment effect provides a robust metric for high-stakes interventions (e.g. Medicaid expansion) that need to uniformly benefit all subpopulations. We propose an augmented estimator for the WTE by leveraging its dual tail-average representation. Our cross-fitting procedure allows flexible use of statistical methods for estimating nuisance parameters, and enjoys central limit rates even when nuisance estimates converge more slowly.

Our theoretical developments show that our estimator inherits two advantageous inferential properties of the AIPW estimator: orthogonality and efficiency. Elementary derivations show, however, that our estimator does not satisfy the doubly robust property due to the additional nuisance parameter $h^*(x) = \alpha^{-1} \mathbf{1} \{ \mu^*(x) \geq P_{1-\alpha}^{-1}(\mu^*) \}$. Another limitation of our augmented estimator is that it is not necessarily increasing in α . Though the extension of the direct method and the IPW (8) are increasing in α , it is unclear whether an orthogonal, efficient, and monotone estimator of the WTE exists. Finally, estimators of tail-averages often suffer higher variance, and may be more sensitive to lack of overlap and unobserved confounding. Further investigation of these issues are topics for future research.

The WTE is agnostic to the unknown target (sub)population, and positive findings with respect to the WTE guarantees a treatment effect over all subpopulations of a given size. While the WTE provides a strong notion of robustness, it may be overly conservative in scenarios where one is concerned with more structured covariate shifts. When covariate shift on only a small subset of X is of interest, the definition (3) can be modified over this subset. (If ignorability holds only with respect to the full covariate vector, regressing the full CATE estimate on the small subset of covariates gives a direct method for this less conservative variant of the WTE.) More broadly, robust variants of meta-analysis, or structured covariate shifts (e.g. temporal) are also interesting directions to pursue.

In applications where the causal effect on treated units is of interest, *average treatment effect on the treated* $\mathbb{E}[Y(1) - Y(0) \mid Z = 1]$ is a standard estimand. There are two natural ways to extend the worst-case definition (3) to measure effect on the treated, depending on whether the worst-case is still taken over Q_X , or over the conditional distribution $Q_{X|Z=1}$. We leave a systematic study of the two definitions and corresponding inferential frameworks to future work.

Acknowledgments We thank Steve Yadowsky for helpful comments.

References

- [1] ACCORD Study Group. Effects of intensive blood-pressure control in type 2 diabetes mellitus. *New England Journal of Medicine*, 362(17):1575–1585, 2010.
- [2] M. Aitkin and D. B. Rubin. Estimation and hypothesis testing in finite mixture models. *Journal of the Royal Statistical Society, Series B*, pages 67–75, 1985.
- [3] American Medical Association. AMA passes first policy recommendations on augmented intelligence., 2018. URL www.ama-assn.org/ama-passes-first-policy-recommendations-augmented-intelligence.
- [4] D. Amodei, S. Ananthanarayanan, R. Anubhai, J. Bai, E. Battenberg, C. Case, J. Casper, B. Catanzaro, Q. Cheng, and G. Chen. Deep speech 2: end-to-end speech recognition in English and Mandarin. In *Proceedings of the 33rd International Conference on Machine Learning*, pages 173–182, 2016.
- [5] F. Angeli, G. Reboldi, and P. Verdecchia. From apennines to andes: does body mass index affect the relationship between age and blood pressure? *Hypertension*, 60(1):6–7, 2012.

- [6] S. Athey and G. Imbens. Recursive partitioning for heterogeneous causal effects. *Proceedings of the National Academy of Sciences*, 113(27):7353–7360, 2016.
- [7] S. Athey, G. Imbens, T. Pham, and S. Wager. Estimating average treatment effects: Supplementary analyses and remaining challenges. *American Economic Review*, 107(5):278–81, 2017.
- [8] C. Balijepalli, C. Lösch, P. Bramlage, R. Erbel, K. Humphries, K. Jöckel, and S. Moebus. Percentile distribution of blood pressure readings in 35683 men and women aged 18 to 99 years. *Journal of Human Hypertension*, 28(3):193–200, 2014.
- [9] E. Bareinboim and J. Pearl. Transportability of causal effects: Completeness results. In *Twenty-Sixth AAAI Conference on Artificial Intelligence*, 2012.
- [10] E. Bareinboim and J. Pearl. A general algorithm for deciding transportability of experimental results. *Journal of Causal Inference*, 1(1):107–134, 2013.
- [11] E. Bareinboim and J. Pearl. Causal inference and the data-fusion problem. *Proceedings of the National Academy of Sciences*, 113(27):7345–7352, 2016.
- [12] E. Bareinboim, J. Tian, and J. Pearl. Recovering from selection bias in causal and statistical inference. In *Twenty-Eighth AAAI Conference on Artificial Intelligence*, 2014.
- [13] A. R. Barron. Universal approximation bounds for superposition of a sigmoidal function. *IEEE Transactions on Information Theory*, 39(3):930–945, 1993.
- [14] P. L. Bartlett, O. Bousquet, and S. Mendelson. Local Rademacher complexities. *Annals of Statistics*, 33(4):1497–1537, 2005.
- [15] P. L. Bartlett, N. Harvey, C. Liaw, and A. Mehrabian. Nearly-tight vc-dimension and pseudo-dimension bounds for piecewise linear neural networks. *Journal of Machine Learning Research*, 20(63):1–17, 2019.
- [16] S. Basu, J. B. Sussman, and R. A. Hayward. Detecting heterogeneous treatment effects to guide personalized blood pressure treatment: a modeling study of randomized clinical trials. *Annals of Internal Medicine*, 166(5):354–360, 2017.
- [17] A. Baum, J. Scarpa, E. Bruzelius, R. Tamler, S. Basu, and J. Faghmous. Targeting weight loss interventions to reduce cardiovascular complications of type 2 diabetes: a machine learning-based post-hoc analysis of heterogeneous treatment effects in the look ahead trial. *The Lancet Diabetes & Endocrinology*, 5(10):808–815, 2017.
- [18] P. J. Bickel, C. A. Klaassen, Y. Ritov, and J. A. Wellner. *Efficient and adaptive estimation for semiparametric models*, volume 4. Johns Hopkins University Press Baltimore, 1993.
- [19] S. Bickel, M. Brückner, and T. Scheffer. Discriminative learning for differing training and test distributions. In *Proceedings of the 24th International Conference on Machine Learning*, 2007.
- [20] J. Blanchet, Y. Kang, and K. Murthy. Robust Wasserstein profile inference and applications to machine learning. *Journal of Applied Probability*, 56(3):830–857, 2019.

- [21] J. Blitzer, R. McDonald, and F. Pereira. Domain adaptation with structural correspondence learning. In *Proceedings of the 2006 conference on empirical methods in natural language processing*, pages 120–128. Association for Computational Linguistics, 2006.
- [22] S. L. Blodgett, L. Green, and B. O’Connor. Demographic dialectal variation in social media: A case study of African-American English. In *Proceedings of Empirical Methods for Natural Language Processing*, pages 1119–1130, 2016.
- [23] J. F. Bonnans and A. Shapiro. *Perturbation Analysis of Optimization Problems*. Springer, 2000.
- [24] P. Bühlmann and N. Meinshausen. Magging: maximin aggregation for inhomogeneous large-scale data. *Proceedings of the IEEE*, 104(1):126–135, 2016.
- [25] H. E. Bullock, W. R. Williams, and W. M. Limbert. Predicting support for welfare policies: The impact of attributions and beliefs about inequality. *Journal of Poverty*, 7(3):35–56, 2003.
- [26] J. Buolamwini and T. Gebru. Gender shades: Intersectional accuracy disparities in commercial gender classification. In *Conference on Fairness, Accountability and Transparency*, pages 77–91, 2018.
- [27] O. Cappé, E. Moulines, and T. Rydén. *Inference in Hidden Markov Models*. Springer, 2005.
- [28] C. Carvalho, A. Feller, J. Murray, S. Woody, and D. Yeager. Assessing treatment effect variation in observational studies: Results from a data challenge. *arXiv:1907.07592 [stat.ME]*, 2019.
- [29] D. S. Char, N. H. Shah, and D. Magnus. Implementing machine learning in health care—addressing ethical challenges. *New England Journal of Medicine*, 378(11):981, 2018.
- [30] X. Chen. Large sample sieve estimation of semi-nonparametric models. *Handbook of econometrics*, 6:5549–5632, 2007.
- [31] X. Chen and X. Shen. Sieve extremum estimates for weakly dependent data. *Econometrica*, pages 289–314, 1998.
- [32] M. S. Chen Jr, P. N. Lara, J. H. Dang, D. A. Paterniti, and K. Kelly. Twenty years post-nih revitalization act: enhancing minority participation in clinical trials (empact): laying the groundwork for improving minority clinical trial accrual: renewing the case for enhancing minority participation in cancer clinical trials. *Cancer*, 120:1091–1096, 2014.
- [33] V. Chernozhukov, D. Chetverikov, M. Demirer, E. Duflo, C. Hansen, W. Newey, and J. Robins. Double/debiased machine learning for treatment and structural parameters. *The Econometrics Journal*, 21(1):C1–C68, 2018.
- [34] V. Chernozhukov, I. Fernández-Val, and Y. Luo. The sorted effects method: discovering heterogeneous effects beyond their averages. *Econometrica*, 86(6):1911–1938, 2018.
- [35] V. Chernozhukov, D. Nekipelov, V. Semenova, and V. Syrgkanis. Plug-in regularized estimation of high-dimensional parameters in nonlinear semiparametric models. *arXiv:1806.04823 [math.ST]*, 2018.

- [36] A. V. Chobanian, G. L. Bakris, H. R. Black, W. C. Cushman, L. A. Green, J. L. Izzo Jr, D. W. Jones, B. J. Materson, S. Oparil, J. T. Wright Jr, et al. The seventh report of the joint national committee on prevention, detection, evaluation, and treatment of high blood pressure: the jnc 7 report. *Journal of the American Medical Association*, 289(19):2560–2571, 2003.
- [37] S. R. Cole and E. A. Stuart. Generalizing evidence from randomized clinical trials to target populations: the actg 320 trial. *American Journal of Epidemiology*, 172(1):107–115, 2010.
- [38] I. J. Dahabreh and M. A. Hernán. Extending inferences from a randomized trial to a target population. *European Journal of Epidemiology*, 34(8):719–722, 2019.
- [39] I. Daubechies. *Ten lectures on wavelets*, volume 61. SIAM, 1992.
- [40] H. Daume III and D. Marcu. Domain adaptation for statistical classifiers. *Journal of artificial Intelligence research*, 26:101–126, 2006.
- [41] A. Dembo. Lecture notes on probability theory: Stanford statistics 310. Accessed October 1, 2016, 2016. URL <http://statweb.stanford.edu/~adembo/stat-310b/lnotes.pdf>.
- [42] V. Dorie, M. Harada, N. B. Carnegie, and J. Hill. A flexible, interpretable framework for assessing sensitivity to unmeasured confounding. *Statistics in Medicine*, 35(20):3453–3470, 2016.
- [43] V. Dorie, J. Hill, U. Shalit, M. Scott, and D. Cervone. Automated versus do-it-yourself methods for causal inference: Lessons learned from a data analysis competition. *Statistical Science*, 34(1):43–68, 2019.
- [44] T. Duan, P. Rajpurkar, D. Laird, A. Y. Ng, and S. Basu. Clinical value of predicting individual treatment effects for intensive blood pressure therapy: A machine learning experiment to estimate treatment effects from randomized trial data. *Circulation: Cardiovascular Quality and Outcomes*, 12(3):e005010, 2019.
- [45] J. C. Duchi and H. Namkoong. Learning models with uniform performance via distributionally robust optimization. *arXiv:1810.08750 [stat.ML]*, 2018.
- [46] J. C. Duchi, T. Hashimoto, and H. Namkoong. Distributionally robust losses against mixture covariate shifts. *Under review*, 2019.
- [47] C. M. Federico. When do welfare attitudes become racialized? the paradoxical effects of education. *American Journal of Political Science*, 48(2):374–391, 2004.
- [48] A. Feller and C. C. Holmes. Beyond topline: Heterogeneous treatment effects in randomized experiments. *Unpublished manuscript, Oxford University*, 2009.
- [49] M. A. T. Figueiredo and A. K. Jain. Unsupervised learning of finite mixture models. *IEEE Transactions on Pattern Analysis and Machine Intelligence*, 24(3):381–396, 2002.
- [50] A. Finkelstein, S. Taubman, B. Wright, M. Bernstein, J. Gruber, J. P. Newhouse, H. Allen, K. Baicker, and O. H. S. Group. The oregon health insurance experiment: evidence from the first year. *The Quarterly Journal of Economics*, 127(3):1057–1106, 2012.

- [51] S. Firpo. Efficient semiparametric estimation of quantile treatment effects. *Econometrica*, 75(1):259–276, 2007.
- [52] C. for Disease Control and N. C. f. H. S. N. Prevention (CDC). National health and nutrition examination survey data iii, 1997. URL <http://www.cdc.gov/nchs/nhanes/nh3data.htm>. accessed June 2020.
- [53] D. J. Foster and V. Syrgkanis. Statistical learning with a nuisance component. In *Conference on Learning Theory*, pages 1346–1348, 2019.
- [54] R. Gao, X. Chen, and A. Kleywegt. Wasserstein distributional robustness and regularization in statistical learning. *arXiv:1712.06050 [cs.LG]*, 2017.
- [55] S. Geman and C. R. Hwang. Nonparametric maximum likelihood estimation by the method of sieves. *Annals of Statistics*, 10:401–414, 1982.
- [56] C. M. Gijsberts, K. A. Groenewegen, I. E. Hofer, M. J. Eijkemans, F. W. Asselbergs, T. J. Anderson, A. R. Britton, J. M. Dekker, G. Engström, G. W. Evans, et al. Race/ethnic differences in the associations of the framingham risk factors with carotid int and cardiovascular events. *PLoS One*, 10(7):e0132321, 2015.
- [57] M. Gilens. *Why Americans hate welfare: Race, media, and the politics of antipoverty policy*. University of Chicago Press, 2009.
- [58] G. V. Glass. Primary, secondary, and meta-analysis of research. *Educational researcher*, 5(10):3–8, 1976.
- [59] A. S. Go, D. Mozaffarian, V. L. Roger, E. J. Benjamin, J. D. Berry, W. B. Borden, D. M. Bravata, S. Dai, E. S. Ford, and C. S. Fox. Executive summary: heart disease and stroke statistics2013 update: a report from the american heart association. *Circulation*, 127(1):143–152, 2013.
- [60] S. N. Goodman, S. Goel, and M. R. Cullen. Machine learning, health disparities, and causal reasoning. *Annals of Internal Medicine*, 2018.
- [61] D. P. Green and H. L. Kern. Modeling heterogeneous treatment effects in survey experiments with bayesian additive regression trees. *Public opinion quarterly*, 76(3):491–511, 2012.
- [62] P. J. Grother, G. W. Quinn, and P. J. Phillips. Report on the evaluation of 2d still-image face recognition algorithms. *NIST Interagency/Internal Reports (NISTIR)*, 7709, 2010.
- [63] M. Gurven, A. D. Blackwell, D. E. Rodríguez, J. Stieglitz, and H. Kaplan. Does blood pressure inevitably rise with age? longitudinal evidence among forager-horticulturalists. *Hypertension*, 60(1):25–33, 2012.
- [64] J. Hahn. On the role of the propensity score in efficient semiparametric estimation of average treatment effects. *Econometrica*, pages 315–331, 1998.
- [65] D. J. Hand. Classifier technology and the illusion of progress. *Statistical Science*, 21(1):1–14, 2006.
- [66] T. Hastie, R. Tibshirani, and M. Wainwright. *Statistical learning with sparsity: the lasso and*

- generalizations*. CRC press, 2015.
- [67] L. V. Hedges and I. Olkin. *Statistical methods for meta-analysis*. Academic press, 2014.
 - [68] C. Heinze-Deml and N. Meinshausen. Grouping-by-id: Guarding against adversarial domain shifts, 2017.
 - [69] P. Henry, C. Reyna, and B. Weiner. Hate welfare but help the poor: How the attributional content of stereotypes explains the paradox of reactions to the destitute in america 1. *Journal of Applied Social Psychology*, 34(1):34–58, 2004.
 - [70] K. Hirano, G. Imbens, and G. Ridder. Efficient estimation of average treatment effects using the estimated propensity score. *Econometrica*, 71(4):1161–1189, 2003.
 - [71] P. W. Holland. Statistics and causal inference. *Journal of the American statistical Association*, 81(396):945–960, 1986.
 - [72] V. J. Hotz, G. W. Imbens, and J. H. Mortimer. Predicting the efficacy of future training programs using past experiences at other locations. *Journal of Econometrics*, 125(1-2):241–270, 2005.
 - [73] D. Hovy and A. Søgaard. Tagging performance correlates with author age. In *Proceedings of the 53rd Annual Meeting of the Association for Computational Linguistics (Short Papers)*, volume 2, pages 483–488, 2015.
 - [74] T.-C. Hu, F. Moricz, and R. Taylor. Strong laws of large numbers for arrays of rowwise independent random variables. *Acta Mathematica Hungarica*, 54(1-2):153–162, 1989.
 - [75] J. Huang, A. Gretton, K. M. Borgwardt, B. Schölkopf, and A. J. Smola. Correcting sample selection bias by unlabeled data. In *Advances in Neural Information Processing Systems 20*, pages 601–608, 2007.
 - [76] K. Imai and M. Ratkovic. Estimating treatment effect heterogeneity in randomized program evaluation. *The Annals of Applied Statistics*, 7(1):443–470, 2013.
 - [77] G. Imbens and D. Rubin. *Causal Inference for Statistics, Social, and Biomedical Sciences*. Cambridge University Press, 2015.
 - [78] W. G. Jacoby. Issue framing and public opinion on government spending. *American Journal of Political Science*, pages 750–767, 2000.
 - [79] H. L. Kern, E. A. Stuart, J. Hill, and D. P. Green. Assessing methods for generalizing experimental impact estimates to target populations. *Journal of Research on Educational Effectiveness*, 9(1):103–127, 2016.
 - [80] K. Kim, J. Kim, and E. H. Kennedy. Causal effects based on distributional distances. *arXiv:1806.02935 [stat.ML]*, 2018.
 - [81] J. Kluegel and E. R. Smith. *Beliefs about Inequality: Americans’ Views of what is and what Ought to be*. New York: A. de Gruyter, 1986.
 - [82] Y. A. Koshevnik and B. Y. Levit. On a non-parametric analogue of the information matrix.

- Theory of Probability & Its Applications*, 21(4):738–753, 1977.
- [83] D. Kuhn, P. M. Esfahani, V. A. Nguyen, and S. Shafieezadeh-Abadeh. Wasserstein distributionally robust optimization: Theory and applications in machine learning. In *Operations Research & Management Science in the Age of Analytics*, pages 130–166. INFORMS, 2019.
 - [84] S. R. Künzel, J. S. Sekhon, P. J. Bickel, and B. Yu. Metalearners for estimating heterogeneous treatment effects using machine learning. *Proceedings of the National Academy of Sciences*, 116(10):4156–4165, 2019.
 - [85] H. Lam and E. Zhou. Quantifying input uncertainty in stochastic optimization. In *Proceedings of the 2015 Winter Simulation Conference*. IEEE, 2015.
 - [86] J. A. Leigh, M. Alvarez, and C. J. Rodriguez. Ethnic minorities and coronary heart disease: an update and future directions. *Current atherosclerosis reports*, 18(2):9, 2016.
 - [87] C. R. Lesko, A. L. Buchanan, D. Westreich, J. K. Edwards, M. G. Hudgens, and S. R. Cole. Generalizing study results: a potential outcomes perspective. *Epidemiology (Cambridge, Mass.)*, 28(4):553, 2017.
 - [88] D. Lloyd-Jones, R. Adams, T. Brown, M. Carnethon, S. Dai, G. De Simone, T. Ferguson, E. Ford, K. Furie, C. Gillespie, et al. Heart disease and stroke statistics–2010 update: a report from the American Heart Association. *Circulation*, 121(7):e46, 2010.
 - [89] Y. Makovoz. Random approximants and neural networks. *Journal of Approximation Theory*, 85(1):98–109, 1996.
 - [90] G. McLachlan and D. Peel. *Finite Mixture Models*. John Wiley & Sons, 2004.
 - [91] N. Meinshausen and P. Bühlmann. Maximin effects in inhomogeneous large-scale data. *The Annals of Statistics*, 43(4):1801–1830, 2015.
 - [92] S. Miller and L. R. Wherry. Health and access to care during the first 2 years of the aca medicaid expansions. *New England Journal of Medicine*, 376(10):947–956, 2017.
 - [93] W. K. Newey. Semiparametric efficiency bounds. *Journal of applied econometrics*, 5(2): 99–135, 1990.
 - [94] J. Neyman. Optimal asymptotic tests of composite statistical hypotheses. *Probability and Statistics*, 416(44), 1959.
 - [95] X. Nie and S. Wager. Quasi-oracle estimation of heterogeneous treatment effects. *arXiv:1712.04912 [stat.ML]*, 2017.
 - [96] J. Pearl and E. Bareinboim. External validity: From do-calculus to transportability across populations. *Statistical Science*, pages 579–595, 2014.
 - [97] J. Pfanzagl and W. Wefelmeyer. Contributions to a general asymptotic statistical theory. *Statistics & Risk Modeling*, 3(3-4):379–388, 1985.
 - [98] S. Powers, J. Qian, K. Jung, A. Schuler, N. H. Shah, T. Hastie, and R. Tibshirani. Some methods for heterogeneous treatment effect estimation in high-dimensions. *arXiv:1707.00102*

- [stat.ML], 2017.
- [99] A. Rajkomar, M. Hardt, M. D. Howell, G. Corrado, and M. H. Chin. Ensuring fairness in machine learning to advance health equity. *Annals of Internal Medicine*, 2018.
 - [100] P. Rajpurkar, R. Jia, and P. Liang. Know what you don’t know: Unanswerable questions for squad. In *Proceedings of the Annual Meeting of the Association for Computational Linguistics*, 2018.
 - [101] D. H. Rehkopf, N. Krieger, B. Coull, and L. F. Berkman. Biologic risk markers for coronary heart disease: nonlinear associations with income. *Epidemiology*, pages 38–46, 2010.
 - [102] J. Rigdon, M. Baiocchi, and S. Basu. Preventing false discovery of heterogeneous treatment effect subgroups in randomized trials. *Trials*, 19(1):382, 2018.
 - [103] J. M. Robins and A. Rotnitzky. Semiparametric efficiency in multivariate regression models with missing data. *Journal of the American Statistical Association*, 90(429):122–129, 1995.
 - [104] J. M. Robins, A. Rotnitzky, and L. P. Zhao. Estimation of regression coefficients when some regressors are not always observed. *Journal of the American statistical Association*, 89(427): 846–866, 1994.
 - [105] R. T. Rockafellar and S. Uryasev. Optimization of conditional value-at-risk. *Journal of Risk*, 2:21–42, 2000.
 - [106] R. T. Rockafellar and R. J. B. Wets. *Variational Analysis*. Springer, New York, 1998.
 - [107] W. Römisch. Delta method, infinite dimensional. *Encyclopedia of Statistical Sciences*, 2005.
 - [108] P. R. Rosenbaum. Observational studies. In *Observational studies*, pages 1–17. Springer, 2002.
 - [109] C. Rothe. Nonparametric estimation of distributional policy effects. *Journal of Econometrics*, 155(1):56–70, 2010.
 - [110] D. Rothenhäusler, N. Meinshausen, and P. Bühlmann. Confidence intervals for maximin effects in inhomogeneous large-scale data. In *Statistical Analysis for High-Dimensional Data*, pages 255–277. Springer, 2016.
 - [111] D. Rothenhäusler, P. Bühlmann, N. Meinshausen, and J. Peters. Anchor regression: heterogeneous data meets causality. *arXiv:1801.06229 [stat.ME]*, 2018.
 - [112] D. B. Rubin. Estimating causal effects of treatments in randomized and nonrandomized studies. *Journal of Educational Psychology*, 66(5):688–701, 1974.
 - [113] D. B. Rubin. Randomization analysis of experimental data: The fisher randomization test comment. *Journal of the American Statistical Association*, 75(371):591–593, 1980.
 - [114] D. B. Rubin. Causal inference using potential outcomes: Design, modeling, decisions. *Journal of the American Statistical Association*, 100(469):322–331, 2005.
 - [115] R. Rudowitz and A. Valentine. Medicaid enrollment & spending growth: Fy 2017 & 2018. *Menlo Park, CA, The Henry J. Kaiser Family Foundation*, 2017.

- [116] K. Saenko, B. Kulis, M. Fritz, and T. Darrell. Adapting visual category models to new domains. In *Proceedings of the European Conference on Computer Vision*, pages 213–226. Springer, 2010.
- [117] P. Sapiezynski, V. Kassarnig, and C. Wilson. Academic performance prediction in a gender-imbalanced environment. In *Proceedings of the Eleventh ACM Conference on Recommender Systems*, volume 1, pages 48–51, 2017.
- [118] L. Schumaker. *Spline functions: basic theory*. Cambridge University Press, 2007.
- [119] W. R. Shadish, T. D. Cook, and D. T. Campbell. *Experimental and quasi-experimental designs for generalized causal inference/William R. Shadish, Thomas D. Cook, Donald T. Campbell*. Boston: Houghton Mifflin,, 2002.
- [120] U. Shalit, F. D. Johansson, and D. Sontag. Estimating individual treatment effect: generalization bounds and algorithms. In *Proceedings of the 34th International Conference on Machine Learning-Volume 70*, pages 3076–3085, 2017.
- [121] A. Shapiro, D. Dentcheva, and A. Ruszczyński. *Lectures on Stochastic Programming: Modeling and Theory*. SIAM and Mathematical Programming Society, 2009.
- [122] P. Shenoy and A. Harugeri. Elderly patients participation in clinical trials. *Perspectives in clinical research*, 6(4):184, 2015.
- [123] H. Shimodaira. Improving predictive inference under covariate shift by weighting the log-likelihood function. *Journal of Statistical Planning and Inference*, 90(2):227–244, 2000.
- [124] A. Sinha, H. Namkoong, and J. C. Duchi. Certifiable distributional robustness with principled adversarial training. *arXiv:1710.10571 [stat.ML]*, 2017.
- [125] B. D. Sommers, M. Z. Gunja, K. Finegold, and T. Musco. Changes in self-reported insurance coverage, access to care, and health under the affordable care act. *Journal of the American Medical Association*, 314(4):366–374, 2015.
- [126] B. D. Sommers, R. J. Blendon, E. J. Orav, and A. M. Epstein. Changes in utilization and health among low-income adults after medicaid expansion or expanded private insurance. *JAMA Internal Medicine*, 176(10):1501–1509, 2016.
- [127] SPRINT Research Group. A randomized trial of intensive versus standard blood-pressure control. *New England Journal of Medicine*, 373(22):2103–2116, 2015.
- [128] E. A. Stuart, S. R. Cole, C. P. Bradshaw, and P. J. Leaf. The use of propensity scores to assess the generalizability of results from randomized trials. *Journal of the Royal Statistical Society: Series A (Statistics in Society)*, 174(2):369–386, 2011.
- [129] X. Su, C.-L. Tsai, H. Wang, D. M. Nickerson, and B. Li. Subgroup analysis via recursive partitioning. *Journal of Machine Learning Research*, 10(Feb):141–158, 2009.
- [130] M. Sugiyama, M. Krauledat, and K.-R. Müller. Covariate shift adaptation by importance weighted cross validation. *Journal of Machine Learning Research*, 8:985–1005, 2007.
- [131] M. Sugiyama, S. Nakajima, H. Kashima, P. V. Buenau, and M. Kawanabe. Direct importance

- estimation with model selection and its application to covariate shift adaptation. In *Advances in Neural Information Processing Systems 21*, pages 1433–1440, 2008.
- [132] R. Tatman. Gender and dialect bias in YouTube’s automatic captions. In *First Workshop on Ethics in Natural Language Processing*, volume 1, pages 53–59, 2017.
 - [133] S. L. Taubman, H. L. Allen, B. J. Wright, K. Baicker, and A. N. Finkelstein. Medicaid increases emergency-department use: evidence from oregon’s health insurance experiment. *Science*, 343(6168):263–268, 2014.
 - [134] A. F. Timan. *Theory of approximation of functions of a real variable*, volume 34. Elsevier, 1963.
 - [135] E. Tipton. How generalizable is your experiment? an index for comparing experimental samples and populations. *Journal of Educational and Behavioral Statistics*, 39(6):478–501, 2014.
 - [136] A. Torralba and A. A. Efros. Unbiased look at dataset bias. In *Proceedings of the IEEE Conference on Computer Vision and Pattern Recognition*, pages 1521–1528. IEEE, 2011.
 - [137] A. Tsiatis. *Semiparametric theory and missing data*. Springer Science & Business Media, 2007.
 - [138] Y. Tsuboi, H. Kashima, S. Hido, S. Bickel, and M. Sugiyama. Direct density ratio estimation for large-scale covariate shift adaptation. *Journal of Information Processing*, 17:138–155, 2009.
 - [139] A. W. van der Vaart. *Asymptotic Statistics*. Cambridge Series in Statistical and Probabilistic Mathematics. Cambridge University Press, 1998.
 - [140] A. W. van der Vaart and J. A. Wellner. *Weak Convergence and Empirical Processes: With Applications to Statistics*. Springer, New York, 1996.
 - [141] S. Wager and S. Athey. Estimation and inference of heterogeneous treatment effects using random forests. *Journal of the American Statistical Association*, 113(523):1228–1242, 2018.
 - [142] M. J. Wainwright. *High-Dimensional Statistics: A Non-Asymptotic Viewpoint*. Cambridge University Press, 2019.
 - [143] D. Yue, P. W. Rasmussen, and N. A. Ponce. Racial/ethnic differential effects of medicaid expansion on health care access. *Health Services Research*, 53(5):3640–3656, 2018.
 - [144] I. Zadik, L. Mackey, and V. Syrgkanis. Orthogonal machine learning: Power and limitations. In *International Conference on Machine Learning*, pages 5723–5731, 2018.
 - [145] T. Zhang. Covering number bounds of certain regularized linear function classes. *Journal of Machine Learning Research*, 2(Mar):527–550, 2002.
 - [146] Y. Zhang, H. Li, S.-j. Liu, G.-j. Fu, Y. Zhao, Y.-J. Xie, Y. Zhang, and Y.-x. Wang. The associations of high birth weight with blood pressure and hypertension in later life: a systematic review and meta-analysis. *Hypertension Research*, 36(8):725–735, 2013.

A Review of nuisance estimation approaches

In this section, we review standard loss minimization approaches to estimating the nuisance parameters μ_1^*, μ_0^*, e^* . For ease of exposition, we focus on estimation of $\mu_1^* = \mathbb{E}[Y(1)|X = x]$; directly analogous results are available for μ_0^* and e^* . Our starting point is the fact that μ_1^* is the solution to the loss minimization problem

$$\underset{\mu_1(\cdot): \text{measurable}}{\text{minimize}} \quad \mathbb{E}[(Y - \mu_1(X))^2 \mid Z = 1]. \quad (16)$$

We consider empirical plug-in estimators $\hat{\mu}_{1,k}$ on the auxiliary sample I_k^c , given by the (approximate) solution to the following optimization problem

$$\underset{\mu_1}{\text{minimize}} \quad \sum_{i \in I_k^c} Z_i (Y_i - \mu_1(X_i))^2, \quad (17)$$

where the minimization problem is taken over a suitably chosen (possibly regularized) model class.

The guarantees we focus on below scale separately in the complexity of model classes for $\hat{\mu}_{1,k}$ and $\hat{\mu}_{0,k}$. On the other hand, our most stringent rate requirement $\|\hat{\mu}_k - \mu^*\|_{L^\infty(\mathcal{X})} = o_p(n^{-1/3})$ only requires convergence of $\hat{\mu}_k = \hat{\mu}_{1,k} - \hat{\mu}_{0,k}$; see Künzel et al. [84] for procedures that scale with the complexity of $\hat{\mu}_k$, which are advantageous when μ^* has significantly lower complexity than μ_1^* and μ_0^* .

A.1 High-dimensional estimation

We consider two typical estimation scenarios involving high dimensional covariates X . Our guarantees in this subsection require that the model class \mathcal{M} we optimize over in the empirical problem (17) be well-specified (i.e., $\mu_1^* \in \mathcal{M}$). We relax this condition in Section A.2, where we consider nonparametric estimators.

Example 1 (Sparse linear regression): Consider the sparse linear regression problem

$$Y(1) = \theta^{*\top} X + \varepsilon,$$

where $\varepsilon \perp\!\!\!\perp X$, $\mathbb{E}[\varepsilon] = 0$, and $\|\varepsilon\|_\infty \leq 1$ (so that $\mu_1^*(X) = \theta^{*\top} X$). We consider the scenario where θ^* is s -sparse, $\|\theta^*\|_0 \leq s$, and satisfies $\|\theta^*\|_1 \leq 1$. We assume $\|X\|_\infty \leq 1$ a.s. for simplicity.

Let $\hat{\mu}_{1,k}$ be the solution to the empirical optimization problem (17) over the model class

$$\mathcal{M} = \left\{ x \mapsto \theta^\top x : \|\theta\|_0 \leq s, \|\theta\|_1 \leq 1 \right\}.$$

A standard localized Rademacher complexity argument [14, 142] and another standard covering bound over a class of linear functions [145, 140] show that with probability at least $1 - \Delta$,

$$\|\hat{\mu}_{1,k} - \mu_1^*\|_{L^2(\mathcal{X})} = O \left(\sqrt{\frac{s \log(d/s)}{n}} + \sqrt{\frac{\log(1/\Delta)}{n}} \right).$$

We conclude that the rate requirements for $\hat{\mu}_{1,k}$ given in Assumption 4 hold whenever $s \log d \ll n^{1/3}$.

Similar rates can be shown for the (convex) Lasso-regularized model class $\{x \mapsto \theta^\top x : \|\theta\|_1 \leq \|\theta^*\|_1\}$ under the standard restricted eigenvalue conditions on $\{X_i\}_{i \in I_k^c}$. Variants of these results can also be shown when these norm constraints appear as regularizers in the objective. We refer the reader to Wainwright [142] and Hastie et al. [66, Chapter 11] for a detailed overview of related results. \diamond

Example 2 (Neural networks): Consider neural networks with ReLU activations $v(a) = \max(a, 0)$

$$\mathcal{M} = \left\{ \mu_1(x) = A_L v(A_{L-1} v(\cdots v(A_1 x) \cdots)) : A_l \in \mathbb{R}^{d_l \times d_{l-1}}, \|\mu_1\|_{L^\infty(\mathcal{X})} \leq C \right\},$$

where $d_0 = d$ and $d_L = 1$. We assume that the depth of the network, L , is deep enough to represent the true parameter μ_1^* so that $\mu_1^* \in \mathcal{M}$ and $Y(1) = \mu_1^*(X) + \varepsilon$, where $\varepsilon \perp X$, $\mathbb{E}[\varepsilon] = 0$, and $\|\varepsilon\|_\infty \leq 1$.

Let $d_{\mathcal{M}} = \prod_{l=1}^L d_l d_{l-1}$ be the number of parameters in the neural network. Again, standard a localized Rademacher complexity argument [14, 142] and bounds on the VC dimension for neural networks [15, Theorem 6] yields

$$\|\hat{\mu}_{1,k} - \mu_1^*\|_{L^2(\mathcal{X})} = O\left(\sqrt{\frac{d_{\mathcal{M}} L \log d_{\mathcal{M}} \log C}{n}} + \sqrt{\frac{\log(1/\Delta)}{n}}\right)$$

with probability at least $1 - \Delta$. Rate requirements for $\hat{\mu}_{1,k}$ given in Assumption 4 hold whenever $d_{\mathcal{M}} L \log d_{\mathcal{M}} \log C \ll n^{1/3}$. \diamond

A.2 Sieve estimation

We now move away from well-specified parametric approaches, and consider nonparametric sieve estimators that take an increasing sequence $\mathcal{M}_n \subset \mathcal{M}_{n+1} \subset \cdots \subset \mathcal{M}^*$ of spaces of functions as the model class in the empirical optimization problem (17) [55]. We let \mathcal{M}^* be the (nonparametric) set of suitably smooth functions, and only require that $\mu_1^* \in \mathcal{M}^*$, allowing very general class of functions and misspecified model classes \mathcal{M}_n . By appropriately choosing the approximation space \mathcal{M}_n , which we call *sieves*, we can provide estimation guarantees required in Assumption 4 whenever μ_1^* is smooth enough. We refer the reader to Chen [30] for a detailed overview of sieve estimators.

For concreteness, we consider the following sieve spaces.

Example 3 (Polynomials): Let $\text{Pol}(J)$ be the space of J -th order polynomials on $[0, 1]$

$$\text{Pol}(J) := \left\{ [0, 1] \ni x \mapsto \sum_{k=0}^J a_k x^k : a_k \in \mathbb{R} \right\},$$

and let the sieve be $\mathcal{M}_n := \{x \mapsto \Pi_{k=1}^d f_k(x_k) \mid f_k \in \text{Pol}(J_n), k = 1, \dots, d\}$, for $J_n \rightarrow \infty$. \diamond

Example 4 (Splines): Consider knots $0 = t_0 < \dots < t_{J+1} = 1$ such that

$$\frac{\max_{0 \leq j \leq J} (t_{j+1} - t_j)}{\min_{0 \leq j \leq J} (t_{j+1} - t_j)} \leq c$$

for some $c > 0$. Let space of r -th order splines with J knots be

$$\text{Spl}(r, J) := \left\{ x \mapsto \sum_{k=0}^{r-1} a_k x^k + \sum_{j=1}^J b_j (x - t_j)_+^{r-1}, x \in [0, 1] : a_k, b_k \in \mathbb{R} \right\},$$

and the corresponding sieve $\mathcal{M}_n := \{x \mapsto f_1(x_1) f_2(x_2) \dots f_d(x) \mid f_k \in \text{Spl}(r, J_n), k = 1, \dots, d\}$ for some integer $r \geq [p] + 1$ and $J_n \rightarrow \infty$. \diamond

The empirical approximation (17) over $\mu_1 \in \mathcal{M}_n$ is a convex optimization problem when \mathcal{M}_n is a finite dimensional linear space, as in Examples 3 or 4.

We also consider neural networks with one hidden layer, without requiring that the model class is well-specified as in Section A.1.

Example 5 (Neural network with one hidden layer): Consider neural networks with one hidden layer, with the sigmoid activation function $v(a) = (1 + \exp^{-a})^{-1}$

$$\mathcal{M}_n := \left\{ x \mapsto a_0 + \sum_{j=1}^{J_n} a_j v(b_j^\top x + b_{0,j}) : a_j, b_{0,j} \in \mathbb{R}, b_j \in \mathbb{R}^d, \max \left(\sum_{j=0}^{J_n} |a_j|, \max_{1 \leq j \leq J_n} \sum_{i=0}^d |b_{ij}| \right) \leq C \right\},$$

for some $C > 0$ and $J_n \rightarrow \infty$. \diamond

To establish asymptotic convergence of $\hat{\mu}_{1,k}$, we need some regularity conditions. First, we assume a condition that allows control of supremum norm errors using the $L^2(P)$ -norm. This is an important requirement used to show convergence [30] of sieve estimators.

Assumption 7. Let $P_{X|Z=1}$ have density $p_1(x)$ with respect to the Lebesgue measure, such that $0 < \inf_{x \in \mathcal{X}} p_1(x) \leq \sup_{x \in \mathcal{X}} p_1(x) < \infty$.

For the first two examples, we will assume that μ_1^* belong in a Hölder class. Recall that the Hölder class $\Lambda_R^p(\mathcal{X})$ of p -smooth functions for $p_1 = \lceil p \rceil - 1$ and $p_2 = p - p_1$ is given by

$$\Lambda_R^p(\mathcal{X}) := \left\{ h \in C^{p_1}(\mathcal{X}) : \sup_{\substack{x \in \mathcal{X} \\ \sum_{l=1}^d \alpha_l < p_1}} |D^\alpha h(x)| + \sup_{\substack{x \neq x' \in \mathcal{X} \\ \sum_{l=1}^d \beta_l = p_1}} \frac{|D^\beta h(x) - D^\beta h(x')|}{\|x - x'\|^{p_2}} \leq R \right\},$$

where $C^{p_1}(\mathcal{X})$ denotes the space of p_1 -times continuously differentiable functions on \mathcal{X} , and $D^\alpha = \frac{\partial^\alpha}{\partial \alpha_1 \dots \partial \alpha_d}$, for any d -tuple of nonnegative integers $\alpha = (\alpha_1, \dots, \alpha_d)$.

Assumption 8. Let $\mathcal{X} = \mathcal{X}_1 \times \dots \times \mathcal{X}_d$ be the Cartesian product of compact intervals $\mathcal{X}_1, \dots, \mathcal{X}_d$, and assume $\mu_1^* \in \Lambda_R^p(\mathcal{X}) =: \mathcal{M}^*$ for some $R > 0$.

The assumption $\mu_1^* \in \Lambda_R^p(\mathcal{X})$ allows general functions μ_1^* while ensuring it is well-approximated by finite dimensional linear sieves. In particular, sieve spaces in Examples 3 and 4 achieve approximation error $\inf_{\mu_1 \in \mathcal{M}_n} \|\mu_1 - \mu_1^*\|_\infty = O(J_n^{-p})$ (see, e.g., [134, Sec. 5.3.1] or [118, Thm. 12.8]). Similar guarantees also hold for wavelet bases (as well as others) [39, 30], though we omit it for brevity.

By choosing J_n to optimally trade off statistical estimation error and approximation error, we can achieve optimal nonparametric convergence rates. The following theorem is a straightforward consequence of Chen and Shen [31].

Lemma 2 (Chen and Shen [31]). For $\mathcal{X} = [0, 1]^d$, consider \mathcal{M}_n in Example 3 or 4 with $J_n \asymp n^{\frac{1}{2p+d}}$. Let Assumptions 3, 8, 7 hold, and let $\hat{\mu}_{1,k}$ be a $O_p\left(\left(\frac{\log n}{n}\right)^{\frac{2p}{2p+d}}\right)$ -approximate optimizer of the empirical problem (17). Then, we have $\|\hat{\mu}_1 - \mu_1\|_{2,P} = O_p\left(\left(\frac{\log n}{n}\right)^{\frac{p}{2p+d}}\right)$.

The above result states that when $p > d$, that is when μ_1^* is sufficiently smooth relative to the dimension, relevant requirements in Assumption 4 are satisfied.

For neural networks with one hidden layer, we have the following result which builds out of universal approximation guarantees shown by Barron [13] and Makovoz [89].

Lemma 3 (Chen and Shen [31]). *Let Assumptions 3, 7 hold, and let μ_1^\star be given by $\mu_1^\star(x) = \int \exp(ia^\top x) d\nu(a)$ for some complex valued measure ν on \mathbb{R}^d such that for some $C > 0$*

$$\int \max(\|a\|_1, 1) d|\nu|_{\text{tv}}(a) \leq C,$$

where $|\nu|_{\text{tv}}$ is the total variation of ν . If $\hat{\mu}_{1,k}$ is the solution to the empirical problem (17) with the sieve space considered in Example 5, then $\|\hat{\mu}_1 - \mu_1\|_{2,P} = O_p\left(\left(\frac{\log n}{n}\right)^{\frac{1+d^{-1}}{4(1+(2d)^{-1})}}\right)$.

B Proof of Theorem 1: Part I

In this section, we prove that for each $k \in [K]$,

$$\sqrt{|I_k|} \left(T\left(\hat{P}_k; \hat{\mu}_{0,k}, \hat{\mu}_{1,k}, \hat{e}_k, \hat{h}_k\right) - T\left(P; \hat{\mu}_{0,k}, \hat{\mu}_{1,k}, \hat{e}_k, \hat{h}_k\right) \right) = \frac{1}{\sqrt{|I_k|}} \sum_{i \in I_k} \psi(D_i) + o_p(1). \quad (18)$$

In the rest of the proof, let $I_k^{c,\infty}$ be the set of indices *not* in I_k , as $n \rightarrow \infty$.

We begin by showing that the feasibility region in the dual formulation of the WTE $_\alpha$ can be restricted to a compact set. Let S_α be an interval around $P_{1-\alpha}^{-1}(\mu^\star)$

$$S_\alpha := [P_{1-\alpha}^{-1}(\mu^\star) \pm 1].$$

Proposition 3. *Under the conditions of Theorem 1, following occurs eventually with probability 1*

$$\operatorname{argmin}_\eta \left\{ \frac{1}{\alpha} \mathbb{E}_{X \sim \hat{P}_k} (\hat{\mu}_k(X) - \eta)_+ + \eta \right\} \subseteq S_\alpha \quad \text{and} \quad \operatorname{argmin}_\eta \left\{ \frac{1}{\alpha} \mathbb{E}_{X \sim P} (\hat{\mu}_k(X) - \eta)_+ + \eta \right\} \subseteq S_\alpha.$$

See Section B.1 for a proof of Proposition 3.

Consider the modified version of the functional (9) where the inf is taken over S_α instead of \mathbb{R}

$$T_{S_\alpha}(Q; \mu_0, \mu_1, e, h) := \inf_{\eta \in S_\alpha} \left\{ \frac{1}{\alpha} \mathbb{E}_{D \sim Q} (\mu(X) - \eta)_+ + \eta \right\} + \mathbb{E}_{D \sim Q} [\kappa(D; \mu_0, \mu_1, e, h)]. \quad (19)$$

From Proposition 3, the following event happens almost surely

$$\inf_{\eta \in S_\alpha} \left\{ \frac{1}{\alpha} \mathbb{E}_{X \sim \hat{P}_k} (\hat{\mu}_k(X) - \eta)_+ + \eta \right\} = \inf_{\eta} \left\{ \frac{1}{\alpha} \mathbb{E}_{X \sim \hat{P}_k} (\hat{\mu}_k(X) - \eta)_+ + \eta \right\} \quad \text{eventually} \quad (20a)$$

$$\inf_{\eta \in S_\alpha} \left\{ \frac{1}{\alpha} \mathbb{E}_{X \sim P} (\hat{\mu}_k(X) - \eta)_+ + \eta \right\} = \inf_{\eta} \left\{ \frac{1}{\alpha} \mathbb{E}_{X \sim P} (\hat{\mu}_k(X) - \eta)_+ + \eta \right\} \quad \text{eventually} \quad (20b)$$

For the claim (18), it hence suffices to show

$$\sqrt{|I_k|} \left(T_{S_\alpha} \left(\hat{P}_k; \hat{\mu}_{0,k}, \hat{\mu}_{1,k}, \hat{e}_k, \hat{h}_k \right) - T_{S_\alpha} \left(P; \hat{\mu}_{0,k}, \hat{\mu}_{1,k}, \hat{e}_k, \hat{h}_k \right) \right) = \frac{1}{\sqrt{|I_k|}} \sum_{i \in I_k} \psi(D_i) + o_p(1). \quad (21)$$

Recalling the definition of \mathcal{U} in the paragraph preceding Assumption 5, define the event

$$\mathcal{E}_{n,k} := \{ \hat{\mu}_k \in \mathcal{U}, \text{ and conditions of Assumption 4 holds for } k \}. \quad (22)$$

In what follows, we show convergence (21) conditional on $\mathcal{E}_{n,k}$. This conditional convergence implies the unconditional result (21): for any sequence of random variables W_n satisfying $\mathbb{P}(W_n > \delta \mid \mathcal{E}_{n,k}) \rightarrow 0$, we have $\mathbb{P}(W_n > \delta) \rightarrow 0$ since $\mathbb{P}(\mathcal{E}_{n,k}) \rightarrow 1$ by Assumptions 4, 5.

We begin by showing that the empirical measure \widehat{P}_k weakly converges uniformly (at the \sqrt{n} -rate) over the following set of functions

$$f_{n,\eta}(D) := \frac{1}{\alpha} (\widehat{\mu}_k(X) - \eta)_+ + \eta \text{ for } \eta \in S_\alpha,$$

$$f_{n,P_{1-\alpha}^{-1}(\mu^*)+2}(D) := \kappa(D; \widehat{\mu}_{0,k}, \widehat{\mu}_{1,k}, \widehat{e}_k, \widehat{h}_k),$$

recalling that $S_\alpha := [P_{1-\alpha}^{-1}(\mu^*) \pm 1]$. The above functions are identified by elements of the index set $\Lambda := S_\alpha \cup \{P_{1-\alpha}^{-1}(\mu^*) + 2\}$. We denote by $\ell^\infty(\Lambda)$ the space of uniformly bounded functions on Λ endowed with the supremum norm, and view measures as bounded functionals on Λ so that $\widehat{P}_k : \eta \mapsto \mathbb{E}_{D \sim \widehat{P}_k} f_{n,\eta}(D)$ and $P_n : \eta \mapsto \mathbb{E}_{D \sim P} f_{n,\eta}(D)$. We have the following key result, which we prove in Section B.2.

Proposition 4. *Under the conditions of Theorem 1, conditional on $\mathcal{E}_{n,k}$,*

$$\sqrt{n} \left(\mathbb{E}_{D \sim \widehat{P}_k} f_{n,\eta}(D) - \mathbb{E}_{D \sim P} f_{n,\eta}(D) \right) \overset{d}{\rightsquigarrow} \mathbb{G} \text{ in } \ell^\infty(\Lambda),$$

where \mathbb{G} is a Gaussian process on $\Lambda = S_\alpha \cup \{P_{1-\alpha}^{-1}(\mu^*) + 2\}$ with covariance $\Sigma(\eta, \eta')$ given by

$$\begin{aligned} & \frac{1}{\alpha^2} \mathbb{E} \left[(\mu^*(X) - \eta)_+ (\mu^*(X) - \eta')_+ \right] + \frac{\eta'}{\alpha} \mathbb{E} \left[(\mu^*(X) - \eta)_+ \right] + \frac{\eta}{\alpha} \mathbb{E} \left[(\mu^*(X) - \eta')_+ \right] \text{ if } \eta, \eta' \in S_\alpha \\ & \frac{1}{\alpha} \mathbb{E} \left[(\mu^*(X) - \eta)_+ \kappa(D; \mu_0^*, \mu_1^*, e^*, h^*) \right] \text{ if } \eta \in S_\alpha, \eta' = P_{1-\alpha}^{-1}(\mu^*) + 2 \\ & \mathbb{E} \left[\kappa(D; \mu_0^*, \mu_1^*, e^*, h^*)^2 \right] \text{ if } \eta = \eta' = P_{1-\alpha}^{-1}(\mu^*) + 2. \end{aligned}$$

Next, we apply the functional delta method to the map $Q \mapsto T_{S_\alpha}(Q; \widehat{\mu}_{0,k}, \widehat{\mu}_{1,k}, \widehat{e}_k, \widehat{h}_k)$ by establishing uniform Hadamard differentiability of the functional. We begin by formally recalling the functional delta method. Let $\lambda : \mathbb{D}_\lambda \subset \mathbb{D} \rightarrow \mathbb{R}$ be a functional on a metrizable topological vector space \mathbb{D} and its (arbitrary) subset \mathbb{D}_λ . Let r_n be a sequence of constants such that $r_n \rightarrow \infty$, and let P_n, P be elements of $\mathbb{D}_\lambda \subset \mathbb{D}$ such that $P_n \rightarrow P$. In the result below, the sets Ω_n are sample spaces defined for each n .

Lemma 4 ([140, Delta method, Theorem 3.9.5]). *Let $\mathbb{D}_0 \subseteq \mathbb{D}$. For every converging sequence $H_n \in \mathbb{D}$ such that $P_n + r_n^{-1} H_n \in \mathbb{D}_\lambda$ for all n , and $H_n \rightarrow H \in \mathbb{D}_0 \subset \mathbb{D}$, let there be a map $d\lambda_P(\cdot)$ on \mathbb{D}_0 such that*

$$r_n(\lambda(P_n + r_n^{-1} H_n) - \lambda(P_n)) \rightarrow d\lambda_P(H).$$

Let $\xi_n : \Omega_n \rightarrow \mathbb{D}_\lambda$ be maps with $\sqrt{n}(\xi_n - P_n) \overset{d}{\rightsquigarrow} \xi$ in \mathbb{D} , where ξ is separable and takes values in \mathbb{D}_0 . If $d\lambda_P(\cdot)$ can be extended to the whole of \mathbb{D} as a linear, continuous map, then

$$r_n(\lambda(\xi_n) - \lambda(P_n)) - d\lambda_P(r_n(\xi_n - P)) \xrightarrow{P} 0.$$

Our goal is to apply Lemma 4 to the functional $\lambda = T_{S_\alpha}$, where $\mathbb{D} = \ell^\infty(\Lambda)$, $r_n = \sqrt{|I_k|}$, $\xi_n = \widehat{P}_k : \eta \mapsto \mathbb{E}_{\widehat{P}_k} f_{n,\eta}$, and $P_n : \eta \mapsto \mathbb{E}_P f_{n,\eta}$. We first show that the infimization functional

$$\lambda_{\text{opt}}(H) := \inf_{\eta \in S_\alpha} H(\eta)$$

satisfies uniform Hadamard differentiability required in Lemma 4. Let $\mathbb{D}_{\lambda_{\text{opt}}}$ be the set of functions

$$\eta \mapsto \begin{cases} \frac{1}{\alpha} \mathbb{E}_Q (\mu(X) - \eta)_+ + \eta & \text{if } \eta \in S_\alpha \\ \mathbb{E}_Q [\kappa(D; \mu_0, \mu_1, e, h)] & \text{if } \eta = P_{1-\alpha}^{-1}(\mu^*) + 2 \end{cases}$$

such that Q is a probability on \mathcal{D} , $\mathbb{E}[\mu^2(X)] < \infty$, $e(\cdot) \in [c, 1 - c]$, and $|h| \leq M_h$. We interpret P as a element of this set with $\mu = \mu^*$. In the below lemma, define the set

$$\mathbb{D}_0 := \{H \in \ell^\infty(\Lambda) : \eta \mapsto H(\eta) \text{ is continuous}\}.$$

Lemma 5. *Assume that the hypothesis of Theorem 1 holds. On the event $\mathcal{E}_{n,k}$, $\lambda_{\text{opt}} : \mathbb{D}_{\lambda_{\text{opt}}} \subset \ell^\infty(\Lambda) \rightarrow \mathbb{R}$ satisfies the following: for every converging sequence $H_n \in \ell^\infty(\Lambda)$ s.t. $P_n + |I_k|^{-1/2} H_n \in \mathbb{D}_{\lambda_{\text{opt}}}$ for all n , and $H_n \rightarrow H \in \mathbb{D}_0$,*

$$\sqrt{|I_k|}(\lambda_{\text{opt}}(P_n + |I_k|^{-1/2} H_n) - \lambda_{\text{opt}}(P_n)) \rightarrow H(P_{1-\alpha}^{-1}(\mu^*)) =: d\lambda_{\text{opt},P}(H).$$

We prove the lemma in Section B.3.

Since there is an almost surely equivalent version of the Gaussian process \mathbb{G} (given in Proposition 4) that have continuous sample paths, we can assume \mathbb{G} takes values in \mathbb{D}_0 without loss of generality. Recalling the definition

$$\begin{aligned} T_{S_\alpha}(\widehat{P}_k; \widehat{\mu}_{0,k}, \widehat{\mu}_{1,k}, \widehat{e}_k, \widehat{h}_k) &= \lambda_{\text{opt}}(\widehat{P}_k) + \mathbb{E}_{D \sim \widehat{P}_k}[\kappa(D; \widehat{\mu}_{0,k}, \widehat{\mu}_{1,k}, \widehat{e}_k, \widehat{h}_k)], \\ T_{S_\alpha}(P_n; \widehat{\mu}_{0,k}, \widehat{\mu}_{1,k}, \widehat{e}_k, \widehat{h}_k) &= \lambda_{\text{opt}}(P_n) + \mathbb{E}_{D \sim P}[\kappa(D; \widehat{\mu}_{0,k}, \widehat{\mu}_{1,k}, \widehat{e}_k, \widehat{h}_k)], \end{aligned}$$

Lemma 5 confirms the hypothesis of Lemma 4. Thus, we have shown that conditional on $\mathcal{E}_{n,k}$, the convergence (21) holds. As argued above, this shows our final claim (18).

B.1 Proof of Proposition 3

We use the following elementary result, which is essentially known (e.g., Rockafellar and Uryasev [105]).

Lemma 6. *If a random variable ξ has a positive density at the $(1 - \alpha)$ -quantile $P_{1-\alpha}^{-1}(\xi) := \inf\{t : F_\xi(t) \geq 1 - \alpha\}$, then*

$$\operatorname{argmin}_{\eta} \left\{ \frac{1}{\alpha} \mathbb{E}(\xi - \eta)_+ + \eta \right\} = \{P_{1-\alpha}^{-1}(\xi)\}.$$

Proof of Lemma Let F_ξ be the cumulative distribution of ξ . From first order optimality conditions, η^* is an optimum if $F_\xi(\eta^*) - (1 - \alpha) \in [0, \mathbb{P}(\xi = \eta^*)]$. Since $F_\xi(P_{1-\alpha}^{-1}(\xi)) = 1 - \alpha$ by hypothesis, $P_{1-\alpha}^{-1}(\xi)$ is an optimal solution. To see that this solution is unique, any optimal solution η^* cannot be smaller than $P_{1-\alpha}^{-1}(\xi)$ since it violates the first order optimality condition (recall the definition of the quantile $P_{1-\alpha}^{-1}(\xi)$).

Now, assume that an optimal solution η^* satisfies $\eta^* > P_{1-\alpha}^{-1}(\xi)$. Since ξ has a positive density at $P_{1-\alpha}^{-1}(\xi)$, we have $F_\xi(\eta^*) > 1 - \alpha$, and $\mathbb{P}(\xi = \eta^*) > 0$ by first order optimality conditions. By convexity, for all $a \in [0, 1]$, $a\eta^* + (1 - a)P_{1-\alpha}^{-1}(\xi)$ is an optimal solution; the same argument again gives $\mathbb{P}(\xi = a\eta^* + (1 - a)P_{1-\alpha}^{-1}(\xi)) > 0$ for all $a \in [0, 1]$. This implies that F_ξ has an uncountable number of jumps, which gives a contradiction since F_ξ is a cumulative distribution function (and hence has at most countable jumps). \square

Applying Lemma 6 to $\xi = \mu^*(X)$, we have

$$\{P_{1-\alpha}^{-1}(\mu^*)\} = \inf_{\eta} \left\{ \frac{1}{\alpha} \mathbb{E}(\mu^*(X) - \eta)_+ + \eta \right\}.$$

We proceed by arguing that the solutions to the optimization problems

$$\operatorname{argmin}_{\eta} \left\{ \frac{1}{\alpha} \mathbb{E}_{X \sim \hat{P}_k} (\hat{\mu}_k(X) - \eta)_+ + \eta \right\}, \quad \operatorname{argmin}_{\eta} \left\{ \frac{1}{\alpha} \mathbb{E}_{X \sim P} (\hat{\mu}_k(X) - \eta)_+ + \eta \right\}$$

converge to its population counterpart $P_{1-\alpha}^{-1}(\mu^*)$. The following result is a direct consequence of the powerful theory of epi-convergence [106].

Lemma 7 (Rockafellar and Wets [106, Theorems 7.17, 7.31]). *Let $g_n, g : \mathbb{R} \rightarrow \mathbb{R}$ be proper, closed, convex, and coercive functions, and let $\operatorname{argmin}_{\eta} g(\eta) = \{\eta^*\}$ be unique. If $g_n \rightarrow g$ pointwise, then $\sup_{\eta \in \operatorname{argmin}_{\eta'} g_n(\eta')} |\eta - \eta^*| \rightarrow 0$.*

To prove our two claims, we apply Lemma 7 with $g(\eta) := \frac{1}{\alpha} \mathbb{E}(\mu^*(X) - \eta)_+ + \eta$ and

$$\hat{g}_{1,n,k}(\eta) := \frac{1}{\alpha} \mathbb{E}_{X \sim \hat{P}_k} (\hat{\mu}_k(X) - \eta)_+ + \eta, \quad \hat{g}_{2,n,k}(\eta) := \frac{1}{\alpha} \mathbb{E}_{X \sim P} (\hat{\mu}_k(X) - \eta)_+ + \eta.$$

To verify the hypothesis of Lemma 7, first note that $\hat{g}_{1,n,k}, \hat{g}_{2,n,k}, g$ are all proper, continuous, convex, and coercive, and g has a unique optimum from Lemma 6. Assumption 4 implies that $\hat{g}_{2,n,k} \rightarrow g$ pointwise, which gives our second result.

We now show $\hat{g}_{1,n,k} \xrightarrow{a.s.} g$ pointwise, where we begin with the bound

$$\begin{aligned} |\hat{g}_{1,n,k}(\eta) - g(\eta)| &\leq \frac{1}{\alpha} \left| \mathbb{E}_{X \sim \hat{P}_k} (\hat{\mu}_k(X) - \eta)_+ - \mathbb{E}_{X \sim P} (\hat{\mu}_k(X) - \eta)_+ \right| \\ &\quad + \frac{1}{\alpha} \left| \mathbb{E}_{X \sim P} (\hat{\mu}_k(X) - \eta)_+ - \mathbb{E}_{X \sim P} (\mu^*(X) - \eta)_+ \right|. \end{aligned} \quad (24)$$

The second term in the right hand side goes to zero pointwise from Assumption 4. To show that the first term converges to zero, we use the following strong law of large numbers for triangular arrays.

Lemma 8 (Hu et al. [74, Theorem 2]). *Let $\{\xi_{ni}\}_{i=1}^n$ be a triangular array where X_{n1}, X_{n2}, \dots are independent random variables for any fixed n . If there exists a real-valued random variable ξ such that $|\xi_{ni}| \leq \xi$ and $\mathbb{E}[\xi^2] < \infty$, then $\frac{1}{n} \sum_{i=1}^n (\xi_{ni} - \mathbb{E}[\xi_{ni}]) \xrightarrow{a.s.} 0$.*

Conditional on $\{D_i\}_{i \in I_k^{c,\infty}}$, we can apply Lemma 8 to $\{(\hat{\mu}_k(X_i) - \eta)_+\}_{i \in I_k}$ since each element is mutually independent conditional on $\{D_i\}_{i \in I_k^{c,\infty}}$. For any $\eta \in \mathbb{R}$, we conclude the first term in the bound (24) converges to zero almost surely conditional on $\{D_i\}_{i \in I_k^{c,\infty}}$. By dominated convergence, it follows that the first term in the bound (24) goes to zero almost surely.

B.2 Proof of Proposition 4

We first recall the (standard) definition of bracketing numbers, which measure the size of a set of functions $\mathcal{F} \subseteq \{\mathcal{D} \rightarrow \mathbb{R}\}$ by the number of brackets that cover it. (Recall that $\mathcal{D} = \mathcal{X} \times \mathcal{Y} \times \{0, 1\}$ is the space that observations D_i take value in.)

Definition 5. *Let $\|\cdot\|$ be a (semi)norm on \mathcal{F} . For functions $l, u : \mathcal{D} \rightarrow \mathbb{R}$ with $l \leq u$, the bracket $[l, u]$ is the set of functions $f : \mathcal{D} \rightarrow \mathbb{R}$ such that $l \leq f \leq u$, and $[l, u]$ is an ϵ -bracket if $\|l - u\| \leq \epsilon$. Brackets $\{[l_i, u_i]\}_{i=1}^m$ cover \mathcal{F} if for all $f \in \mathcal{F}$, there exists i such that $f \in [l_i, u_i]$. The bracketing number $N_{[]}(\epsilon, \mathcal{F}, \|\cdot\|)$ is the minimum number of ϵ -brackets needed to cover \mathcal{F} .*

We use a variant of an uniform version of the Lindeberg-Feller central limit theorem, which relies on the definition of bracketing numbers; we refer the reader to van der Vaart and Wellner [140, Chapter 2.11] for an extensive treatment of related results. For any set \mathcal{V} , we let $\ell^\infty(\mathcal{V})$ the space of uniformly bounded functions on \mathcal{V} ; we will identify probability measures as elements of $\ell^\infty(\mathcal{V})$. Recall that a sequence of stochastic processes \mathbb{G}_n taking values in $\ell^\infty(\mathcal{V})$ is said to be asymptotically tight if for every $\epsilon_1 > 0$ there exists a compact $K \subseteq \ell^\infty(\mathcal{V})$ such that

$$\liminf_{n \rightarrow \infty} \mathbb{P}(\mathbb{G}_n \in K^{\epsilon_2}) \geq 1 - \epsilon_1 \quad \text{for all } \epsilon_2 > 0,$$

where $K^\epsilon := \{f \in \ell^\infty(\mathcal{V}) : d(f, K) \leq \epsilon\}$ is the ϵ -enlargement of K (in the uniform metric d).

In the below lemma, we denote by \hat{P}_n the empirical measure on n i.i.d. observations; abusing notation, we take samples over I_k in our subsequent application.

Lemma 9 (van der Vaart and Wellner [140, Theorem 2.11.23]). *For each n , let $\mathcal{F}_n := \{f_{n,v} : v \in \mathcal{V}\}$ be a class of measurable functions $D \mapsto \mathbb{R}$ indexed by a totally bounded semi-metric space (\mathcal{V}, d) . Let there exist an envelope functions B_n such that $|f_{n,v}| \leq B_n$ for all $v \in \mathcal{V}$, and*

$$\mathbb{E}[B_n^2] = O(1), \tag{25a}$$

$$\mathbb{E}[B_n^2 \mathbf{1}\{B_n > M\sqrt{n}\}] \rightarrow 0 \quad \text{for all } M > 0, \tag{25b}$$

$$\sup_{d(v,v') < \delta_n} \mathbb{E}[(f_{n,v} - f_{n,v'})^2] \rightarrow 0 \quad \text{for any } \delta_n \downarrow 0. \tag{25c}$$

If the following bracketing integral goes to zero for any $\delta_n \downarrow 0$

$$\int_0^{\delta_n} \sqrt{\log N_{[]}(\epsilon \|B_n\|_{L^2(\mathcal{D})}, \mathcal{F}_n, L^2(\mathcal{D}))} d\epsilon \rightarrow 0, \tag{26}$$

then $\sqrt{n}(\mathbb{E}_{\hat{P}_n}[f_{n,v}] - \mathbb{E}[f_{n,v}])$ is asymptotically tight in $\ell^\infty(\mathcal{V})$.

Recalling the definition (23), let \mathcal{F}_n be the space of functions

$$\mathcal{F}_n := \{f_{n,\eta} \mathbf{1}\{\mathcal{E}_{n,k}\} \mid \eta \in \Lambda := S_\alpha \cup \{P_{1-\alpha}^{-1}(\mu^*) + 2\}\}.$$

We will apply Lemma 9 conditional on $\{D_i\}_{i \in I_k^{c,\infty}}$, with $\mathcal{V} = \Lambda = S_\alpha \cup \{P_{1-\alpha}^{-1}(\mu^*) + 2\}$. Conditional on $\{D_i\}_{i \in I_k^{c,\infty}}$, $\{\hat{\mu}_k(X_i)\}_{i \in I_k}$ and $\{\kappa(D_i; \hat{\mu}_{0,k}, \hat{\mu}_{1,k}, \hat{e}_k, \hat{h}_k)\}_{i \in I_k}$ are respectively i.i.d., since $\mathcal{E}_{n,k}$ is $\sigma(\{D_i\}_{i \in I_k^{c,\infty}})$ -measurable. To verify the hypothesis of Lemma 9, we first check that there is an envelope function satisfying the conditions (25), where we interpret the expectations as conditional expectations given $\{D_i\}_{i \in I_k^{c,\infty}}$. Noting that on the event $\mathcal{E}_{n,k}$, $|\kappa(D; \hat{\mu}_{0,k}, \hat{\mu}_{1,k}, \hat{e}_k, \hat{h}_k)| \leq \frac{M_h}{c}(2|Y| + \bar{\mu}(X))$, define the envelope function

$$B := B_n := \alpha^{-1} \bar{\mu}(X) + (1 + \alpha^{-1})(|P_{1-\alpha}^{-1}(\mu^*)| + 2) + \frac{M_h}{c}(2|Y| + \bar{\mu}(X)).$$

By inspection, conditions (25a), (25b) hold, and since $\mathbb{E}[(f_{n,\eta} - f_{n,\eta'})^2] \leq (\alpha^{-1} + 1)|\eta - \eta'|^2$ whenever $|\eta - \eta'| < 1$, condition (25c) holds.

To verify the bracketing integral condition (26), we use the following basic result. Let $N(\epsilon, \mathcal{V}, \|\cdot\|)$ be the ϵ -covering number of \mathcal{V} , in the metric $\|\cdot\|$.

Lemma 10 (van der Vaart and Wellner [140, Chapter 2.7.4]). *Let $\mathcal{F} = \{f_v : v \in \mathcal{V}\}$, and let $L(D) > 0$ such that $\mathbb{E}[L(D)^2] < \infty$ and $|f_v(D) - f_{v'}(D)| \leq L(D) \|v - v'\|$ for all $v, v' \in \mathcal{V}$. Then, $N_{[]} (2\epsilon \text{diam}(\mathcal{V}) \|L(D)\|_{L^2(\mathcal{D})}, \mathcal{F}, L^2(\mathcal{D})) \leq N(\epsilon, \mathcal{V}, \|\cdot\|)$, where $\text{diam}(\mathcal{V}) = \sup_{v,v' \in \mathcal{V}} \|v - v'\|$.*

Since $\eta \mapsto \frac{1}{\alpha} (\hat{\mu}_k(X) - \eta)_+ + \eta$ is $(\alpha^{-1} + 1)$ -Lipschitz, we conclude from the lemma that

$$\log N_{[]}(\epsilon, \mathcal{F}_n, L^2(\mathcal{D})) \lesssim \log \frac{1}{\epsilon}$$

where \lesssim denotes \leq up to a problem dependent constant. Thus, condition (26) holds, and we have shown that the stochastic process

$$\mathbb{G}_n(\eta) := \sqrt{n} \left(\mathbb{E}_{D \sim \hat{P}_k} f_{n,\eta}(D) - \mathbb{E}_{D \sim P} f_{n,\eta}(D) \right)$$

is asymptotically tight as an element of $\ell^\infty(\Lambda)$, conditional on $\{D_i\}_{i \in I_k^{c,\infty}}$ and $\mathcal{E}_{n,k}$. By Fatou's lemma, this implies that \mathbb{G}_n is asymptotically tight just conditional on the events $\mathcal{E}_{n,k}$.

We will use the following lemma to prove $\mathbb{G}_n \xrightarrow{d} \mathbb{G}$.

Lemma 11 (Van der Vaart and Wellner [140], Theorem 1.5.4). *Let \mathbb{G}_n be a sequence of stochastic processes taking values in $\ell^\infty(\mathcal{V})$. Then \mathbb{G}_n converges weakly to a tight limit if and only if \mathbb{G}_n is asymptotically tight and the marginals $(\mathbb{G}_n(v_1), \dots, \mathbb{G}_n(v_m))$ converge weakly to a limit for every finite subset $\{v_1, \dots, v_m\}$ of \mathcal{V} . If \mathbb{G}_n is asymptotically tight and its marginals converge weakly to the marginals of $(\mathbb{G}(v_1), \dots, \mathbb{G}(v_k))$ of \mathbb{G} , then there is a version of \mathbb{G} with uniformly bounded sample paths and $\mathbb{G}_n \xrightarrow{d} \mathbb{G}$.*

To show that the marginals of \mathbb{G}_n converge to that of \mathbb{G} , we use the below result.

Lemma 12. *Under Assumptions 1-4, $\forall \eta, \eta' \in S_\alpha$, conditional on $\{D_i\}_{i \in I_k^{c,\infty}}$ and $\mathcal{E}_{n,k}$,*

$$\begin{aligned} \mathbb{E}_{X \sim P} \left[(\hat{\mu}_k(X) - \eta)_+ (\hat{\mu}_k(X) - \eta')_+ \right] &\rightarrow \mathbb{E} \left[(\mu^*(X) - \eta)_+ (\mu^*(X) - \eta')_+ \right], \\ \mathbb{E}_{D \sim P} \left[\kappa(D; \hat{\mu}_{0,k}, \hat{\mu}_{1,k}, \hat{e}_k, \hat{h}_k)^2 \right] &\rightarrow \mathbb{E} \left[\kappa(D; \mu_0^*, \mu_1^*, e^*, h^*)^2 \right], \\ \mathbb{E}_{D \sim P} \left[\kappa(D; \hat{\mu}_{0,k}, \hat{\mu}_{1,k}, \hat{e}_k, \hat{h}_k) (\hat{\mu}_k(X) - \eta)_+ \right] &\rightarrow \mathbb{E} \left[\kappa(D; \mu_0^*, \mu_1^*, e^*, h^*) (\mu^*(X) - \eta)_+ \right]. \end{aligned}$$

See Section B.2.1 for the proof. From Lemma 12, Lindeberg-Feller central limit theorem yields

$$\sqrt{n}(\mathbb{E}_{D \sim \hat{P}_k} f_{n,\eta}(D) - \mathbb{E}_{D \sim P} f_{n,\eta}(D)) \xrightarrow{d} \mathbb{G}(\eta),$$

conditional on $\{D_i\}_{i \in I_k^{c,\infty}}$ and $\mathcal{E}_{n,k}$. Since $\mathbb{P}(\mathcal{E}_{n,k}) \rightarrow 1$ by Assumptions 4, 5, we have that this convergence holds unconditionally. Using the Cramer-Wold device to show that all finite dimensional marginals converge, we conclude $\mathbb{G}_n \xrightarrow{d} \mathbb{G}$ from Lemma 11.

B.2.1 Proof of Lemma 12

By applying Cauchy-Schwarz on the inequality

$$\begin{aligned} &|(\hat{\mu}_k(X) - \eta)_+ (\hat{\mu}_k(X) - \eta')_+ - (\mu^*(X) - \eta)_+ (\mu^*(X) - \eta')_+| \\ &\leq |(\hat{\mu}_k(X) - \eta)_+ (\hat{\mu}_k(X) - \eta')_+ - (\hat{\mu}_k(X) - \eta)_+ (\mu^*(X) - \eta')_+| \\ &\quad + |(\hat{\mu}_k(X) - \eta)_+ (\mu^*(X) - \eta')_+ - (\mu^*(X) - \eta)_+ (\mu^*(X) - \eta')_+| \\ &\leq (\bar{\mu}(X) + |\mu^*(X)| + 2|P_{1-\alpha}^{-1}(\mu^*)| + 2) |\hat{\mu}_k(X) - \mu^*(X)|, \end{aligned}$$

the first limit follows from Assumption 4 and dominated convergence. Under Assumption 1, 2, 3, 4, elementary calculations give

$$\begin{aligned} & \mathbb{E}_{D \sim P} [|\kappa(D; \mu_0^*, \mu_1^*, e^*, h^*) - \kappa(D; \hat{\mu}_{0,k}, \hat{\mu}_{1,k}, \hat{e}_k, \hat{h}_k)|^2] \\ & \lesssim \|\mu_0^* - \hat{\mu}_{0,k}\|_{L^2(\mathcal{X})} + \|\mu_1^* - \hat{\mu}_{1,k}\|_{L^2(\mathcal{X})} + \|e^* - \hat{e}_k\|_{L^2(\mathcal{X})} + \|h^* - \hat{h}_k\|_{L^2(\mathcal{X})}. \end{aligned}$$

We show in Section C, Lemma 14 that $\|h^* - \hat{h}_k\|_{L^2(\mathcal{X})} \rightarrow 0$ on the event $\mathcal{E}_{n,k}$. From Assumption 4, it follows that $\mathbb{E}_{D \sim P} [|\kappa(D; \mu_0^*, \mu_1^*, e^*, h^*) - \kappa(D; \hat{\mu}_{0,k}, \hat{\mu}_{1,k}, \hat{e}_k, \hat{h}_k)|^2] \rightarrow 0$ conditional on $\{D_i\}_{i \in I_k^{c,\infty}}$ and $\mathcal{E}_{n,k}$, and we have shown the second limit. For the final result, note that

$$\begin{aligned} & \kappa(D; \hat{\mu}_{0,k}, \hat{\mu}_{1,k}, \hat{e}_k, \hat{h}_k) (\hat{\mu}_k(X) - \eta)_+ - \kappa(D; \mu_0^*, \mu_1^*, e^*, h^*) (\mu^*(X) - \eta)_+ \\ & = (\hat{\mu}_k(X) - \eta)_+ (\kappa(D; \hat{\mu}_{0,k}, \hat{\mu}_{1,k}, \hat{e}_k, \hat{h}_k) - \kappa(D; \mu_0^*, \mu_1^*, e^*, h^*)) \\ & \quad + \kappa(D; \mu_0^*, \mu_1^*, e^*, h^*) ((\hat{\mu}_k(X) - \eta)_+ - (\mu^*(X) - \eta)_+). \end{aligned}$$

Applying Cauchy-Schwarz, and the above aforementioned results, we obtain the final claim.

B.3 Proof of Lemma 5

We adapt the approach of Römisch [107] to show *uniform* differentiability. Abusing notation slightly, we use $\eta \mapsto Q(\eta)$ to refer to elements of \mathbb{D}_λ . Denote by $S(F, \epsilon)$ the set of ϵ -approximate optimizers of $F \in \mathbb{D}_{\lambda_{\text{opt}}}$

$$S(F, \epsilon) = \left\{ \eta : F(\eta) \leq \inf_{\eta \in S_\alpha} F(\eta) + \epsilon \right\}.$$

From Lemma 6, we have $S(P, 0) = \{P_{1-\alpha}^{-1}(\mu^*)\}$.

First, we show $\limsup_{n \rightarrow \infty} \sqrt{|I_k|} (\lambda_{\text{opt}}(P_n + |I_k|^{-1/2} H_n) - \lambda_{\text{opt}}(P_n)) \leq d\lambda_{\text{opt}, P}(H)$. Letting $\eta_n \in S(P_n, |I_k|^{-1})$, note that

$$\begin{aligned} \sqrt{|I_k|} (\lambda_{\text{opt}}(P_n + |I_k|^{-1/2} H_n) - \lambda_{\text{opt}}(P_n)) & \leq |I_k|^{1/2} \left((P_n + |I_k|^{-1/2} H_n)(\eta_n) - P_n(\eta_n) + |I_k|^{-1} \right) \\ & \leq H(\eta_n) + \|H_n - H\| + |I_k|^{-1/2}. \end{aligned}$$

Noting that $\|\hat{\mu}_k - \mu^*\|_{L^\infty(\mathcal{X})} \leq \delta_n$ on the event $\mathcal{E}_{n,k}$, we have $\eta_n \in S(P, |I_k|^{-1} + \alpha^{-1} \delta_n)$. We now show $\lim \eta_n = P_{1-\alpha}^{-1}(\mu^*)$ by arguing $\limsup \eta_n = \liminf \eta_n$. For any convergent subsequence η_{n_m} , its limit η^* must be contained in the singleton $S(P, 0)$: since $\eta \mapsto P(\eta)$ is $(\alpha^{-1} + 1)$ -Lipschitz, we have $\eta^* \in S(P, (\alpha^{-1} + 1)|\eta_{n_m} - \eta^*| + |I_k|^{-1} + \alpha^{-1} \delta_{n_m})$. We conclude that $\lim_{n \rightarrow \infty} H(\eta_n) = H(P_{1-\alpha}^{-1}(\mu^*)) = d\lambda_{\text{opt}, P}(H)$ by continuity of $H \in \mathbb{D}_0$.

Second, we show $\liminf_{n \rightarrow \infty} \sqrt{|I_k|} (\lambda_{\text{opt}}(P_n + |I_k|^{-1/2} H_n) - \lambda_{\text{opt}}(P_n)) \geq d\lambda_{\text{opt}, P}(H)$. Letting $\eta_n \in S(P_n + |I_k|^{-1/2} H_n, |I_k|^{-1})$, we have

$$\begin{aligned} & \lambda_{\text{opt}}(P_n + |I_k|^{-1/2} H_n) - \lambda_{\text{opt}}(P_n) \\ & \geq (P_n + |I_k|^{-1/2} H_n)(\eta_n) - |I_k|^{-1} - P_n(\eta_n) \\ & \geq |I_k|^{-1/2} H(\eta_n) + |I_k|^{-1/2} \|H_n - H\| - |I_k|^{-1}. \end{aligned}$$

Since we have the inclusion

$$S(P_n + |I_k|^{-1/2} H_n, |I_k|^{-1}) \subseteq S(P_n, |I_k|^{-1/2} \|H_n\| + |I_k|^{-1}) \subseteq S(P, |I_k|^{-1/2} \|H_n\| + |I_k|^{-1} + \alpha^{-1} \delta_n)$$

on the event $\mathcal{E}_{n,k}$, we again conclude that $\lim \eta_n = P_{1-\alpha}^{-1}(\mu^*)$. Continuity of H again gives the desired inequality.

C Proof of Theorem 1: Part II

Our goal in this section is to show that the term (13b) converges to zero in probability. Throughout the section, we assume that Assumptions 1, 2, 3 hold. Recalling the definition (14) of the remainder function $\mathfrak{R}_k(r)$, we begin by showing it is differentiable on $(0, 1)$. In the below lemma, we use

$$(\widehat{\mu}_{0,k,r}, \widehat{\mu}_{1,k,r}, \widehat{e}_{k,r}, \widehat{h}_{k,r}) := (\mu_0^*, \mu_1^*, e^*, h^*) + r((\widehat{\mu}_{0,k}, \widehat{\mu}_{1,k}, \widehat{e}_k, \widehat{h}_k) - (\mu_0^*, \mu_1^*, e^*, h^*))$$

to ease notation; see Section C.1 for its proof.

Proposition 5. *On the event $\mathcal{E}_{n,k}$ defined in Eq. (22), $\mathfrak{R}_k(r)$ is differentiable on $(0, 1)$, and*

$$\begin{aligned} \mathfrak{R}'_k(r) = & \mathbb{E}_{X \sim P} \left[(\widehat{\mu}_k - \mu^*)(X) \left(\frac{1}{\alpha} \mathbf{1} \{ \widehat{\mu}_{k,r}(X) \geq P_{1-\alpha}^{-1}(\widehat{\mu}_{k,r}) \} - h^*(X) \right) \right] \\ & + r \mathbb{E}_{X \sim P} \left[(\widehat{\mu}_{1,k} - \mu_1^*)(X) \left\{ \frac{e^*}{\widehat{e}_{k,r}^2} \widehat{h}_{k,r} (\widehat{e}_k - e^*) - \frac{2e^*}{\widehat{e}_{k,r}} (\widehat{h}_k - h^*) + \frac{h^*}{\widehat{e}_{k,r}} (\widehat{e}_k - e^*) \right\} (X) \right] \\ & + r \mathbb{E}_{X \sim P} \left[(\widehat{\mu}_{0,k} - \mu_0^*)(X) \left\{ \frac{(1 - e^*)}{(1 - \widehat{e}_{k,r})^2} \widehat{h}_{k,r} (\widehat{e}_k - e^*) + \frac{2(1 - e^*)}{1 - \widehat{e}_{k,r}} (\widehat{h}_k - h^*) - \frac{h^*}{1 - \widehat{e}_{k,r}} (\widehat{e}_k - e^*) \right\} (X) \right]. \end{aligned} \quad (27)$$

Since $\widehat{e}_k, e^* \in [c, 1 - c]$, and $\widehat{h}_k \in [-M_h, M_h]$ on $\mathcal{E}_{n,k}$, elementary calculations and repeated applications of Holder's inequality yield

$$\begin{aligned} \sup_{r \in [0,1]} |\mathfrak{R}'_k(r)| \leq & \|\widehat{\mu}_k - \mu^*\|_{L^\infty(\mathcal{X})} \sup_{r \in [0,1]} \left\| \frac{1}{\alpha} \mathbf{1} \{ \widehat{\mu}_{k,r}(X) \geq P_{1-\alpha}^{-1}(\widehat{\mu}_{k,r}) \} - h^*(X) \right\|_{L^1(\mathcal{X})} \\ & + C \left\| \widehat{h}_k - h^* \right\|_{L^1(\mathcal{X})} \|\widehat{\mu}_k - \mu^*\|_{L^\infty(\mathcal{X})} \\ & + C \|\widehat{e}_k - e^*\|_{L^2(\mathcal{X})} \left(\|\widehat{\mu}_{0,k} - \mu_0^*\|_{L^2(\mathcal{X})} + \|\widehat{\mu}_{1,k} - \mu_1^*\|_{L^2(\mathcal{X})} \right) \end{aligned} \quad (28)$$

where C is a positive constant that only depends on c , and M_h . The last term in the bound is bounded by $\delta_n n^{-1/2}$ by the definition of $\mathcal{E}_{n,k}$.

We proceed by showing that the first two terms in the preceding bound is $o_p(n^{-1/2})$. First, we show that $\|\widehat{\mu}_k - \mu^*\|_{L^\infty(\mathcal{X})}$ controls how quantiles of $\widehat{\mu}_{k,r}$ converge; see Section C.2 for the proof.

Lemma 13. *On the event $\mathcal{E}_{n,k}$, we have*

$$\sup_{r \in [0,1]} |P_{1-\alpha}^{-1}(\widehat{\mu}_{k,r}) - P_{1-\alpha}^{-1}(\mu^*)| = O \left(\|\widehat{\mu}_k - \mu^*\|_{L^\infty(\mathcal{X})} \right) = O(\delta_n n^{-1/3}).$$

Using Lemma 13, we are able to control the rate of convergence of \widehat{h}_k to h^* ; see Section C.3 for the proof of the below lemma.

Lemma 14. *On the event $\mathcal{E}_{n,k}$, we have*

$$\left\| \widehat{h}_k - h^* \right\|_{L^1(\mathcal{X})} \lesssim n^{1/6} \left(\|\widehat{\mu}_k - \mu^*\|_{L^1(\mathcal{X})} + |\widehat{q}_k - P_{1-\alpha}^{-1}(\widehat{\mu}_k)| + |P_{1-\alpha}^{-1}(\widehat{\mu}_k) - P_{1-\alpha}^{-1}(\mu^*)| \right).$$

We conclude that the second term in the bound (28) is $O(\delta_n n^{-1/2})$ on the event $\mathcal{E}_{n,k}$.

To bound the first term in the bound (28), we use an argument parallel to the proof of Lemma 14—where we use uniform differentiability (10) of $F_{\hat{\mu}_{k,r}}$ —to obtain

$$\begin{aligned} & \sup_{r \in [0,1]} \left\| \frac{1}{\alpha} \mathbf{1} \{ \hat{\mu}_{k,r}(X) \geq P_{1-\alpha}^{-1}(\hat{\mu}_{k,r}) \} - h^*(X) \right\|_{L^1(\mathcal{X})} \\ & \lesssim n^{1/6} \left(\|\hat{\mu}_k - \mu^*\|_{L^1(\mathcal{X})} + |\hat{q}_k - P_{1-\alpha}^{-1}(\hat{\mu}_k)| + \sup_{r \in [0,1]} |P_{1-\alpha}^{-1}(\hat{\mu}_{k,r}) - P_{1-\alpha}^{-1}(\mu^*)| \right) \\ & \quad + n^{-1/6} + \|\hat{\mu}_k - \mu^*\|_{L^\infty(\mathcal{X})}. \end{aligned}$$

By Lemma 13, we once again conclude the first term in the bound (28) is $O(\delta_n n^{-1/2})$.

Combining these results, we have shown $\sup_{r \in [0,1]} |\mathfrak{R}'_k(r)| = o(n^{-1/2})$ on the event $\mathcal{E}_{n,k}$. Recalling $\mathfrak{R}_k(1) = \mathfrak{R}_k(0) + \mathfrak{R}'_k(r) \cdot 1 = \mathfrak{R}'_k(r)$, we conclude $|\mathfrak{R}_k(1)| = o_p(n^{-1/2})$ since $\mathbb{P}(\mathcal{E}_{n,k}) \rightarrow 1$ from Assumptions 4, 5.

C.1 Proof of Proposition 5

We first show that the dual formulation is Gateaux differentiable. See Section C.1.1 for the proof.

Lemma 15. *On the event $\mathcal{E}_{n,k}$ defined in Eq. (22), for all $r \in [0, 1]$, we have*

$$\frac{d}{dr} \inf_{\eta} \left\{ \frac{1}{\alpha} \mathbb{E}_{X \sim P} (\hat{\mu}_{k,r}(X) - \eta)_+ + \eta \right\} = \frac{1}{\alpha} \mathbb{E} [(\hat{\mu}_k - \mu^*) \mathbf{1} \{ \hat{\mu}_{k,r}(X) \geq P_{1-\alpha}^{-1}(\hat{\mu}_{k,r}) \}].$$

To compute the Gateaux derivatives of the augmentation term, $\frac{d}{dr} \mathbb{E}[\kappa(D; \hat{\mu}_{0,k,r}, \hat{\mu}_{1,k,r}, \hat{e}_{k,r}, \hat{h}_{k,r})]$, we first verify interchange of derivatives and expectations hold on the event $\mathcal{E}_{n,k}$.

Lemma 16. *On the event $\mathcal{E}_{n,k}$, we have*

$$\frac{d}{dr} \mathbb{E}_{D \sim P} [\kappa(D; \hat{\mu}_{0,k,r}, \hat{\mu}_{1,k,r}, \hat{e}_{k,r}, \hat{h}_{k,r})] = \mathbb{E}_{D \sim P} \left[\frac{d}{dr} \kappa(D; \hat{\mu}_{0,k,r}, \hat{\mu}_{1,k,r}, \hat{e}_{k,r}, \hat{h}_{k,r}) \right]$$

Proof of Lemma Under Assumptions 1, 2, 3, 4, elementary calculations give

$$\begin{aligned} & \mathbb{E}_{D \sim P} |\kappa(D; \hat{\mu}_{0,k,r}, \hat{\mu}_{1,k,r}, \hat{e}_{k,r}, \hat{h}_{k,r}) - \kappa(D; \hat{\mu}_{0,k,r+t}, \hat{\mu}_{1,k,r}, \hat{e}_{k,r+t}, \hat{h}_{k,r+t})|^2 \\ & \lesssim t^2 \left(\|\mu_0^* - \hat{\mu}_{0,k}\|_{L^2(\mathcal{X})} + \|\mu_1^* - \hat{\mu}_{1,k}\|_{L^2(\mathcal{X})} + \|e^* - \hat{e}_k\|_{L^2(\mathcal{X})} + \|h^* - \hat{h}_k\|_{L^2(\mathcal{X})} \right) \lesssim t^2 \end{aligned}$$

on the event $\mathcal{E}_{n,k}$. The result follows from dominated convergence. \square

We now directly calculate $\frac{d}{dr}\kappa(D; \hat{\mu}_{0,k,r}, \hat{\mu}_{1,k,r}, \hat{e}_{k,r}, \hat{h}_{k,r})$. On the event $\mathcal{E}_{n,k}$, we have

$$\begin{aligned}
& \frac{d}{dr} \mathbb{E}_{D \sim P} \left[\frac{Z}{\hat{e}_{k,r}(X)} (Y - \hat{\mu}_{1,k,r}(X)) \right] \\
&= -\mathbb{E} \left[\frac{Z(\hat{e}_k - e^*)(X)}{\hat{e}_{k,r}^2(X)} \hat{h}_{k,r}(X) (Y - \hat{\mu}_{1,k,r}(X)) \right] + \mathbb{E} \left[\frac{Z}{\hat{e}_{k,r}(X)} (\hat{h}_k - h^*)(X) (Y - \hat{\mu}_{1,k,r}(X)) \right] \\
&\quad - \mathbb{E} \left[\frac{Z}{\hat{e}_{k,r}(X)} \hat{h}_{k,r}(X) (\hat{\mu}_{1,k} - \mu_1^*)(X) \right] \\
&= \mathbb{E} \left[\frac{re^*}{\hat{e}_{k,r}^2} \hat{h}_{k,r}(\hat{\mu}_{1,k} - \mu_1^*)(\hat{e}_k - e^*)(X) \right] - \mathbb{E} \left[\frac{re^*}{\hat{e}_{k,r}} (\hat{h}_k - h^*)(\hat{\mu}_{1,k} - \mu_1^*)(X) \right] - \mathbb{E} \left[\frac{e^*}{\hat{e}_{k,r}} \hat{h}_{k,r}(\hat{\mu}_{1,k} - \mu_1^*)(X) \right] \\
&= r\mathbb{E} \left[\frac{e^*}{\hat{e}_{k,r}^2} \hat{h}_{k,r}(\hat{\mu}_{1,k} - \mu_1^*)(\hat{e}_k - e^*)(X) \right] - r\mathbb{E} \left[\frac{2e^*}{\hat{e}_{k,r}} (\hat{h}_k - h^*)(\hat{\mu}_{1,k} - \mu_1^*)(X) \right] \\
&\quad + r\mathbb{E} \left[\frac{h^*(\hat{e}_k - e^*)}{\hat{e}_{k,r}} (\hat{\mu}_{1,k} - \mu_1^*)(X) \right] - \mathbb{E} [h^*(\hat{\mu}_{1,k} - \mu_1^*)(X)]
\end{aligned}$$

where we used the tower law $\mathbb{E}_{D \sim P}[\cdot] = \mathbb{E}_{D \sim P}[\mathbb{E}_{D \sim P}[\cdot | X]]$ and ignorability (Assumption 1) in the second equality. Similarly, we have

$$\begin{aligned}
& \frac{d}{dr} \mathbb{E}_{D \sim P} \left[\frac{1 - Z}{1 - \hat{e}_{k,r}(X)} (Y - \hat{\mu}_{0,k,r}(X)) \right] \\
&= -\mathbb{E} \left[\frac{(1 - Z)(\hat{e}_k - e^*)(X)}{(1 - \hat{e}_{k,r})^2(X)} \hat{h}_{k,r}(X) (Y - \hat{\mu}_{0,k,r}(X)) \right] + \mathbb{E} \left[\frac{1 - Z}{1 - \hat{e}_{k,r}(X)} (\hat{h}_k - h^*)(X) (Y - \hat{\mu}_{0,k,r}(X)) \right] \\
&\quad - \mathbb{E} \left[\frac{1 - Z}{1 - \hat{e}_{k,r}(X)} \hat{h}_{k,r}(X) (\hat{\mu}_{0,k} - \mu_0^*)(X) \right] \\
&= \mathbb{E} \left[-r \frac{1 - e^*}{(1 - \hat{e}_{k,r})^2} \hat{h}_{k,r}(\hat{\mu}_{0,k} - \mu_0^*)(\hat{e}_k - e^*)(X) \right] - r\mathbb{E} \left[\frac{1 - e^*}{1 - \hat{e}_{k,r}} (\hat{h}_k - h^*)(\hat{\mu}_{0,k} - \mu_0^*)(X) \right] \\
&\quad - \mathbb{E} \left[\frac{1 - e^*}{1 - \hat{e}_{k,r}} \hat{h}_{k,r}(\hat{\mu}_{0,k} - \mu_0^*)(X) \right] \\
&= -r\mathbb{E} \left[\frac{1 - e^*}{(1 - \hat{e}_{k,r})^2} \hat{h}_{k,r}(\hat{\mu}_{0,k} - \mu_0^*)(\hat{e}_k - e^*)(X) \right] - 2r\mathbb{E} \left[\frac{1 - e^*}{1 - \hat{e}_{k,r}} (\hat{h}_k - h^*)(\hat{\mu}_{0,k} - \mu_0^*)(X) \right] \\
&\quad + r\mathbb{E} \left[\frac{h^*}{1 - \hat{e}_{k,r}} (\hat{e}_k - e^*)(\hat{\mu}_{0,k} - \mu_0^*)(X) \right] - \mathbb{E} [h^*(\hat{\mu}_{0,k} - \mu_0^*)(X)]
\end{aligned}$$

where we used the tower law $\mathbb{E}_{D \sim P}[\cdot] = \mathbb{E}_{D \sim P}[\mathbb{E}_{D \sim P}[\cdot | X]]$ and ignorability (Assumption 1) again in the second equality. Collecting these derivations alongside Lemma 15, we obtain expression (27).

C.1.1 Proof of Lemma 15

Recalling Lemma 1, for any $r \in [0, 1]$, Assumption 5 implies

$$\inf_{\eta} \left\{ \frac{1}{\alpha} \mathbb{E}_{X \sim P} (\hat{\mu}_{k,r}(X) - \eta)_+ + \eta \right\} = \frac{1}{\alpha} \mathbb{E}_{X \sim P} (\hat{\mu}_{k,r}(X) - P_{1-\alpha}^{-1}(\hat{\mu}_{k,r}))_+ + P_{1-\alpha}^{-1}(\hat{\mu}_{k,r}).$$

We will compute the derivative of the right hand side. Instead of applying Danskin's theorem, we show differentiability of the above quantity directly as it requires less stringent assumptions.

(Danskin's theorem requires $\hat{\mu}_{k,r}$ to have a positive density *on a neighborhood* of $P_{1-\alpha}^{-1}(\hat{\mu}_{k,r})$, while our following approach use Assumption 5, which requires positive density only at $P_{1-\alpha}^{-1}(\hat{\mu}_{k,r})$.)

We begin by showing $|P_{1-\alpha}^{-1}(\hat{\mu}_{k,r+t}) - P_{1-\alpha}^{-1}(\hat{\mu}_{k,r})| = O(t)$ as $t \rightarrow 0$. By definition of quantiles, for any $\epsilon_t > 0$

$$F_{\hat{\mu}_{k,r+t}}(P_{1-\alpha}^{-1}(\hat{\mu}_{k,r+t}) - \epsilon_t) \leq 1 - \alpha \leq F_{\hat{\mu}_{k,r+t}}(P_{1-\alpha}^{-1}(\hat{\mu}_{k,r+t})). \quad (29)$$

Choose $\epsilon_t = o(t)$, and write $F_{\hat{\mu}_{k,r+t}}(P_{1-\alpha}^{-1}(\hat{\mu}_{k,r+t})) = F_{\hat{\mu}_{k,r}}(P_{1-\alpha}^{-1}(\hat{\mu}_{k,r+t})) + (F_{\hat{\mu}_{k,r+t}} - F_{\hat{\mu}_{k,r}})(P_{1-\alpha}^{-1}(\hat{\mu}_{k,r+t}))$. Noting that $\|\hat{\mu}_k - \mu^*\|_{L^\infty(\mathcal{X})} \leq \delta_n$ on $\mathcal{E}_{n,k}$, we have

$$|(F_{\hat{\mu}_{k,r+t}} - F_{\hat{\mu}_{k,r}})(P_{1-\alpha}^{-1}(\hat{\mu}_{k,r+t}))| \leq F_{\hat{\mu}_{k,r+t}}(P_{1-\alpha}^{-1}(\hat{\mu}_{k,r+t}) + t\delta_n) - F_{\hat{\mu}_{k,r+t}}(P_{1-\alpha}^{-1}(\hat{\mu}_{k,r+t}) - t\delta_n) = O(t)$$

since $F_{\hat{\mu}_{k,r+t}}$ has a density at $P_{1-\alpha}^{-1}(\hat{\mu}_{k,r+t})$ by the definition of the set \mathcal{U} , given in the paragraph before Assumption 5. Hence, we have $F_{\hat{\mu}_{k,r+t}}(P_{1-\alpha}^{-1}(\hat{\mu}_{k,r+t})) \leq F_{\hat{\mu}_{k,r}}(P_{1-\alpha}^{-1}(\hat{\mu}_{k,r+t})) + O(t)$, and using an identical reasoning, $F_{\hat{\mu}_{k,r+t}}(P_{1-\alpha}^{-1}(\hat{\mu}_{k,r+t}) - \epsilon_t) \geq F_{\hat{\mu}_{k,r}}(P_{1-\alpha}^{-1}(\hat{\mu}_{k,r+t}) - \epsilon_t) + O(t)$. Plugging these back into the definition (29) of quantiles, we arrive at

$$F_{\hat{\mu}_{k,r}}(P_{1-\alpha}^{-1}(\hat{\mu}_{k,r+t}) - \epsilon_t) + O(t) \leq 1 - \alpha \leq F_{\hat{\mu}_{k,r}}(P_{1-\alpha}^{-1}(\hat{\mu}_{k,r+t})) + O(t). \quad (30)$$

Since $F_{\hat{\mu}_{k,r}}$ is monotone and bounded away from $1 - \alpha$ on any small neighborhood of $P_{1-\alpha}^{-1}(\hat{\mu}_{k,r})$, we conclude $P_{1-\alpha}^{-1}(\hat{\mu}_{k,r+t}) \rightarrow P_{1-\alpha}^{-1}(\hat{\mu}_{k,r})$. To see that the convergence occurs at the rate $O(t)$, use Taylor's theorem to get

$$\begin{aligned} F_{\hat{\mu}_{k,r}}(P_{1-\alpha}^{-1}(\hat{\mu}_{k,r+t}) - \epsilon_t) &= 1 - \alpha + (f_{\hat{\mu}_{k,r}}(P_{1-\alpha}^{-1}(\hat{\mu}_{k,r})) + o(1)) (P_{1-\alpha}^{-1}(\hat{\mu}_{k,r+t}) - P_{1-\alpha}^{-1}(\hat{\mu}_{k,r})) + o(t), \\ F_{\hat{\mu}_{k,r}}(P_{1-\alpha}^{-1}(\hat{\mu}_{k,r+t})) &= 1 - \alpha + (f_{\hat{\mu}_{k,r}}(P_{1-\alpha}^{-1}(\hat{\mu}_{k,r})) + o(1)) (P_{1-\alpha}^{-1}(\hat{\mu}_{k,r+t}) - P_{1-\alpha}^{-1}(\hat{\mu}_{k,r})) + o(t). \end{aligned}$$

Plugging the above display into the inequality (30), we conclude $|P_{1-\alpha}^{-1}(\hat{\mu}_{k,r+t}) - P_{1-\alpha}^{-1}(\hat{\mu}_{k,r})| = O(t)$.

Building on this convergence result, we now prove the following converges to the claimed derivative as $t \rightarrow 0$

$$\begin{aligned} &\frac{1}{t} \left\{ \frac{1}{\alpha} \mathbb{E}_{X \sim P} (\hat{\mu}_{k,r+t}(X) - P_{1-\alpha}^{-1}(\hat{\mu}_{k,r+t}))_+ + P_{1-\alpha}^{-1}(\hat{\mu}_{k,r+t}) \right. \\ &\quad \left. - \frac{1}{\alpha} \mathbb{E}_{X \sim P} (\hat{\mu}_{k,r}(X) - P_{1-\alpha}^{-1}(\hat{\mu}_{k,r}))_+ - P_{1-\alpha}^{-1}(\hat{\mu}_{k,r}) \right\}. \end{aligned} \quad (31)$$

First, note that if $\hat{\mu}_{k,r}(X) - P_{1-\alpha}^{-1}(\hat{\mu}_{k,r}) > t \|\hat{\mu}_k - \mu^*\|_{L^\infty(\mathcal{X})} + |P_{1-\alpha}^{-1}(\hat{\mu}_{k,r+t}) - P_{1-\alpha}^{-1}(\hat{\mu}_{k,r})|$,

$$(\hat{\mu}_{k,r+t}(X) - P_{1-\alpha}^{-1}(\hat{\mu}_{k,r+t}))_+ - (\hat{\mu}_{k,r}(X) - P_{1-\alpha}^{-1}(\hat{\mu}_{k,r}))_+ = t(\hat{\mu}_k - \mu^*) - (P_{1-\alpha}^{-1}(\hat{\mu}_{k,r+t}) - P_{1-\alpha}^{-1}(\hat{\mu}_{k,r})).$$

Similarly, if $\hat{\mu}_{k,r}(X) - P_{1-\alpha}^{-1}(\hat{\mu}_{k,r}) < -t \|\hat{\mu}_k - \mu^*\|_{L^\infty(\mathcal{X})} - |P_{1-\alpha}^{-1}(\hat{\mu}_{k,r+t}) - P_{1-\alpha}^{-1}(\hat{\mu}_{k,r})|$,

$$(\hat{\mu}_{k,r+t}(X) - P_{1-\alpha}^{-1}(\hat{\mu}_{k,r+t}))_+ - (\hat{\mu}_{k,r}(X) - P_{1-\alpha}^{-1}(\hat{\mu}_{k,r}))_+ = 0.$$

Using this fact, we arrive at the bound

$$\begin{aligned} &\left| \mathbb{E}_{X \sim P} \left[(\hat{\mu}_{k,r+t}(X) - P_{1-\alpha}^{-1}(\hat{\mu}_{k,r+t}))_+ - (\hat{\mu}_{k,r}(X) - P_{1-\alpha}^{-1}(\hat{\mu}_{k,r}))_+ \right] \right. \\ &\quad \left. - \mathbb{E}_{X \sim P} \left[(t(\hat{\mu}_k - \mu^*) - (P_{1-\alpha}^{-1}(\hat{\mu}_{k,r+t}) - P_{1-\alpha}^{-1}(\hat{\mu}_{k,r}))) \mathbf{1}_{\{\hat{\mu}_{k,r}(X) \geq P_{1-\alpha}^{-1}(\hat{\mu}_{k,r})\}} \right] \right| \\ &\leq 2(t \|\hat{\mu}_k - \mu^*\|_{L^\infty(\mathcal{X})} + |P_{1-\alpha}^{-1}(\hat{\mu}_{k,r+t}) - P_{1-\alpha}^{-1}(\hat{\mu}_{k,r})|) \\ &\quad \times \mathbb{P}_{X \sim P} \left(|\hat{\mu}_{k,r} - P_{1-\alpha}^{-1}(\hat{\mu}_{k,r})| \leq t \|\hat{\mu}_k - \mu^*\|_{L^\infty(\mathcal{X})} + |P_{1-\alpha}^{-1}(\hat{\mu}_{k,r}) - P_{1-\alpha}^{-1}(\hat{\mu}_{k,r+t})| \right) = O(t^2), \end{aligned}$$

where we used that $F_{\hat{\mu}_{k,r}}$ has a density at $P_{1-\alpha}^{-1}(\hat{\mu}_{k,r})$. Since $\mathbb{E}[\mathbf{1}\{\hat{\mu}_{k,r}(X) \geq P_{1-\alpha}^{-1}(\hat{\mu}_{k,r})\}] = \alpha$, we conclude that expression (31) is equal to

$$\frac{1}{\alpha} \mathbb{E}[(\hat{\mu}_k - \mu^\star) \mathbf{1}\{\hat{\mu}_{k,r}(X) \geq P_{1-\alpha}^{-1}(\hat{\mu}_{k,r})\}] + O(t).$$

C.2 Proof of Lemma 13

The proof mirrors that of Lemma 15. First, we show that $\sup_{r \in [0,1]} |P_{1-\alpha}^{-1}(\hat{\mu}_{k,r}) - P_{1-\alpha}^{-1}(\mu^\star)| \rightarrow 0$ as $n \rightarrow \infty$, conditional on the event $\mathcal{E}_{n,k}$. By definition of quantiles, for any $\epsilon_n > 0$

$$F_{\hat{\mu}_{k,r}}(P_{1-\alpha}^{-1}(\hat{\mu}_{k,r}) - \epsilon_n) \leq 1 - \alpha \leq F_{\hat{\mu}_{k,r}}(P_{1-\alpha}^{-1}(\hat{\mu}_{k,r})). \quad (32)$$

Choose $\epsilon_n = o(\|\hat{\mu}_k - \mu^\star\|_{L^\infty(\mathcal{X})}) = o(\delta_n n^{-1/3})$, and write $F_{\hat{\mu}_{k,r}}(P_{1-\alpha}^{-1}(\hat{\mu}_{k,r})) = F_{\mu^\star}(P_{1-\alpha}^{-1}(\hat{\mu}_{k,r})) + (F_{\hat{\mu}_{k,r}} - F_{\mu^\star})(P_{1-\alpha}^{-1}(\hat{\mu}_{k,r}))$. Noting that $\|\hat{\mu}_k - \mu^\star\|_{L^\infty(\mathcal{X})} \leq \delta_n n^{-1/3}$ on $\mathcal{E}_{n,k}$, we have

$$\begin{aligned} & \sup_{r \in [0,1]} |(F_{\hat{\mu}_{k,r}} - F_{\mu^\star})(P_{1-\alpha}^{-1}(\hat{\mu}_{k,r}))| \\ & \leq \sup_{r \in [0,1]} F_{\hat{\mu}_{k,r}} \left(P_{1-\alpha}^{-1}(\hat{\mu}_{k,r}) + \|\hat{\mu}_k - \mu^\star\|_{L^\infty(\mathcal{X})} \right) - F_{\hat{\mu}_{k,r}} \left(P_{1-\alpha}^{-1}(\hat{\mu}_{k,r}) - \|\hat{\mu}_k - \mu^\star\|_{L^\infty(\mathcal{X})} \right) \\ & = O \left(\|\hat{\mu}_k - \mu^\star\|_{L^\infty(\mathcal{X})} \right) \end{aligned}$$

since $F_{\hat{\mu}_{k,r}}$ has a density at $P_{1-\alpha}^{-1}(\hat{\mu}_{k,r})$ uniformly in $r \in [0,1]$, by the definition of the set \mathcal{U} as given in the paragraph before Assumption 5. Hence, we have $F_{\hat{\mu}_{k,r}}(P_{1-\alpha}^{-1}(\hat{\mu}_{k,r})) \leq F_{\mu^\star}(P_{1-\alpha}^{-1}(\hat{\mu}_{k,r})) + O(\|\hat{\mu}_k - \mu^\star\|_{L^\infty(\mathcal{X})})$ uniformly in $r \in [0,1]$, and using an identical reasoning, $F_{\hat{\mu}_{k,r}}(P_{1-\alpha}^{-1}(\hat{\mu}_{k,r}) - \epsilon_t) \geq F_{\mu^\star}(P_{1-\alpha}^{-1}(\hat{\mu}_{k,r}) - \epsilon_t) + O(\|\hat{\mu}_k - \mu^\star\|_{L^\infty(\mathcal{X})})$ uniformly in $r \in [0,1]$. Plugging these back into the definition (32) of quantiles, we arrive at

$$F_{\mu^\star}(P_{1-\alpha}^{-1}(\hat{\mu}_{k,r}) - \epsilon_t) + O(\|\hat{\mu}_k - \mu^\star\|_{L^\infty(\mathcal{X})}) \leq 1 - \alpha \leq F_{\mu^\star}(P_{1-\alpha}^{-1}(\hat{\mu}_{k,r})) + O(\|\hat{\mu}_k - \mu^\star\|_{L^\infty(\mathcal{X})}),$$

uniformly in $r \in [0,1]$. Since F_{μ^\star} is monotone and bounded away from $1 - \alpha$ on any small neighborhood of $P_{1-\alpha}^{-1}(\mu^\star)$, we conclude that $P_{1-\alpha}^{-1}(\hat{\mu}_{k,r}) \rightarrow P_{1-\alpha}^{-1}(\mu^\star)$ uniformly in $r \in [0,1]$.

From Taylor's theorem, uniformly over $r \in [0,1]$

$$\begin{aligned} F_{\mu^\star}(P_{1-\alpha}^{-1}(\hat{\mu}_{k,r}) - \epsilon_t) &= 1 - \alpha + (f_{\mu^\star}(P_{1-\alpha}^{-1}(\mu^\star)) + o(1)) (P_{1-\alpha}^{-1}(\hat{\mu}_{k,r}) - P_{1-\alpha}^{-1}(\mu^\star)) + o(\|\hat{\mu}_k - \mu^\star\|_{L^\infty(\mathcal{X})}), \\ F_{\mu^\star}(P_{1-\alpha}^{-1}(\hat{\mu}_{k,r})) &= 1 - \alpha + (f_{\mu^\star}(P_{1-\alpha}^{-1}(\mu^\star)) + o(1)) (P_{1-\alpha}^{-1}(\hat{\mu}_{k,r}) - P_{1-\alpha}^{-1}(\mu^\star)) + o(\|\hat{\mu}_k - \mu^\star\|_{L^\infty(\mathcal{X})}). \end{aligned}$$

We hence conclude $\sup_{r \in [0,1]} |P_{1-\alpha}^{-1}(\hat{\mu}_{k,r}) - P_{1-\alpha}^{-1}(\mu^\star)| = O(\|\hat{\mu}_k - \mu^\star\|_{L^\infty(\mathcal{X})})$, since F_{μ^\star} has a strictly positive density $f_{\mu^\star}(P_{1-\alpha}^{-1}(\mu^\star))$ at $P_{1-\alpha}^{-1}(\mu^\star)$.

C.3 Proof of Lemma 14

We define the following Lipschitz version of the indicator function:

$$\mathbf{1}_a\{w \geq 0\} := \begin{cases} 1 & \text{if } w \geq 0 \\ ax + 1 & \text{if } -1/a \leq w < 0 \\ 0 & \text{if } w < -1/a \end{cases}.$$

By construction, $w \mapsto \mathbf{1}_a \{w \geq 0\}$ is a -Lipschitz. For a sequence of constants $a_n \uparrow \infty$, which we choose later, we will approximate each threshold function $\widehat{h}_k(x)$ with $\mathbf{1}_{a_n} \{\cdot \geq 0\}$. By definition,

$$\begin{aligned} \alpha |\widehat{h}_k - h^*|(x) &\leq |\mathbf{1} \{\widehat{\mu}_k(x) - \widehat{q}_k \geq 0\} - \mathbf{1}_{a_n} \{\widehat{\mu}_k(x) - \widehat{q}_k \geq 0\}| \\ &\quad + |\mathbf{1}_{a_n} \{\widehat{\mu}_k(x) - \widehat{q}_k \geq 0\} - \mathbf{1}_{a_n} \{\mu^*(x) - P_{1-\alpha}^{-1}(\mu^*) \geq 0\}| \\ &\quad + |\mathbf{1}_{a_n} \{\mu^*(x) - P_{1-\alpha}^{-1}(\mu^*) \geq 0\} - \mathbf{1} \{\mu^*(x) - P_{1-\alpha}^{-1}(\mu^*) \geq 0\}| \\ &\leq \mathbf{1} \{\widehat{\mu}_k(x) - \widehat{q}_k \in [-a_n^{-1}, 0]\} \\ &\quad + a_n |\widehat{\mu}_k(x) - \mu^*(x)| + a_n |\widehat{q}_k - P_{1-\alpha}^{-1}(\widehat{\mu}_k)| + a_n |P_{1-\alpha}^{-1}(\widehat{\mu}_k) - P_{1-\alpha}^{-1}(\mu^*)| \\ &\quad + \mathbf{1} \{\mu^*(x) - P_{1-\alpha}^{-1}(\mu^*) \in [-a_n^{-1}, 0]\}. \end{aligned}$$

Taking expectations, we get

$$\begin{aligned} \alpha \|\widehat{h}_k - h^*\|_{L^1(\mathcal{X})} &\leq a_n \|\widehat{\mu}_k - \mu^*\|_{L^1(\mathcal{X})} + a_n |\widehat{q}_k - P_{1-\alpha}^{-1}(\widehat{\mu}_k)| + a_n |P_{1-\alpha}^{-1}(\widehat{\mu}_k) - P_{1-\alpha}^{-1}(\mu^*)| \\ &\quad + \mathbb{P}_{X \sim P}(\widehat{\mu}_k(X) - \widehat{q}_k \in [-a_n^{-1}, 0]) + \mathbb{P}_{X \sim P}(\mu^*(X) - P_{1-\alpha}^{-1}(\mu^*) \in [-a_n^{-1}, 0]) \end{aligned}$$

Since $|\widehat{q}_k - P_{1-\alpha}^{-1}(\widehat{\mu}_k)| \leq \delta_n n^{-1/3}$ on $\mathcal{E}_{n,k}$, and both $F_{\widehat{\mu}_k}$ and F_{μ^*} have densities at $P_{1-\alpha}^{-1}(\widehat{\mu}_k)$ and $P_{1-\alpha}^{-1}(\mu^*)$, we obtain the result by letting $a_n = n^{1/6}$.

D Proof of Theorem 1: Part III

Since $\mathbb{E}[(\mu^*(X) - P_{1-\alpha}^{-1}(\mu^*))_+ \kappa(D; \mu_0^*, \mu_1^*, e^*, h^*)] = 0$ by ignorability (Assumption 1), we have $\text{Var } \psi(D) = \sigma_\alpha^2$, where σ_α^2 was defined in expression (7). Below, we show that the two terms in the below empirical estimate

$$\widehat{\sigma}_{\alpha,k}^2 = \frac{1}{\alpha^2} \text{Var}_{X \sim \widehat{P}_k}(\widehat{\mu}_k(X) - \widehat{q}_k)_+ + \text{Var}_{D \sim \widehat{P}_k} \left(\kappa \left(D; \widehat{\mu}_{0,k}, \widehat{\mu}_{1,k}, \widehat{e}_k, \widehat{h}_k \right) \right)$$

respectively converge to their population counterparts defined with the true nuisance parameter $(\mu_0^*, \mu_1^*, e^*, h^*)$. From Slutsky's lemma, this will give our final result $\frac{\sqrt{n}}{\sigma_\alpha}(\widehat{\omega}_\alpha - \text{WTE}_\alpha) \xrightarrow{d} N(0, 1)$.

We first show the convergence

$$\text{Var}_{D \sim \widehat{P}_k}(\widehat{\mu}_k(X) - \widehat{q}_k)_+ \xrightarrow{P} \text{Var}_{D \sim P}(\mu^*(X) - P_{1-\alpha}^{-1}(\mu^*))_+. \quad (33)$$

We use the following weak law of large numbers.

Lemma 17 (Dembo [41, Corollary 2.1.14]). *Suppose that for each m , the random variables $\xi_{m,i}$, $i = 1, \dots, m$ are pairwise independent, identically distributed for each m , and $\mathbb{E}[\xi_{m,1}] < \infty$. Setting $S_m = \sum_{i=1}^m \xi_{m,i}$ and $a_m = \sum_{i=1}^m \mathbb{E} \xi_{m,i}$,*

$$m^{-1}(S_m - a_m) \xrightarrow{P} 0 \text{ as } m \rightarrow \infty.$$

Recalling the existence of an envelope function $\bar{\mu}(X)$ in Assumption 4, Lemma 17 implies

$$\text{Var}_{D \sim \widehat{P}_k}(\widehat{\mu}_k(X) - \widehat{q}_k)_+ - \text{Var}_{D \sim P}(\widehat{\mu}_k(X) - \widehat{q}_k)_+ \xrightarrow{P} 0$$

conditional on $\{D_i\}_{i \in I_k^{c,\infty}}$. From dominated convergence, we also have the unconditional convergence. From the above display, it suffices for the claim (33) to show $\text{Var}_{D \sim P}(\widehat{\mu}_k(X) - \widehat{q}_k)_+ \xrightarrow{P}$

$\text{Var}_{D \sim P} (\mu^*(X) - P_{1-\alpha}^{-1}(\mu^*))_+$. Since $|\hat{q}_k - P_{1-\alpha}^{-1}(\hat{\mu}_k)| \leq \delta_n n^{-1/3}$ on the event $\mathcal{E}_{n,k}$ defined in expression (22), we have

$$\text{Var}_{D \sim P} (\hat{\mu}_k(X) - \hat{q}_k)_+ - \text{Var}_{D \sim P} (\hat{\mu}_k(X) - P_{1-\alpha}^{-1}(\hat{\mu}_k))_+ \xrightarrow{P} 0.$$

Now, since $\|\hat{\mu}_k - \mu^*\|_{L^2(\mathcal{X})} \xrightarrow{P} 0$ and $P_{1-\alpha}^{-1}(\hat{\mu}_k) \xrightarrow{P} P_{1-\alpha}^{-1}(\mu^*)$ from Lemma 13, we conclude

$$\text{Var}_{D \sim P} (\hat{\mu}_k(X) - \hat{q}_k)_+ \xrightarrow{P} \text{Var}_{D \sim P} (\mu^*(X) - P_{1-\alpha}^{-1}(\mu^*))_+.$$

To show $\text{Var}_{D \sim \hat{P}_k} \kappa(D; \hat{\mu}_{0,k}, \hat{\mu}_{1,k}, \hat{e}_k, \hat{h}_k) \xrightarrow{P} \text{Var} \kappa(D; \mu_0^*, \mu_1^*, e^*, h^*)$, we begin by noting that on the event $\mathcal{E}_{n,k}$, $|\kappa(D; \hat{\mu}_{0,k}, \hat{\mu}_{1,k}, \hat{e}_k, \hat{h}_k)| \leq \frac{M_h}{c}(2|Y| + \bar{\mu}(X))$. Lemma 17 again yields

$$\text{Var}_{D \sim \hat{P}_k} \kappa(D; \hat{\mu}_{0,k}, \hat{\mu}_{1,k}, \hat{e}_k, \hat{h}_k) - \text{Var}_P \kappa(D; \hat{\mu}_{0,k}, \hat{\mu}_{1,k}, \hat{e}_k, \hat{h}_k) \xrightarrow{P} 0,$$

conditional on $\mathcal{E}_{n,k}$ and $\{D_i\}_{i \in I_k^c, \infty}$, and hence unconditionally as well. Under Assumption 1, 2, 3, 4, elementary calculations show

$$\begin{aligned} & \mathbb{E}_{D \sim P} [|\kappa(D; \mu_0^*, \mu_1^*, e^*, h^*) - \kappa(D; \hat{\mu}_{0,k}, \hat{\mu}_{1,k}, \hat{e}_k, \hat{h}_k)|^2] \\ & \lesssim \|\mu_0^* - \hat{\mu}_{0,k}\|_{L^2(\mathcal{X})} + \|\mu_1^* - \hat{\mu}_{1,k}\|_{L^2(\mathcal{X})} + \|e^* - \hat{e}_k\|_{L^2(\mathcal{X})} + \|h^* - \hat{h}_k\|_{L^2(\mathcal{X})} \end{aligned}$$

on the event $\mathcal{E}_{n,k}$. From Lemma 14, we conclude $\text{Var} \kappa(D; \hat{\mu}_{0,k}, \hat{\mu}_{1,k}, \hat{e}_k, \hat{h}_k) \xrightarrow{P} \text{Var} \kappa(D; \mu_0^*, \mu_1^*, e^*, h^*)$, which gives the desired result.

E Proof of Theorem 2

We proceed in the style of classical arguments outlined in [93, 18], affording special care to establish differentiability of the functional WTE_α .

We first characterize the tangent space \mathcal{T} , the $L^2(P)$ -closure of the space spanned by elements of the score function $S(D; \theta^*)$, for all *smooth* parametric submodels

$$\begin{aligned} \mathcal{T} := & \left\{ s(D) : \mathbb{E}[s(D)^2] < \infty, \text{ and } \exists a(m) \in \mathbb{R}^m, \text{ and sequence of } \textit{smooth} \text{ parametric submodels} \right. \\ & \left. \text{with score } S(D; \theta^*(m)) \text{ at } \theta^* = \theta^*(m) \text{ s.t. } \mathbb{E}[(s(D) - a(m)^\top S(D; \theta^*(m)))^2] \rightarrow 0 \text{ as } m \rightarrow \infty \right\}. \end{aligned}$$

From the decomposition (15) (which holds under ignorability 1), the score of a *smooth* parametric submodel of D is given by

$$S(D; \theta) = ZS_1(Y|X; \theta) + (1 - Z)S_0(Y|X; \theta) + \frac{Z - e(X; \theta)}{e(X; \theta)(1 - e(X; \theta))} \nabla_\theta e(x; \theta) + S_X(X; \theta). \quad (34)$$

Using this formula, we derive an explicit representation for the tangent space.

Lemma 18. *Under the conditions of Theorem 2, the tangent space \mathcal{T} is the set of measurable functions $d \mapsto zS_1(y | x) + (1 - z)S_0(y | x) + A(x)(z - e^*(x)) + S_X(x)$ s.t. $\mathbb{E}[S_X(x)] = 0$, $\mathbb{E}[S_z(Y(z) | X) | X] = 0$ a.s., and $\mathbb{E}[A^2(X)] < \infty$.*

See Section E.1 for the proof. With this characterization of the tangent space, our efficiency bound follows from the following classical result; see Bickel et al. [18, Theorem 1, Section 3.3] and Newey [93, Theorem 3.1].

Lemma 19. *Let β be a differentiable parameter, and let the tangent space \mathcal{T}_β be linear. For ϕ defined in Definition 4, let us denote by $\Pi(\phi \mid \mathcal{T})$ the L^2 -projection of ϕ to \mathcal{T} , which is well-defined since \mathcal{T} is a linear Hilbert space. If $\mathbb{E}[\Pi(\phi \mid \mathcal{T})^2] > 0$, then $\mathbb{V}(\beta; P) = \mathbb{E}[\Pi(\phi \mid \mathcal{T})^2]$.*

The tangent space characterized in Lemma 18 is clearly linear. The below lemma—whose proof we give in Section E.2—shows differentiability of $\theta \mapsto \text{WTE}_\alpha(P_\theta)$ at θ^* .

Lemma 20. *Let the conditions of Theorem 2 hold. Then, for any smooth parameteric submodel, $\theta \mapsto \text{WTE}_\alpha(P_\theta)$ is differentiable at θ^* with*

$$\begin{aligned} \nabla_\theta \text{WTE}_\alpha(P_{\theta^*}) &= \frac{1}{\alpha} \int (\mu^*(x) - P_{1-\alpha}^{-1}(\mu^*))_+ S_X(x; \theta^*) f_X(x) dx \\ &\quad + \int \nabla_\theta \mu(x; \theta^*) h^*(x) f_X(x) dx, \end{aligned}$$

where integrals over vectors is taken elementwise, and we use $\nabla_\theta \mu(x; \theta^*) = \int y S_1(y|x; \theta^*) f_1(y|x) d\nu(y) - \int y S_0(y|x; \theta^*) f_0(y|x) d\nu(y)$.

Recalling the score function $S(D; \theta^*)$ given in expression (34), and the influence function (11), we have $\nabla_\theta \text{WTE}_\alpha(P_{\theta^*}) = \mathbb{E}[\psi(D) S(D; \theta^*)]$ by inspection. We conclude that WTE_α is a differentiable parameter in the sense of Definition 4.

We now show that the influence function ψ is in the tangent space \mathcal{T} . Define $A(x) = 0$, and

$$\begin{aligned} S_X(x) &:= \frac{1}{\alpha} (\mu^*(x) - P_{1-\alpha}^{-1}(\mu^*))_+ + P_{1-\alpha}^{-1}(\mu^*) - \text{WTE}_\alpha(P) \\ S_1(y|x) &:= \frac{h^*(x)}{e^*(x)} (y - \mu_1^*(x)), \quad S_0(y|x) := -\frac{h^*(x)}{1 - e^*(x)} (y - \mu_0^*(x)). \end{aligned}$$

From Lemma 18 and Assumptions 2, 3, we have $\psi \in \mathcal{T}$. The first result follows from Lemma 19.

When the true propensity score $e^*(\cdot)$ is known, a similar argument as Lemma 18 shows that the tangent space is given by $d \mapsto z S_1(y \mid x) + (1 - z) S_0(y \mid x) + S_X(x)$ s.t. $\mathbb{E}[S_X(x)] = 0$, and $\mathbb{E}[S_z(Y(z) \mid X) \mid X] = 0$ a.s.. From the tangent space, a nearly identical argument as above gives the same efficiency bound.

E.1 Proof of Lemma 18

Given the form of the score function (34) at $\theta = \theta^*$, the definition of *smoothness* (Definition 3) implies that \mathcal{T} is included in the set characterized in the statement of the lemma.

To show the other direction, let $S_1(y \mid x), S_0(y \mid x), A(x), S_X(x)$ be bounded functions that satisfy conditions characterized in the statement. Let $\theta \in \mathbb{R}$ be small enough, such that

$$\begin{aligned} f_z(y|x; \theta) &:= f_z(y \mid x) (1 + \theta S_z(y \mid x)) \quad \text{for } z \in \{0, 1\}, \\ f_X(x; \theta) &:= f_X(x) (1 + \theta S_X(x)), \quad e(x; \theta) := e^*(x) + \theta A(x) e^*(x) (1 - e^*(x)), \end{aligned}$$

are valid kernels/densities/propensity scores. Standard arguments [18, Prop. 2.1.1] show that the above quantities are smoothness in the QMD sense (Definition 2), with scores at θ^* given by $S_z(y \mid x)$, $S_X(x)$, and $A(x)(z - e^*(x))$. At other values of θ , we have $S_z(y|x; \theta) = (1 + \theta S_z(y|x))^{-1} S_z(y|x)$. For $z \in \{0, 1\}$, boundedness of $S_z(y|x)$ and $S_X(x)$, and Assumption 6 implies that there exists a neighborhood $N(\theta^*)$ such that

$$\sup_{\theta' \in N(\theta)} \left\| \int y S_z(y|x; \theta) f_z(y|x; \theta) d\nu \right\|_{L^\infty(\mathcal{X})} < \infty.$$

It is also straightforward to verify conditions 3, and 4. Since bounded functions are dense in the space of L^2 functions, we conclude $f(D; \theta)$ is *smooth* in the sense of Definition 3.

E.2 Proof of Lemma 20

From condition 1 of Definition 3, we have

$$\nabla_{\theta} \mu(x; \theta) = \int y S_1(y|x; \theta) f_1(y|x; \theta) d\nu(y) - \int y S_0(y|x; \theta) f_0(y|x; \theta) d\nu(y).$$

From condition 2 of Definition 3, there exists a neighborhood of θ^* , and a constant $C > 0$ such that $\|\nabla_{\theta} \mu(x; \theta)\|_2 \leq C$ over θ in this neighborhood. This implies that for all t small enough, we have

$$\|\mu(x; \theta^* + t\theta) - \mu(x; \theta^*)\|_{L^\infty(\mathcal{X})} \leq tC \|\theta\|_2. \quad (35)$$

We begin by showing that as $t \rightarrow 0$,

$$P_{1-\alpha, \theta^*+t\theta}^{-1}(\mu(\cdot; \theta^* + t\theta)) - P_{1-\alpha, \theta^*}^{-1}(\mu(\cdot; \theta^*)) = P_{1-\alpha, \theta^*+t\theta}^{-1}(\mu(\cdot; \theta^* + t\theta)) - P_{1-\alpha}^{-1}(\mu^*) = O(t) \quad (36)$$

Let us denote by F_{θ} the cumulative distribution of $\mu(x; \theta)$ under $f_X(\cdot; \theta)$, and let ϵ_t be a strictly positive sequence such that $\epsilon_t = o(t)$. Write

$$\begin{aligned} & F_{\theta^*+t\theta} \left(P_{1-\alpha, \theta^*+t\theta}^{-1}(\mu(\cdot; \theta^* + t\theta)) \right) \\ &= F_{\theta^*} \left(P_{1-\alpha, \theta^*+t\theta}^{-1}(\mu(\cdot; \theta^* + t\theta)) \right) + (F_{\theta^*+t\theta} - F_{\theta^*}) \left(P_{1-\alpha, \theta^*+t\theta}^{-1}(\mu(\cdot; \theta^* + t\theta)) \right), \end{aligned}$$

and note that since $\mu^*(X)$ has a strictly positive density, we have

$$\begin{aligned} & \left| (F_{\theta^*+t\theta} - F_{\theta^*}) \left(P_{1-\alpha, \theta^*+t\theta}^{-1}(\mu(\cdot; \theta^* + t\theta)) \right) \right| \\ & \leq F_{\theta^*} \left(P_{1-\alpha, \theta^*+t\theta}^{-1}(\mu(\cdot; \theta^* + t\theta)) + tC \|\theta\|_2 \right) - F_{\theta^*} \left(P_{1-\alpha, \theta^*+t\theta}^{-1}(\mu(\cdot; \theta^* + t\theta)) - tC \|\theta\|_2 \right) = O(t). \end{aligned}$$

Arguing similarly for the input $P_{1-\alpha, \theta^*+t\theta}^{-1}(\mu(\cdot; \theta^* + t\theta)) - \epsilon_t$, we get

$$\begin{aligned} & F_{\theta^*+t\theta} \left(P_{1-\alpha, \theta^*+t\theta}^{-1}(\mu(\cdot; \theta^* + t\theta)) \right) = F_{\theta^*} \left(P_{1-\alpha, \theta^*+t\theta}^{-1}(\mu(\cdot; \theta^* + t\theta)) \right) + O(t) \\ & F_{\theta^*+t\theta} \left(P_{1-\alpha, \theta^*+t\theta}^{-1}(\mu(\cdot; \theta^* + t\theta)) - \epsilon_t \right) = F_{\theta^*} \left(P_{1-\alpha, \theta^*+t\theta}^{-1}(\mu(\cdot; \theta^* + t\theta)) - \epsilon_t \right) + O(t). \end{aligned}$$

Recalling the definition of $P_{1-\alpha, \theta^*+t\theta}^{-1}(\mu(\cdot; \theta^* + t\theta))$, conclude

$$\begin{aligned} & F_{\theta^*+t\theta} \left(P_{1-\alpha, \theta^*+t\theta}^{-1}(\mu(\cdot; \theta^* + t\theta)) - \epsilon_t \right) = F_{\theta^*} \left(P_{1-\alpha, \theta^*+t\theta}^{-1}(\mu(\cdot; \theta^* + t\theta)) - \epsilon_t \right) + O(t) \\ & \leq 1 - \alpha \leq F_{\theta^*+t\theta} \left(P_{1-\alpha, \theta^*+t\theta}^{-1}(\mu(\cdot; \theta^* + t\theta)) \right) = F_{\theta^*} \left(P_{1-\alpha, \theta^*+t\theta}^{-1}(\mu(\cdot; \theta^* + t\theta)) \right) + O(t). \quad (37) \end{aligned}$$

Since F_{θ^*} has a positive density at $P_{1-\alpha}^{-1}(\mu^*)$, we have shown $P_{1-\alpha, \theta^*+t\theta}^{-1}(\mu(\cdot; \theta^* + t\theta)) \rightarrow P_{1-\alpha, \theta^*}^{-1}(\mu(\cdot; \theta^*))$.

To show that the convergence happens at rate $O(t)$, Taylor's theorem yields

$$\begin{aligned} & F_{\theta^*} \left(P_{1-\alpha, \theta^*+t\theta}^{-1}(\mu(\cdot; \theta^* + t\theta)) \right) = 1 - \alpha + f_{\theta^*}(P_{1-\alpha}^{-1}(\mu^*)) \left(P_{1-\alpha, \theta^*+t\theta}^{-1}(\mu(\cdot; \theta^* + t\theta)) - P_{1-\alpha, \theta^*}^{-1}(\mu(\cdot; \theta^*)) \right) \\ & \quad + o \left(P_{1-\alpha, \theta^*+t\theta}^{-1}(\mu(\cdot; \theta^* + t\theta)) - P_{1-\alpha, \theta^*}^{-1}(\mu(\cdot; \theta^*)) \right) \\ & F_{\theta^*} \left(P_{1-\alpha, \theta^*+t\theta}^{-1}(\mu(\cdot; \theta^* + t\theta)) - \epsilon_t \right) = 1 - \alpha + f_{\theta^*}(P_{1-\alpha}^{-1}(\mu^*)) \left(P_{1-\alpha, \theta^*+t\theta}^{-1}(\mu(\cdot; \theta^* + t\theta)) - P_{1-\alpha, \theta^*}^{-1}(\mu(\cdot; \theta^*)) \right) \\ & \quad + o \left(P_{1-\alpha, \theta^*+t\theta}^{-1}(\mu(\cdot; \theta^* + t\theta)) - P_{1-\alpha, \theta^*}^{-1}(\mu(\cdot; \theta^*)) \right) + o(t), \end{aligned}$$

where we used f_{θ^*} to denote the (positive) density of F_{θ^*} . Plugging these approximations into the inequality (37), the desired convergence (36) follows.

We are now ready to directly show differentiability of the mapping $\theta \mapsto \text{WTE}_\alpha(P_\theta)$. We draw heavily on the dual representation of WTE_α (see Lemma 1). Recalling Lemma 1, for $t \geq 0$

$$\text{WTE}_\alpha(P_{\theta^*+t\theta}) = \frac{1}{\alpha} \mathbb{E}_{\theta^*+t\theta} \left(\mu(X; \theta^* + t\theta) - P_{1-\alpha, \theta^*+t\theta}^{-1}(\mu(\cdot; \theta^* + t\theta)) \right)_+ + P_{1-\alpha, \theta^*+t\theta}^{-1}(\mu(\cdot; \theta^* + t\theta)).$$

Note that if

$$\mu^*(X) - P_{1-\alpha}^{-1}(\mu^*) > tC \|\theta\|_2 + \left| P_{1-\alpha, \theta^*+t\theta}^{-1}(\mu(\cdot; \theta^* + t\theta)) - P_{1-\alpha, \theta^*}^{-1}(\mu(\cdot; \theta^*)) \right|,$$

then

$$\begin{aligned} & \left(\mu(X; \theta^* + t\theta) - P_{1-\alpha, \theta^*+t\theta}^{-1}(\mu(\cdot; \theta^* + t\theta)) \right)_+ - \left(\mu(X; \theta^*) - P_{1-\alpha, \theta^*}^{-1}(\mu(\cdot; \theta^*)) \right)_+ \\ &= \mu(X; \theta^* + t\theta) - \mu(X; \theta^*) - \left(P_{1-\alpha, \theta^*+t\theta}^{-1}(\mu(\cdot; \theta^* + t\theta)) - P_{1-\alpha, \theta^*}^{-1}(\mu(\cdot; \theta^*)) \right) \end{aligned}$$

from the uniform bound (35). Similarly, if

$$\mu^*(X) - P_{1-\alpha}^{-1}(\mu^*) < -tC \|\theta\|_2 - \left| P_{1-\alpha, \theta^*+t\theta}^{-1}(\mu(\cdot; \theta^* + t\theta)) - P_{1-\alpha, \theta^*}^{-1}(\mu(\cdot; \theta^*)) \right|,$$

then we have

$$\left(\mu(X; \theta^* + t\theta) - P_{1-\alpha, \theta^*+t\theta}^{-1}(\mu(\cdot; \theta^* + t\theta)) \right)_+ - \left(\mu(X; \theta^*) - P_{1-\alpha, \theta^*}^{-1}(\mu(\cdot; \theta^*)) \right)_+ = 0.$$

Since $\mu^*(X)$ has a density at $P_{1-\alpha}^{-1}(\mu^*)$, the above implies

$$\begin{aligned} & \left| \frac{1}{t} \int \left(\left(\mu(x; \theta^* + t\theta) - P_{1-\alpha, \theta^*+t\theta}^{-1}(\mu(\cdot; \theta^* + t\theta)) \right)_+ - \left(\mu^*(x) - P_{1-\alpha}^{-1}(\mu^*) \right)_+ \right) f_X(x) dx \right. \\ & \quad \left. - \alpha \int \theta^\top \nabla_\theta \mu(x; \theta^* + t\theta) h^*(x) f_X(x) dx + \frac{\alpha}{t} \left(P_{1-\alpha, \theta^*+t\theta}^{-1}(\mu(\cdot; \theta^* + t\theta)) - P_{1-\alpha}^{-1}(\mu^*) \right) \right| \\ & \leq 2 \left(C \|\theta\|_2 + \frac{1}{t} \left| P_{1-\alpha, \theta^*+t\theta}^{-1}(\mu(\cdot; \theta^* + t\theta)) - P_{1-\alpha}^{-1}(\mu^*) \right| \right) \\ & \quad \times P \left(|\mu^*(X) - P_{1-\alpha}^{-1}(\mu^*)| \leq tC \|\theta\|_2 + |P_{1-\alpha, \theta^*+t\theta}^{-1}(\mu(\cdot; \theta^* + t\theta)) - P_{1-\alpha}^{-1}(\mu^*)| \right) = o(1), \end{aligned} \tag{38}$$

where we used the convergence (36) in the last equality. Now, rewrite

$$\begin{aligned}
& \frac{1}{t} (\text{WTE}_\alpha(P_{\theta^*+t\theta}) - \text{WTE}_\alpha(P_{\theta^*})) \\
&= \frac{1}{t} \left\{ \frac{1}{\alpha} \mathbb{E}_{\theta^*+t\theta} \left(\mu(X; \theta^* + t\theta) - P_{1-\alpha, \theta^*+t\theta}^{-1}(\mu(\cdot; \theta^* + t\theta)) \right)_+ + P_{1-\alpha, \theta^*+t\theta}^{-1}(\mu(\cdot; \theta^* + t\theta)) \right. \\
&\quad \left. - \frac{1}{\alpha} \mathbb{E}_{\theta^*} \left(\mu(X; \theta^* + t\theta) - P_{1-\alpha, \theta^*+t\theta}^{-1}(\mu(\cdot; \theta^* + t\theta)) \right)_+ - P_{1-\alpha, \theta^*+t\theta}^{-1}(\mu(\cdot; \theta^* + t\theta)) \right\} \\
&\quad + \frac{1}{t} \left\{ \frac{1}{\alpha} \mathbb{E}_{\theta^*} \left(\mu(X; \theta^* + t\theta) - P_{1-\alpha, \theta^*+t\theta}^{-1}(\mu(\cdot; \theta^* + t\theta)) \right)_+ + P_{1-\alpha, \theta^*+t\theta}^{-1}(\mu(\cdot; \theta^* + t\theta)) \right. \\
&\quad \left. - \frac{1}{\alpha} \mathbb{E}_{\theta^*} (\mu^*(X) - P_{1-\alpha}^{-1}(\mu^*))_+ - P_{1-\alpha}^{-1}(\mu^*) \right\}.
\end{aligned}$$

Using the bound (38), the above display is equal to

$$\begin{aligned}
& \int \left(\frac{1}{\alpha} \left(\mu(X; \theta^* + t\theta) - P_{1-\alpha, \theta^*+t\theta}^{-1}(\mu(\cdot; \theta^* + t\theta)) \right)_+ + P_{1-\alpha, \theta^*+t\theta}^{-1}(\mu(\cdot; \theta^* + t\theta)) \right) \\
&\quad \times \frac{1}{t} (f_X(x; \theta^* + t\theta) - f_X(x; \theta^*)) dx + \int \theta^\top \nabla_\theta \mu(x; \theta^*) h^*(x) f_X(x) dx + o(1) \\
&= \int \left(\frac{1}{\alpha} (\mu^*(x) - P_{1-\alpha}^{-1}(\mu^*))_+ + P_{1-\alpha}^{-1}(\mu^*) \right) \theta^\top S_X(x; \theta^*) f_X(x) dx + \int \theta^\top \nabla_\theta \mu(x; \theta^*) h^*(x) f_X(x) dx + o(1),
\end{aligned}$$

where the last inequality follows from dominated convergence and *smoothness* of $f(D; \theta)$.