

RESEARCH ARTICLE

Stabilizing of a Class of Underactuated Euler Lagrange System Using an Approximate Model

Huseyin Alpaslan Yildiz*¹ | Leyla Goren-Sumer²

¹Siemens A.S., ADV D EU TR, Istanbul, Turkey

²Istanbul Technical University, Dept. of Control and Automation Eng., Istanbul, Turkey Email: leyla.goren@itu.edu.tr

Correspondence

*Huseyin Alpaslan Yildiz, Siemens Sanayi ve Tic. A.S. Yakacik Cad. No:111 34870 Istanbul, Turkey. Email: alpaslan.yildiz@siemens.com

Abstract

The energy shaping method, Controlled Lagrangian, is a well-known approach to stabilize the under-actuated Euler Lagrange (EL) systems. In this approach, to construct a control rule, some nonlinear, nonhomogeneous partial differential equations (PDEs), which are called matching conditions, must be solved. In this paper, a method is proposed to obtain an approximate solution of these matching conditions for a class of under-actuated EL systems. To develop the method, the potential energy matching condition is transformed to a set of linear PDEs using an approximation of inertia matrices. So the assignable potential energy function and the controlled inertia matrix, both are constructed as a common solution of these PDEs. Afterwards, the gyroscopic and dissipative forces are found as the solution of the kinetic energy matching condition. Finally, the control rule is constructed by adding energy shaping rule and additional dissipation injection to provide asymptotic stability. The stability analysis of the closed loop system which used the control rule derived with the proposed method is also given. To demonstrate the success of the proposed method, the stability problem of the inverted pendulum on a cart is considered.

KEYWORDS:

Controlled Lagrangian, energy shaping, stabilization, approximate solution of the matching conditions

1 | INTRODUCTION

The stabilization problem of nonlinear systems at a desired equilibrium point is an attractive subject for control researchers ever since the tools are developed to analyze nonlinear systems. When the energy shaping and dissipation injection control policy is used, the mathematical structure of the system is preserved, but these approaches are versatile just for a special class of nonlinear systems where Euler Lagrange and port-controlled Hamiltonian systems (PCH). The energy shaping control methodology is to render the open-loop system to a closed loop system, which has a stable desired equilibrium point, via feedback. As long as the number of control input is equal to the number of degrees of freedom (DoF) of the open-loop system, the system is called full-actuated system and shaping potential energy is adequate to stabilize the closed-loop system at desired equilibrium. However under-actuated systems can be stabilize not only by modifying the potential energy of the system but also kinetic energy of the system. This idea is introduced first in Ailon and Ortega¹ and it is called total energy shaping. In literature, there are two main approaches to shape the total energy functions of systems which are developed separately for Euler Lagrange and Hamiltonian systems, entitled Controlled Lagrangians² and Interconnection and damping assignment passivity-based control (IDA-PBC)³, respectively.

In these methods, the existence conditions of a feedback law, which stabilizes the system at a desired equilibrium point, are given as a set of nonlinear partial differential equations (PDEs) known as matching conditions. Several studies have been dedicated to derive the solution of these matching equations, as in Gomez et al⁴, Acosta et al⁵ also Viola et al⁶ and references therein. Additionally, some methods are also proposed in Hamberg⁷, Bloch et al^{2,8}, Ortega et al⁹, Chang¹⁰, Auckly and Kapitansky¹¹. As recognized from these works, there are lots of difficulties about solving related PDEs, so the stabilization problem is still known as a hard problem, for the underactuated case. To solve this problem, in Goren-Sumer and YalÄgin¹², it is shown that the discrete time formulation of the problem is possible and then a relatively easy technique to solve these matching equations that are in the form of PDEs is given. Some other approaches to the same problem are proposed, i.e., in Sarras et al¹³, where a method is based on the immersion and invariance methodology and in Donaire et al¹⁴, it is shown that the solution of partial differential equations cannot be needed whenever the system satisfies some assumptions.

To obtain an approximate solution of these matching equations, a method based on the constructing the approximate model of the open-loop and closed-loop systems is proposed in Goren-Sumer and Sengor¹⁵. This approach makes it possible to derive a new matching conditions in the form of a set of linear partial differential equations and a set of linear equations to solve the stabilization problem of underactuated systems. In this study, this approach is modified and expanded to a class of underactuated EL systems. To the best of our knowledge, no similar approach is available in the literature.

2 | PRELIMINARIES

Consider an EL system in n -dimensional configuration space Q^3 :

$$\frac{d}{dt} \frac{\partial L}{\partial \dot{q}} - \frac{\partial L}{\partial q} = G(q)u(q, \dot{q}) \quad (1)$$

In (1) if $G(q) \in \mathbb{R}^{n \times m}$ and $\text{rank } G(q) < n$, the system is called underactuated.

Let us define a desired closed loop EL system as:

$$\frac{d}{dt} \frac{\partial L_c}{\partial \dot{q}} - \frac{\partial L_c}{\partial q} + F_c(q, \dot{q}) = 0 \quad (2)$$

in which $F_c(q, \dot{q})$ is defined as gyroscopic and/or dissipation forces¹⁶.

In order to solve the stabilization problem for EL systems, the controlled Lagrangian design method was developed in Bloch et al^{2,8}. The main idea in this method was to design a stabilizing controller is based on assigning a desired Lagrangian Function for control,

$$L_c(q, \dot{q}) = \frac{1}{2} \dot{q}^T M_c(q) \dot{q} - V_c(q) \quad (3)$$

such that $V_c(q)$ has an isolated minimum point which coincides with the desired equilibrium point $(q^*, \mathbf{0})$ of the closed loop system. This problem can be solved only by assigning desired potential energy function for full actuated EL systems. To solve this problem, first it is required to determine the desired closed-loop Lagrangian function $L_c(q, \dot{q})$, namely $M_c(q)$ and $V_c(q)$, after than, a gyroscopic force and/or dissipation force, $F_c(q, \dot{q})$ must be found¹⁶.

For a simple mechanical system, a motion equation for open loop EL and desired closed loop EL system is defined respectively as follows:

$$M\ddot{q} + \frac{\partial M\dot{q}}{\partial q}\dot{q} - \frac{1}{2} \frac{\partial \dot{q}^T M \dot{q}}{\partial q} + \frac{\partial V}{\partial q} = Gu \quad (4)$$

$$M_c\ddot{q} + \frac{\partial M_c\dot{q}}{\partial q}\dot{q} - \frac{1}{2} \frac{\partial \dot{q}^T M_c \dot{q}}{\partial q} + \frac{\partial V_c}{\partial q} + F_c = 0 \quad (5)$$

and $C(q, \dot{q})$ which is "Coriolis and centrifugal forces" matrix³ is defined as,

$$C(q, \dot{q}) = \frac{\partial M\dot{q}}{\partial q} - \frac{1}{2} \left(\frac{\partial M\dot{q}}{\partial q} \right)^T \quad (6)$$

The existence condition of feedback law $u(q, \dot{q})$ which transforms the system (4) to the closed loop system (5) is given by the matching conditions and the procedure to obtain these are summarized as follows¹⁷:

$$\ddot{q} = M^{-1}Gu - M^{-1} \frac{\partial M\dot{q}}{\partial q}\dot{q} + \frac{1}{2} M^{-1} \frac{\partial \dot{q}^T M \dot{q}}{\partial q} - M^{-1} \frac{\partial V}{\partial q} \quad (7)$$

$$\ddot{q} = -M_c^{-1} \frac{\partial M_c \dot{q}}{\partial q} \dot{q} + \frac{1}{2} M_c^{-1} \frac{\partial \dot{q}^T M_c \dot{q}}{\partial q} - M_c^{-1} \frac{\partial V_c}{\partial q} - M_c^{-1} F_c \quad (8)$$

where $F_c = (J + R)\dot{q}$ and

$$J = -J^T, R \geq 0$$

(see after the second paragraph of Definition 2.1 in Chang¹⁶).

Then the matching conditions, as in form of nonlinear PDEs, can be written as follows,

$$G^\perp \left(\frac{\partial V}{\partial q} - M M_c^{-1} \frac{\partial V_c}{\partial q} \right) = 0 \quad (9)$$

$$G^\perp \left[\left(\left(\frac{\partial M \dot{q}}{\partial q} - \frac{1}{2} \left(\frac{\partial M \dot{q}}{\partial q} \right)^T \right) - M M_c^{-1} \left(\frac{\partial M_c \dot{q}}{\partial q} - \frac{1}{2} \left(\frac{\partial M_c \dot{q}}{\partial q} \right)^T \right) - M M_c^{-1} (J + R) \right) \dot{q} \right] = 0 \quad (10)$$

where $G^\perp : (\mathbb{R}^{n-m})^T \rightarrow (\mathbb{R}^n)^T$ is left annihilator of G . The equation (9) and (10) are called as the potential energy matching condition and the kinetic energy matching condition, respectively. To construct the controller, first the matrices $M_c(q) > 0$, $J = -J^T$ and $R \geq 0$, which hold the matching conditions (10) must be found. After that the desired potential energy function $V_c(q)$ which has an isolated minimum at $(q^*, 0)$ should be found as a solution of (9). Energy shaping feedback rule can be obtained as,

$$u_c = (G^T G)^{-1} G^T \left\{ \left[\left(\frac{\partial M \dot{q}}{\partial q} - \frac{1}{2} \left(\frac{\partial M \dot{q}}{\partial q} \right)^T \right) - M M_c^{-1} \left(\frac{\partial M_c \dot{q}}{\partial q} - \frac{1}{2} \left(\frac{\partial M_c \dot{q}}{\partial q} \right)^T \right) - M M_c^{-1} (J + R) \right] \dot{q} \right\} \\ + (G^T G)^{-1} G^T \left\{ \left[\frac{\partial V}{\partial q} - M M_c^{-1} \frac{\partial V_c}{\partial q} \right] \right\} \quad (11)$$

using $M_c(q) > 0$, $V_c(q)$, $J = -J^T$ and $R \geq 0$ ¹⁸. Finally, dissipation must be injected to the closed loop system to guarantee asymptotic stability of closed loop system which is given as Blankenstein et al¹⁸ and Ortega and Garcia-Canseco¹⁹,

$$u_d = -K_v G^T M^{-1} M_c \dot{q} \quad (12)$$

where $K_v > 0$.

3 | MAIN RESULTS

Since the matching conditions given in (9), (10) are nonlinear and nonhomogeneous PDEs, they are too difficult to solve. Also, as mention in Blankenstein et al¹⁸ and Viola et al⁶ there is no general solution for them. The main idea of this study is to propose a method that finds an approximate solution of PDEs given in (9) namely potential energy matching condition. To fulfill this, it is found that a potential energy function $V_c(q)$ has an isolated minimum point, which coincides with the desired equilibrium point $(q^*, 0)$ of the closed loop system, and a controlled generalized inertia matrix $\widehat{M}_c(q)$ such that approximately satisfies the potential energy matching condition given in (9).

The method proposed in this paper might be summarized as follows:

Step 1. Let us define r sub-regions in the configuration space of the EL system, some scalar functions $h_i(q)$ s,

$$S_i \triangleq \{q | h_i(q) \geq h_l(q), \quad l = 1, 2, \dots, r, \quad i \neq l\} \quad (13)$$

where $h_i(q)$ s are defined as $0 < h_i(q) \leq 1$, also define r number of points, q_i s, for each sub-regions such that $h_i(q)|_{q=q_i} = 1$.

Remark 1. For instance, they may be chosen as radial basis functions. In this paper, the functions $h_i(q)$ s are chosen as $h_i(q) = e^{-(\epsilon_i \|q - q_i\|)^2}$, in which the q_i s are the centers of the subregions.

Step 2. Let us write the potential energy matching condition at $q = q_i$ s, thus r number of equations are obtained as follows,

$$G^\perp \left[\frac{\partial V}{\partial q} - M_i M_{ci}^{-1} \frac{\partial V_c}{\partial q} \right] = 0, \quad \forall i \quad (14)$$

in which $M_i = M(q_i)$. Then find a controlled potential energy function $V_c(q)$ as a common solution of (14), such that $V_c(q)$ has the properties of $\partial V_c(q)/\partial q|_{q=q^*} = 0$ and $\partial^2 V_c(q)/\partial q^2 > 0$, and also this common solution makes it possible to find r numbers of matrices $M_{ci} > 0$ satisfying equation (14). For the existence of such solutions a lemma will be given later.

Remark 2. The existence of the common solution of PDEs given in (14), namely the existence of $V_c(q)$ and $M_{ci} > 0, \forall i$, for given M_i s, determine the class of Euler Lagrange systems which are stabilized via the method proposed here. The $M_{ci} > 0$ which satisfied (14) do not need to be unique, in this case M_{ci} s are expressed in parametric form.

Step 3. Let us define an generalized inertia matrix of closed loop system in terms of $h_i(q)$ s defined in *Step 1* and M_{ci} s found in *Step 2*,

$$\widehat{M}_c(q) = \sum_{i=1}^r \left(h_i(q) \widetilde{M}_{ci} + M_{cbi} \right) \quad (15)$$

where $\widetilde{M}_{ci} + M_{cbi} = M_{ci}$. Find the parameters of $h_i(q)$ s, and constant matrices \widetilde{M}_{ci} and M_{cbi} for $i = 1, 2, \dots, r$, such that the following expression holds,

$$\min \left\| G^\perp \left[\frac{\partial V}{\partial q} - M \widehat{M}_c^{-1} \left(\frac{\partial V_c}{\partial q} \right) \right] \right\| \quad (16)$$

Remark 3. If the $h_i(q)$ s are chosen as $h_i(q) = e^{-(\epsilon_i \|q - q_i\|)^2}$, the parameter ϵ_i s and the bias terms are found. If the M_{ci} s have been expressed in parametric form mentioned in *Remark 2*, then the proper values of these parameters can also be determined in this step.

Step 4. Construct an approximate generalized inertia matrix of closed loop system, $\widehat{M}_c(q)$ given in (15), using the scalar $h_i(q)$ s, and constant matrices \widetilde{M}_{ci} s and M_{cbi} s found in *Step 3*.

Step 5. Find some $J(q, \dot{q}) = -J^T(q, \dot{q})$ and $R(q, \dot{q}) = R^T(q, \dot{q}) \geq 0$ matrices such that they hold the kinetic energy matching condition as follows,

$$G^\perp \left[\left(\left(\frac{\partial M \dot{q}}{\partial q} - \frac{1}{2} \left(\frac{\partial M \dot{q}}{\partial q} \right)^T \right) - M \widehat{M}_c^{-1} \left(\frac{\partial \widehat{M}_c \dot{q}}{\partial q} - \frac{1}{2} \left(\frac{\partial \widehat{M}_c \dot{q}}{\partial q} \right)^T \right) - M \widehat{M}_c^{-1} (J + R) \right) \dot{q} \right] = 0 \quad (17)$$

For this aim let us consider $C(q, \dot{q})$ and $\widehat{C}_c(q, \dot{q})$ defined as,

$$\begin{aligned} C(q, \dot{q}) &= \frac{\partial M(q) \dot{q}}{\partial q} - \frac{1}{2} \left(\frac{\partial M(q) \dot{q}}{\partial q} \right)^T \\ \widehat{C}_c(q, \dot{q}) &= \frac{\partial \widehat{M}_c(q) \dot{q}}{\partial q} - \frac{1}{2} \left(\frac{\partial \widehat{M}_c(q) \dot{q}}{\partial q} \right)^T \end{aligned} \quad (18)$$

then kinetic energy matching condition given in (17) is rewritten as follows:

$$G^\perp M \widehat{M}_c^{-1} \left[\widehat{M}_c M^{-1} C - \widehat{C}_c - (J + R) \right] \dot{q} = 0 \quad (19)$$

To obtain the solution of kinetic energy matching condition $J(q, \dot{q})$ can be taken as,

$$J(q, \dot{q}) = \frac{1}{2} \left[\left(\widehat{M}_c M^{-1} C - \widehat{C}_c \right) - \left(\widehat{M}_c M^{-1} C - \widehat{C}_c \right)^T \right] \quad (20)$$

and also any $R(q, \dot{q}) \geq 0$ need to be calculated which satisfies the condition below:

$$G^\perp \left[\frac{1}{2} \left(\left(C - M \widehat{M}_c^{-1} \widehat{C}_c \right) + \left(C - M \widehat{M}_c^{-1} \widehat{C}_c \right)^T \right) - R \right] = 0 \quad (21)$$

Step 6. Construct energy shaping control rule using the following relation,

$$\begin{aligned} u_c &= (G^T G)^{-1} G^T \left\{ \left[\left(\frac{\partial M \dot{q}}{\partial q} - \frac{1}{2} \left(\frac{\partial M \dot{q}}{\partial q} \right)^T \right) - M \widehat{M}_c^{-1} \left(\frac{\partial \widehat{M}_c \dot{q}}{\partial q} - \frac{1}{2} \left(\frac{\partial \widehat{M}_c \dot{q}}{\partial q} \right)^T \right) + (J + R) \right] \dot{q} \right\} \\ &\quad + (G^T G)^{-1} G^T \left\{ \left[\frac{\partial V}{\partial q} - M \widehat{M}_c^{-1} \frac{\partial V_c}{\partial q} \right] \right\} \end{aligned} \quad (22)$$

Step 7. Inject dissipation to satisfy system asymptotic stability where $K_v > 0$,

$$u_d = -K_v G^T M^{-1} \widehat{M}_c \dot{q} \quad (23)$$

therefore the control rule is constructed as follows,

$$u = u_c + u_d \quad (24)$$

The following lemma gives a sufficient condition for the existence of the common solution of (14) in *Step 2*.

Lemma 1. If there is $M_{c1} > 0$ and $V_c(q)$ with the properties of $\nabla_q V_c(q^*) = 0$ and $V_{\text{chess}}^q(q^*) > 0$ which hold

$$G^\perp \left(\frac{\partial V}{\partial q} - M_1 M_{c1}^{-1} \frac{\partial V_c}{\partial q} \right) = 0 \quad (25)$$

and there is r number of matrices which the following equation hold:

$$G^\perp \left(M_i M_{ci}^{-1} - M_j M_{cj}^{-1} \right) = 0, \quad \forall i, j \quad (26)$$

than $V_c(q)$ is the common solution of the given PDE in (14), namely,

$$G^\perp \left[\frac{\partial V}{\partial q} - M_i M_{ci}^{-1} \frac{\partial V_c}{\partial q} \right] = 0, \quad \forall i$$

Proof. Suppose satisfy the function $V_c(q)$ and $M_{ci} > 0$ for $i = 1$, the following relation,

$$G^\perp \left(\frac{\partial V}{\partial q} - M_1 M_{c1}^{-1} \frac{\partial V_c}{\partial q} \right) = 0$$

Then, it can be written,

$$G^\perp M_i M_{ci}^{-1} = G^\perp M_j M_{cj}^{-1}, \quad \forall i, j$$

so that one concludes that

$$G^\perp \frac{\partial V}{\partial q} - \underbrace{G^\perp M_1 M_{c1}^{-1}}_{G^\perp M_j M_{cj}^{-1}} \frac{\partial V_c}{\partial q} = 0, \quad \forall i, j$$

They are nothing but only the PDEs given in (14), this proves the claim. \square

4 | STABILITY ANALYSIS

The standard controlled Lagrangian method guarantees the stability of the desired equilibrium over the assigned total energy function and dissipation injection. However, the method proposed here does not guarantee the stability of the system at the desired equilibrium for all choices of the number of r , namely the amount of sub-regions. This is due to the fact that, the energy function of the closed loop system assigned via the control rule (24) cannot be known exactly, but only known approximately. Therefore, the existence condition of a number of the sub-regions which is guaranteed the stability must be determined. In this section, this issue will be handled by using the results given in Butz²⁰, Heinen²¹ and Ahmadi^{22,23}.

To obtain the motion equation of the closed loop system let substitute $u(q, \dot{q})$ (24) to the system equation (4),

$$M\ddot{q} + C\dot{q} + \frac{\partial V}{\partial q} = G(G^T G)^{-1} G^T \left\{ \left[C - M\widehat{M}_c^{-1}\widehat{C}_c - M\widehat{M}_c^{-1}(J + R) \right] \dot{q} + \left[\frac{\partial V}{\partial q} - M\widehat{M}_c^{-1} \frac{\partial V_c}{\partial q} \right] \right\} + Gu_d \quad (27)$$

and let consider the following relation,

$$G(G^T G)^{-1} G^T + (G^\perp)^T (G^\perp (G^\perp)^T)^{-1} G^\perp = I \quad (28)$$

where,

$$G_{n \times m} = \begin{bmatrix} 0 \\ g_{m \times m} \end{bmatrix}, \quad G_{m \times n}^\perp = \begin{bmatrix} \tilde{g}_{p \times p} & 0 \end{bmatrix}, \quad p = (n - m)$$

thus the term $\left[I - (G^\perp)^T (G^\perp (G^\perp)^T)^{-1} G^\perp \right]$ can be used instead of $G(G^T G)^{-1} G^T$. To ease of the algebraic manipulations, assume that $g = I$, without loss of generality. Therefore, the terms of $\left[I - (G^\perp)^T G^\perp \right]$ and GG^T can be used

instead of $\left[I - (G^\perp)^T (G^\perp (G^\perp)^T)^{-1} G^\perp \right]$ and $G (G^T G)^{-1} G^T$, respectively, through to paper, since $(G^\perp (G^\perp)^T)^{-1} = I$ and $(G^T G)^{-1} = I$.

After some algebraic operations on (27), it is obtained as follows,

$$\begin{aligned} & M\ddot{q} + M\widehat{M}_c^{-1}\widehat{C}_c\dot{q} + M\widehat{M}_c^{-1}(J+R)\dot{q} + M\widehat{M}_c^{-1}\frac{\partial V_c}{\partial q} \\ &= - (G^\perp)^T G^\perp \left[C - M\widehat{M}_c^{-1}\widehat{C}_c - M\widehat{M}_c^{-1}(J+R) \right] \dot{q} - (G^\perp)^T G^\perp \left[\frac{\partial V}{\partial q} - M\widehat{M}_c^{-1}\frac{\partial V_c}{\partial q} \right] + Gu_d \end{aligned} \quad (29)$$

and when the kinetic energy matching condition is hold, the motion equation of the closed loop system becomes as,

$$\widehat{M}_c\ddot{q} + \widehat{C}_c\dot{q} + (J+R)\dot{q} + \frac{\partial V_c}{\partial q} + \widehat{M}_c M^{-1} (G^\perp)^T G^\perp \left[\frac{\partial V}{\partial q} - M\widehat{M}_c^{-1}\frac{\partial V_c}{\partial q} \right] - \widehat{M}_c M^{-1} Gu_d = 0 \quad (30)$$

To examine the stability of system given with (30), let us define a candidate Lyapunov function,

$$H_c(q, \dot{q}) = \frac{1}{2} \dot{q}^T \widehat{M}_c(q) \dot{q} + V_c(q) \quad (31)$$

The first derivative of this function along the trajectory is obtained from (30) and (31) as,

$$\dot{H}_c(q, \dot{q}) = -\dot{q}^T R \dot{q} - \dot{q}^T \widehat{M}_c M^{-1} (G^\perp)^T G^\perp \left[\frac{\partial V}{\partial q} - M\widehat{M}_c^{-1}\frac{\partial V_c}{\partial q} \right] - \dot{q}^T \widehat{M}_c M^{-1} G K_v G^T M^{-1} \widehat{M}_c \dot{q} \quad (32)$$

Let us define $\bar{\epsilon}(q)$ corresponded as the error of potential energy matching condition given in (9), and let define $\hat{\epsilon}(q)$, $\epsilon(q, \dot{q})$, as follows,

$$\bar{\epsilon}(q) = G^\perp \left[\frac{\partial V}{\partial q} - M\widehat{M}_c^{-1}\frac{\partial V_c}{\partial q} \right], \quad \hat{\epsilon}(q) = \widehat{M}_c M^{-1} (G^\perp)^T \bar{\epsilon}(q), \quad \epsilon(q, \dot{q}) = -\dot{q}^T \hat{\epsilon}(q) \quad (33)$$

and rewrite (32) as follows,

$$\dot{H}_c(q, \dot{q}) = -\dot{q}^T R \dot{q} - \dot{q}^T \widehat{M}_c M^{-1} G K_v G^T M^{-1} \widehat{M}_c \dot{q} + \epsilon(q, \dot{q}) \quad (34)$$

Let us define a function $P(q, \dot{q})$ such that the first derivative is determined as follows,

$$\dot{P}(q, \dot{q}) = -\dot{q}^T R \dot{q} - \dot{q}^T \widehat{M}_c M^{-1} G K_v G^T M^{-1} \widehat{M}_c \dot{q} \quad (35)$$

and the relation (32) can be written as follows,

$$\dot{H}_c(q, \dot{q}) = \dot{P}(q, \dot{q}) + \epsilon(q, \dot{q}) \quad (36)$$

It is easily recognized that if potential energy matching condition could be exactly satisfied for $\widehat{M}_c(q)$ and $V_c(q)$, the first derivative of Lyapunov function given in (31) would be $\dot{P}(q, \dot{q}) \leq 0$, therefore the stability of the system is guaranteed. Since the $\dot{P}(q, \dot{q}) \leq 0$, from (36) one can state that if $\epsilon(q, \dot{q}) \leq 0$ along the trajectory, then the closed loop system is stable according to La Salle Theorem, whereas, if $\epsilon(q, \dot{q}) > 0$ for some (q, \dot{q}) , then the closed loop system stability cannot be determined forthrightly. So we will use the theorem given in Butz²⁰, Heinen²¹ namely Lagrange stability, and some results on non-monotonic Lyapunov functions presented in Ahmadi^{22,23}.

Theorem 1. ^{20,21} Suppose $f(x)$ is twice continuously differentiable, $V(x)$ is a real-valued three times continuously differentiable function defined on R^n and $V(x) \rightarrow +\infty$ as $\|x\| \rightarrow +\infty$. Further suppose Ω is a bounded set in R^n and $\tilde{\Omega}$ its complement. Then system $\dot{x} = f(x)$ is Lagrange stable if, for some constants $\alpha_1 \geq 0$ and $\alpha_2 \geq 0$,

$$\alpha_2 \ddot{V}(x) + \alpha_1 \dot{V}(x) + \dot{V}(x) < 0 \quad (37)$$

for all $x \in \tilde{\Omega}$. □

As a consequence of above theorem, it is possible to determine the boundary of $\|\epsilon(q, \dot{q})\|$ which guarantied the Lagrange stability condition given in (37). To achieve this manner it is enough to show that there is $\alpha_1 > 0$ and $\alpha_2 > 0$ exists which holds,

$$\alpha_2 \ddot{P}(q, \dot{q}) + \alpha_1 \dot{P}(q, \dot{q}) + \dot{P}(q, \dot{q}) + \alpha_2 \ddot{\epsilon}(q, \dot{q}) + \alpha_1 \dot{\epsilon}(q, \dot{q}) + \epsilon(q, \dot{q}) < 0 \quad (38)$$

There must be the amount of sub-regions r that makes it possible for $\alpha_1 \geq 0$ and $\alpha_2 \geq 0$, such that satisfies (38), namely Lagrange stability of the system has been guaranteed. Existence such sub-regions will be clarified through examples. Furthermore, it might be useful to give the following version of above theorem.

Theorem 2. ²² Consider the continuous time system $\dot{x} = f(x)$. If there exists scalars $\alpha_1 \geq 0$ and $\alpha_2 \geq 0$, and three times differentiable Lyapunov function $V(x)$, such that

$$\alpha_2 \ddot{V}(x) + \alpha_1 \dot{V}(x) + \dot{V}(x) < 0 \quad (39)$$

for all $x \neq 0$, then for any $x(0)$ $V(x(t)) \rightarrow 0$ as $t \rightarrow \infty$ and the origin of the system $\dot{x} = f(x)$ is globally asymptotic stable. \square

Moreover, Ahmadi²² shows that existence of a monotonically decreasing Lyapunov function along the trajectories of dynamical system is not required for stability, instead converging to zero in limit is sufficient to guarantee stability. As a consequence of these results, the following corollary might be given under the condition of $\|\bar{e}(q)\| < \infty$ and so $\|\hat{e}(q)\| < \infty$.

Corollary 1. Let define,

$$E(q) \triangleq \int \hat{e}^T(q) dq$$

then the below relation is obtained for the term $\dot{q}^T \hat{e}(q)$ in (36), as follows,

$$\begin{aligned} \hat{e}^T(q) &= \left(\frac{\partial E(q)}{\partial q} \right)^T \\ \dot{q}^T \hat{e}(q) &= \frac{dE(q)}{dt} = \dot{q}^T \frac{\partial E(q)}{\partial q} \end{aligned}$$

it is clear that $H_c(q, \dot{q})$ can be written from (36) using (33) as follows,

$$H_c(q, \dot{q}) = P(q, \dot{q}) - \int \dot{q}^T \hat{e}(q) dt$$

after the following algebraic manipulations,

$$\begin{aligned} \int \dot{q}^T \hat{e}(q) dt &= \int \frac{dE(q)}{dt} dt = \int d(E(q)) = E(q) \\ \int_0^t \dot{q}^T \hat{e}(q) dt &= \int_{q_0}^{q_t} \hat{e}^T(q) dq = E(q_t) - E(q_0) \leq 2\|E\| \quad \forall t \end{aligned}$$

$H_c(q, \dot{q})$ can be obtained as follows

$$H_c(q, \dot{q}) = P(q, \dot{q}) - E(q)$$

finally we stated that,

$$H_c(q, \dot{q}) \leq P(q, \dot{q}) - 2\|E\|$$

Since $\lim_{t \rightarrow \infty} P(q, \dot{q}) \rightarrow 0$, it is easily seen that $\lim_{t \rightarrow \infty} H_c(q, \dot{q}) \rightarrow 0$, as long as the term $\|E\| < \infty$. As consequent of the interpretation of Theorem 2, we can say that there exists a choice of the number of r which allows the term $\|E\|$ to be finite, hence the control rule in (22) and (24) is stabilized the system given in (1) or equivalently (4), at the desired equilibrium point with dissipation gain K_v . \square

5 | CART AND PENDULUM

In this section, we apply the preceding design methodology to the problem of stabilizing cart and pendulum shown in Fig. 1. We show that the method introduced in this paper offers a new method to solve matching conditions which provides closed loop stability. The dynamic equation of the cart and pendulum is given in van der Schaft²⁴:

$$\begin{aligned} q &= \begin{bmatrix} q_1 \\ q_2 \end{bmatrix}, \quad M(q) = \begin{bmatrix} 1 & b \cos q_1 \\ b \cos q_1 & c \end{bmatrix}, \quad V = a \cos q_1 \\ a &= \frac{g}{l}, \quad b = \frac{1}{l}, \quad c = \frac{m+M}{l^2 m} \end{aligned} \quad (40)$$

m is the mass of the pendulum, M is mass of cart, l is the length of the pendulum and g is the gravity. The position of the cart is the equilibrium point of the system which stabilized for $q_1^* = 0$ and an arbitrary q_2^* . The solution procedure will be given as follows step by step.

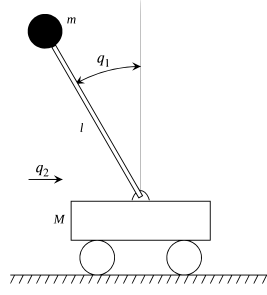


FIGURE 1 Cart and Pendulum System.

Step 1. Let us define $r = 13$ sub-regions in the configuration space of the EL system;

$$\mathbb{S}_i \triangleq \left\{ q | h_i(q) \geq h_l(q), \quad l = 1, 2, \dots, 13, \quad i \neq l, \quad -\frac{\pi}{2} < q < \frac{\pi}{2} \right\} \quad (41)$$

where $h_i(q)$'s are chosen as $h_i(q) = e^{-(\epsilon_{ii} \|q - q_i\|)^2}$. Note that the q_i 's are the value of generalized coordinates which correspond $h_i(q)|_{q=q_i} = 1$

Step 2. Write the potential energy matching condition at the centers of these sub-regions,

Let us define a matrix to solve condition given in (14)

$$S_i = M_i M_{ci}^{-1} \quad (42)$$

Potential energy matching condition of the cart and pendulum system, where parameters is given as follows (40),

$$G^\perp \left[\begin{bmatrix} mgl \sin q_1 \\ 0 \\ 0 \end{bmatrix} - S_i \begin{bmatrix} \partial V_c / \partial q_1 \\ \partial V_c / \partial q_2 \end{bmatrix} \right] = 0 \quad (43)$$

$$mgl \sin q_1 = S_i(1, 1) \frac{\partial V_c}{\partial q_1} + S_i(1, 2) \frac{\partial V_c}{\partial q_2}$$

General solution of this PDE as,

$$V_c(q) = \frac{a}{S_i(1, 1)} \cos(q_1) + \Phi(z(q)) \quad (44)$$

$$z(q) = (q_2 - q_2^*) - \frac{S_i(1, 2)}{S_i(1, 1)} q_1$$

where $\Phi(z(q))$ is an arbitrary differentiable function which satisfies the condition $\nabla_q \Phi(z(0)) = 0$. According to Remark 2 to establish $V_{\text{hess}}(q^*) > 0$, it is taken as $\Phi(z) = (K_p/2) z^2$ where $K_p > 0$

$$V_c(q) = K_p \left(\frac{q_2^2}{2} - q_2 q_{c2} + \frac{q_{c2}^2}{2} + \frac{q_1 (-q_2 + q_{c2}) s_{12}}{s_{11}} + \frac{q_1^2 s_{12}^2}{2s_{11}^2} \right) + \frac{a \cos q_1}{s_{11}} \quad (45)$$

The gradient and Hessian of the $V_c(q)$ is obtained as follows:

$$\nabla_q V_c(q) = \begin{bmatrix} \frac{K_p s_{12} (-q_2 + q_2^* + \frac{q_1 s_{12}}{s_{11}}) - a \sin q_1}{s_{11}} \\ -K_p \left(-q_2 + q_2^* + \frac{q_1 s_{12}}{s_{11}} \right) \end{bmatrix} \quad (46)$$

$$V_{c_{\text{hess}}}^q(q) = \begin{bmatrix} \frac{(K_p s_{12}^2 - a s_{11} \cos q_1)}{s_{11}^2} - \frac{K_p s_i(1, 2)}{S_i(1, 1)} \\ -\frac{K_p S_i(1, 2)}{S_i(1, 1)} & K_p \end{bmatrix} \quad (47)$$

To establish $V_{c_{\text{hess}}}^q(q) > 0$, next conditions are found as:

$$S_i(1, 1) < 0 \quad \text{and} \quad K_p > 0 \quad (48)$$

Step 3. Let us define an generalized inertia matrix of closed loop system in terms of $h_i(q)$ s

First we need to find additional conditions which holds $M_{ci} > 0$. M_{ci} matrices are solved $\forall i$ which are described respect to S_i matrix elements. The matrices M_i s are given as:

$$M_i = \begin{bmatrix} 1 & m_i \\ m_i & c \end{bmatrix}, \quad i = 1, 2, \dots, 11 \quad (49)$$

where $m_i = b \cos q_1^i$ and $q_1^i = \frac{\pi}{2} - i \frac{\pi}{12}$, thus values of $q_1 = \pm \frac{\pi}{2}$ have not been evaluated because they cause singularity, then the general form of M_{ci} s are obtained as follows,

$$M_{ci} = \begin{bmatrix} \frac{-m_i S_i(1,2) + S_i(2,2)}{-S_i(1,2)S_i(2,1) + S_i(1,1)S_i(2,2)} & \frac{-6S_i(1,2) + m_i S_i(2,2)}{-S_i(1,2)S_i(2,1) + S_i(1,1)S_i(2,2)} \\ \frac{m_i S_i(1,1) - S_i(2,1)}{-S_i(1,2)S_i(2,1) + S_i(1,1)S_i(2,2)} & \frac{6S_i(1,1) - m_i S_i(2,1)}{-S_i(1,2)S_i(2,1) + S_i(1,1)S_i(2,2)} \end{bmatrix}, \quad i = 1, 2, \dots, 11 \quad (50)$$

To ensure that $M_{ci} > 0 \forall i$, the following conditions, which are derived by using Mathematica, must be satisfied,

$$\begin{aligned} S_i(1, 2) > 0, \quad -\frac{S_i(1, 1)}{S_i(1, 2)} < \min \{m_i\}, \\ S_i(2, 1) < \frac{m_i S_i^2(1, 1) + 6S_i(1, 1)S_i(1, 2)}{S_i(1, 1) + m_i S_i(1, 2)}, \quad S_i(2, 2) = \frac{m_i S_i(1, 1) + 6S_i(1, 2) - S_i(2, 1)}{m_i} \end{aligned} \quad (51)$$

in which $S_i(1, 1) < 0$. Let us define some constant scalars as $\alpha_1 = -\frac{S_i(1,1)}{S_i(1,2)}$, $\alpha_2 = S_i(1, 2)$. From the second condition of (51), it is easily realized that $0 < \alpha_1 < \min \{m_i\}$ and $\alpha_2 > 0$ and for the third condition of (51) let us define the scalar $\beta > 0$. Finally the conditions which are guaranteed $M_{ci} > 0 \forall i$ can be given as follows,

$$\begin{aligned} S_i(1, 1) &= -\alpha_1 \alpha_2, \quad S_i(1, 2) = \alpha_2, \\ S_i(2, 1) &= \frac{\alpha_1 \alpha_2 (6 - \alpha_1 m_i)}{\alpha_1 - m_i} - \beta, \quad S_i(2, 2) = \frac{(6\alpha_2 + \beta) m_i - \alpha_1 (\beta + \alpha_2 m_i^2)}{m_i (-\alpha_1 + m_i)} \end{aligned} \quad (52)$$

The matrices M_{ci} s can be rewritten in the terms of $\alpha_1, \alpha_2, \beta$ as follows,

$$M_{ci} = \begin{bmatrix} \frac{-\alpha_1 \beta + m_i (\beta - \alpha_2 (-6 + m_i^2))}{\alpha_2 \beta (\alpha_1 - m_i)^2} & \frac{m_i (\beta m_i - \alpha_1 (\beta + \alpha_2 (-6 + m_i^2)))}{\alpha_2 \beta (\alpha_1 - m_i)^2} \\ \frac{m_i (\beta m_i - \alpha_1 (\beta + \alpha_2 (-6 + m_i^2)))}{\alpha_2 \beta (\alpha_1 - m_i)^2} & \frac{m_i (\alpha_1 \beta m_i - \beta m_i^2 + \alpha_1^2 \alpha_2 (-6 + m_i^2))}{\alpha_2 \beta (\alpha_1 - m_i)^2} \end{bmatrix}, \quad i = 1, 2, \dots, 11 \quad (53)$$

in which $\beta > 0, \alpha_2 > 0, 0 < \alpha_1 < \min \{m_i\} \forall i$. Since the existence of α_1 is guaranteed as long as $\min \{m_i\} > 0$, which is always positive, so it is better to define a new parameter $0 < \gamma < 1$ such that $\gamma = 1 - \frac{\alpha_1}{\min \{m_i\}}$.

Step 4. Construct an approximate generalized inertia matrix of closed loop system:

$$\widehat{M}_c(q) = \sum_i \left(e^{-(\epsilon_i(q_i - q))^2} \widetilde{M}_{ci} + M_{cbi} \right) \quad (54)$$

Using Matlab neural network toolbox, the parameters ϵ_i s, \widetilde{M}_{ci} s and M_{cbi} s have been found explained in Remark 3 which is satisfied (16). The approximation error of potential energy matching condition $\bar{\epsilon}(q)$, is given in (33), is plotted in Figure 2 in the case of 13 amount of sub-regions in the range of $\{-1.309 < q_1 < 1.309\}$

Step 5. Find some $J(q, \dot{q}) = -J^T(q, \dot{q})$ and $R(q, \dot{q}) = R^T(q, \dot{q}) \geq 0$ matrices such that hold the kinetic energy matching condition given in (17). $J(q, \dot{q})$ can be chosen as in (20) and $R(q, \dot{q})$ can be chosen as follows for Cart and Pendulum system:

$$R(q, \dot{q}) = \begin{bmatrix} \frac{\varphi \Sigma(1,2)^2}{\Sigma(1,1)^2} & -\frac{\varphi \Sigma(1,2)}{\Sigma(1,1)} + \frac{\Sigma(1,1)\Pi(1,1)}{\Sigma(1,2)} + \Pi(1, 2) \\ -\frac{\varphi \Sigma(1,2)}{\Sigma(1,1)} + \frac{\Sigma(1,1)\Pi(1,1)}{\Sigma(1,2)} + \Pi(1, 2) & \varphi - \frac{\Sigma(1,1)^2 \Pi(1,1)}{\Sigma(1,2)^2} + \Pi(2, 2) \end{bmatrix} \quad (55)$$

in which $\Sigma(q, \dot{q})$ and $\Pi(q, \dot{q})$ defined as follows:

$$\begin{aligned} \Sigma &= G^\perp M M_c^{-1} \\ \Pi &= \frac{1}{2} \left(M_c M^{-1} C - C_c + (M_c M^{-1} C - C_c)^T \right) \end{aligned} \quad (56)$$

where $R(q, \dot{q}) \geq 0$ for a constant $\varphi \geq 0$.

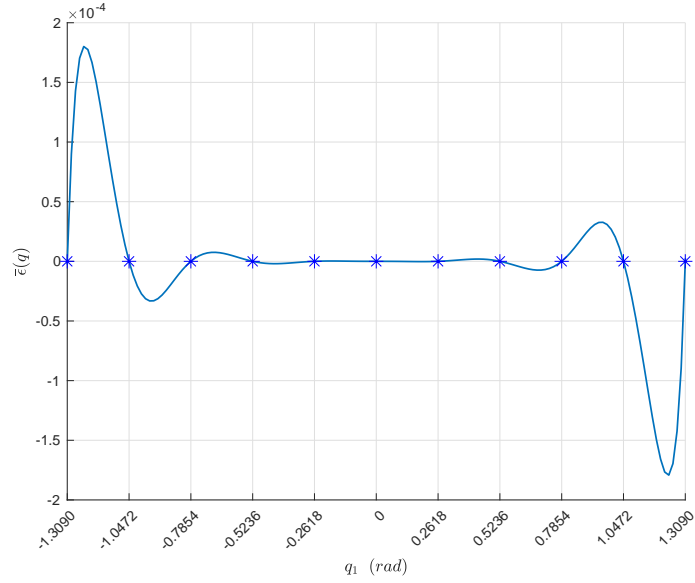


FIGURE 2 Potential energy matching condition error, $\bar{\epsilon}(q)$ respect to q_1 .

Step 6. Construct energy shaping control rule. The control input, obtained from matching conditions is defined in (22). The controller design parameters are chosen as, $K_p = \frac{1}{100}$, $\gamma = 0.5$, $\alpha_2 = 20$, $\beta = 30$, $\varphi = 0.002$.

$$u_c = (G^T G)^{-1} G^T \left\{ \left[C(q, \dot{q}) - M \widehat{M}_c^{-1} (C_c(q, \dot{q}) + (J + R)) \right] \dot{q} + \left[\frac{\partial V}{\partial q} - M \widehat{M}_c^{-1} \frac{\partial V_c}{\partial q} \right] \right\} \quad (57)$$

Step 7. Closed loop system potential energy function is plotted in Figure 3 for control parameters given below. To provide

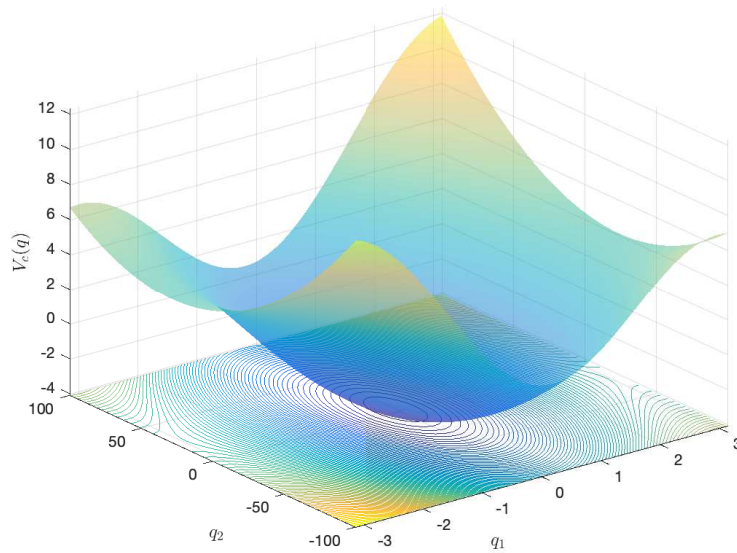


FIGURE 3 Closed loop potatial energy function, $V_c(q)$.

system asymptotic stability, dissipation added as follows:

$$u_d = -k_v G^T M^{-1} \widehat{M}_c \dot{q}, \quad k_v = 700 \quad (58)$$

The results are presented in Figure 4 which illustrate time domain responses and q_1 and q_2 path via $V_c(q)$ is illustrated in Figures 5,6. Finally $\dot{H}(q, \dot{q})$ given in (30) and $H(q, \dot{q})$ are illustrated in Figure 7:

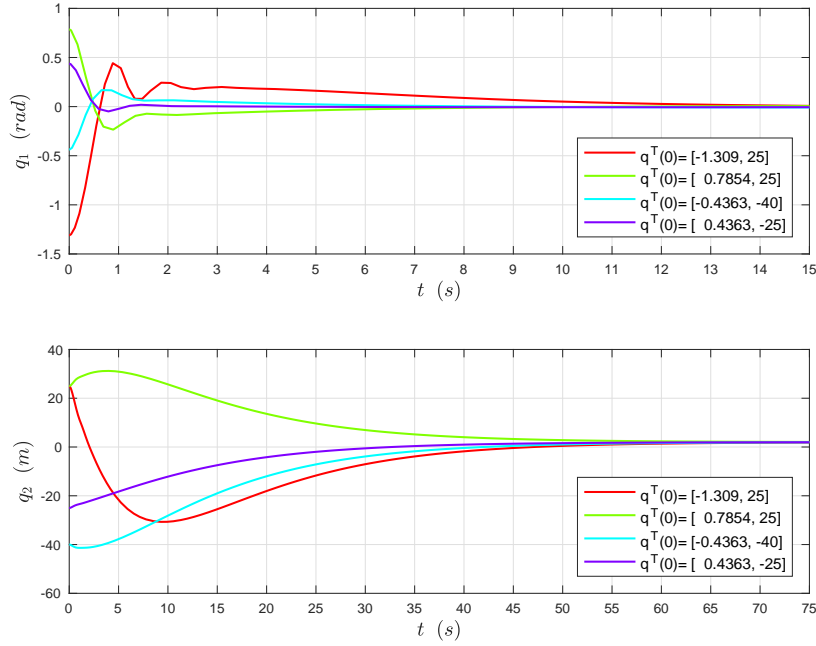


FIGURE 4 System states for different initial conditions.

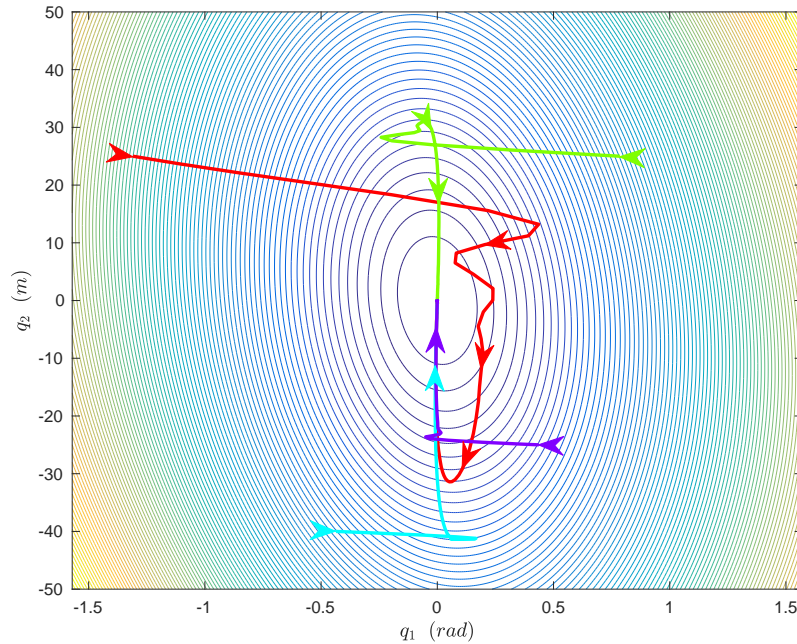


FIGURE 5 Trajectory for different initial conditions.

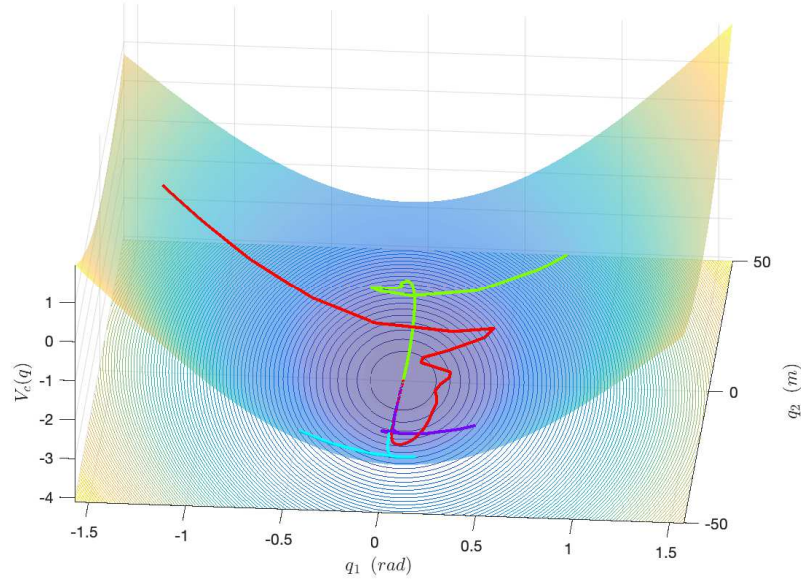


FIGURE 6 Trajectory for different initial conditions.

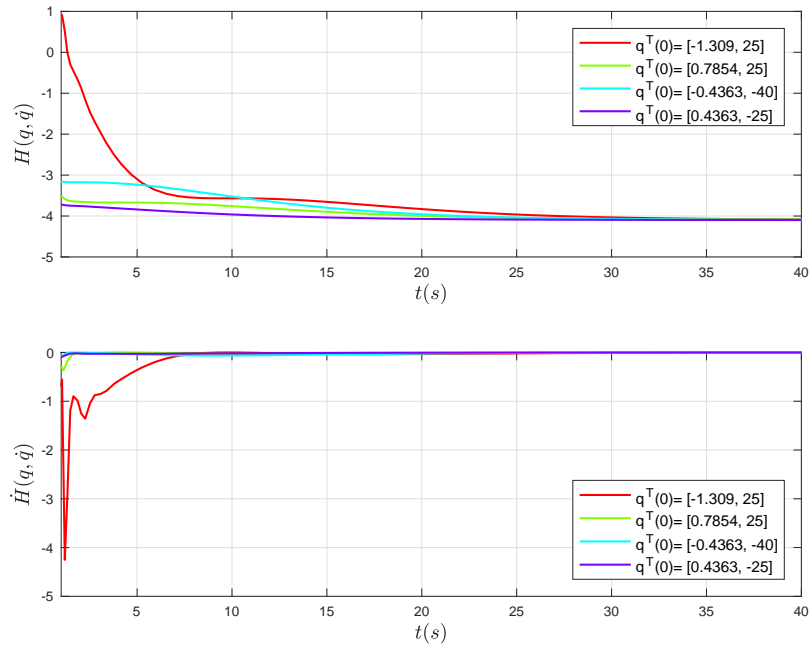


FIGURE 7 $H(q, \dot{q})$ and $\dot{H}(q, \dot{q})$ for different initial conditions

6 | CONCLUSIONS

In this paper, the stability problem of underactuated EL system is considered. The standard method for stabilizing of EL systems is controlled Lagrangian method. In this method, the constructing of the control law requires to solve a set of nonlinear nonhomogeneous partial differential equation. In this study, we proposed a method to obtain an approximate solution of these PDEs based on an approximate model of the system. Furthermore, the stability analyzes of the closed loop system which is controlled by the control rule using found the proposed method here is done using non-monotonic Lyapunov functions

References

1. Ailon A, Ortega R. An observer-based set-point controller for robot manipulators with flexible joints. *Systems and Control Letters* 1993; 21(4): 329–335.
2. Bloch A, Leonard N, Marsden J. Controlled Lagrangians and the stabilization of mechanical systems. I. The first matching theorem. *IEEE Transactions on Automatic Control* 2000; 45(12): 2253–2270.
3. Ortega R, Lor̃a A, Nicklasson P, Sira-Ramirez H. *Passivity-based Control of Euler-Lagrange Systems*. London: Springer-Verlag London . 1998. ISBN 978-1-84996-852-2.
4. Gomez-Estern F, Ortega R, Rubio F, Aracil J. Stabilization of a class of underactuated mechanical systems via total energy. In: IEEE Conference on Decision and Control. IEEE. ; December 4–7, 2001; Orlando, FL, USA. <https://doi.org/10.1109/CDC.2001.981038>.
5. Acosta J, Ortega R, Astolfi A, Mahindrakar A. Interconnection and damping assignment passivity-based control of mechanical systems with underactuation degree one. *IEEE Transactions on Automatic Control* 2005; 50(12): 1936–1955.
6. Viola G, Ortega R, Banavar R, Acosta J, Astolfi A. Total Energy Shaping Control of Mechanical Systems: Simplifying the Matching Equations Via Coordinate Changes. *IEEE Transactions on Automatic Control* 2007; 52(6): 1093–1099.
7. Hamberg J. General Matching Conditions in the Theory of Controlled Lagrangians. In: 38th IEEE Conference on Decision and Control. IEEE. ; December 7–10, 1999; Phoenix, AZ, USA. <https://doi.org/10.1109/CDC.1999.831306>.
8. Bloch A, Chang D, Leonard N, Marsden J. Controlled Lagrangians and the Stabilization of Mechanical Systems II: Potential Shaping. *IEEE Transactions on Automatic Control* 2001; 46(10): 1556–1571.
9. Ortega R, Spong M, Gomez-Estern F, Blankenstein G. Stabilization of a class of underactuated mechanical systems via interconnection and damping assignment. *IEEE Transactions on Automatic Control* 2002; 47(8): 1218–1233.
10. Chang D. The Extended λ -method for Controlled Lagrangian Systems. In: IFAC. 16th IFAC International Federation of Automatic Control. IFAC. ; July 3–8, 2005; Prague, Czech Republic. <https://doi.org/10.3182/20020721-6-ES-1901.01559>.
11. Auckly D, Kapitansky L. On the λ -Equations for Matching Control Laws. *SIAM Journal on Control and Optimization* 2006; 41(5): 1372–1388.
12. G̃uren-S̃ijmer L, Yal̃ğ̃n Y. A Direct Discrete-time IDA-PBC Design Method for a Class of Underactuated Hamiltonian Systems. In: IFAC. 18th IFAC International Federation of Automatic Control. IFAC. ; 2011; Milano, Italy. <https://doi.org/10.3182/20110828-6-IT-1002.01187>.
13. Sarras I, Acosta J, Ortega R, Mahindrakar A. Constructive immersion and invariance stabilization for a class of underactuated mechanical systems. *Automatica* 2013; 49(5): 1442–1448.
14. Donaire A, Mehra R, Ortega R, et al. Shaping the Energy of Mechanical Systems Without Solving Partial Differential Equations. *IEEE Transactions on Automatic Control* 2016; 61(4): 1051–1056.
15. G̃uren-S̃ijmer L, Ådeng̃r N. Stabilizing a Class of Under-actuated Hamiltonian Systems Using an Approximate Model. In: European Control Conference. ECC. ; 2015.

16. Chang D, Bloch A, Leonard N, Marsden J, Woolsey C. The Equivalence of Controlled Lagrangian and Controlled Hamiltonian Systems. *ESAIM: Control, Optimisation and Calculus of Variations* 2002; 8: 393–422.
17. Blankenstein G, Ortega R, van der Schaft A. Matching of Euler-Lagrange and Hamiltonian Systems. In: IFAC. 15th IFAC International Federation of Automatic Control. IFAC. ; July 21–26, 2002; Barcelona, Spain. <https://doi.org/10.3182/20020721-6-ES-1901.01559>.
18. Blankenstein G, Ortega R, van der Schaft A. The matching conditions of controlled Lagrangians and IDA-passivity based control. *International Journal of Control* 2010; 75(9): 645–665.
19. Ortega R, Garcia-Canseco E. Interconnection and Damping Assignment Passivity-Based Control: A Survey. *European Journal of Control* 2004; 10(5): 432–450.
20. Butz A. Higher order derivatives of Liapunov functions. *IEEE Transactions on Automatic Control* 1969; 14(1): 111–112.
21. Heinen J, Vidyasagar M. Lagrange stability and higher order derivatives of Liapunov functions. In: Proceedings of the IEEE. IEEE. ; July, 1970. <https://doi.org/10.1109/PROC.1970.7890>.
22. Ahmadi A. Non-monotonic Lyapunov Functions for Stability of Nonlinear and Switched Systems: Theory and Computation. Master's thesis. Massachusetts Institute of Technology. 2008.
23. Ahmadi A, Parrilo P. Towards scalable algorithms with formal guarantees for Lyapunov analysis of control systems via algebraic optimization. In: IEEE Conference on Decision and Control. IEEE. ; December 5–17, 2014; Los Angeles, CA, USA. <https://doi.org/10.1109/CDC.2014.7039734>.
24. van der Schaft A. *L2 - Gain and Passivity Techniques in Nonlinear Control*. London: Springer-Verlag London . 1996. ISBN 978-3-319-49992-5.

