

# Psychological and Neural Evidence for Reinforcement Learning: A Survey

Ajay Subramanian

f20170371@goa.bits-pilani.ac.in

Dept. of Electrical and Electronics Engineering  
BITS Pilani K K Birla Goa Campus

Sharad Chitlangia

f20170472@goa.bits-pilani.ac.in

Dept. of Electrical and Electronics Engineering  
BITS Pilani K K Birla Goa Campus

Veeky Baths

veeky@goa.bits-pilani.ac.in

Dept. of Biological Sciences  
BITS Pilani K K Birla Goa Campus

March 6, 2022

## Abstract

Reinforcement learning methods have been recently been very successful in complex sequential tasks like playing Atari games, Go and Poker. Through minimal input from humans, these algorithms can learn to perform complex tasks from scratch, just through rewards obtained through interaction with their environment. While there certainly has been considerable independent innovation in the area to produce such results, many core ideas in RL are inspired by animal learning, psychology and neuroscience phenomena. Moreover, these algorithms are now helping advance neuroscience and cognitive science research by serving as a computational model for many characteristic features of brain functioning. In this paper, we review a number of key findings in neuroscience and human behavior that provide evidence for the involvement of reinforcement learning in human learning. Finally, we discuss how these findings have provided inspiration for new RL algorithms.

## 1 Introduction

Until recently, machine learning algorithms had been classified broadly into only two sub-branches: Supervised learning and Unsupervised learning. Supervised learning deals with identifying a mapping between data and corresponding labels, which is general enough to make predictions on unseen data. Such techniques have been applied to various problems such as image classification [68, 73], object detection [42, 52, 115, 116], and machine translation [83] where such data is possible to obtain. Unsupervised learning algorithms, on the other hand, operate by finding patterns in existing data without the requirement of labels or ground truth values. These learned patterns can then be used to split the data into different categories or as useful features for the data. Density estimation [63], clustering [164], and representation learning [44, 66] are some problems to which such techniques have been applied. Since the emergence of deep learning, both supervised and unsupervised methods have achieved state of the art results on several complex tasks and benchmarks [122, 158].

More recently, we have seen the emergence of Reinforcement Learning as an area disjoint from the aforementioned and standing out as capable of exceeding human-level performance on a variety of complex sequential tasks such as Atari [91], Go [138], Poker

[53] and Dota-2 [102]. Though a large portion of these successes can be attributed to recent developments in Deep Reinforcement Learning, many core ideas employed in these approaches derive inspiration from findings in animal learning, psychology and neuroscience. In 2012, Lee et al. [74] reviewed several works reporting evidence of core reinforcement learning ideas being implemented within neural networks in the brain. Many concepts such as value functions, model-based RL and reward prediction errors (RPEs) have been validated by findings in neuroscience research, thus making reinforcement learning a suitable candidate to potentially explain phenomena in human learning and decision making.

Since 2012 however, much research has been done in RL, accelerated by the arrival of deep learning. This has resulted into newer work utilizing and based on Representations. Relatively newer areas of research like Distributional RL [7], Meta RL [32, 159], and Model-based RL [151] have surfaced, which has necessitated research into evidence for such phenomena in neuroscience and psychology. In this review, we have intentionally incorporated these works too, in order to provide a more well rounded and up-to-date survey of the neural and psychological correlates for modern reinforcement learning approaches.

In providing a comprehensive review of the above-mentioned topics, we employ the following structure. First, we provide a brief overview of classical reinforcement learning, its core, and the most popular ideas, in order to enable the uninformed reader to appreciate the findings and results discussed later on. Then, we discuss some of the common concepts that act as the building blocks for modern RL and deep RL: value functions, reward prediction error, eligibility traces and experience replay. While doing so, we discuss phenomena from neuroscience and psychology that are analogous to these concepts and evidence that they are implemented in the brain. From these building blocks of RL, we move to discuss modern RL algorithms and their neuro-psychological correlates: temporal difference learning, model-free and model-based RL, distributional RL, meta RL, causal RL and Hierarchical RL. Finally, we discuss how knowledge of neuroscience and psychology can propel reinforcement learning research forward in the future.

Before we move forward, we clarify that there are two types of audience that an article such as this could be written for. The first consists of researchers in neuroscience and behavioral psychology and the second, AI researchers. This work is directed towards the latter audience who might be aware of popular RL algorithms but unaware of the brain phenomena that they are inspired from. Moreover, much recent work in RL has taken inspiration from neuroscience and psychology literature to develop new algorithms. We intend for this work to support such directions of research and accelerate it by exploring the connections between RL and the brain.

## 2 Reinforcement Learning: Background

The classical reinforcement learning framework describes an agent (human, robot etc.) interacting with its environment and learning to behave in a way that maximizes reward [149]. Figure 1 illustrates this interaction. The agent is given a **state**  $S_t$  by the environment at a time  $t$ . The agent, using an internal **policy**  $\pi(S_t)$  or strategy selects an **action**  $A_t$ . The action when applied to the environment moves the agent to a new state  $S_{t+1}$  and gives it a scalar **reward**  $R_{t+1}$ . This sequence is referred makes up a single transition. An agent's interaction with its environment comprises several such transitions. While considering these transitions, we make an explicit assumption that the future is independent of the past given the present. In other words, the next state in our process is dependent only on the current state, action and environment properties, not on any states or actions previously taken. This is known as a Markov assumption and the process is therefore a Markov Decision Process (MDP).

In a reinforcement learning problem, the objective of the agent is to maximize the reward obtained over several transitions. In other words, the aim of the agent is to find a policy which when used to select actions to apply on the environment, returns an optimal reward over a long duration. The most popular version of the maximization objective is to maximize discounted reward.

$$\pi_{\text{optimal}}(S_t) = \underset{\pi}{\operatorname{argmax}} E \left[ \sum_t \gamma^t R(S_t, \pi(S_t)) \right] \quad (1)$$

It should be noted that maximizing the reward for each transition independently might not yield an optimal long-term reward. This aspect introduces several complexities in arriving at an optimal solution for the RL problem.

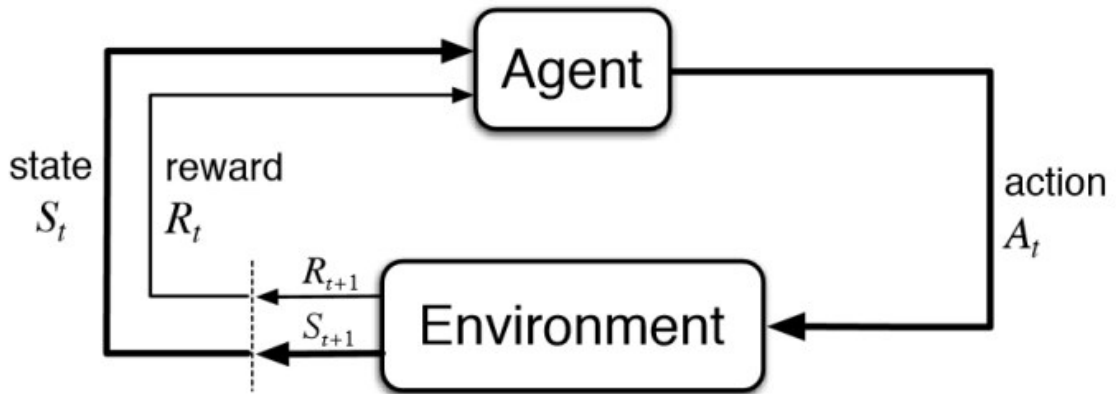


Figure 1: The classical RL framework [149]. The Agent selects actions  $A_t$  to update its state  $S_t$  so as to receive maximum reward  $R_{t+1}$  from the environment over the long term.

Many reinforcement learning algorithms use a value function as a way to assign utility

to states and actions. The value function of a state  $S_t$  is the expected reward that the agent is expected to receive if it starts at that state and executes a particular policy forever after.

$$V(S_t) = E \left[ \sum_{t=t}^{\infty} \gamma^t R(S_t, \pi(S_t)) \right] \quad (2)$$

A value function could also be assigned to an action in which case it represents the expected reward if we execute a specific policy after that action is played at the current state.

$$V_{\pi}(S_t, A_t) = E \left[ R_{t+1} + \sum_{t=t+1}^{\infty} \gamma^t R(S_t, \pi(S_t)) \right] \quad (3)$$

Value-function based RL algorithms optimize the value function estimates over the state space rather than directly optimizing policy. An optimal policy would then entail picking actions that lead the agent through the desirable states prescribed by the learned value function. This procedure is called value iteration [108] and finds application in various modern reinforcement learning algorithms. To update value function estimates, dynamic programming methods are often used. Dynamic programming methods update value functions by bootstrapping value functions from other states [8, 21]. Examples of DP methods are Q-learning [161] and SARSA [149]. The optimization process involves update their value function by ascending the gradient in the direction of the difference between a target value and a currently obtained reward. The target value is computed using DP bootstrapping. The difference between target and current reward is termed Reward Prediction Error (RPE). Dynamic programming methods that use value functions of states adjacent to the current state, to compute the target, are called temporal difference methods [150].

Now that we have given a brief background on some core RL concepts, we will move to exploring the neuropsychological correlates to some fundamental building blocks of classical and modern reinforcement learning algorithms.

### 3 Building Blocks of Reinforcement Learning and their Neural Correlates

As briefly outlined in the previous section, the RL solution to an MDP can make use of several components or building-blocks. The most popular of these are value function, eligibility traces and reward prediction errors. More recently with the advent of deep RL, new components such as experience replay and episodic memory have emerged that are commonly incorporated within RL algorithms. In this section, we explore the neural inspiration and evidence for these ideas. Most of these ideas have already been reviewed

in much detail by [74] and so our description of them will be brief relative to future sections of the paper.

### 3.1 Value functions

As discussed in the previous section, a value function in RL is a measure of long term reward expectation. Neural signals containing information about reward expectancy have been shown to exist in many areas of the brain [54, 132, 157]. Like the value function types popular among RL algorithms, evidence has been found for the brain too using state values and action values. Action value functions are useful during motor responses when an action needs to be selected while state value functions might play an evaluative role. For instance, during decision making, state value functions transform from a mean over all actions into value functions for the chosen action [22, 104].

Despite these similarities between neural value signals and value functions employed in reinforcement learning, they are different in some important ways. In RL, value functions for different decisions are all treated the same. But in the brain, activity for action value functions are observed in various areas for a single decision [22, 64, 109, 134, 143]. Neural signals for chosen values are also distributed in multiple brain areas [22, 61, 72, 104, 148]. Also, some brain regions encode the difference of values between two alternative actions to determine likelihood of taking an action over another [22, 64, 109, 134, 136].

### 3.2 Reward prediction error

In order to make good decisions about states that are desirable to visit, we need a good estimate of the value of a state. Most reinforcement learning algorithms optimize the value function by minimizing a reward prediction error (RPE). If  $V_\pi(S_t)$  is the value function (expected reward) at a state  $t$  and  $G_t = R_{t+1} + R_{t+2} + R_{t+3} + \dots$  is the real long term sum of rewards, then a common formulation of the RPE for time  $t$  is the difference between the two.

$$RPE_t = G_t - V_\pi(S_t) \quad (4)$$

A policy that minimizes the reward prediction error for all states would return the best value estimates for all states in the state space. Thus, the RPE helps to improve value estimates. Such RPE signals have been identified in midbrain dopaminergic neurons [131] and many other areas [55, 61, 86, 87, 103, 135, 148].

Action value functions in the brain are believed to be updated and stored at the synapses between cortical axons and striatal spiny dendrites [54, 56, 80, 117]. RPEs are input to these synapses through terminals of dopaminergic neurons [49, 50, 77, 131] and they are updated using spike-time dependent plasticity. Ongoing work is exploring and testing the

involvement of eligibility traces for credit assignment in these value updates. A popular suggestion in this direction is neuromodulated STDP which combines classical STDP with eligibility traces to add external reinforcement from reward signals [38, 137].

### 3.3 Credit assignment and Eligibility traces

In many cases and quite commonly in human behavior, rewards for a task are temporally delayed. In other words, good decisions have to be taken at several states before a reward feedback is obtained. An example of this is cooking, where a complete recipe has to be executed before actually tasting the dish and determining whether it is good or bad (reward). Now, say the reward was negative, we need to be able to effectively determine the step of the recipe where we went wrong so that it can be corrected on the next trial. This problem is known as the credit assignment problem. In other words, it is the challenge of finding the "responsibility" of each encountered state for a reward. Behavioral experiments on reversal learning tasks have shown that credit assignment problems surface in animals with lesions in the orbitofrontal cortex [33, 58, 96, 128].

In RL literature, there are two prominent techniques that have been developed to solve the credit assignment problem. The first is to introduce intermediate states [94] to strengthen the connection between a state and its corresponding reward. However, this technique doesn't correspond to any observation in neuroscience literature and is not consistent with profiles of dopamine neuron activity [105]. The second method is to use eligibility traces which are short term memory signals that assign state responsibility for a reward [149]. Eligibility traces are higher for states that are on average closer to the reward. Unlike intermediate states, eligibility traces have been observed in several animals and brain regions [4, 26, 61, 65, 134, 136, 147, 148]. The orbitofrontal cortex of the brain is believed to play an important role in credit assignment. The role of the orbitofrontal in credit assignment is evidenced by the observation that neurons in the orbitofrontal cortex increase activity when a positive reward is obtained from specific action. [1, 4, 61, 120, 136, 148]

### 3.4 Experience Replay and Episodic RL

Rodent research has led to the discovery that place cells and grid cells in the hippocampus encode a spatial map of the environment [95]. Along with mapping trajectories, these cells spontaneously recap previously experienced trajectories [30, 36, 81, 142] and also explore new spatial trajectories which haven't been experienced before [48, 100], a phenomenon which is known as replay. Replay's involvement in playing out trajectories that never happened suggest that it might be important in the brain's learning of world models [35, 110] which is used to generalize learned knowledge. Biological replay mechanisms have been recorded in both the entorhinal cortices [101] and visual cortices [59]. However, the information stored varies between these areas. Entorhinal cortical replay encodes spatial relationship between objects while visual cortical replay encodes sensory properties of events

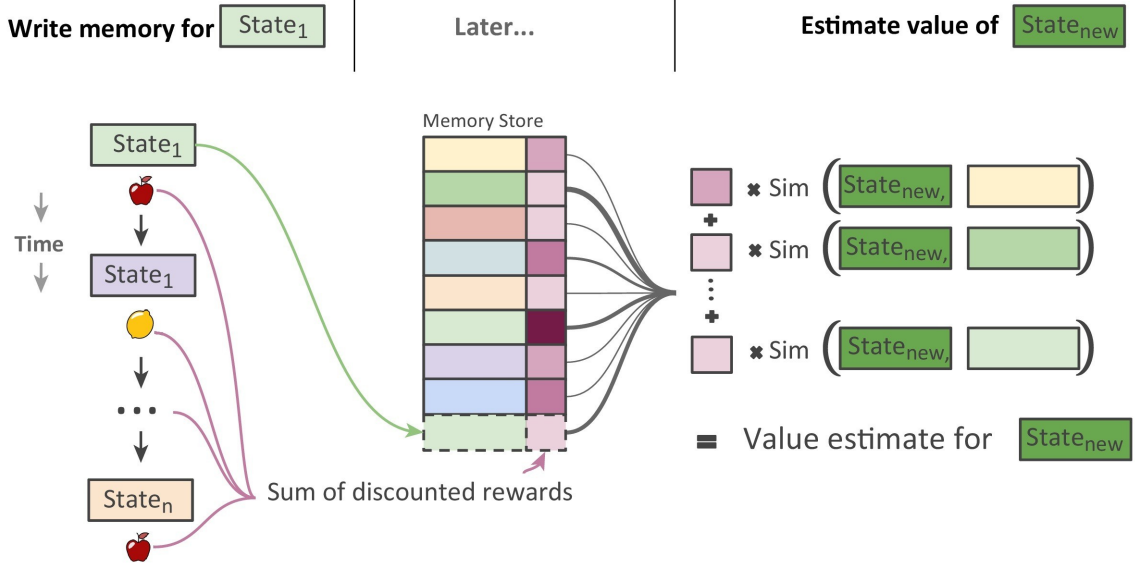


Figure 2: Episodic reinforcement learning [15]. Memories of previously experienced states and corresponding rewards are stored, and value of new, unseen states is computed based on degree of similarity to new states. This resembles instance-based models of memory.

and objects. Replay mechanisms have been incorporated in modern deep reinforcement learning methods in the form of experience replay [91, 125].

As discussed previously, deep RL methods that excel in performance in various tasks struggle with achieving sample efficiency similar to that of humans [69, 154]. Experience replay helps learn tasks with fewer environment interactions by storing and reusing previously experienced transitions to update the policy. However, experience replay mechanisms employed in deep RL are still unable to mimic their biological counterparts. For instance, Liu et al. [79] show that while experience replay in RL records experience in the same sequence as they occurred, hippocampal replay does not tend to follow this ‘movie’ sequence and rather employs an ‘imagination’ sequence in which experienced events are replayed in the order in which they are expected to occur according to learned internal models. Thus, integration of experience replay with model-based RL is an interesting avenue for future deep RL research.

Experience replay in deep RL involves using only previously played trajectories of the same task that the agent is learning and hence do not assist in learning new tasks. Another approach called episodic RL [40, 76, 113] uses such experience as an inductive bias to learn future tasks. One approach to do so, is to use a similarity network that reuses values for states that have already been learned, thus reducing the time to learn values [78]. This is similar to instance-based models of memory in where specific stored information from past experience is used for decision making in new situations. [10, 11, 41, 76].

## 4 Psychological and Neural Evidence for RL Algorithms

### 4.1 Temporal Difference Learning

Temporal Difference Learning is one of the central ideas in reinforcement learning. The most common formulation of the reward prediction error discussed in the previous section, is the temporal difference error or TD Error. The TD Error  $\delta_t$  is defined as:

$$\delta_t = R_{t+1} + \gamma V(s_{t+1}) - V(S_t) \quad (5)$$

The earliest known use of TD Methods dates back to 1959 when [123] demonstrated its usage for a checkers-playing program. Temporal Difference Learning was first formulated in a theoretical and a more general sense, by Sutton [150] to show its optimality of existence in the real world over supervised learning methods. Following [150]’s theoretical formulation, [93] formulated the TD error as a neuronal weight change in a simple Hebbian Learning framework. [133] showed that the TD model allows a formulation of expectations through value functions to influence synaptic changes that occur in the present in a similar Hebbian Learning framework. Perhaps the most commonly related neuroscience phenomenon to the TD RPE is the reward prediction error hypothesis of dopamine neuron activity [130]

From the extensive experiments conducted by [130], the first breakthrough in relating TD methods to actual biological phenomena was shown by Montague and colleagues [94] when they related fluctuation levels in dopamine delivery from the VTA to cortical and subcortical target neuronal structures, to TD errors.

The TD error formulation is a very specific case of the more general TD( $\lambda$ ) later proposed by Sutton [149] which accounts for eligibility traces. Two new terms are introduced to account for it, the weight vector  $w_t$  and the eligibility trace  $z_t$ , modeled as:

$$\delta_t = R_{t+1} + \gamma V(S_t, w_t) - V(S_t, w_t) \quad (6)$$

$$w_t = w_{t-1} + \alpha \delta_{t-1} z_{t-1} \quad (7)$$

$$z_t = \gamma \lambda z_{t-1} + \gamma V(S_{t-1}, w_{t-1}) \quad (8)$$

When  $\lambda = 1$ , this perfectly mimics the behavior of Monte Carlo Algorithms and the credit given to previous steps decreases by a factor of . Whereas, when  $\lambda = 0$ , only the previous state is given credit. [149] showed that this TD( $\lambda$ ) formulation is the same formulation as TD model of Classical Conditioning as used by [94] to verify the results of TD Learning. Thus, the TD( $\lambda$ ) formulation combined RPEs and eligibility traces into a single framework. However, as we shall see in a future section, recent experiments have shown that a distributional coding framework better explains value signals in the brain, than the

traditional TD RPE view. [28]

## 4.2 Model Based Reinforcement Learning

Human actions are driven by values and at any stage there are roughly two choices of actions. One, driven by behavior that does not maintain a model of the world. And Second, behavior that's driven by perception, reasoning and planning over a mental model of the world which are the three important parts of Model Based learning. Essentially, we reason which action to take by planning over our potential action choices that we perceive. The whole process requires a "mental simulation" of the world. In the neuroscience and cognition literature, model-free learning can be compared to stimulus driven learning and model-based learning action selection as actions that are driven by goals for e.g. what action should one take to reach a particular final state? Reasoning over such a question would be impossible without maintaining a transition model of the world which helps in evaluating the different possibilities based on action choices.

Humans build mental models of what they experience. There has been plenty of research on how humans reason about the world they live in. Reasoning was initially thought to be of the form of mental logic requiring typical logical rules and operations such as induction, deduction, etc. It has now been shown that such a theory of reasoning has a lot of difficulties including the creation of initial assertions about real world objects. Essentially, while creating algorithms we assume objects and knowledge but to grasp them in the first place only through logic is not very plausible. The failure of mental logic as a foundation of reasoning gave rise to other theories including ones that focused on evaluating every possibility of an initial state by choosing actions. [60] hypothesized and showed that reasoning is essentially just evaluating the potential outcomes of actions by simulation of the world rather than relying on deduction, induction and abduction. Such an approach is considerably less *strict* in the sense of how one can define objects and relations between them and thus resulting in albeit a loosely knit but rich representation.

Modern Model Based Reinforcement Learning Methods such as Monte Carlo Tree Search Based Methods are very similar to how humans are thought to use heuristic methods to reason over mental models. MCTS works by searching over a tree of potential future action choices to be able to plan the best possible action sequence. Essentially, a value function over states is employed and the trajectory producing the highest value is chosen.

Much more recent methods such as those utilizing imagination modules are also powerful tools which help in learning. These methods essentially create a model of the environment to aid in creating artificial trajectories from only the transition function. Consider that we learn a model that learns the distribution over  $P(s_{t+1}|s_t, a_t)$ . The more perfectly this distribution matches the real distribution, the better our imaginative data is. [18] showed that the human hippocampal region plays an essential role in improving reasoning by

imagination and envisaging future events. They reported that amnesic patients with damage to this region are impaired of this ability and often keep circling in ideas.

Another prominent feature of humans is that we introspect our decisions. Introspection requires counterfactual examples and this is further reviewed in section 4.5 on Causal Reinforcement Learning.

In the context of how humans operate, model-free learning can be thought of as learning the values of habitual actions. Action responses learnt from this type of learning can be thought of instantaneous when compared to the more planning and reasoning model-based learning approaches. Human neural systems are known to use information from both model-free and model-based sources [29, 43, 106]. There is extant evidence that model-based algorithms are implemented in biological systems. For instance, Glascher et al. [43] observed increased activity in the lateral prefrontal cortex when previously unknown state transitions were observed. This evidence showed that the brain integrates unknown transitions into its transition model. Additionally, the hippocampus might play a role in integrating information about the current task and behavioral context. This integration might rely on synchronous activity in the theta band of frequencies [9, 57, 141, 163].

In reinforcement learning literature, Dyna methods [151] combine model-free learning and model-based learning into a common architecture. This might also happen in the brain. Value functions estimated by model-free and model-based sources might be represented separately in different areas of the brain but maybe integrated while estimating values for actions [29]. For instance, combined information about social information and reward history can be traced to different regions of the anterior cingulate cortex [16]. In contrast, reward prediction probability signals of both types of information were found in the ventromedial prefrontal cortex [155]. This is supported by the finding that RPE signals in the midbrain dopamine neurons are known to integrate both model-based and model-free learning [72].

### 4.3 Distributional RL

In classical temporal difference learning, as discussed earlier, the value of a state is represented as an expectation of future rewards starting from that state, and this value is updated using values of future states as shown in Equation 5. Since it uses an expectation to anticipate a future reward, this formulation might not capture multimodal reward distributions. Much recent work has been done on a distributional framework for RL that maintains an expected reward **distribution** rather than a single average value over future rewards [7] which enables identification of bimodal and multimodal properties in the reward distribution. This is done by maintaining updating a random variable  $Z(s, a)$  whose expectation is the value  $Q(s, a)$ .

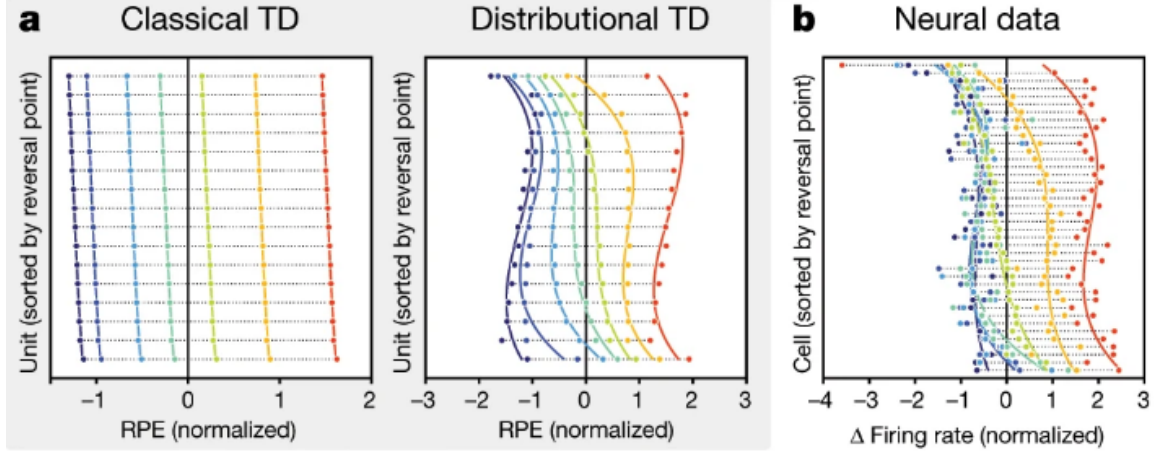


Figure 3: Comparison of distributional TD and classical TD RPEs. a. horizontal bars denote individual neurons. x-axis measures RPE value. For classical TD, neurons differ very little in their expected rewards while in distributional, there is a lot of variance; some neurons are optimistic while others are pessimistic. b. RPE signals obtained from dopamine neurons of the mouse brain show high variance for which distributional TD was a better fit than classical TD. [28]

$$Z(s_t, a_t) = R_{t+1} + \gamma Z(s_{t+1}, a_{t+1}) \quad (9)$$

Past work has provided evidence for distributional coding in the brain for other domains [112]. Moreover, distributional reinforcement learning has been shown to be biologically plausible [27, 70]. More recently, Dabney et al. [28] carried out single-unit recordings of the ventral tegmental area in mice and showed that for a given dopamine-based reward, different cells show different Reward Prediction Errors (RPEs). These RPEs can be either positive or negative for a single reward which goes to show that cells display varying degrees of optimism and pessimism for achieving a particular goal. Through extensive experiments, they compared the distributional coding with other models that attempt to explain RL in neural circuits, and showed that distributional RL most accurately predicts RPE reversal points and future rewards in the brain. Figure 3 shows plots comparing distributional TD and classical TD on points obtained via single cell recording.

#### 4.4 Meta Reinforcement Learning

While modern deep reinforcement learning methods have been able to achieve superhuman performance on a variety of tasks, they are many orders less sample efficient than the average human and possess weak inductive biases that deter transfer of learned knowledge [69, 85].

One way to increase sample efficiency is to avoid learning tasks from scratch each time and instead use previous learning experiences to guide the current learning process. In ma-

chine learning literature, This leveraging of past experience to speed up new task learning is called meta-learning [126]. The original idea of “learning to learn” is often attributed to Harlow’s [51] 1949 work wherein he presented a monkey with two unseen objects, only one of which contained a reward. He then had the monkey pick one of the objects after which the reward was revealed and the positions of the objects possibly reversed. This constituted a single trial. A given set of objects were used for a set of 6 trials before switching them for different objects, observing 6 trials and so on. The reward when tracked across several such rounds yielded an interesting observation. As the monkey was exposed to more sets of objects, the number of steps it needed to solve the problem for a given set decreased. Later, it was hypothesized that underlying the fast learning problem of each object set, there was a slow learning process that figured out the problem dynamics and helped the monkey improve its sample efficiency on related problems [15].

Very recently, this core idea has been applied to reinforcement learning to accelerate the learning process. Recurrent networks when used as part of a reinforcement learning algorithm for tasks similar to Harlow’s yielded similar reward curves. This suggests that over a long period of exposure to related tasks, RNNs are able to capture the underlying activity dynamics [32, 160]. Wang and colleagues [159] also noticed that such meta-learning methods formed a part of dopaminergic reward-based learning in the prefrontal cortex of the brain. Recent work [4, 62, 104, 121, 155] on the prefrontal cortex (PFC) suggests that humans do more than just learn an abstraction of only tweaking synaptic weights for learning. The PFC encodes latent representations on recent rewards and choices, and some sectors also encode the expected values of actions, objects, and states.

As an extension of meta RL, a set of recent approaches combines episodic memory with meta RL which results in stronger inductive biases and higher sample efficiency. Inspired from the observation that episodic memory circuits reinstate patterns of activity in the cerebral cortex [119], Ritter et al [118] developed a framework for how such episodic memory functions can strategically reuse information about previously learned tasks and thereby improve learning efficiency [124, 162]. This work also evidences recent interactions between meta model-based control and episodic memory in human learning [156].

## 4.5 Causal Reinforcement Learning

The ability of humans to reason about cause and effect relationships is not unknown. The field of Causal Inference and Reasoning looks at studying this paradigm of human learning in great detail. In Reinforcement Learning, we have an agent taking actions and influencing what it observes at future timesteps. In the context of Causal Inference, this can be thought of as performing interventions in the world. But since in the model-free setting, we are merely operating by observing a world and not by maintaining a model of the world, there is a limited possibility of discernment of causal relationships. In particular, a model-free agent might only be able to determine the causal effects of its action but not ac-

tually reason, for instance through counterfactual actions, questions like, "What could've been?". This leads us to believe that a part of the cause and effect relationships actually exist in the part of the brain that learns to plan which is mimicked by model-based reinforcement learning systems.

Being able to construct models of the world is beneficial because it helps us in planning and reasoning over the potential action choices. Models that encode causal structure of the world, could also be used for reasoning about other actions that *could* have been taken i.e., reasoning through counterfactual actions. In formal terms, with a structural causal model (SCM) of the environment, counterfactual trajectories can be simulated. Recent works [19, 99] focus on this by modelling the environment as a structural causal model. By building an SCM, it can be intervened to take an action that was not actually taken and simulate experience. Compared to Vanilla Model Based Policy Search, a counterfactual policy search has been shown to perform better [19].

The concepts of Causality are not only applicable to planning but also in hidden state inference which is used in scenarios where this is partial observability. [41] expand on this in the Latent Cause Theory. Humans deal with partial observability on a daily basis, but what makes it easy for them is to reason through the world by building an internal model. This internal model is grounded in concepts observed through partitioning observations in a well-organized manner i.e., structure learning. According to [39], humans are then able to perform inference over these latent causes to reason if two different signals are coming from the same latent cause. Recent works including [146] support this by building a bayesian non-parametric prior over latent causes.

## 4.6 Hierarchical Reinforcement Learning

General RL algorithms scale poorly with the size of state space due to problems with exploration and catastrophic forgetting that arise in larger task domains. In order to solve this problem also known as the scaling problem, a popular computational framework that was developed was temporal abstraction [5, 31, 107, 152] which suggested learning temporally extended actions that were composed of primitive actions. These temporally extended actions are commonly referred to as options [152]. For example, the option "walk towards the door" would be composed of primitive actions like controlling your feet and placing them in a particular way, while trying to maintain balance.

Hierarchical reinforcement learning combines temporally extended actions to maximize reward on goal-directed tasks. In psychology, hierarchy has played a pioneering role in explaining goal-directed behavior[2, 14, 71, 90, 97, 127, 165]. Even in neuroscience, existing literature accounts for the prefrontal cortex being largely responsible for hierarchical behavior [3, 12, 25, 37, 67]. Thus, even though HRL was not developed to answer questions in psychology and neuroscience, it addresses an issue with standard RL methods which

might also be prevalent in the brain.

Early work in psychology had also postulated the presence of hierarchy in human behavior. That determining the sequence of primitive actions requires higher-level representations of task context that was first formalized by Lashley in 1951 [71]. The concept of task representation [23, 24, 92] is very similar to the option construct that was developed in computer science literature. Empirical evidence that human mental representations are organized hierarchically was also found [98, 166]. Hierarchy has also been observed in the behavior of children through their childhood. Children learn elementary skills which are gradually integrated into more complex skills and knowledge as they grow [17, 34, 47].

However, the strongest resemblance to HRL is found in the production-system based theories of cognition, specially ACT-R [2] and Soar [75]. These frameworks propose that the solution to a problem can make use of shorter action sequences called "chunks". Given a problem, high-level decisions can be used to trigger these chunks. Though these frameworks are similar to HRL in many regards, they differ in the aspect of not being based around a single reward maximization objective.

Thus, HRL shares attributes with multiple theories in behavioral psychology. Until now the theories we have discussed pertain to the positive transfer problem i.e sequencing temporally abstracted actions to develop goal-directed policies. Additionally, HRL aligns with psychological theories even in its downsides. Luchins in 1942 [82] introduced the negative transfer problem; that pre-existing knowledge with context differing from the current problem can hinder problem-solving in human subjects. A direct analog to the negative transfer problem has been observed in Hierarchical RL as well [13].

A major challenge in hierarchical RL has been option discovery, that is, how to form chunks of 'reusable' actions from primitive ones. One approach to option discovery is to keep a record of states that occur frequently on paths to goals and label them as subgoals or bottleneck states that a good solution must pass through [88, 111, 153]. This bottleneck theory is also consistent with work that shows that humans are sensitive to repeating sequences of events. Another approach to option discovery from HRL literature is to construct a graph of states and all the transitions possible. Then, graph partitioning can be used to identify bottleneck states which can be taken as subgoals [84, 89, 139]. Existing work in psychology provides empirical evidence that children identify causal representations that they then integrate into a large causal model [45, 46, 144, 145]. More recent work in HRL uses task agnostic approaches to discover options, by using intrinsic rewards for exploration [6, 140]. Existing neuroscience literature also provides evidence for something similar to this notion of intrinsic rewards driving learning. It has been found that the same dopaminergic neurons that code reward prediction errors also respond to novel stimuli [20, 114, 129].

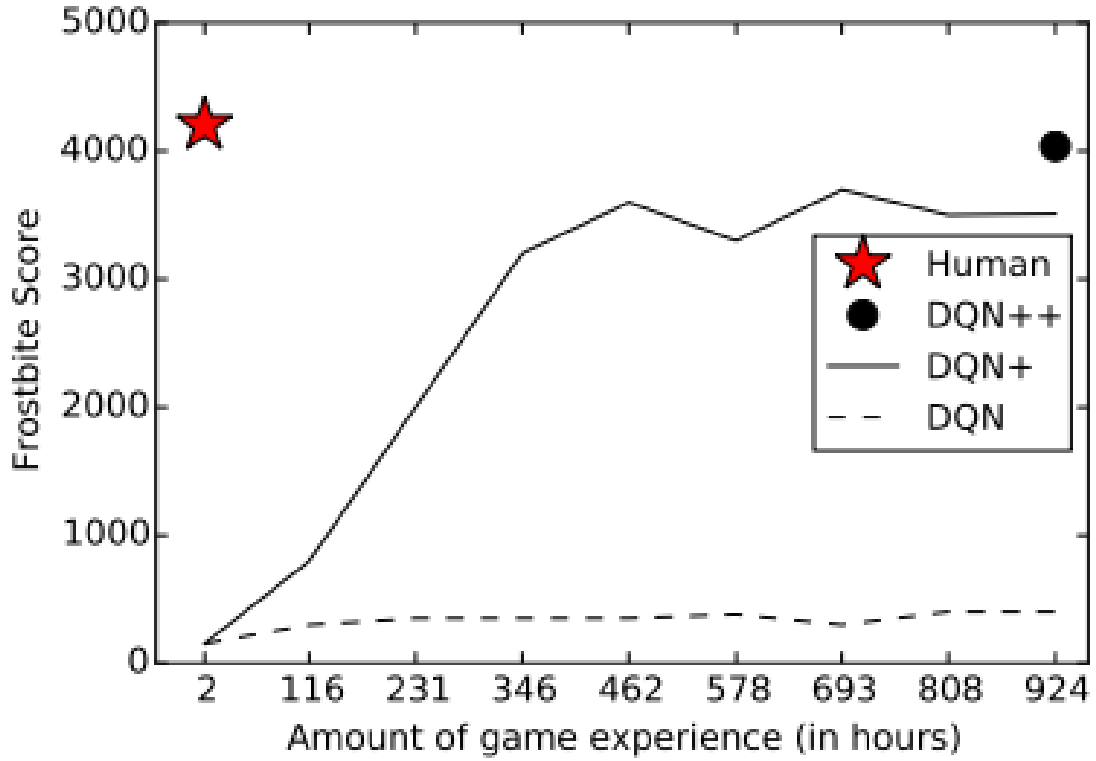


Figure 4: Comparison of humans with state of the art deep reinforcement learning methods on the Atari game ‘Frostbite’. [69]

## 5 Discussion and Conclusions

Reinforcement learning has recently emerged as a central framework to describe for various phenomena in neuroscience and behavioral psychology. Many challenges however exist for reinforcement learning systems, particularly in the domains of data efficiency, representation learning and exploration. Humans seem to perform exceedingly well on all of these. As described in detail by [69] and shown in Figure 4, humans can learn new tasks with very little data. Moreover, they can perform variations of the task (different goals, handicaps etc.) without having to re-learn. This evidences the ability of humans to form richer representations with a very small amount of data. Advancement of research in cognitive science and psychology can reveal more such domains of intelligence that are challenging existing reinforcement learning methods. Delving into neuroscience research can reveal other lower-level challenges. A particularly interesting one is the nature of representations that humans use to categorize information, which enables them to easily transfer to other tasks, something that reinforcement learning has not been good at. Additionally, as we have seen, many different regions of the brain have been found to a) be responsible for similar functions, and b) cooperate towards the learning process. It is an open question in reinforcement learning as to whether **distributing functionality** can help improve existing methods.

In this work, we have attempted to summarize some of the most important work that report evidence of reinforcement learning in brain and behavior. By outlining them in a structured and well categorized format, we hope to inspire reinforcement learning researchers working on specific subdomains of RL to take inspiration from neuroscience, cognitive science and psychology to

- identify new challenges and frontiers for reinforcement learning methods. For example, the development of new task-agnostic RL benchmarks that encourage the development of generalizable and more general purpose algorithms.
- computationally modelling biological phenomena which could yield more efficient learning algorithms while also providing a computational basis for understanding the brain.

We conclude by touching on the issue of modern methods in deep reinforcement learning and machine learning requiring very large amounts of computational resources for training purposes. The brain seems to learn the same thing with significantly higher efficiency. Biologically realistic reinforcement learning methods such as neuromodulated STDP for spiking neural network models offer another direction for RL research that operates at a much lower computational cost. Such methods hold potential for future work in resource constrained learning and edge AI. These are but a few of the exciting possibilities for brain-inspired AI research.

## 6 Acknowledgements

We would like to thank the Cognitive Neuroscience Lab, BITS Pilani Goa for supporting this survey and enabling us to acquire a multitude of resources for this review.

## References

1. Abe, H. & Lee, D. Distributed coding of actual and hypothetical outcomes in the orbital and dorsolateral prefrontal cortex. *eng. Neuron* **70**, 731–741. ISSN: 1097-4199 (May 2011).
2. Anderson, J. R. *et al. An integrated theory of the mind* ISSN: 0033295X Publication Title: Psychological Review (2004).
3. Badre, D. *Cognitive control, hierarchy, and the rostro-caudal organization of the frontal lobes* ISSN: 13646613 Publication Title: Trends in Cognitive Sciences (2008).
4. Barraclough, D. J., Conroy, M. L. & Lee, D. Prefrontal cortex and decision making in a mixed-strategy game. *Nature Neuroscience*. ISSN: 10976256 (2004).
5. Barto, A. G. & Mahadevan, S. *Recent Advances in Hierarchical Reinforcement Learning* ISSN: 09246703 Publication Title: Discrete Event Dynamic Systems: Theory and Applications (2003).

6. Barto, A. G., Singh, S. & Chentanez, N. *Intrinsically motivated learning of hierarchical collections of skills in Proceedings of the 3rd International Conference on Development and Learning* (2004).
7. Bellemare, M. G., Dabney, W. & Munos, R. *A distributional perspective on reinforcement learning in 34th International Conference on Machine Learning, ICML 2017* eprint: 1707.06887 (2017). ISBN: 978-1-5108-5514-4.
8. Bellman, R. *The Theory of Dynamic Programming. Bulletin of the American Mathematical Society*. ISSN: 02730979 (1954).
9. Benchenane, K. *et al.* Coherent Theta Oscillations and Reorganization of Spike Timing in the Hippocampal- Prefrontal Network upon Learning. *Neuron*. ISSN: 08966273 (2010).
10. Bornstein, A. M., Khaw, M. W., Shohamy, D. & Daw, N. D. Reminders of past choices bias decisions for reward in humans. en. *Nature Communications* **8**. Number: 1 Publisher: Nature Publishing Group, 15958. ISSN: 2041-1723. <https://www.nature.com/articles/ncomms15958> (2020) (June 2017).
11. Bornstein, A. M. & Norman, K. A. Reinstated episodic context guides sampling-based decisions for reward. en. *Nature Neuroscience* **20**. Number: 7 Publisher: Nature Publishing Group, 997–1003. ISSN: 1546-1726. <https://www.nature.com/articles/nn.4573> (2020) (July 2017).
12. Botvinick, M. M. *Hierarchical models of behavior and prefrontal function* ISSN: 13646613 Publication Title: Trends in Cognitive Sciences (2008).
13. Botvinick, M. M., Niv, Y. & Barto, A. C. Hierarchically organized behavior and its neural foundations: A reinforcement learning perspective. *Cognition* **113**, 262–280. ISSN: 00100277 (2009).
14. Botvinick, M. & Plaut, D. C. Doing Without Schema Hierarchies: A Recurrent Connectionist Approach to Normal and Impaired Routine Sequential Action. *Psychological Review*. ISSN: 0033295X (2004).
15. Botvinick, M. *et al.* Reinforcement Learning, Fast and Slow. English. *Trends in Cognitive Sciences* **23**. Publisher: Elsevier, 408–422. ISSN: 1364-6613, 1879-307X. [https://www.cell.com/trends/cognitive-sciences/abstract/S1364-6613\(19\)30061-0](https://www.cell.com/trends/cognitive-sciences/abstract/S1364-6613(19)30061-0) (2020) (May 2019).
16. Bromberg-Martin, E. S., Matsumoto, M. & Hikosaka, O. *Dopamine in Motivational Control: Rewarding, Aversive, and Alerting* ISSN: 08966273 Publication Title: Neuron (2010).
17. Bruner, J. S. Organization of early skilled action. *Child development*. ISSN: 00093920 (1973).

18. Buckner, R. L. The Role of the Hippocampus in Prediction and Imagination. *Annual Review of Psychology* **61**. \_eprint: <https://doi.org/10.1146/annurev.psych.60.110707.163508>, 27–48. <https://doi.org/10.1146/annurev.psych.60.110707.163508> (2010).
19. Buesing, L. *et al.* Woulda, Coulda, Shoulda: Counterfactually-Guided Policy Search. *CoRR* **abs/1811.06272**. \_eprint: 1811.06272. <http://arxiv.org/abs/1811.06272> (2018).
20. Bunzeck, N. & Düzel, E. Absolute Coding of Stimulus Novelty in the Human Substantia Nigra/VTA. *Neuron*. ISSN: 08966273 (2006).
21. Buşoniu, L., Babuška, R., De Schutter, B. & Ernst, D. *Reinforcement learning and dynamic programming using function approximators* Publication Title: Reinforcement Learning and Dynamic Programming Using Function Approximators. ISBN: 978-1-4398-2109-1 (2010).
22. Cai, X., Kim, S. & Lee, D. Heterogeneous Coding of Temporally Discounted Values in the Dorsal and Ventral Striatum during Intertemporal Choice. *Neuron* **69**, 170–182. ISSN: 0896-6273. <https://www.ncbi.nlm.nih.gov/pmc/articles/PMC3034314/> (2020) (Jan. 2011).
23. Cohen, J. D., Dunbar, K. & McClelland, J. L. On the control of automatic processes: A parallel distributed processing account of the stroop effect. *Psychological Review*. ISSN: 0033295X (1990).
24. Cooper, R. & Shallice, T. Contention scheduling and the control of routine activities. *Cognitive Neuropsychology*. ISSN: 02643294 (2000).
25. Courtney, S. M., Roth, J. K. & Sala, J. B. in *The Cognitive Neuroscience of Working Memory* (2012). ISBN: 978-0-19-169381-6.
26. Curtis, C. E. & Lee, D. Beyond working memory: the role of persistent activity in decision making. *eng. Trends in Cognitive Sciences* **14**, 216–222. ISSN: 1879-307X (May 2010).
27. Dabney, W., Rowland, M., Bellemare, M. G. & Munos, R. Distributional reinforcement learning with quantile regression. *32nd AAAI Conference on Artificial Intelligence, AAAI 2018*. ISBN: 9781577358008 \_eprint: 1710.10044, 2892–2901 (2018).
28. Dabney, W. *et al.* A distributional code for value in dopamine-based reinforcement learning. *Nature* **577**, 671–675. ISSN: 14764687 (2020).
29. Daw, N. D., Niv, Y. & Dayan, P. Uncertainty-based competition between prefrontal and dorsolateral striatal systems for behavioral control. *Nature Neuroscience*. ISSN: 10976256 (2005).
30. Diba, K. & Buzsáki, G. Forward and reverse hippocampal place-cell sequences during ripples. *Nature neuroscience* **10**, 1241–1242. ISSN: 1097-6256. <https://www.ncbi.nlm.nih.gov/pmc/articles/PMC2039924/> (2020) (Oct. 2007).

31. Dietterich, T. G. Hierarchical Reinforcement Learning with the MAXQ Value Function Decomposition. *Journal of Artificial Intelligence Research*. eprint: 9905014. ISSN: 10769757 (2000).
32. Duan, Y. *et al.* RL<sup>2</sup>: Fast Reinforcement Learning via Slow Reinforcement Learning. eprint: 1611.02779, 1–14. <http://arxiv.org/abs/1611.02779> (2016).
33. Fellows, L. K. & Farah, M. J. Ventromedial frontal cortex mediates affective shifting in humans: evidence from a reversal learning paradigm. *Brain: A Journal of Neurology* **126**, 1830–1837. ISSN: 0006-8950 (Aug. 2003).
34. Fischer, K. W. A theory of cognitive development: The control and construction of hierarchies of skills. *Psychological Review*. ISSN: 0033295X (1980).
35. Foster, D. J. Replay Comes of Age. *Annual Review of Neuroscience* **40**. eprint: <https://doi.org/10.1146/annurev-neuro-072116-031538>, 581–602. <https://doi.org/10.1146/annurev-neuro-072116-031538> (2020) (2017).
36. Foster, D. J. & Wilson, M. A. Reverse replay of behavioural sequences in hippocampal place cells during the awake state. *Nature* **440**, 680–683. ISSN: 1476-4687 (Mar. 2006).
37. Fuster, J. M. in *The prefrontal cortex: Anatomy, physiology and neuropsychology of the frontal lobe* (1989).
38. Gerfen, C. R. & Surmeier, D. J. Modulation of striatal projection systems by dopamine. *Annual Review of Neuroscience* **34**, 441–466. ISSN: 1545-4126 (2011).
39. Gershman, S. & Niv, Y. Exploring a latent cause theory of classical conditioning. *Learning & Behavior* **40**, 255–268 (2012).
40. Gershman, S. J. Reinforcement learning and causal models. *Oxford Handbook of Causal Reasoning*, 1–32 (2015).
41. Gershman, S. J. & Daw, N. D. Reinforcement Learning and Episodic Memory in Humans and Animals: An Integrative Framework. *Annual Review of Psychology* **68**. Publisher: Annual Reviews, 101–128. ISSN: 0066-4308. <https://www.annualreviews.org/doi/10.1146/annurev-psych-122414-033625> (2020) (Jan. 2017).
42. Girshick, R. Fast R-CNN in *Proceedings of the IEEE International Conference on Computer Vision* ISSN: 15505499 eprint: 1504.08083 (2015). ISBN: 978-1-4673-8391-2.
43. Gläscher, J., Daw, N., Dayan, P. & O’Doherty, J. P. States versus rewards: Dissociable neural prediction error signals underlying model-based and model-free reinforcement learning. *Neuron*. ISSN: 08966273 (2010).
44. Goodfellow, I. J. *et al.* Generative adversarial nets in *Advances in Neural Information Processing Systems* ISSN: 10495258 (2014).
45. Gopnik, A. & Schulz, L. *Mechanisms of theory formation in young children* ISSN: 13646613 Publication Title: Trends in Cognitive Sciences (2004).

46. Gopnik, A. *et al.* A Theory of Causal Learning in Children: Causal Maps and Bayes Nets. *Psychological Review*. ISSN: 0033295X (2004).
47. Greenfield, P. M., Nelson, K. & Saltzman, E. The development of rulebound strategies for manipulating seriated cups: A parallel between action and grammar. *Cognitive Psychology*. ISSN: 00100285 (1972).
48. Gupta, A. S., van der Meer, M. A. A., Touretzky, D. S. & Redish, A. D. Hippocampal replay is not a simple function of experience. *eng. Neuron* **65**, 695–705. ISSN: 1097-4199 (Mar. 2010).
49. Haber, S. N., Fudge, J. L. & McFarland, N. R. Striatonigrostriatal pathways in primates form an ascending spiral from the shell to the dorsolateral striatum. *eng. The Journal of Neuroscience: The Official Journal of the Society for Neuroscience* **20**, 2369–2382. ISSN: 1529-2401 (Mar. 2000).
50. Haber, S. N. & Knutson, B. The reward circuit: linking primate anatomy and human imaging. *eng. Neuropsychopharmacology: Official Publication of the American College of Neuropsychopharmacology* **35**, 4–26. ISSN: 1740-634X (Jan. 2010).
51. Harlow, H. F. The formation of learning sets. *Psychological Review*. ISSN: 0033295X (1949).
52. He, K., Gkioxari, G., Dollár, P. & Girshick, R. Mask R-CNN. *IEEE Transactions on Pattern Analysis and Machine Intelligence*. eprint: 1703.06870. ISSN: 19393539 (2020).
53. Heinrich, J. & Silver, D. Smooth UCT search in computer poker in *IJCAI International Joint Conference on Artificial Intelligence* ISSN: 10450823 (2015). ISBN: 978-1-57735-738-4.
54. Hikosaka, O., Nakamura, K. & Nakahara, H. Basal ganglia orient eyes to reward. *eng. Journal of Neurophysiology* **95**, 567–584. ISSN: 0022-3077 (Feb. 2006).
55. Hong, S. & Hikosaka, O. The globus pallidus sends reward-related signals to the lateral habenula. *eng. Neuron* **60**, 720–729. ISSN: 1097-4199 (Nov. 2008).
56. Hong, S. & Hikosaka, O. Dopamine-mediated learning and switching in cortico-striatal circuit explain behavioral changes in reinforcement learning. *eng. Frontiers in Behavioral Neuroscience* **5**, 15. ISSN: 1662-5153 (2011).
57. Hyman, J. M., Hasselmo, M. E. & Seamans, J. K. *What is the functional relevance of prefrontal cortex entrainment to hippocampal theta rhythms?* ISSN: 16624548 Publication Title: Frontiers in Neuroscience (2011).
58. Iversen, S. D. & Mishkin, M. Perseverative interference in monkeys following selective lesions of the inferior prefrontal convexity. *eng. Experimental Brain Research* **11**, 376–386. ISSN: 0014-4819 (Nov. 1970).
59. Ji, D. & Wilson, M. A. Coordinated memory replay in the visual cortex and hippocampus during sleep. *eng. Nature Neuroscience* **10**, 100–107. ISSN: 1097-6256 (Jan. 2007).

60. Johnson-Laird, P. N. Mental models and human reasoning. *Proceedings of the National Academy of Sciences* **107**. Publisher: National Academy of Sciences .eprint: <https://www.pnas.org/content/107/43/18243-18250>. ISSN: 0027-8424. <https://www.pnas.org/content/107/43/18243> (2010).
61. Kim, H., Sul, J. H., Huh, N., Lee, D. & Jung, M. W. Role of striatum in updating values of chosen actions. eng. *The Journal of Neuroscience: The Official Journal of the Society for Neuroscience* **29**, 14701–14712. ISSN: 1529-2401 (Nov. 2009).
62. Kim, J. N. & Shadlen, M. N. Neural correlates of a decision in the dorsolateral prefrontal cortex of the macaque. *Nature Neuroscience*. ISSN: 10976256 (1999).
63. Kim, J. S. & Scott, C. D. Robust kernel density estimation. *Journal of Machine Learning Research*. .eprint: 1107.3133. ISSN: 15324435 (2012).
64. Kim, S., Hwang, J. & Lee, D. Prefrontal coding of temporally discounted values during intertemporal choice. eng. *Neuron* **59**, 161–172. ISSN: 1097-4199 (July 2008).
65. Kim, Y. B. *et al.* Encoding of action history in the rat ventral striatum. eng. *Journal of Neurophysiology* **98**, 3548–3556. ISSN: 0022-3077 (Dec. 2007).
66. Kingma, D. P. & Welling, M. *Auto-encoding variational bayes in 2nd International Conference on Learning Representations, ICLR 2014 - Conference Track Proceedings* .eprint: 1312.6114 (2014).
67. Koehlin, E., Ody, C. & Kouneiher, F. The Architecture of Cognitive Control in the Human Prefrontal Cortex. *Science*. ISSN: 00368075 (2003).
68. Krizhevsky, A., Sutskever, I. & Hinton, G. E. ImageNet classification with deep convolutional neural networks. *Communications of the ACM*. ISSN: 15577317 (2017).
69. Lake, B. M., Ullman, T. D., Tenenbaum, J. B. & Gershman, S. J. Building Machines That Learn and Think Like People. *arXiv:1604.00289 [cs, stat]*. arXiv: 1604.00289. <http://arxiv.org/abs/1604.00289> (2020) (Nov. 2016).
70. Lammel, S., Lim, B. K. & Malenka, R. C. Reward and aversion in a heterogeneous midbrain dopamine system. *Neuropharmacology* **76**. Publisher: Elsevier Ltd, 351–359. ISSN: 00283908. <http://dx.doi.org/10.1016/j.neuropharm.2013.03.019> (2014).
71. Lashley, K. in *Cerebral mechanisms in behavior* (1951).
72. Lau, B. & Glimcher, P. W. DYNAMIC RESPONSE-BY-RESPONSE MODELS OF MATCHING BEHAVIOR IN RHESUS MONKEYS. *Journal of the Experimental Analysis of Behavior* (2005).
73. LeCun, Y., Bottou, L., Bengio, Y. & Haffner, P. Gradient-based learning applied to document recognition. *Proceedings of the IEEE*. ISSN: 00189219 (1998).
74. Lee, D., Seo, H. & Jung, M. W. Neural Basis of Reinforcement Learning and Decision Making. *Annual Review of Neuroscience*. ISSN: 0147-006X (2012).

75. Lehman, J., Laird, J. & Rosenbloom, P. A gentle introduction to Soar, an architecture for human cognition. *Invitation to cognitive science* (1996).
76. Lengyel, M. & Dayan, P. Hippocampal Contributions to Control: The Third Way. en, 8.
77. Levey, A. I. *et al.* Localization of D1 and D2 dopamine receptors in brain with subtype-specific antibodies. eng. *Proceedings of the National Academy of Sciences of the United States of America* **90**, 8861–8865. ISSN: 0027-8424 (Oct. 1993).
78. Lin, Z., Zhao, T., Yang, G. & Zhang, L. Episodic Memory Deep Q-Networks. *arXiv:1805.07603 [cs, stat]*. arXiv: 1805.07603. <http://arxiv.org/abs/1805.07603> (2020) (May 2018).
79. Liu, Y., Dolan, R. J., Kurth-Nelson, Z. & Behrens, T. E. Human Replay Spontaneously Reorganizes Experience. en. *Cell* **178**, 640–652.e14. ISSN: 00928674. <https://linkinghub.elsevier.com/retrieve/pii/S0092867419306403> (2020) (July 2019).
80. Lo, C.-C. & Wang, X.-J. Cortico-basal ganglia circuit mechanism for a decision threshold in reaction time tasks. eng. *Nature Neuroscience* **9**, 956–963. ISSN: 1097-6256 (July 2006).
81. Louie, K. & Wilson, M. A. Temporally structured replay of awake hippocampal ensemble activity during rapid eye movement sleep. eng. *Neuron* **29**, 145–156. ISSN: 0896-6273 (Jan. 2001).
82. Luchins, A. S. Mechanization in problem solving: The effect of Einstellung. *Psychological Monographs*. ISSN: 0096-9753 (1942).
83. Luong, M. T., Pham, H. & Manning, C. D. *Effective approaches to attention-based neural machine translation* in *Conference Proceedings - EMNLP 2015: Conference on Empirical Methods in Natural Language Processing* .eprint: 1508.04025 (2015). ISBN: 978-1-941643-32-7.
84. Mannor, S., Menache, I., Hoze, A. & Klein, U. *Dynamic abstraction in reinforcement learning via clustering* in *Proceedings, Twenty-First International Conference on Machine Learning, ICML 2004* (2004). ISBN: 1-58113-838-5.
85. Marcus, G. Deep Learning: A Critical Appraisal. .eprint: 1801.00631, 1–27. <http://arxiv.org/abs/1801.00631> (2018).
86. Matsumoto, M., Matsumoto, K., Abe, H. & Tanaka, K. Medial prefrontal cell activity signaling prediction errors of action values. eng. *Nature Neuroscience* **10**, 647–656. ISSN: 1097-6256 (May 2007).
87. Matsumoto, M. & Hikosaka, O. Lateral habenula as a source of negative reward signals in dopamine neurons. eng. *Nature* **447**, 1111–1115. ISSN: 1476-4687 (June 2007).
88. Mcgovern, E. A. Autonomous discovery of temporal abstractions from interaction with an environment. *Power*. ISBN: 0-493-71665-3. ISSN: 16113349 (2002).

89. Menache, I., Mannor, S. & Shimkin, N. *Q-cut - Dynamic discovery of sub-goals in reinforcement learning in Lecture Notes in Computer Science (including subseries Lecture Notes in Artificial Intelligence and Lecture Notes in Bioinformatics)* ISSN: 16113349 (2002). ISBN: 978-3-540-44036-9.
90. Miller, G. A., Galanter, E. & Pribram, K. H. in *Systems Research for Behavioral Science: A Sourcebook* ISSN: 00978507 (2017). ISBN: 978-1-351-48721-4.
91. Mnih, V. *et al.* Playing Atari with Deep Reinforcement Learning. *arXiv:1312.5602 [cs]*. arXiv: 1312.5602. <http://arxiv.org/abs/1312.5602> (2020) (Dec. 2013).
92. Monsell, S. *Task switching* ISSN: 13646613 Publication Title: Trends in Cognitive Sciences (2003).
93. Montague, P. R., Dayan, P., Nowlan, S. J., Pouget, A. & Sejnowski, T. J. in *Advances in Neural Information Processing Systems 5* (eds Hanson, S. J., Cowan, J. D. & Giles, C. L.) 969–976 (Morgan-Kaufmann, 1993). <http://papers.nips.cc/paper/606-using-aperiodic-reinforcement-for-directed-self-organization-during-development.pdf>.
94. Montague, P. R., Dayan, P. & Sejnowski, T. J. A framework for mesencephalic dopamine systems based on predictive Hebbian learning. *Journal of Neuroscience* **16**. Publisher: Society for Neuroscience, 1936–1947. ISSN: 0270-6474. <https://www.jneurosci.org/content/16/5/1936> (1996).
95. Moser, E. I., Kropff, E. & Moser, M.-B. Place Cells, Grid Cells, and the Brain’s Spatial Representation System. *Annual Review of Neuroscience* **31**. eprint: <https://doi.org/10.1146/annurev.neuro.31.061307.090723> 69–89. <https://doi.org/10.1146/annurev.neuro.31.061307.090723> (2020) (2008).
96. Murray, E. A., O’Doherty, J. P. & Schoenbaum, G. What We Know and Do Not Know about the Functions of the Orbitofrontal Cortex after 20 Years of Cross-Species Studies. en. *Journal of Neuroscience* **27**, 8166–8169. ISSN: 0270-6474, 1529-2401. <http://www.jneurosci.org/cgi/doi/10.1523/JNEUROSCI.1556-07.2007> (2020) (Aug. 2007).
97. Newell, a., Shaw, J. C. & Simon, H. a. *Report on a general problem-solving program* ISSN: 00280836 Publication Title: IFIP Congress (1959).
98. Newtonson, D. in *New Directions in Attribution Research* (1976).
99. Oberst, M. & Sontag, D. Counterfactual Off-Policy Evaluation with Gumbel-Max Structural Causal Models. *ArXiv* **abs/1905.05824** (2019).
100. Ólafsdóttir, H. F., Barry, C., Saleem, A. B., Hassabis, D. & Spiers, H. J. Hippocampal place cells construct reward related sequences through unexplored space. *eLife* **4**. ISSN: 2050-084X. <https://www.ncbi.nlm.nih.gov/pmc/articles/PMC4479790/> (2020).
101. Ólafsdóttir, H. F., Carpenter, F. & Barry, C. Coordinated grid and place cell replay during rest. eng. *Nature Neuroscience* **19**, 792–794. ISSN: 1546-1726 (2016).

102. OpenAI *et al.* Dota 2 with Large Scale Deep Reinforcement Learning. *arXiv preprint: 1912.06680*. <http://arxiv.org/abs/1912.06680> (2019).
103. Oyama, K., Hernádi, I., Iijima, T. & Tsutsui, K.-I. Reward prediction error coding in dorsal striatal neurons. *eng. The Journal of Neuroscience: The Official Journal of the Society for Neuroscience* **30**, 11447–11457. ISSN: 1529-2401 (Aug. 2010).
104. Padoa-Schioppa, C. & Assad, J. A. Neurons in the orbitofrontal cortex encode economic value. *Nature*. ISSN: 14764687 (2006).
105. Pan, W.-X., Schmidt, R., Wickens, J. R. & Hyland, B. I. Dopamine cells respond to predicted events during classical conditioning: evidence for eligibility traces in the reward-learning network. *eng. The Journal of Neuroscience: The Official Journal of the Society for Neuroscience* **25**, 6235–6242. ISSN: 1529-2401 (June 2005).
106. Pan, X., Sawa, K., Tsuda, I., Tsukada, M. & Sakagami, M. Reward prediction based on stimulus categorization in primate lateral prefrontal cortex. *Nature Neuroscience*. ISSN: 10976256 (2008).
107. Parr, R. & Russell, S. *Reinforcement learning with hierarchies of machines* in *Advances in Neural Information Processing Systems* ISSN: 10495258 (1998). ISBN: 0-262-10076-2.
108. Pashenkov, E., Rish, I. & Dechter, R. Value iteration and Policy iteration algorithms for Markov decision problem. *Relation* (1996).
109. Pastor-Bernier, A. & Cisek, P. Neural correlates of biased competition in premotor cortex. *eng. The Journal of Neuroscience: The Official Journal of the Society for Neuroscience* **31**, 7083–7088. ISSN: 1529-2401 (May 2011).
110. Pezzulo, G., van der Meer, M. A. A., Lansink, C. S. & Pennartz, C. M. A. Internally generated sequences in learning and executing goal-directed behavior. *en. Trends in Cognitive Sciences* **18**, 647–657. ISSN: 1364-6613. <http://www.sciencedirect.com/science/article/pii/S1364661314001570> (2020) (Dec. 2014).
111. Pickett, M. & Barto, A. G. PolicyBlocks: An Algorithm for Creating Useful Macro-Actions in Reinforcement Learning. *Proceedings of the 19th International Conference on Machine Learning (ICML)*. ISBN: 1-55860-873-7 *arXiv preprint: arXiv:1011.1669v3*. ISSN: 1098-6596 (2002).
112. Pouget, A., Beck, J. M., Ma, W. J. & Latham, P. E. Probabilistic brains: Knowns and unknowns. *Nature Neuroscience* **16**. Publisher: Nature Publishing Group, 1170–1178. ISSN: 10976256. <http://dx.doi.org/10.1038/nn.3495> (2013).
113. Pritzel, A. *et al.* Neural Episodic Control. *arXiv:1703.01988 [cs, stat]*. *arXiv: 1703.01988*. <http://arxiv.org/abs/1703.01988> (2020) (Mar. 2017).
114. Redgrave, P. & Gurney, K. *The short-latency dopamine signal: A role in discovering novel actions?* ISSN: 1471003X Publication Title: Nature Reviews Neuroscience (2006).
115. Redmon, J., Divvala, S., Girshick, R. & Farhadi, A. *You only look once: Unified, real-time object detection* in *Proceedings of the IEEE Computer Society Conference on Computer Vision and Pattern Recognition* ISSN: 10636919 (2016). ISBN: 978-1-4673-8850-4.

116. Ren, S., He, K., Girshick, R. & Sun, J. Faster R-CNN: Towards Real-Time Object Detection with Region Proposal Networks. *IEEE Transactions on Pattern Analysis and Machine Intelligence*. \_eprint: 1506.01497. ISSN: 01628828 (2017).
117. Reynolds, J. N., Hyland, B. I. & Wickens, J. R. A cellular mechanism of reward-related learning. eng. *Nature* **413**, 67–70. ISSN: 0028-0836 (Sept. 2001).
118. Ritter, S., Wang, J., Kurth-Nelson, Z. & Botvinick, M. Episodic Control as Meta-Reinforcement Learning. *bioRxiv* (2018).
119. Ritter, S. *et al.* *Been there, done that: Meta-learning with episodic recall in 35th International Conference on Machine Learning, ICML 2018* (2018). ISBN: 978-1-5108-6796-3.
120. Roesch, M. R., Singh, T., Brown, P. L., Mullins, S. E. & Schoenbaum, G. Ventral striatal neurons encode the value of the chosen action in rats deciding between differently delayed or sized rewards. eng. *The Journal of Neuroscience: The Official Journal of the Society for Neuroscience* **29**, 13365–13376. ISSN: 1529-2401 (Oct. 2009).
121. Rushworth, M. F. & Behrens, T. E. *Choice, uncertainty and value in prefrontal and cingulate cortex* ISSN: 10976256 Publication Title: Nature Neuroscience (2008).
122. Russakovsky, O. *et al.* ImageNet Large Scale Visual Recognition Challenge. *International Journal of Computer Vision*. \_eprint: 1409.0575. ISSN: 15731405 (2015).
123. Samuel, A. L. Some Studies in Machine Learning Using the Game of Checkers. *IBM Journal of Research and Development* **3**, 210–229 (1959).
124. Santoro, A., Bartunov, S., Botvinick, M., Wierstra, D. & Lillicrap, T. *Meta-Learning with Memory-Augmented Neural Networks in 33rd International Conference on Machine Learning, ICML 2016* (2016). ISBN: 978-1-5108-2900-8.
125. Schaul, T., Quan, J., Antonoglou, I. & Silver, D. Prioritized Experience Replay. *arXiv:1511.05952 [cs]*. arXiv: 1511.05952. <http://arxiv.org/abs/1511.05952> (2020) (Feb. 2016).
126. Schaul, T. & Schmidhuber, J. Metalearning. *Scholarpedia*. ISSN: 1941-6016 (2010).
127. Schneider, D. W. & Logan, G. D. Hierarchical control of cognitive processes: Switching tasks in sequences. *Journal of Experimental Psychology: General*. ISSN: 00963445 (2006).
128. Schoenbaum, G., Nugent, S. L., Saddoris, M. P. & Setlow, B. Orbitofrontal lesions in rats impair reversal but not acquisition of go, no-go odor discriminations. eng. *Neuroreport* **13**, 885–890. ISSN: 0959-4965 (May 2002).
129. Schultz, W., Apicella, P. & Ljungberg, T. Responses of monkey dopamine neurons to reward and conditioned stimuli during successive steps of learning a delayed response task. *Journal of Neuroscience*. ISSN: 02706474 (1993).
130. Schultz, W. Predictive Reward Signal of Dopamine Neurons. *Journal of Neurophysiology* **80**, 1–27. <https://doi.org/10.1152/jn.1998.80.1.1> (1998).
131. Schultz, W. Behavioral theories and the neurophysiology of reward. eng. *Annual Review of Psychology* **57**, 87–115. ISSN: 0066-4308 (2006).

132. Schultz, W. & Dickinson, A. Neuronal Coding of Prediction Errors. *Annual Review of Neuroscience* **23**. eprint: <https://doi.org/10.1146/annurev.neuro.23.1.473>, 473–500. <https://doi.org/10.1146/annurev.neuro.23.1.473> (2000) (2000).
133. Sejnowski, T. J., Dayan, P. & Montague, P. R. *Predictive Hebbian Learning in Proceedings of the Eighth Annual Conference on Computational Learning Theory* (Association for Computing Machinery, New York, NY, USA, 1995), 15–18. ISBN: 0-89791-723-5. <https://doi.org/10.1145/225298.225300>.
134. Seo, H., Barraclough, D. J. & Lee, D. Lateral intraparietal cortex and reinforcement learning during a mixed-strategy game. eng. *The Journal of Neuroscience: The Official Journal of the Society for Neuroscience* **29**, 7278–7289. ISSN: 1529-2401 (June 2009).
135. Seo, H. & Lee, D. Temporal filtering of reward signals in the dorsal anterior cingulate cortex during a mixed-strategy game. eng. *The Journal of Neuroscience: The Official Journal of the Society for Neuroscience* **27**, 8366–8377. ISSN: 1529-2401 (Aug. 2007).
136. Seo, H. & Lee, D. Behavioral and neural changes after gains and losses of conditioned reinforcers. eng. *The Journal of Neuroscience: The Official Journal of the Society for Neuroscience* **29**, 3627–3641. ISSN: 1529-2401 (Mar. 2009).
137. Shen, W., Flajolet, M., Greengard, P. & Surmeier, D. J. Dichotomous dopaminergic control of striatal synaptic plasticity. eng. *Science (New York, N.Y.)* **321**, 848–851. ISSN: 1095-9203 (Aug. 2008).
138. Silver, D. *et al.* Mastering the game of Go with deep neural networks and tree search. *Nature*. ISSN: 14764687 (2016).
139. Şimşek, Ö., Wolfe, A. P. & Barto, A. G. *Identifying useful subgoals in reinforcement learning by local graph partitioning* en. in *Proceedings of the 22nd international conference on Machine learning - ICML '05* (ACM Press, Bonn, Germany, 2005), 816–823. ISBN: 978-1-59593-180-1. <http://portal.acm.org/citation.cfm?doid=1102351.1102454> (2020).
140. Singh, S., Barto, A. G. & Chentanez, N. *Intrinsically motivated reinforcement learning in Advances in Neural Information Processing Systems* ISSN: 10495258 (2005). ISBN: 0-262-19534-8.
141. Sirota, A. *et al.* Entrainment of Neocortical Neurons and Gamma Oscillations by the Hippocampal Theta Rhythm. *Neuron*. ISSN: 08966273 (2008).
142. Skaggs, W. E. & McNaughton, B. L. Replay of neuronal firing sequences in rat hippocampus during sleep following spatial experience. eng. *Science (New York, N.Y.)* **271**, 1870–1873. ISSN: 0036-8075 (Mar. 1996).
143. So, N.-Y. & Stuphorn, V. Supplementary eye field encodes option and action value for saccades with variable reward. eng. *Journal of Neurophysiology* **104**, 2634–2653. ISSN: 1522-1598 (Nov. 2010).

144. Sommerville, J. A. & Woodward, A. L. *Infant's sensitivity to the casual features of means-end support sequences in action and perception* ISSN: 15250008 Publication Title: *Infancy* (2005).
145. Sommerville, J. A. & Woodward, A. L. Pulling out the intentional structure of action: The relation between action processing and action production in infancy. *Cognition*. ISSN: 00100277 (2005).
146. Soto, F. A., Gershman, S. & Niv, Y. Explaining compound generalization in associative and causal learning through rational principles of dimensional generalization. *Psychological review* **121** 3, 526–58 (2014).
147. Sul, J. H., Jo, S., Lee, D. & Jung, M. W. Role of rodent secondary motor cortex in value-based action selection. *eng. Nature Neuroscience* **14**, 1202–1208. ISSN: 1546-1726 (Aug. 2011).
148. Sul, J. H., Kim, H., Huh, N., Lee, D. & Jung, M. W. Distinct roles of rodent orbitofrontal and medial prefrontal cortex in decision making. *eng. Neuron* **66**, 449–460. ISSN: 1097-4199 (May 2010).
149. Sutton, R. & Barto, A. Reinforcement Learning: An Introduction. *IEEE Transactions on Neural Networks*. ISSN: 1045-9227 (1998).
150. Sutton, R. S. Learning to Predict by the Methods of Temporal Differences. *Machine Learning*. ISSN: 15730565 (1988).
151. Sutton, R. S. in *Machine Learning Proceedings 1990* (1990).
152. Sutton, R. S., Precup, D. & Singh, S. Between MDPs and semi-MDPs: A framework for temporal abstraction in reinforcement learning. *Artificial Intelligence*. ISSN: 00043702 (1999).
153. Thrun, S. & Schwartz, A. Finding structure in reinforcement learning. *Advances in Neural Information Processing Systems (NIPS)* 7. ISSN: 1049-5258 (1994).
154. Tsividis, P. A., Pouncy, T., Xu, J. L., Tenenbaum, J. B. & Gershman, S. J. Human Learning in Atari. <http://gershmanlab.webfactional.com/pubs/Tsividis17.pdf> (2020).
155. Tsutsui, K. I., Grabenhorst, F., Kobayashi, S. & Schultz, W. A dynamic code for economic object valuation in prefrontal cortex neurons. *Nature Communications*. ISSN: 20411723 (2016).
156. Vikbladh, O., Shohamy, D. & Daw, N. D. Episodic Contributions to Model - Based Reinforcement Learning. *Cognitive Computational Neuroscience Conference* (2017).
157. Wallis, J. D. & Kennerley, S. W. Heterogeneous reward signals in prefrontal cortex. *en. Current Opinion in Neurobiology. Cognitive neuroscience* **20**, 191–198. ISSN: 0959-4388. <http://www.sciencedirect.com/science/article/pii/S0959438810000310> (2020) (Apr. 2010).

158. Wang, A. *et al.* *Glue: A multi-task benchmark and analysis platform for natural language understanding* in *7th International Conference on Learning Representations, ICLR 2019* (2019).
159. Wang, J. X. *et al.* Prefrontal cortex as a meta-reinforcement learning system. *Nature Neuroscience*. ISSN: 15461726 (2018).
160. Wang, J. X. *et al.* Learning to reinforcement learn. .eprint: 1611.05763, 1–17. <http://arxiv.org/abs/1611.05763> (2016).
161. Watkins, C. J. C. H. & Dayan, P. Q-learning. *Machine Learning*. ISSN: 0885-6125 (1992).
162. Wayne, G. *et al.* Unsupervised Predictive Memory in a Goal-Directed Agent. .eprint: 1803.10760. <http://arxiv.org/abs/1803.10760> (2018).
163. Womelsdorf, T., Vinck, M., Stan Leung, L. & Everling, S. Selective theta-synchronization of choice-relevant information subserves goal-directed behavior. *Frontiers in Human Neuroscience*. ISSN: 16625161 (2010).
164. Xu, R. & Wunsch, D. *Survey of clustering algorithms* ISSN: 10459227 Publication Title: IEEE Transactions on Neural Networks (2005).
165. Zacks, J. M., Speer, N. K., Swallow, K. M., Braver, T. S. & Reynolds, J. R. *Event perception: A mind-brain perspective* ISSN: 00332909 Publication Title: Psychological Bulletin (2007).
166. Zacks, J. M. & Tversky, B. Event structure in perception and conception. *Psychological Bulletin*. ISSN: 00332909 (2001).