

High-dimensional MANOVA via Bootstrapping and its Application to Functional Data and Sparse Count Data

Zhenhua Lin*, Miles E. Lopes[†] and Hans-Georg Müller[†]

Abstract

We propose a new approach to the problem of high-dimensional multivariate ANOVA via bootstrapping max statistics that involve the differences of sample mean vectors, through constructing simultaneous confidence intervals for the differences of population mean vectors. The proposed procedure is able to simultaneously test the equality of several pairs of mean vectors of potentially more than two populations. By exploiting the variance decay property that is naturally possessed in some applications, we are able to provide dimension-free and nearly-parametric convergence rates for Gaussian approximation, bootstrap approximation, and the size of the test. We apply the method to ANOVA problems on functional data and sparse count data. Numerical studies via simulated and real data show that the proposed method has large power when the alternatives are not too dense, and also performs comparably when the alternatives are dense.

1 Introduction

The problem of detecting significant differences among the means of multivariate populations, known as MANOVA, is of central importance in a myriad of statistical applications. However, classical approaches to MANOVA are only intended to handle low-dimensional settings where the number of covariates is much smaller than the sample size — which is a crucial limitation in modern high-dimensional data analysis. As a result of this issue, the challenge of finding new approaches to MANOVA that can succeed in high dimensions has developed into a major line of research. For example, the special case high-dimensional two-sample testing has been investigated by [Bai and Saranadasa \(1996\)](#); [Chen and Qin \(2010\)](#); [Lopes et al. \(2011\)](#); [Cai et al. \(2014\)](#); [Xu et al. \(2016\)](#); [Zhang and Pan \(2016\)](#); [Zhang et al. \(2019\)](#) under the condition that populations have a common

*Department of Statistics and Applied Probability, National University of Singapore

[†]Department of Statistics, University of California, Davis

Keyword: Hypothesis testing, Gaussian approximation, mean function, physical activity, Poisson data, simultaneous confidence intervals.

covariance matrix, while procedures designed by [Feng and Sun \(2015\)](#); [Feng et al. \(2015\)](#); [Gregory et al. \(2015\)](#); [Städler and Mukherjee \(2016\)](#); [Chang et al. \(2017\)](#); [Xue and Yao \(2020\)](#) do not require common covariance. For the more general multiple-sample problem, methods and theory were studied by [Fujikoshi et al. \(2004\)](#); [Srivastava and Fujikoshi \(2006\)](#); [Schott \(2007\)](#); [Yamada and Srivastava \(2012\)](#); [Srivastava and Kubokawa \(2013\)](#); [Cai and Xia \(2014\)](#); [Zhang et al. \(2017\)](#); [Bai et al. \(2018\)](#); [Li et al. \(2018\)](#) when the populations share common covariance structure, while [Zhang and Xu \(2009\)](#); [Yamada and Himeno \(2015\)](#); [Li et al. \(2017\)](#); [Hu et al. \(2017\)](#); [Zhou et al. \(2017\)](#); [Zhang et al. \(2018\)](#) eliminated the requirement of common covariance. Among these works, [Chang et al. \(2017\)](#); [Zhang et al. \(2018\)](#); [Xue and Yao \(2020\)](#) take the bootstrap approach based on [Chernozhukov et al. \(2013\)](#) or [Chernozhukov et al. \(2017\)](#), in contrast with others that are based on the asymptotic formulas.

It is not uncommon that variances of variables are in different scales and exhibit certain decay pattern. As an example, consider a multinomial model of p categories, and without loss of generality, assume that the probability π_j of the j th category is nonincreasing. As the probabilities π_j are summed to one, the variance $\sigma_j^2 = \pi_j(1 - \pi_j)$ of the j th category must decay at the rate at least j^{-1} . Additional examples that are also demonstrated in [Lopes et al. \(2020\)](#) include data for which principal component analysis is applicable and generalized Fourier coefficients of functional data. When there is such variance decay, [Lopes et al. \(2020\)](#) shows that the convergence rates of the Gaussian approximation and bootstrap approximation to the maximum statistic $\max_{1 \leq j \leq p} \sqrt{n}(\bar{X} - \mu)/\sigma_j^\tau$ are nearly parametric and free of the dimension, where $\tau \in [0, 1)$, and \bar{X} is the sample mean of n independent and identically distributed random vectors whose mean is μ and whose variance is σ_j in the j th coordinate. Remarkably, this rate remains valid even when the decay is very weak, i.e., $\sigma_j \asymp j^{-\alpha}$ for an arbitrarily small $\alpha > 0$. An intuitive explanation for this faster rate relative to [Chernozhukov et al. \(2013\)](#) is that, the maximum is unlikely to be realized among those coordinates whose corresponding variances are relatively small, thanks to the decay. The parameter τ , strictly less than 1, is introduced to offset the explosion of $1/\sigma_j$ caused by the decay. In this paper, we further explore the decay for the high-dimensional MANOVA problem.

We consider a general setting involving $G \geq 2$ populations with mean vectors $\mu_1, \dots, \mu_G \in \mathbb{R}^p$. For any collection of ordered pairs \mathcal{P} taken from the set $\{(g, h) : 1 \leq g < h \leq G\}$, the hypothesis testing problem of interest is

$$\mathbf{H}_0 : \mu_g = \mu_h \text{ for all } (g, h) \in \mathcal{P} \quad \text{versus} \quad \mathbf{H}_a : \mu_g \neq \mu_h \text{ for some } (g, h) \in \mathcal{P}. \quad (1)$$

Our strategy is to construct simultaneous confidence intervals for the differences $\mu_g - \mu_h$ for all pairs in \mathcal{P} via bootstrapping a maximum-type statistic related to $\mu_g - \mu_h$ across all coordinates and all pairs. In addition, we adopt the idea of partial standardization developed in [Lopes et al. \(2020\)](#)

to take advantage of the variance decay. This differs from the aforementioned bootstrapping-based methods (e.g., [Chang et al., 2017](#); [Zhang et al., 2018](#); [Xue and Yao, 2020](#)) that do not exploit the decay, and in addition, the first two consider only one- and/or two-sample problems, and the last one considers only the standard “global null hypothesis” $\mu_1 = \dots = \mu_G$.

The proposed method has the following features.

- There is flexibility in the null hypothesis. In addition to the standard “global null hypothesis” $\mu_1 = \dots = \mu_G$, which corresponds to choosing $\mathcal{P} = \{(g, h) : 1 \leq g < h \leq G\}$, we can also test more specific hypotheses like $\mu_1 = \mu_2$ and $\mu_3 = \mu_4$, which corresponds to $\mathcal{P} = \{(1, 2), (3, 4)\}$. In general, whenever \mathcal{P} contains more than one pair, traditional methods often require two or more separate tests to be performed. In turn, this requires extra adjustments to be made for multiple comparisons, which often has a negative impact on power. Indeed, the effect of multiplicity can be severe, because the number of pairs $|\mathcal{P}|$ may grow quadratically as a function of G , as in the case of the global null hypothesis with $|\mathcal{P}| = G(G - 1)/2$.
- The proposed method performs the test via constructing simultaneous confidence intervals (SCI) for the differences $\mu_g - \mu_h$ indexed by $(g, h) \in \mathcal{P}$. Such SCIs are also valuable in their own right (regardless of the outcome of the hypothesis test), because they provide quantitative information about the separation of the mean vectors μ_1, \dots, μ_G .
- When the null hypothesis is rejected, our approach can immediately identify which pairs of populations have significantly different means without additional tests, in contrast with the aforementioned traditional methods.
- Like [Chang et al. \(2017\)](#); [Zhang et al. \(2018\)](#); [Xue and Yao \(2020\)](#) that are based on bootstrapping, we do not require the ratio of the sample sizes of any pair of populations to converge.
- Contrasting with the test procedures of [Chang et al. \(2017\)](#); [Zhang et al. \(2018\)](#) for which the convergence rates for the size are not established, and the procedure of [Xue and Yao \(2020\)](#) for which the convergence rate is at most $\sqrt{\log p}/n^{1/6}$, our approach is shown to enjoy a nearly-parametric rate of convergence, and under a mild condition on the population distributions, the rate is free of the dimension p , if the decay is exploited.

For demonstration, we apply the proposed procedure to ANOVA on functional data and sparse count data. Functional data are commonly encountered in practical data analysis, and there is a vast literature. For a comprehensive treatment on these subjects, we recommend the monographs [Ramsay and Silverman \(2005\)](#); [Ferraty and Vieu \(2006\)](#); [Horváth and Kokoszka \(2012\)](#); [Zhang \(2013\)](#); [Hsing and Eubank \(2015\)](#); [Kokoszka and Reimherr \(2017\)](#) and review papers [Wang et al. \(2016\)](#); [Aneiros et al. \(2019\)](#). Unlike the sparse count data which are vectors and thus to which general high-dimensional procedures are applicable, for functional data, specialized methods are required to

perform ANOVA. Various such methods have been proposed in the literature, including the pointwise F -test documented in (Ramsay and Silverman, 2005) (p.227), the integrated F -test proposed by Shen and Faraway (2004), Zhang (2011) and Zhang (2013), Globalization of the pointwise F -test by Zhang and Liang (2014), HANOVA method by Fan and Lin (1998), L^2 norm based methods by Faraway (1997) and Zhang and Chen (2007), and empirical likelihood ratio by Chang and McKeague (2020a). Resampling methods were also considered, such as Zhang (2013) and Paparoditis and Sapatinas (2016).

Although our approach makes use of the techniques and some results developed in Lopes et al. (2020), the question of how to adapt these results to the multiple-sample setting is far from obvious. The major obstacle encountered is that, unlike Lopes et al. (2020), the max statistic (2) considered in our setting is not the maximum of an average of independent vectors. This prevents us from directly applying Bentkus (2003) or its generalized version Bentkus (2005) which requires independence and is one of the key tools in Lopes et al. (2020). Circumvention of this difficulty requires a more delicate transformation of the statistic into the maximum of the average of some independent random vectors that are further transformed from the data; see Proposition A.1 in Supplementary material for details. The intuition behind such transformation is that, although there are $|\mathcal{P}|$ (often larger than G) pairs to be tested, in total there are only G populations to be compared from which G independent samples are drawn. In addition, unlike Lopes et al. (2020), our theory, specifically, Theorem 3.4, accommodates the practice that the variances σ_j^2 are often unknown and are estimated from data. As these quantities appear as a denominator, handle of them is rather challenging and requires us to establish a nontrivial bound on the estimation error of $\hat{\sigma}_j$ uniformly over all coordinates and groups under certain continuity assumption on the distribution of the data; see Lemma E.10 in Supplementary Material for details.

We structure the rest of the paper as follows. In Section 2 we detail the proposed test procedure. In Section 3 we first establish a general theory of bootstrapping max statistics under a multiple-sample setting, and then apply it to derive the convergence rate of the empirical size and establish the consistency of the proposed test. Application to functional ANOVA is provided in Section 4, and to sparse count data in Section 5.

2 High-dimensional multiple-sample test

Consider G independent groups, for the g th one of which, there are n_g i.i.d. p -dimensional observations $X_{g,1}, \dots, X_{g,n_g}$ of mean $\mu_g \in \mathbb{R}^p$. Our goal is to use such data to test the hypothesis in (1).

To motivate our approach, consider two-sample test in the classic setting that corresponds to our special case $p = 1$ and $G = 2$, and thus $g = 1$ and $h = 2$. The classic statistic given by $T =$

$\{(\bar{X}_g - \mu_g) - (\bar{X}_h - \mu_h)\} / \sqrt{\text{var}(\bar{X}_g - \bar{X}_h)}$ asymptotically follows a standard Gaussian distribution, where $\bar{X}_g = n_g^{-1} \sum_{i=1}^{n_g} X_{g,i}$ denotes the sample mean of the g th group for $g = 1, 2$. Based on such statistic, a confidence interval can be built for the difference $\mu_g - \mu_h$ of means. In turn, the confidence interval can be used to perform the classic two-sample hypothesis. When $p > 1$, one can consider a simultaneous confidence interval for $\mu_g - \mu_h \in \mathbb{R}^p$, for instance, via the distribution of the following max statistic

$$M'(g, h) = \max_{1 \leq j \leq p} \frac{\{\bar{X}_g(j) - \mu_g(j)\} - \{\bar{X}_h(j) - \mu_h(j)\}}{\sqrt{\text{var}(\bar{X}_g(j) - \bar{X}_h(j))}},$$

where $\bar{X}_g(j)$ denotes the j th coordinate of \bar{X}_g . For the general case that $G \geq 2$, it is natural to consider the following max statistic

$$M' = \max_{(g,h) \in \mathcal{P}} M'(g, h).$$

To motivate the discussion that follows, we equivalently rewrite the statistic $M'(g, h)$ by

$$M'(g, h) = \max_{1 \leq j \leq p} \left(\sqrt{\frac{n_h}{n_g + n_h}} \frac{S_{g,j}}{\sigma_{g,h,j}} - \sqrt{\frac{n_g}{n_g + n_h}} \frac{S_{h,j}}{\sigma_{g,h,j}} \right),$$

where $S_g = n_g^{-1/2} \sum_{i=1}^{n_g} (X_{g,i} - \mu_g)$, $S_{g,j}$ denotes the j th coordinate of the vector S_g , and $\sigma_{g,h,j}^2 = \{n_h \text{var}(X_g(j)) + n_g \text{var}(X_h(j))\} / (n_g + n_h)$. Motivated by [Lopes et al. \(2020\)](#), when the variances $\sigma_{g,h,j}^2$ exhibit a decay pattern, it is beneficial to adopt the partial standardization by considering the statistic

$$M(g, h) = \max_{1 \leq j \leq p} \left(\sqrt{\frac{n_h}{n_g + n_h}} \frac{S_{g,j}}{\sigma_{g,h,j}^\tau} - \sqrt{\frac{n_g}{n_g + n_h}} \frac{S_{h,j}}{\sigma_{g,h,j}^\tau} \right),$$

and

$$M = \max_{(g,h) \in \mathcal{P}} M(g, h), \tag{2}$$

where $\tau \in [0, 1)$ is a parameter that may be tuned to maximize power. As M is the maximum of several random variables that are in turn coordinate-wise maximum of a random vector, it is difficult to derive its distribution. This difficulty, fortunately, can be circumvented efficiently by bootstrapping, as follows.

Let $\hat{\Sigma}_g = n_g^{-1} \sum_{i=1}^{n_g} (X_{g,i} - \bar{X}_g)(X_{g,i} - \bar{X}_g)^\top$ be the sample covariance of the g th group. Define the bootstrap version of S_g by $S_g^* \sim N(0, \hat{\Sigma}_g)$. The bootstrapped values of S_g is then used to construct a bootstrap counterpart of $M(g, h)$ given by

$$M^*(g, h) = \max_{1 \leq j \leq p} \left(\sqrt{\frac{n_h}{n_g + n_h}} \frac{S_{g,j}^*}{\hat{\sigma}_{g,h,j}^\tau} - \sqrt{\frac{n_g}{n_g + n_h}} \frac{S_{h,j}^*}{\hat{\sigma}_{g,h,j}^\tau} \right),$$

which further constitutes the bootstrap version of M , defined by

$$M^* = \max_{(g,h) \in \mathcal{P}} M^*(g, h),$$

where $\hat{\sigma}_{g,h,j}^2$ are diagonal elements of $\hat{\Sigma}_{g,h} = \frac{n_h}{n_g+n_h} \hat{\Sigma}_g + \frac{n_g}{n_g+n_h} \hat{\Sigma}_h$. We then note that the distribution of M^* can be obtained by resampling S_g^* from the distribution $N(0, \hat{\Sigma}_g)$ for $g = 1, \dots, G$. Specifically, conditional on the data $X = \{X_{g,i} : 1 \leq g \leq G, 1 \leq i \leq n_g\}$, we generate $B \geq 1$ independent samples of (S_1^*, \dots, S_G^*) , and for each such sample, we obtain an observation of M^* . The quantile function $\hat{q}_M(\cdot)$ of the generated sampled of B observations of M^* serves as an estimate of the quantile function $q_M(\cdot)$ of M .

Analogously, we define the min statistic

$$L(g, h) = \min_{1 \leq j \leq p} \left(\sqrt{\frac{n_h}{n_g+n_h}} \frac{S_{g,j}}{\hat{\sigma}_{g,h,j}^\tau} - \sqrt{\frac{n_g}{n_g+n_h}} \frac{S_{h,j}}{\hat{\sigma}_{g,h,j}^\tau} \right)$$

and

$$L = \min_{(g,h) \in \mathcal{P}} M(g, h),$$

and their bootstrap counterparts

$$L^*(g, h) = \min_{1 \leq j \leq p} \left(\sqrt{\frac{n_h}{n_g+n_h}} \frac{S_{g,j}^*}{\hat{\sigma}_{g,h,j}^\tau} - \sqrt{\frac{n_g}{n_g+n_h}} \frac{S_{h,j}^*}{\hat{\sigma}_{g,h,j}^\tau} \right)$$

and

$$L^* = \min_{(g,h) \in \mathcal{P}} L^*(g, h).$$

Similarly, the quantile function of L^* can be obtained by drawing samples from the distributions $N(0, \hat{\Sigma}_g)$.

Finally, the $1 - \varrho$ two-sided simultaneous confidence intervals (SCI) for the j th coordinate of $\mu_g - \mu_h$ for $j = 1, \dots, p$, $(g, h) \in \mathcal{P}$ are given by

$$\text{SCI}(g, h, j) = \left[\bar{X}_g(j) - \bar{X}_h(j) - \frac{\hat{q}_M(1-\varrho/2) \hat{\sigma}_{g,h,j}^\tau}{\sqrt{n_{g,h}}} , \bar{X}_g(j) - \bar{X}_h(j) - \frac{\hat{q}_L(\varrho/2) \hat{\sigma}_{g,h,j}^\tau}{\sqrt{n_{g,h}}} \right], \quad (3)$$

where $n_{g,h} := n_g n_h / (n_g + n_h)$ denotes the harmonic sample size of the g th and h th groups. With the constructed SCIs above, we perform the test in (1) by rejecting the null hypothesis at the significance level ϱ if $0 \in \text{SCI}(g, h, j)$ for some (g, h, j) . One-sided SCIs can be constructed and one-sided hypothesis test can be conducted in a similar fashion. For the testing problem (1), it is often desirable to obtain the p -value, which is computable by finding the largest value of ϱ that makes all SCIs in (3) contain zero.

In practice, one needs to determine a value for the parameter τ . Although in the next section it is

shown that any fixed value in $[0, 1)$ gives rise to the same asymptotic behavior of the proposed test, a data-driven method might be employed to optimize the empirical power. To this end, we propose to select the value of τ that yields the smallest p -value while keeps the size at the nominal level. For a given value of τ , the corresponding p -value can be obtained by the aforementioned method. To estimate the corresponding empirical size, we propose the following resampling approach. First, the data are centered within each group, so that the null hypothesis holds for the centered data. For each group, a new sample of the same size is generated by resampling the original dataset with replacement. Then the proposed test is applied on the new samples. This process is repeated several times, for example, 100 times, and the empirical size is estimated by the proportion of the resampled datasets that lead to rejecting the null hypothesis. To tackle the incurred additional computation, one can leverage the two levels of parallelism of our algorithm, by observing that each candidate value of τ in a grid can be examined in parallel, and for a given τ , all the subsequent computations are parallel. Therefore, the proposed method is scalable with modern cloud or cluster computing.

3 Theory

3.1 Bootstrapping max statistics for multiple samples

We start with some remarks on notation. The identity matrix of size $p \times p$ is denoted by I_p . For a fixed/deterministic vector $v \in \mathbb{R}^p$, and $r > 0$, we write $\|v\|_r = (\sum_{j=1}^p |v_j|^r)^{1/r}$. If $\xi \in \mathbb{R}$ is a random scalar, then we write $\|\xi\|_r = \mathbb{E}(|\xi|^r)^{1/r}$. The ψ_1 -Orlicz norm of a random variable ξ is denoted and defined by $\|\xi\|_{\psi_1} = \inf\{t > 0 : \mathbb{E}[\exp(|\xi|/t)] \leq 2\}$. If a_n and b_n are two sequences of non-negative real numbers, then $a_n \lesssim b_n$ represents that there is a constant $c > 0$ not depending on n , such that $a_n \leq cb_n$ for all n . Also, the notation $a_n \asymp b_n$ means that $a_n \lesssim b_n$ and $b_n \lesssim a_n$ simultaneously. In addition, $a_n \wedge b_n = \min\{a_n, b_n\}$ and $a_n \vee b_n = \max\{a_n, b_n\}$. We allow symbols such as c to denote positive absolute constants whose value may change at each occurrence.

The main results developed in the sequel are formulated in terms of a sequence of models indexed by the integer $n := \min\{n_1, \dots, n_G\}$. In particular, each of the G populations may depend on n , and we allow $p = p(n)$ to grow with n .

Assumption 1 (Data-generating model).

- (i) For each $g = 1, \dots, G$, there exists a vector $\mu_g = \mu_g(n) \in \mathbb{R}^p$ and a positive semi-definite matrix $\Sigma_g = \Sigma_g(n) \in \mathbb{R}^{p \times p}$, such that the observations $X_{g,1}, \dots, X_{g,n_g} \in \mathbb{R}^p$ are generated as $X_{g,i} = \mu_g + \Sigma_g^{1/2} Z_{g,i}$ for each $1 \leq i \leq n_g$, where the random vectors $Z_{g,1}, \dots, Z_{g,n_g} \in \mathbb{R}^p$ are i.i.d.
- (ii) There is an absolute constant $c_0 > 0$, such that for each $g \in \{1, \dots, G\}$, the random vector $Z_{g,1}$ satisfies $\mathbb{E}Z_{g,1} = 0$ and $\mathbb{E}(Z_{g,1}Z_{g,1}^\top) = I_p$, as well as $\sup_{\|u\|_2=1} \|Z_{g,1}^\top u\|_{\psi_1} \leq c_0$.

In the above assumption, the mean vectors μ_g and covariance matrices Σ_g are allowed to vary with the sample size n_g . In addition, the random vectors $Z_{g,1}, \dots, Z_{g,n_g}, \dots, Z_{G,1}, \dots, Z_{G,n_G}$ across different populations are independent, and $Z_{1,1}, \dots, Z_{G,1}$ may have different distributions.

To state the next assumption, for $d \in \{1, \dots, p\}$, we use $\mathcal{J}_g(d)$ to denote a set of indices corresponding to the d largest values among $\sigma_{g,1}, \dots, \sigma_{g,p}$. In addition, let $R_g(d) \in \mathbb{R}^{d \times d}$ denote the correlation matrix of the random variables $\{X_{g,1}(j) : j \in \mathcal{J}_g(d)\}$. Lastly, let $a \in (0, 1/2)$ be a constant fixed with respect to n_1, \dots, n_G , and define the integers ℓ_g and k_g according to

$$\ell_g = \lceil (1 \vee \log^3 n_g) \wedge p \rceil,$$

$$k_g = \lceil (\ell_g \vee n_g^{\frac{1}{\log(n_g)^a}}) \wedge p \rceil.$$

Assumption 2 (Structural assumptions).

- (i) The parameters $\sigma_{g,1}, \dots, \sigma_{g,p}$ are positive, and there are positive constants α , c_1 , and $c_\circ \in (0, 1)$, not depending on G , p and n_1, \dots, n_G , such that

$$\sigma_{g,(j)} \leq c_1 j^{-\alpha} \quad \text{for all } j \in \{k_g, \dots, p\},$$

$$\sigma_{g,(j)} \geq c_\circ j^{-\alpha} \quad \text{for all } j \in \{1, \dots, k_g\}.$$

- (ii) There exists a constant $\epsilon_0 \in (0, 1)$, not depending on G , p and n_1, \dots, n_G , such that for $g = 1, \dots, G$,

$$\max_{i \neq j} R_{g,i,j}(\ell_g) \leq 1 - \epsilon_0,$$

where $R_{g,i,j}(\ell_g)$ denotes the (i, j) entry of the matrix $R_g(\ell_g)$. Also, for $g = 1, \dots, G$, the matrix $R_g^+(\ell_g)$ with (i, j) entry given by $\max\{R_{g,i,j}(\ell_g), 0\}$ is positive semi-definite. Moreover, there is a constant $C > 0$, not depending on G , p and n_1, \dots, n_G , such that for $g = 1, \dots, G$,

$$\sum_{1 \leq i < j \leq \ell_g} R_{g,i,j}^+(\ell_g) \leq C \ell_g.$$

The above two assumptions are the multiple-sample analogy of the assumptions in [Lopes et al. \(2020\)](#), in which examples of correlation matrices satisfying the above condition can be also found. The following assumption imposes certain constraint on the parameter τ and the sample sizes n_1, \dots, n_G .

Assumption 3. $(1 - \tau)\sqrt{\log n} \gtrsim 1$ and $c_2 \leq \frac{n_g}{n_g + n_h} \leq c_3$ for all $g, h \in \{1, \dots, G\}$ and for some absolute constants $0 < c_2 \leq c_3 < 1$, where $n = \min\{n_1, \dots, n_G\}$. Also, $\max\{G, |\mathcal{P}|\} \lesssim e^{\sqrt{\log n}}$.

In the above assumption, different choices of τ can be made for different pairs of indices (g, h) .

For simplicity, here we only consider the case that τ is identical among all pairs. In addition, τ is allowed to approach to 1 at a slow rate. We emphasize that, although n_1, \dots, n_G are required to be of the same order, their ratios do not have to converge to certain limits. In contrast, such convergence condition is required by the test procedures that are surveyed in Section 1 and are based on the limit distribution of test statistics rather than relying on bootstrapping. Also, the number G of populations and the number of pairs to be tested are allowed to grow with the sample sizes, at the rate $e^{\sqrt{\log n}} \gg \log^b n$ for any fixed $b > 0$.

Let $\tilde{S}_g \sim N(0, \Sigma_g)$ and define the Gaussian counterparts of the partially standardized statistics $M(g, h)$ and M according to

$$\tilde{M}(g, h) = \max_{1 \leq j \leq p} \left(\sqrt{\frac{n_h}{n_g + n_h}} \frac{\tilde{S}_{g,j}}{\sigma_{g,h,j}^\tau} - \sqrt{\frac{n_g}{n_g + n_h}} \frac{\tilde{S}_{h,j}}{\sigma_{g,h,j}^\tau} \right),$$

and

$$\tilde{M} = \max_{(g,h) \in \mathcal{P}} \tilde{M}(g, h).$$

The following two theorems, whose proofs can be found in the online Supplementary Material, extend the Gaussian and bootstrap approximation results in Lopes et al. (2020) to a multiple-sample setting, where d_K denotes the Kolmogorov distance, defined by $d_K(\mathcal{L}(U), \mathcal{L}(V)) = \sup_{t \in \mathbb{R}} |\mathbb{P}(U \leq t) - \mathbb{P}(V \leq t)|$ for generic random variables U and V . As discussed in the introduction, such extension is technically nontrivial.

Theorem 3.1 (Gaussian approximation). *Fix any number $\delta \in (0, 1/2)$, and suppose that Assumptions 1–3 hold. Then*

$$d_K(\mathcal{L}(M), \mathcal{L}(\tilde{M})) \lesssim n^{-\frac{1}{2} + \delta}.$$

Theorem 3.2 (Bootstrap approximation). *Fix any number $\delta \in (0, 1/2)$, and suppose that Assumptions 1–3 hold. Then, there is a constant $c > 0$, not depending on G , $|\mathcal{P}|$, p and n_1, \dots, n_G , such that the event*

$$d_K(\mathcal{L}(\tilde{M}), \mathcal{L}(M^*|X)) \leq cn^{-\frac{1}{2} + \delta}$$

occurs with probability at least $1 - cn^{-1}$, where $\mathcal{L}(M^|X)$ represents the distribution of M^* conditional on the observed data.*

3.2 High-dimensional MANOVA

We first analyze the power of the test procedure in Section 2. It is seen that the power of the test depends on the width of the constructed SCIs. The proof of the following theorem, as well as other theorems in this subsection, can be found in the online Supplementary Material.

Theorem 3.3. *If Assumptions 1–3 hold, then*

(i) for any fixed $\varrho \in (0, 1)$, we have $|q_{M^*}(\varrho)| \leq c \log^{1/2} n$ with probability at least $1 - cn^{-1}$, where c is a constant not depending on G , $|\mathcal{P}|$, p and n_1, \dots, n_G , and

(ii) for some constant $c > 0$ not depending on G , $|\mathcal{P}|$, p and n_1, \dots, n_G , one has

$$\Pr \left(\max_{(g,h) \in \mathcal{P}} \max_{1 \leq j \leq p} \hat{\sigma}_{g,h,j}^2 < 2\sigma_{\max}^2 \right) \geq 1 - cn^{-1},$$

where $\sigma_{\max} = \max\{\sigma_{g,j} : 1 \leq j \leq p, 1 \leq g \leq G\}$.

Consequently, if $\mu_o = \max_{(g,h) \in \mathcal{P}} \max_{1 \leq j \leq p} |\mu_{g,j} - \mu_{h,j}| \gtrsim \sigma_{\max} n^{-1/2} \log^{1/2} n$, then the null hypothesis will be rejected with probability tending to one.

To analyze the size, we observe that when we construct the SCIs, we use $\hat{\sigma}_{g,h,j}$ instead of $\sigma_{g,h,j}$. This requires us to quantify the distance of the distributions of M and

$$\hat{M} = \max_{(g,h) \in \mathcal{P}} \hat{M}(g, h), \quad (4)$$

where

$$\hat{M}(g, h) = \max_{1 \leq j \leq p} \left(\sqrt{\frac{n_h}{n_g + n_h}} \frac{S_{g,j}}{\hat{\sigma}_{g,h,j}^\tau} - \sqrt{\frac{n_g}{n_g + n_h}} \frac{S_{h,j}}{\hat{\sigma}_{g,h,j}^\tau} \right). \quad (5)$$

To this end, let $F_{g,j}$ denote the cumulative distribution function of the standardized random variable $\{X_{g,1}(j) - \mu_{g,j}\}/\sigma_{g,j}$. We require the following mild condition on the distribution of the standardized observations.

Assumption 4. *There are constant $\nu \in (0, \infty)$, such that, for any $\epsilon > 0$, for all $g = 1, \dots, G$ and $j = 1, \dots, p$, $F_{g,j}(x + r) - F_{g,j}(x - r) \leq \epsilon r^\nu$ for all $r \in [0, r_\epsilon)$ and $x \in \mathbb{R}$, where $r_\epsilon < \infty$ is dependent only on ϵ .*

The above condition is essentially equivalent to that the distribution functions $F_{g,j}$ are collectively Hölder continuous, with a Hölder constant ν that is fixed but could be arbitrarily small. The assumption is satisfied if each of the distributions $F_{g,j}$ has a density function that is collectively bounded (when G is finite, simply bounded). However, it is much weaker than this, as it could hold even when the distributions do not have a density function or the density function is unbounded.

Theorem 3.4. *Fix any number $\delta \in (0, 1/2)$, and suppose that Assumptions 1–4 hold. Then*

$$d_K(\mathcal{L}(\hat{M}), \mathcal{L}(M)) \lesssim n^{-\frac{1}{2} + \delta}.$$

With the triangle inequality, the above theorem together with Theorem 3.1 and 3.2 implies that, with probability at least $1 - cn^{-1}$, $d_K(\mathcal{L}(\hat{M}), \mathcal{L}(M^* | X)) \leq cn^{-\frac{1}{2} + \delta}$, for some constant not depending on p and n_1, \dots, n_G . This eventually allows us to quantify the convergence rate of the size of the

test, as follows. Let $\text{SIZE}(\varrho)$ be the probability that \mathbf{H}_0 is rejected when $\mu_1 = \dots = \mu_G$ and the significance level is set to ϱ . The following theorem, which is a direct consequence of Theorem 3.1–3.4, asserts that the size of the test is asymptotically correctly controlled at the rate $n^{-1/2+\delta}$ with high probability.

Theorem 3.5. *Fix any number $\delta \in (0, 1/2)$, and suppose that Assumptions 1–4 hold. Then, for some constant $c > 0$ not depending on G , $|\mathcal{P}|$, p and n_1, \dots, n_G , with probability at least $1 - cn^{-1}$, $|\text{SIZE}(\varrho) - \varrho| \leq cn^{-1/2+\delta}$.*

Remark. In Theorems 3.4 and 3.5, Assumption 4 can be replaced with the condition $n^{-1/2} \log^3 p \ll 1$ which then imposes an upper bound on the growth rate of p relative to n .

4 Application to functional ANOVA

To set the stage, let \mathcal{H} be a separable Hilbert space, and Y second-order random elements with mean element $\mu \in \mathcal{H}$, i.e., $\mathbb{E}\|Y\|_{\mathcal{H}}^2 < \infty$, where $\|\cdot\|_{\mathcal{H}}$ denotes the norm of the Hilbert space \mathcal{H} . In our context, the random element Y represents the prototype of the observed functional data in a population. Commonly considered Hilbert spaces in the area of functional data analysis include reproducing kernel Hilbert spaces and the space $\mathcal{L}^2(\mathcal{T})$ of squared integrable functions defined on a domain \mathcal{T} . The purpose of one-way functional ANOVA is to test the hypothesis

$$\mathbf{H}_0 : \mu_1 = \dots = \mu_G \tag{6}$$

given data $Y_{g,1}, \dots, Y_{g,n_g}$ i.i.d. sampled from Y_g for each $g = 1, \dots, G$, where $\mu_g \in \mathcal{H}$ is the mean element of Y_g .

Let ϕ_1, ϕ_2, \dots be an orthonormal basis of \mathcal{H} . We represent each μ_g in terms of such basis, i.e., $\mu_g = \sum_{j=1}^{\infty} u_{g,j} \phi_j$, where $u_{g,j}$ are generalized Fourier coefficients. Then, the hypothesis (6) is equivalent to the statement that $u_{g,j} = u_{h,j}$ for all $j \geq 1$ and all $1 \leq g < h \leq G$. Empirically, we choose a large integer $p \geq 1$ and test whether the vectors $u_g \equiv (u_{g,1}, \dots, u_{g,p})$ are equal for $g = 1, \dots, G$. This precisely the hypothesis test problem introduced in Section 2. Below we assess this method by numerical simulations, and compare it with three popular methods in the literature, namely, the L^2 based method (L2) (Faraway, 1997; Zhang and Chen, 2007), F -statistic based method (F) (Shen and Faraway, 2004; Zhang, 2011) and the global pointwise F test (GPF) (Zhang and Liang, 2014) that are reviewed in the introduction and implemented by Górecki and Smaga (2019).

In the simulation study, we take $\mathcal{H} = \mathcal{L}^2([0, 1])$, and consider four families of mean functions, parameterized by $\theta \in [0, 1]$, which are

$$\text{(M1)} \quad \mu_g(t) = 1/2 + \theta g \sum_{j=1}^{10} j^{-2} \{\sin(2j\pi t) + \cos(2j\pi t)\}/40,$$

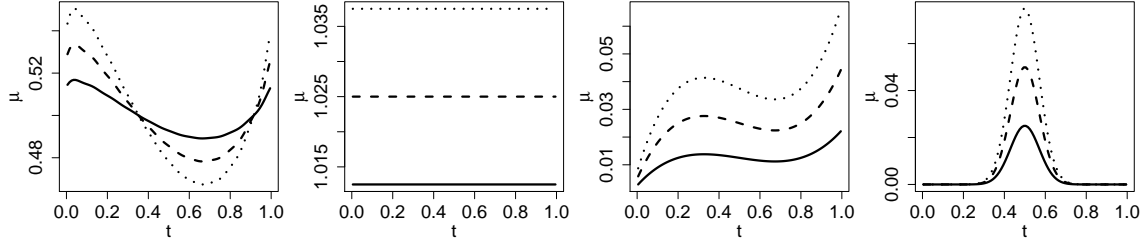


Figure 1: Mean functions μ_1 (solid), μ_2 (dashed) and μ_3 (dotted) with $\theta = 0.5$ for families (M1) (top-left), (M2) (top-right), (M3) (bottom-left) and (M4) (bottom-right).

$$\textbf{(M2)} \quad \mu_g(t) = 1 + \theta g/40,$$

$$\textbf{(M3)} \quad \mu_g(t) = \theta g \{1 + (10t - 2)(10t - 5)(10t - 8)\}/40,$$

$$\textbf{(M4)} \quad \mu_g(t) = \theta g \exp\{-(x - 1/2)^2/100\},$$

for $g = 1, \dots, 3$. It is seen that, μ_1, μ_2, μ_3 are identical when $\theta = 0$, and differ from each other when $\theta \neq 0$. These families are shown in Figure 1. Among them, the families (M1) and (M2) represent “sparse alternative” in the frequency domain in the sense that the Fourier coefficients of the mean functions differ most in the first few leading ones when the alternative is true, i.e., when $\theta \neq 0$. In contrast, the family (M3) represents “dense alternative” in the frequency domain. In addition, when $\theta \neq 0$, all of the families (M1)–(M3) are dense in the time domain. In particular, the alternatives in (M2) are uniformly dense in the time domain, in that the differences of the mean functions among groups are nonzero and uniform in $t \in \mathcal{T} = [0, 1]$. Thus, the families (M1)–(M3) favor the integral-based methods such as the L2, F and GPF tests, as these methods integrate certain statistics over the time domain. In contrast, the alternatives in the last family (M4) are sparse in the time domain.

We sample each observed function from $\mu_g(\cdot) + W_g(\cdot)$, and consider two different settings for the centered random processes W_g . In the first one that is referred to as the “common covariance”, the random processes of all groups are Gaussian with the following common Matérn covariance function

$$\mathcal{C}(s, t) = \sigma^2 \frac{25}{10} \frac{2^{1-\nu}}{\Gamma(\nu)} (\sqrt{2\nu}|s - t|)^\nu K_\nu(\sqrt{2\nu}|s - t|), \quad (7)$$

where Γ is the gamma function, K_ν is the modified Bessel function of the second kind, σ is set to $1/4$, and ν is set to $1/2$. In the second scenario that is referred to as “different covariance”, the groups have different covariance functions, as follows. For the first group, the random process is the Gaussian process with the Matérn covariance function (7). For the second group, the process is the Wiener process with dispersion $\sigma = 0.1$, i.e., the Gaussian process with the covariance function $\mathcal{C}(s, t) = \sigma^2 \min(s, t)$. For the third group, we set $W_3(\cdot) = \sum_{j=1}^{51} \xi_j B_j(\cdot)/20$, where $B_1(t) \equiv 1$, $B_{2j} = \sin(2j\pi t)$ and $B_{2j+1} = \cos(2j\pi t)$, and ξ_j follows a uniform distribution on $[-j^{-2}\sqrt{3}, j^{-2}\sqrt{3}]$. Therefore, the

Table 1: Empirical size of functional ANOVA

| | | (n_1, n_2, n_3) | proposed | L2 | F | GPF |
|-----------|----|-------------------|----------|------|------|------|
| common | M1 | 50,50,50 | .047 | .053 | .046 | .049 |
| | | 30,50,70 | .054 | .053 | .049 | .052 |
| | M2 | 50,50,50 | .052 | .064 | .058 | .062 |
| | | 30,50,70 | .056 | .050 | .044 | .050 |
| | M3 | 50,50,50 | .050 | .052 | .046 | .048 |
| | | 30,50,70 | .055 | .061 | .056 | .060 |
| | M4 | 50,50,50 | .047 | .056 | .055 | .054 |
| | | 30,50,70 | .038 | .044 | .038 | .040 |
| different | M1 | 50,50,50 | .050 | .050 | .042 | .050 |
| | | 30,50,70 | .057 | .041 | .039 | .058 |
| | M2 | 50,50,50 | .043 | .052 | .046 | .049 |
| | | 30,50,70 | .051 | .042 | .038 | .047 |
| | M3 | 50,50,50 | .042 | .048 | .045 | .048 |
| | | 30,50,70 | .052 | .048 | .042 | .052 |
| | M4 | 50,50,50 | .052 | .046 | .042 | .040 |
| | | 30,50,70 | .052 | .041 | .037 | .048 |

samples in the third group are not Gaussian.

We set the significance level at $\varrho = 0.05$ and consider the case of balanced sampling with $n_1 = n_2 = n_3 = 50$ and imbalanced sampling with $(n_1, n_2, n_3) = (30, 50, 70)$. To apply our method, we use the aforementioned basis $B_1(t), \dots, B_p(t)$ with $p = 51$. The parameter τ is selected by the method described in Section 2. Each simulation setup is replicated 1000 times independently. The results for the size are summarized in Table 1, from which we see that the empirical size of all methods is fairly close to the nominal level. The performance in terms of power is depicted in Figure 2 for the scenario of common covariance structure. We observe that, when the alternatives are sparse in the frequency domain but not uniformly dense in the time domain, like the case of (M1), or when the alternatives are sparse in the time domain, like the case of (M4), the proposed method outperforms the others by a significant margin. In the other two cases, all methods have almost indistinguishable performance. Similar observations are made for the scenario of different covariance functions based on Figure 3, except that the power of GPF is slightly larger than the other when the sampling is imbalanced in the case of (M2), where the alternatives are uniformly dense in the time domain. In conclusion, the proposed test is powerful against both dense and sparse alternatives in either time or frequency domain, especially in the commonly encountered practical scenario that the alternative is sparse in the time domain or in the frequency domain but not uniformly dense in the time domain.

Now we apply our method to analyze the data collected in Müller et al. (1997) about female Mediterranean fruit flies (*Ceratitis capitata*). Four thousands of cages of female flies were evenly

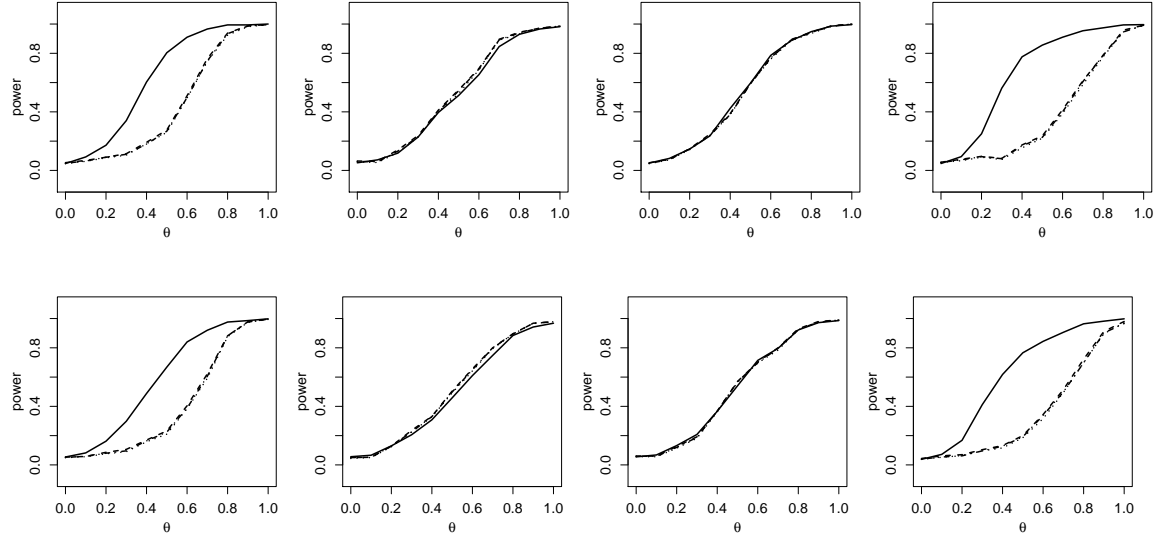


Figure 2: Empirical power of the proposed functional ANOVA (solid), L2 (dashed), F (dotted) and GPF (dotdash) with a common covariance function. Top: from left to right panels are respectively empirical power for families (M1), (M2), (M3) and (M4), when $n_1 = n_2 = n_3 = 50$. Bottom: from left to right panels are respectively empirical power for families (M1), (M2), (M3) and (M4), when $n_1 = 30, n_2 = 50$ and $n_3 = 70$. The performance of L2, F and GPF are almost indistinguishable.

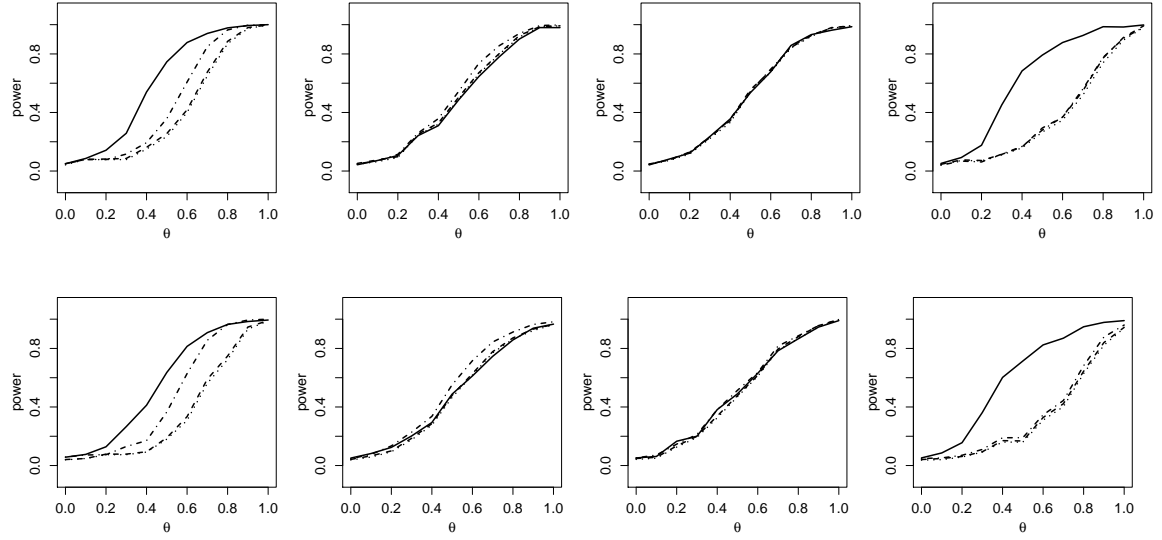


Figure 3: Empirical power of the proposed functional ANOVA (solid), L2 (dashed), F (dotted) and GPF (dotdash) with different covariance functions. Top: from left to right panels are respectively empirical power for families (M1), (M2), (M3) and (M4), when $n_1 = n_2 = n_3 = 50$. Bottom: from left to right panels are respectively empirical power for families (M1), (M2), (M3) and (M4), when $n_1 = 30, n_2 = 50$ and $n_3 = 70$. The performance of L2, F and GPF are almost indistinguishable.

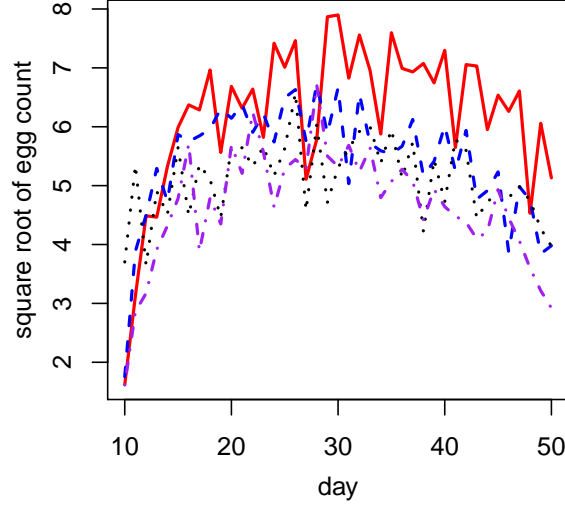


Figure 4: Mean trajectories of the number of eggs laid by female fruit flies in four cohorts.

divided into four cohorts that correspond to different environmental conditions. For each cage, the total number of eggs laid by flies was recorded in each day, and the observed numbers form a trajectory that characterizes the dynamic pattern of egg laying of the female flies in the cage. Our goal is to investigate whether the environmental condition has impact on the egg laying pattern by using the recorded trajectories. As most cages have zero eggs laid in the first few days and the last few days, we only focus on the trajectories recorded between day 10 and day 50. By excluding trajectories with missing data, we then obtain four samples of sizes $n_1 = 146, n_2 = 178, n_3 = 151$ and $n_4 = 121$, respectively. To stabilize variance, we apply square-root transformation to the egg counts.

Our proposed method with the Fourier basis rejects the null hypothesis with p -value less than 10^{-4} . In other words, the mean trajectories of all cohorts are not identical. Specifically, the method shows that, the mean trajectories of the first cohort (represented by the solid line in Figure 4) and the fourth cohort (represented by the dotdash line in Figure 4) are respectively significantly different from the other three. Moreover, we note that the first Fourier coefficient is the daily average of the number of eggs laid. The constructed SCIs suggest that the daily average of the first cohort is different from its counterparts of the other cohorts, and similarly, the daily averages of the second and the fourth cohorts are different. This valuable extra information is obtained without additional hypothesis tests and thus no requirement for correction of multiple comparison that might lower the power of the test.

5 Application to sparse count data

Count data, often modeled by multinomial or Poisson distributions, are common in practice. For the multinomial model, the decay in variance is innate due to the requirement that the sum of the probabilities of all categories is one. For the Poisson distribution, since the variance is equal to the mean, sparseness in the mean then induces decay in the variance. Here, sparseness refers to the situation that either there are only a few nonzero coordinates or the ordered coordinate mean is fast decreasing to zero. For instance, in the field of text mining or information retrieval in which word frequency is an important feature, words in a vocabulary often have drastically different frequencies. In addition, the frequency of words decreases in a rather fast rate from the frequent words to the rare words. For example, for the English language, the ordered word frequency is found to approximately follow the Zipf's law (Zipf, 1949). To assess the application of the proposed method to the sparse Poisson data, we conduct the following simulation study.

We consider three groups, represented by the p -dimensional random vectors X_1 , X_2 , and X_3 . Each random vector X_g follows a multivariate Poisson distribution (Inouye et al., 2017) and is represented by $(W_{g0} + W_{g1}, \dots, W_{g0} + W_{gp})$, where for $g = 1, 2, 3$, W_{g0}, \dots, W_{gp} are independent Poisson random variables with mean $\eta_{g0}, \dots, \eta_{gp} \in \mathbb{R}$, respectively. It is seen that the j th coordinate of X_g follows also a Poisson distribution with mean $\eta_{g0} + \eta_{gj}$. In addition, all coordinates are correlated due to the shared the random variable W_{g0} . In our study, we set $\eta_{g0} = 1$ for $g = 1, 2, 3$, and consider two settings for $\eta_{g1}, \dots, \eta_{gp}$. In the first setting, termed the sparse setting, $\eta_{gj} = (1 + \theta g)j^{-1}$ for $g = 1, 2, 3$ and $j = 1, \dots, p$. In this setting, when $\theta \neq 0$, the difference of the mean in each coordinate decays. In the second one, termed the dense setting, we set $\eta_{gj} = j^{-1} + \theta g/2$, so that the difference of the mean in each coordinate is equal. Note that, the setting with $\theta = 0$ is used to evaluate the empirical size, since it corresponds to the case that the null hypothesis is true, i.e., the mean vectors of all groups are identical. For the dimension, we consider two cases, namely, $p = 25$ and $p = 100$. For the sample sizes, we consider the balanced case $(n_1, n_2, n_3) = (50, 50, 50)$ and the imbalanced one $(n_1, n_2, n_3) = (30, 50, 70)$. The parameter τ is selected by the method described in Section 2. Each simulation is repeated 1000 times independently.

For comparison, we implement the methods of Schott (2007) and Zhang et al. (2018) that are reviewed in the introduction. The former is based on the limit distribution of a test statistic that is composed by inter-group and within-group sum of squares, while the latter utilizes an adjusted ℓ_p -norm-based test statistic whose distribution is approximated by multiplier bootstrap. The former is favored by the testing problems with a dense alternative, while the latter is claimed to be powerful against different alternative patterns (Zhang et al., 2018). From the empirical size showed in Table 2, we observe that, overall, the sizes of the proposed method and Schott (2007) are rather close to the nominal level, while the size of Zhang et al. (2018) seems slightly inflated. The empirical power for the case $(n_1, n_2, n_3) = (30, 50, 70)$ is shown in Figure 5; the result for $(n_1, n_2, n_3) = (50, 50, 50)$ is

Table 2: Empirical size of ANOVA on Poisson data

| | p | n | proposed | Schott (2007) | Zhang et al. (2018) |
|--------|-----|----------|----------|---------------|---------------------|
| sparse | 25 | 50,50,50 | .055 | .042 | .065 |
| | | 30,50,70 | .052 | .053 | .069 |
| | 100 | 50,50,50 | .056 | .045 | .054 |
| | | 30,50,70 | .056 | .055 | .065 |
| dense | 25 | 50,50,50 | .050 | .051 | .065 |
| | | 30,50,70 | .045 | .066 | .062 |
| | 100 | 50,50,50 | .057 | .054 | .064 |
| | | 30,50,70 | .051 | .049 | .067 |

rather similar to the case of $(n_1, n_2, n_3) = (30, 50, 70)$ and thus is omitted for space economy. In the sparse case, the proposed method has a power significantly larger than Zhang et al. (2018), while the latter is in turn much larger than Schott (2007). In the dense setting which does not favor our method, it still has a power rather comparable to Schott (2007) and Zhang et al. (2018). In addition to testing hypotheses, the proposed method can also simultaneously identify the pairs of groups, as well as the coordinates, that have significantly different means, as demonstrated below by two real datasets.

As the first application, we apply the proposed method to analyze the CLASSIC3 dataset¹ (Dhillon et al., 2003) studied in the field of information retrieval. The dataset consists of 3891 document abstracts from three different domains, specifically, $n_1 = 1460$ from information retrieval (CISI), $n_2 = 1398$ from aeronautical system (CRAN) and $n_3 = 1033$ from medical research (MED). Standard text preprocessing is applied to these abstracts, including removal of high-frequency common words (commonly referred to as stop words, such as “the”, “is”, “and”, etc), punctuation and Arabic numbers. In addition, we follow the common practice in the field of information retrieval to reduce inflected words to their word stem, base or root form by using a stemmer, such as the Krovetz stemmer (Krovetz, 1993) that is employed in this paper. Each document is then represented by a vector of word counts. Such a vector is in nature sparse, as the number of distinct words appearing in a document is in general far less than the size of the vocabulary. Intuitively, vocabularies from different domains are different. Our goal is to examine this intuition and to find the words that are substantially different among all of the three domains. To this end, we focus on words with at least 50 occurrences in total to eliminate the randomness caused by the rare words. This results in $p = 1296$ distinct words under consideration. Now, we apply the proposed test to the processed data and find that the vocabularies used in these three domains are not the same among any pair of the domains, with p -value less than 10^{-4} . In particular, our method simultaneously identifies the

¹Originally available from <ftp://ftp.cs.cornell.edu/pub/smart>, and now available publicly on the Internet, e.g., <https://www.dataminingresearch.com/index.php/2010/09/classic3-classic4-datasets/>

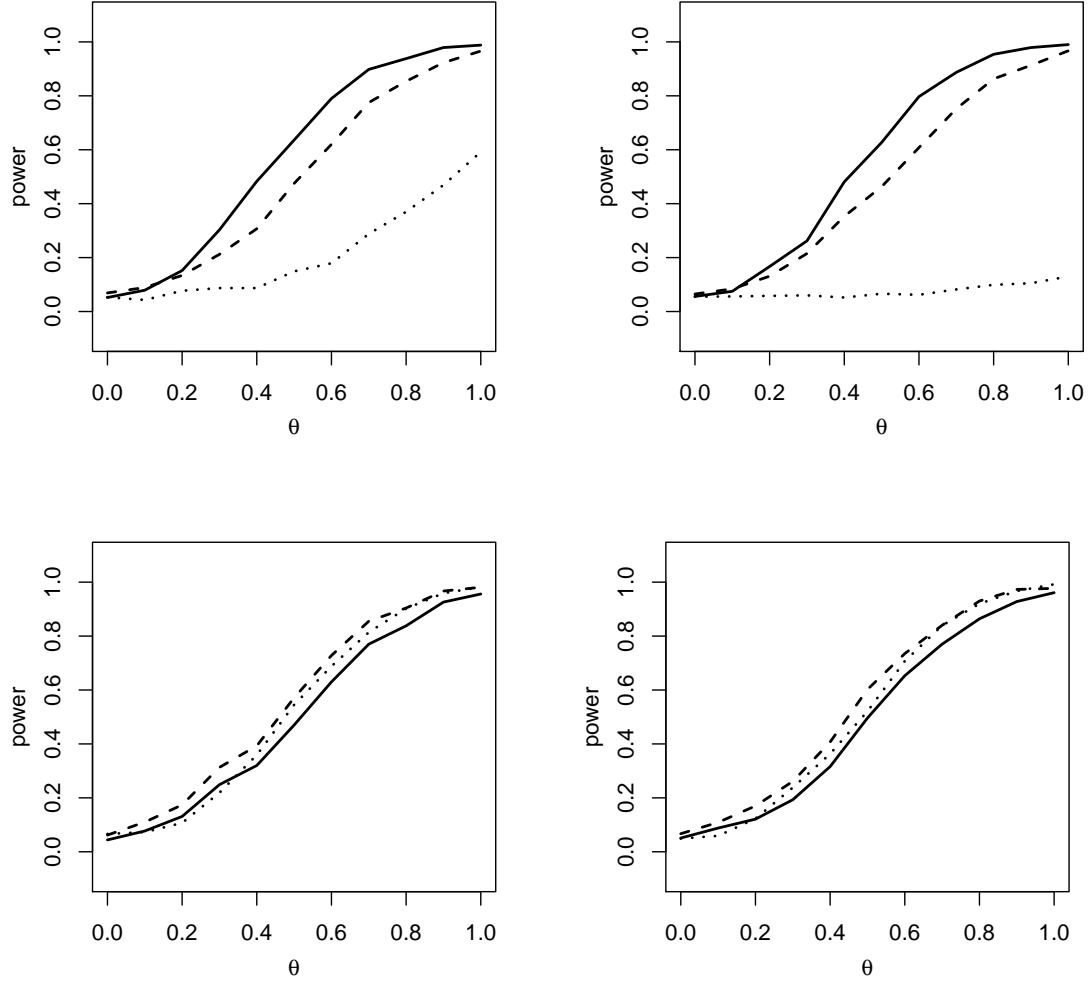


Figure 5: Empirical power of the proposed high-dimensional ANOVA (solid), the method (dashed) of [Zhang et al. \(2018\)](#) and the method (dotted) of [Schott \(2007\)](#), when $(n_1, n_2, n_3) = (30, 50, 70)$. Top: the sparse setting with $p = 25$ (left) and $p = 100$ (right). Bottom: the dense setting with $p = 25$ (left) and $p = 100$ (right).

Table 3: The average frequency of words that are significantly different among all categories

| Word | CISI | CRAN | MED |
|----------|--------------|--------------|--------------|
| use | 0.715 | 0.515 | 0.265 |
| data | 0.401 | 0.239 | 0.082 |
| pressure | 0.011 | 1.004 | 0.139 |
| effect | 0.060 | 0.759 | 0.338 |
| theory | 0.167 | 0.684 | 0.024 |
| problem | 0.301 | 0.456 | 0.069 |
| body | 0.017 | 0.607 | 0.162 |
| increase | 0.089 | 0.271 | 0.437 |
| normal | 0.007 | 0.112 | 0.351 |
| group | 0.129 | 0.011 | 0.304 |

words that have significantly different frequency among the domains, showed in Table 3, where the numbers represent the average frequency of the words within each domain. The results for CISI and CRAN match our intuition about these two domains. For the domain of medical research, the word “normal” is often used to refer to healthy patients or subjects, while the word “increase” is used to describe the change of certain biological metrics, such as protein metabolism.

Next, we apply our method to study physical activity using data collected by wearable devices in National Health and Nutrition Examination Survey (NHANES) 2005–2006. In the survey, each participant of age 6 years or above was asked to wear a physical activity monitor (Actigraph 7164) for seven consecutive days, with bedtime excluded. Also, as the device is not waterproof, participants were advised to remove it during swimming or bathing. The monitor detected and recorded the magnitude of acceleration of movement of the participant. For each minute, the readings were summarized to yield one single integer in the interval $[0, 32767]$ that signifies the average intensity within that minute. This results in $m = 60 \times 24 \times 7 = 10080$ observations per participant. The demographic data about the participants were also collected. In our study, we focus on two age groups and two marital categories. The two age groups are young adulthood with age ranging from 18 to 44, and middle-age adulthood with age ranging from 45 to 65. Two marital groups are “single” (including the widowed, divorced, separated and never-married categories in the original data) and “non-single” (include the married and living-with-partner categories). These groups induce four cohorts: young non-single adults, young single adults, middle-age non-single adults and middle-age single adults. Our goal is to examine whether the physical activity patterns are different among the cohorts by using the NHANES data.

From Figure 6 which presents the activity trajectories of three randomly selected participants from the dataset, we see that participants have different circadian rhythms. To address this problem, we adopt the strategy proposed by Chang and McKeague (2020b), who studied physical activity of

elder veterans from the perspective of functional data analysis, to transform each activity trajectory $A(t)$ into an activity profile $X(j) = \text{Leb}(\{t \in [0, 7] : A(t) \geq j\})$ for $j = 1, \dots, 32767$, where Leb denotes the Lebesgue measure on \mathbb{R} . This is equivalent to $X(j) = F_A(j)/m$, where $F_A(j)$ denotes the frequency of j , i.e., the number of occurrences of the intensity value j , in the trajectory A . Therefore, the activity profile $X(j)$ can be viewed as count data normalized by m . As over 95% physical activity has low to moderate intensity, i.e., with intensity value below 1000, we focus on the intensity spectrum $[1, 1000]$ and only consider subjects with both “reliable” and “in calibration” readings. This results in four cohorts of size $n_1 = 1027$, $n_2 = 891$, $n_3 = 610$ and $n_4 = 339$, respectively, after excluding subjects with missing data.

The mean activity profiles and their standard deviations are depicted in the top panels of Figure 7, from which we observe that both the mean and standard deviation decay in a rather fast rate. In addition, the mean profiles from the young single and middle-age non-single cohorts are almost indistinguishable in the plot, while the mean profile of the middle-age single cohort is visibly different from the others. This visual inspection is aligned with the result obtained by the proposed test, which rejects the null hypothesis with approximate p -value 0.0036 and thus suggests that some mean activity profiles are likely to be substantially different. Moreover, the method identifies two pairs of cohorts whose mean activity profiles are different and the intensity spectrum on which the differences are significant, namely, the young single cohort and the middle-age single cohort on the spectrum $[1, 87]$, and the middle-age non-single cohort and middle-age single cohort on the spectrum $[1, 86]$. These findings are also visualized in the bottom panels of Figure 7. Furthermore, our method can provide SCIs for the differences of mean activity profiles among all pairs of cohorts. For instance, in Figure 8 we present the SCIs for the pairs with differences in the mean activity profiles over the spectrum on which the differences are statistically significant. In summary, comparing to the young single and middle-age non-single cohorts, the middle-age single cohort is found to have less activity on average, especially less low-intensity activity, for instance, activity with intensity smaller than 87.

Supplementary Material

The supplementary material contains the proofs for the results in Section 3. An R package² that implements the proposed method is also developed.

References

Aneiros, G., Cao, R., Fraiman, R., Genest, C., and Vieu, P. (2019). Recent advances in functional data analysis and high-dimensional statistics. *Journal of Multivariate Analysis*, 170:3–9.

²<https://github.com/linulysses/hdanova>

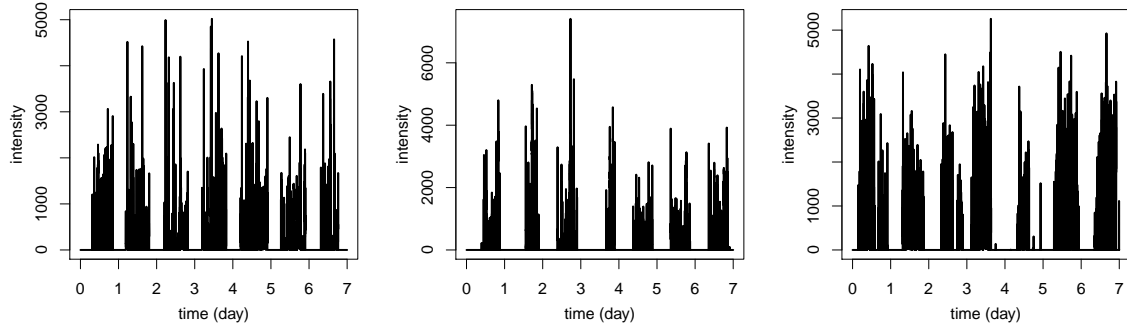


Figure 6: Activity intensity trajectories of three randomly selected participants from NHANES 2005–2006.

- Bai, Z., Choi, K. P., and Fujikoshi, Y. (2018). Limiting behavior of eigenvalues in high-dimensional manova via rmt. *The Annals of Statistics*, 46(6A):2985–3013.
- Bai, Z. and Saranadasa, H. (1996). Effect of high dimension: By an example of a two sample problem. *Statistica Sinica*, 6(2):311–329.
- Bentkus, V. (2003). On the dependence of the Berry–Esseen bound on dimension. *Journal of Statistical Planning and Inference*, 113:385–402.
- Bentkus, V. (2005). A Lyapunov-type bound in R^d . *SIAM Journal on Theory of Probability & Its Applications*, 49(2):311–323.
- Cai, T. T., Liu, W., and Xia, Y. (2014). Two-sample test of high dimensional means under dependence. *Journal of Royal Statistical Society. Series B: Statistical Methodology*, 76(2):349–372.
- Cai, T. T. and Xia, Y. (2014). High-dimensional sparse manova. *Journal of Multivariate Analysis*, 131:174–196.
- Chang, H.-w. and McKeague, I. W. (2020+a). Nonparametric comparisons of activity profiles from wearable device data. *manuscript*.
- Chang, H.-W. and McKeague, I. W. (2020b). Nonparametric comparisons of activity profiles from wearable device data. *preprint*.
- Chang, J., Zheng, C., Zhou, W.-X., and Zhou, W. (2017). Simulation-based hypothesis testing of high dimensional means under covariance heterogeneity. *Biometrics*, 73(4):1300–1310.
- Chen, S. X. and Qin, Y.-L. (2010). A two-sample test for high-dimensional data with applications to gene-set testing. *The Annals of Statistics*, 38(2):808–835.
- Chernozhukov, V., Chetverikov, D., , and Kato, K. (2013). Gaussian approximations and multiplier bootstrap for maxima of sums of high-dimensional random vectors. *The Annals of Statistics*, 41:2786–2819.
- Chernozhukov, V., Chetverikov, D., , and Kato, K. (2017). Central limit theorems and bootstrap in

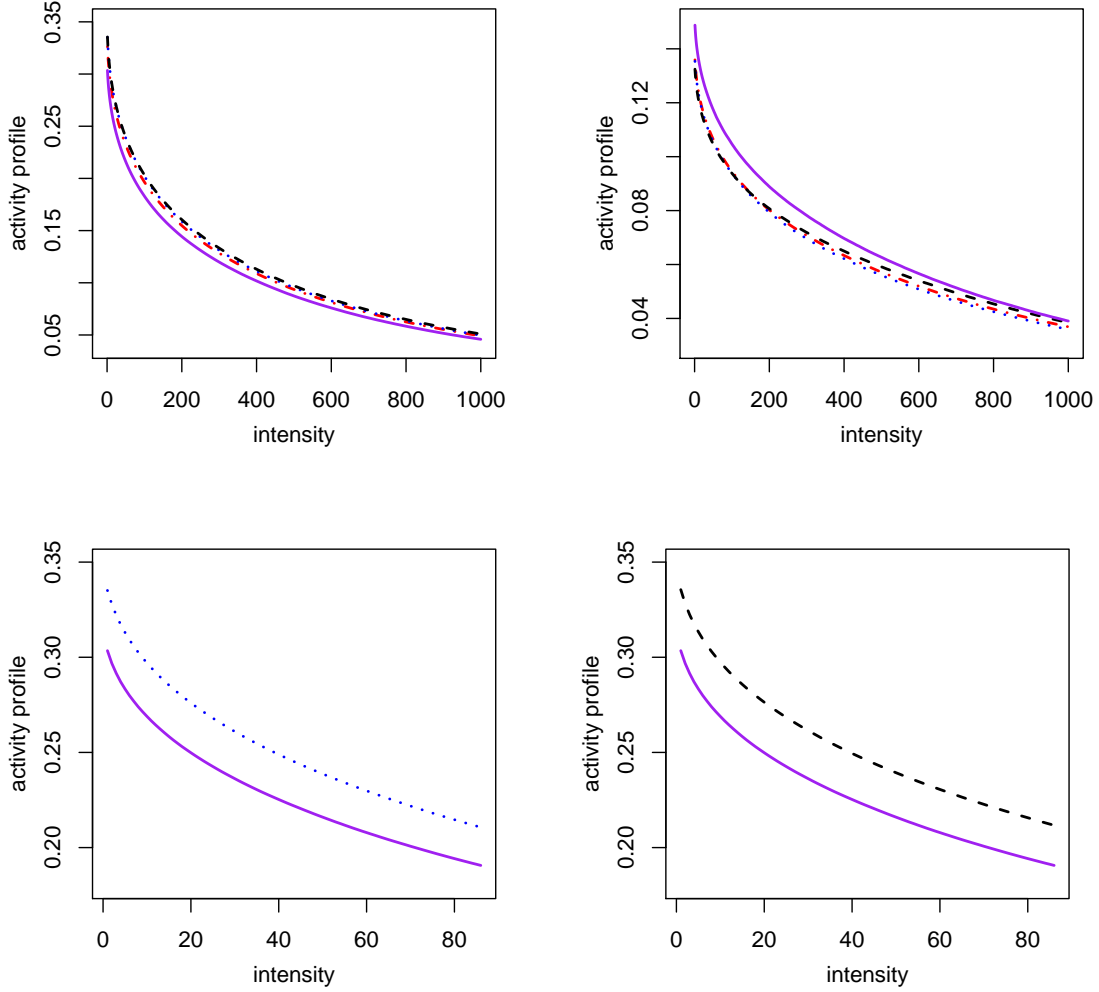


Figure 7: Top: the coordinate-wise mean activity (left) and its standard deviation (right) of young non-single cohort (dotdash), young single cohort (dotted), middle-age non-single cohort (dashed) and middle-age single cohort (solid); bottom-left: mean activity profiles of the young single cohort (dotted) and the middle-age single cohort (solid) over the spectrum on which the differences in mean are significant among the two cohorts; bottom-right: mean activity profiles of the middle-age non-single cohort (dashed) and the middle-age single cohort (solid) over the spectrum on which the differences in mean are significant among the two cohorts.

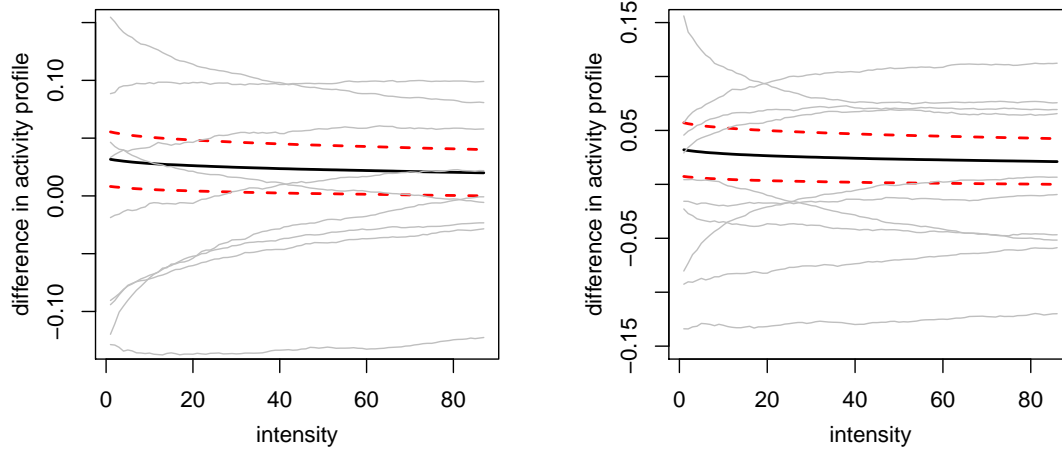


Figure 8: The empirical simultaneous confidence intervals (dashed) for the difference (solid) of mean activity profiles over $[1, 87]$ for the pair (left) of young single and middle-age single cohorts and the pair (right) of middle-age non-single and middle-age single cohorts. The light gray solid lines are differences of activity profiles of some pairs of participants from the corresponding pairs of cohorts, included to illustrate the variability of the differences in the individual level.

high dimensions. *The Annals of Probability*, 45:2309–2352.

Dhillon, I., Mallela, S., and Modha, D. (2003). Information-theoretic co-clustering. In *Proceedings of the 9th ACM SIGKDD International Conference on Knowledge Discovery and Data Mining*, pages 89–98.

Fan, J. and Lin, S.-K. (1998). Test of significance when data are curves. *Journal of the American Statistical Association*, 93(443):1007–1021.

Faraway, J. J. (1997). Regression analysis for a functional response. *Technometrics*, 39(3):254–261.

Feng, L. and Sun, F. (2015). A note on high-dimensional two-sample test. *Statistics and Probability Letters*, 105:29–36.

Feng, L., Zou, C., Wang, Z., and Zhu, L. (2015). Two-sample Behrens-Fisher problem for high-dimensional data. *Statistica Sinica*, 25:1297–1312.

Ferraty, F. and Vieu, P. (2006). *Nonparametric Functional Data Analysis: Theory and Practice*. Springer-Verlag, New York.

Fujikoshi, Y., Himeno, T., and Wakaki, H. (2004). Asymptotic results of a high dimensional MANOVA test and power comparison when the dimension is large compared to the sample size. *Journal of the Japan Statistical Society*, 34(1):19–26.

Górecki, T. and Smaga, L. (2019). fdANOVA: an R software package for analysis of variance for univariate and multivariate functional data. *Computational Statistics*, 34(2):571–597.

Gregory, K. B., Carroll, R. J., Baladandayuthapani, V., and Lahiri, S. N. (2015). A two-sample

- test for equality of means in high dimension. *Journal of the American Statistical Association*, 110(510):837–849.
- Horváth, L. and Kokoszka, P. (2012). *Inference for functional data with applications*. Springer Series in Statistics. Springer.
- Hsing, T. and Eubank, R. (2015). *Theoretical Foundations of Functional Data Analysis, with an Introduction to Linear Operators*. Wiley.
- Hu, J., Bai, Z., Wang, C., and Wang, W. (2017). On testing the equality of high dimensional mean vectors with unequal covariance matrices. *Annals of the Institute of Statistical Mathematics*, 69(2):365–387.
- Inouye, D. I., Yang, E., Allen, G. I., and Ravikumar, P. (2017). A review of multivariate distributions for count data derived from the poisson distribution. *WIREs Computational Statistics*, 9(3):e1398.
- Kokoszka, P. and Reimherr, M. (2017). *Introduction to Functional Data Analysis*. Chapman and Hall/CRC.
- Krovetz, R. (1993). Viewing morphology as an inference process. In *Proceedings of the 16th Annual International ACM SIGIR Conference on Research and Development in Information Retrieval*, pages 191–202. ACM Press.
- Li, H., Aue, A., and Paul, D. (2018). High-dimensional general linear hypothesis tests via non-linear spectral shrinkage. *arxiv*.
- Li, H., Hu, J., Bai, Z., Yin, Y., and Zou, K. (2017). Test on the linear combinations of mean vectors in high-dimensional data. *Test*, 26:188–208.
- Lopes, M. E., Jacob, L., and Wainwright, M. J. (2011). A more powerful two-sample test in high dimensions using random projection. In *Advances in Neural Information Processing Systems*, pages 1206–1214.
- Lopes, M. E., Lin, Z., and Müller, H.-G. (2020). Bootstrapping max statistics in high dimensions: Near-parametric rates under weak variance decay and application to functional data analysis. *The Annals of Statistics*, 48(2):1214–1229.
- Müller, H.-G., Wang, J.-L., Capra, W. B., Liedo, P., and Carey, J. R. (1997). Early mortality surge in protein-deprived females causes reversal of sex differential of life expectancy in Mediterranean fruit flies. *Proceedings of the National Academy of Sciences of the United States of America*, 94(6):2762–2765.
- Paparoditis, E. and Sapatinas, T. (2016). Bootstrap-based testing of equality of mean functions or equality of covariance operators for functional data. *Biometrika*, 103(3):727–733.
- Ramsay, J. O. and Silverman, B. W. (2005). *Functional Data Analysis*. Springer Series in Statistics. Springer, New York, 2nd edition.
- Schott, J. R. (2007). Some high-dimensional tests for a one-way MANOVA. *Journal of Multivariate*

- Analysis*, 98(9):1825–1839.
- Shen, Q. and Faraway, J. (2004). An F test for linear models with functional responses. *Statistica Sinica*, 14(4):1239–1257.
- Srivastava, M. S. and Fujikoshi, Y. (2006). Multivariate analysis of variance with fewer observations than the dimension. *Journal of Multivariate Analysis*, 97(9):1927 – 1940.
- Srivastava, M. S. and Kubokawa, T. (2013). Tests for multivariate analysis of variance in high dimension under non-normality. *Journal of Multivariate Analysis*, 115:204–216.
- Städler, N. and Mukherjee, S. (2016). Two-sample testing in high dimensions. *Journal of Royal Statistical Society. Series B: Statistical Methodology*, 79(1):225–246.
- Wang, J.-L., Chiou, J.-M., and Müller, H.-G. (2016). Review of functional data analysis. *Annual Review of Statistics and Its Application*, 3:257–295.
- Xu, G., Lin, L., Wei, P., and Pan, W. (2016). An adaptive two-sample test for highdimensional means. *Biometrika*, 103(3):609–624.
- Xue, K. and Yao, F. (2020). Distribution and correlation free two-sample test of high-dimensional means. *The Annals of Statistics*, page to appear.
- Yamada, T. and Himeno, T. (2015). Testing homogeneity of mean vectors under heteroscedasticity in high-dimension. *Journal of Multivariate Analysis*, 139:7 – 27.
- Yamada, T. and Srivastava, M. S. (2012). A test for multivariate analysis of variance in high dimension. *Communications in Statistics - Theory and Methods*, 41(13-14):2602–2615.
- Zhang, J. and Pan, M. (2016). A high-dimension two-sample test for the mean using cluster subspaces. *Computational Statistics & Data Analysis*, 97:87 – 97.
- Zhang, J. and Xu, J. (2009). On the k-sample Behrens-Fisher problem for high-dimensional data. *Science in China, Series A: Mathematics*, 52(6):1285–1304.
- Zhang, J.-T. (2011). Statistical inferences for linear models with functional responses. *Statistica Sinica*, 21(3):1431–1451.
- Zhang, J.-T. (2013). *Analysis of variance for functional data*. Chapman & Hall, London.
- Zhang, J.-T. and Chen, J. (2007). Statistical inferences for functional data. *The Annals of Statistics*, 35(3):1052–1079.
- Zhang, J.-T., Guo, J., and Zhou, B. (2017). Linear hypothesis testing in high-dimensional one-way manova. *Journal of Multivariate Analysis*, 155:200 – 216.
- Zhang, J.-T., Guo, J., Zhou, B., and Cheng, M.-Y. (2019). A simple two-sample test in high dimensions based on l^2 -norm. *Journal of the American Statistical Association*, page to appear.
- Zhang, J.-T. and Liang, X. (2014). One-way ANOVA for functional data via globalizing the pointwise F-test. *Scandinavian Journal of Statistics*, 41(1):51–71.

- Zhang, M., Zhou, C., He, Y., , and Liu, B. (2018). Data-adaptive test for high-dimensional multivariate analysis of variance problem. *Australian & New Zealand Journal of Statistics*, 60(4):447–470.
- Zhou, B., Guo, J., and Zhang, J.-T. (2017). High-dimensional general linear hypothesis testing under heteroscedasticity. *Journal of Statistical Planning and Inference*, 188:36–54.
- Zipf, G. K. (1949). *Human Behavior and the Principle of Least Effort: An Introduction to Human Ecology*. Addison-Wesley Press.

Supplementary Materials to “High-dimensional MANOVA via Bootstrapping and its Application to Functional Data and Sparse Count Data”

Zhenhua Lin*, Miles E. Lopes[†] and Hans-Georg Müller[†]

General remarks and notation. Define $k_o = \min\{k_1, \dots, k_G\}$, $k_{\max} = \max\{k_1, \dots, k_G\}$, $\ell_o = \min\{\ell_1, \dots, \ell_G\}$, and $\ell_{\max} = \max\{\ell_1, \dots, \ell_G\}$. Let $\mathcal{J}_{g,h}(k_g, k_h) = \mathcal{J}_g(k_g) \cup \mathcal{J}_h(k_h)$ and $2k_o \leq k_{g,h} = |\mathcal{J}_{g,h}(k_g, k_h)| \leq k_g + k_h \leq 2k_{\max}$. Define $\ell_{g,h}$ in a similar way. Define $\lambda_{g,h}^2 = n_h/(n_g + n_h)$ and

$$M_k(g, h) = \max_{j \in \mathcal{J}_{g,h}(k_g, k_h)} (\lambda_{g,h} S_{g,j} / \sigma_{g,h,j}^\tau - \lambda_{h,g} S_{h,j} / \sigma_{g,h,j}^\tau).$$

$\tilde{M}_k(g, h)$ and $M_k^*(g, h)$ are defined in a similar way. Let $N = |\mathcal{P}|$ and suppose we enumerate the pairs in \mathcal{P} by $(g_1, h_1), \dots, (g_N, h_N)$. Let $\mathbf{k} = (k_{g_1, h_1}, \dots, k_{g_N, h_N})$. Define

$$M_{\mathbf{k}} = \max_{(g,h) \in \mathcal{P}} M_{k_{g,h}}(g, h),$$

and $\tilde{M}_{\mathbf{k}}$ and $M_{\mathbf{k}}^*$ analogously. In addition, define

$$\kappa = \alpha(1 - \tau).$$

Lastly, the constant $c > 0$ used in the proofs below might vary from place to place; however, it does not depend on G , $|\mathcal{P}|$, p and n_1, \dots, n_G .

Remark. Under Assumption 3, all ℓ_g and thus all $\ell_{g,h}$ are of the same order of ℓ_o and ℓ_{\max} , and similarly, all k_g and $k_{g,h}$ are of the same order of k_o and k_{\max} .

Remark. It is sufficient to show that the results in the theorems hold for all large values of n . The proofs below implicitly assume $p > k_o$ (unless otherwise stated), because once the proofs are given for this case, it will follow that the low-dimensional case where $p \leq k_o$ can be handled as direct consequence.

*Department of Statistics and Applied Probability, National University of Singapore

[†]Department of Statistics, University of California, Davis

A Proof of Theorem 3.1

Proof. Consider the inequality

$$d_K(\mathcal{L}(M), \mathcal{L}(\tilde{M})) \leq \text{I} + \text{II} + \text{III},$$

where we define

$$\text{I} = d_K(\mathcal{L}(M), \mathcal{L}(M_{\mathbf{k}})),$$

$$\text{II} = d_K(\mathcal{L}(M_{\mathbf{k}}), \mathcal{L}(\tilde{M}_{\mathbf{k}})),$$

$$\text{III} = d_K(\mathcal{L}(\tilde{M}_{\mathbf{k}}), \mathcal{L}(\tilde{M})).$$

Then the conclusion of the theorem follows from Propositions A.1 and A.2. \square

Proposition A.1. *Under the conditions of Theorem 3.1, we have $\text{II} \lesssim n^{-\frac{1}{2}+\delta}$.*

Proof. Let Π denote the projection onto the coordinate indexed by $\mathcal{J} = \bigcup_{(g,h) \in \mathcal{P}} \mathcal{J}_{g,h}(k_g, k_h)$. Let $k = |\mathcal{J}|$. Define the diagonal matrix $D_{g,h} = \text{diag}(\sigma_{g,h,j} : j \in \mathcal{J})$. By convention, we set $D_{g,h} = D_{h,g}$. It follows that

$$M_{k_{g,h}}(g, h) = \max_{j \in \mathcal{I}(g,h)} e_j^\top D_{g,h}^{-\tau} \Pi(\lambda_{g,h} S_g - \lambda_{h,g} S_h),$$

where $e_j \in \mathbb{R}^k$ is the standard vector, and $\mathcal{I}(g, h)$ denotes the row indices involving $\mathcal{J}_{g,h}(k_g, k_h)$ in the projection Π . Let $\mathfrak{C}_{g,h}^\top = \lambda_{g,h} D_{g,h}^{-\tau} \Pi \Sigma_g^{1/2}$, which is of size $k \times p$. Note that $\mathfrak{C}_{g,h}^\top \neq \mathfrak{C}_{h,g}^\top$. Consider the QR decomposition $\Sigma_g^{1/2} \Pi^\top = Q_g V_g$ so that

$$\mathfrak{C}_{g,h} = Q_g V_g (\lambda_{g,h} D_{g,h}^{-\tau}) \equiv Q_g R_{g,h},$$

where the columns of $Q_g \in \mathbb{R}^{p \times k}$ are an orthonormal basis for the image of $\mathfrak{C}_{g,h}$ and $R_{g,h} \in \mathbb{R}^{k \times k}$. Define the random vectors

$$\check{Z}_g = n_g^{-1/2} \sum_{i=1}^{n_g} Q_g^\top Z_{g,i}.$$

Then

$$D_{g,h}^{-\tau} \Pi(\lambda_{g,h} S_g - \lambda_{h,g} S_h) = R_{g,h}^\top \check{Z}_g - R_{h,g}^\top \check{Z}_h.$$

Let R^\top be a $k|\mathcal{P}| \times kG$ block matrix with $|\mathcal{P}| \times G$ blocks of size $k \times k$ such that, for $m = 1, \dots, N$ and $g = 1, \dots, G$,

the (m, g) -block is R_{g_m, h_m}^\top if $g = g_m$, and is $-R_{h_m, g_m}^\top$ if $g = h_m$, and is $\mathbf{0}$ otherwise. Then

$$\begin{pmatrix} D_{g_1, h_1}^{-\tau} \Pi(\lambda_{g_1, h_1} S_{g_1} - \lambda_{h_1, g_1} S_{h_1}) \\ D_{g_2, h_2}^{-\tau} \Pi(\lambda_{g_2, h_2} S_{g_2} - \lambda_{h_2, g_2} S_{h_2}) \\ \vdots \\ D_{g_N, h_N}^{-\tau} \Pi(\lambda_{g_N, h_N} S_{g_N} - \lambda_{h_N, g_N} S_{h_N}) \end{pmatrix} = R^\top \check{Z}.$$

It can be checked that for any fixed $t \in \mathbb{R}$, there exists a Borel convex set $\mathcal{A}_t \subset \mathbb{R}^r$ such that $\mathbb{P}(M_{\mathbf{k}} \leq t) = \mathbb{P}(\check{Z} \in \mathcal{A}_t)$, where $r = kG$. By the same reasoning, we also have $\mathbb{P}(\tilde{M}_{\mathbf{k}} \leq t) = \gamma_r(\mathcal{A}_t)$, where γ_r is the standard Gaussian distribution on \mathbb{R}^r . Thus,

$$\Pi \leq \sup_{\mathcal{A} \in \mathcal{A}} |\mathbb{P}(\check{Z} \in \mathcal{A}) - \gamma_r(\mathcal{A})|,$$

where \mathcal{A} denotes the collection of all Borel convex subsets of \mathbb{R}^r .

Now we apply Theorem 1.2 of (Bentkus, 2005). Let $n_{1:g} = \sum_{j=1}^g n_j$. Define $Y_i \in \mathbb{R}^r$ in the following way: for $g = 1, \dots, G$ and $i' = 1, \dots, n_g$, set $i = n_{1:g} - n_g + i'$ and set all coordinates of Y_i to zero except that $Y_{i, (kg-k+1):(kg)} = n_g^{-1/2} Q_g^\top Z_{g, i'}$, i.e., the subvector of Y_i at coordinates $kg - k + 1, \dots, kg$ is equal to the vector $n_g^{-1/2} Q_g^\top Z_{g, i'}$.

Then $\check{Z} = \sum_{i=1}^n Y_i$, i.e., \check{Z} is a sum of $n = \sum_{g=1}^G n_g$ independent random vectors. We also observe that

$$\mathbf{C} = \text{cov}(\check{Z}) = \mathbf{I}_r.$$

For $n_{1:g} - n_g + 1 \leq i \leq n_{1:g}$, $\beta_i = \mathbb{E} \|\mathbf{C}^{-1} Y_i\|^3 = \mathbb{E} \|Y_i\|^3 = n_g^{-3/2} \mathbb{E} \|Q_g^\top Z_{g,1}\|^3 \leq n_g^{-3/2} [\mathbb{E} (Z_{g,1}^\top Q_g Q_g^\top Z_{g,1})^2]^{3/4}$, where the inequality is due to Lyapunov's inequality. Let v_j be the j^{th} column of Q_1 . If we put $\zeta_j = Z_{1,1}^\top v_j$, then

$$\mathbb{E} (Z_{1,1}^\top Q_1 Q_1^\top Z_{1,1})^2 = \left\| \sum_{j=1}^k \zeta_j^2 \right\|_2^2 \leq \left(\sum_{j=1}^k \|\zeta_j^2\|_2 \right)^2 \lesssim k^2,$$

where we used the fact that $\|Z_{1,1}^\top v_j\|_4^2 \leq c$ based on Assumption 1, where $c > 0$ is a constant depending only on c_0 of Assumption 1. The same argument applies to the quantity $\mathbb{E} (Z_{g,1}^\top Q_g Q_g^\top Z_{g,1})^2$ for a generic g with the same constant c . This implies that $\beta_i \leq c n_g^{-3/2} k^{3/2}$ for all $i = 1, \dots, n$, and some constant $c > 0$ not depending on $G, |\mathcal{P}|, p$ and n_1, \dots, n_G . Therefore,

$$\Pi \lesssim k^{1/4} \sum_{i=1}^n \beta_i \lesssim k^{7/4} \sum_{g=1}^G n_g^{-1/2} \lesssim N^{7/4} k_{\max}^{7/4} G n^{-1/2} \lesssim n^{-1/2+\delta},$$

where the third inequality is due to $k \leq 2Nk_{\max}$, and the last one follows from $\max\{G, N\} \lesssim e^{\sqrt{\log n}} \lesssim n^\delta$ and $k_{\max} \lesssim n_{\max}^\delta \asymp n^\delta$ for any fixed $\delta > 0$. \square

Proposition A.2. *Under the conditions of Theorem 3.1, we have I $\lesssim n^{-1/2+\delta}$ and III $\lesssim n^{-1/2+\delta}$.*

Proof. We only establish the bound for I, since the same argument applies to III. For any fixed $t \in \mathbb{R}$,

$$|\mathbb{P}(M \leq t) - \mathbb{P}(M_{\mathbf{k}} \leq t)| = \mathbb{P}(A(t) \cap B(t)),$$

where

$$A(t) = \left\{ \max_{(g,h) \in \mathcal{P}} \max_{j \in \mathcal{J}_{g,h}(k_g, k_h)} (\lambda_{g,h} S_{g,j} / \sigma_{g,h,j}^\tau - \lambda_{h,g} S_{h,j} / \sigma_{g,h,j}^\tau) \leq t \right\},$$

$$B(t) = \left\{ \max_{(g,h) \in \mathcal{P}} \max_{j \in \mathcal{J}_{g,h}^c(k_g, k_h)} (\lambda_{g,h} S_{g,j} / \sigma_{g,h,j}^\tau - \lambda_{h,g} S_{h,j} / \sigma_{g,h,j}^\tau) > t \right\},$$

and $\mathcal{J}_{g,h}^c(k_g, k_h)$ denotes the complement of $\mathcal{J}_{g,h}(k_g, k_h)$ in $\{1, \dots, p\}$. Also, if $t_1 \leq t_2$, it is seen that

$$A(t) \cap B(t) \subset A(t_2) \cup B(t_1)$$

for all $t \in \mathbb{R}$. By a union bound, we have

$$I \leq \mathbb{P}(A(t_2)) + \mathbb{P}(B(t_1)).$$

Take

$$t_1 = ck_{\circ}^{-\kappa} \log n$$

$$t_2 = c_2 c_{\circ} \ell_{\max}^{-\kappa} \sqrt{\log \ell_{\max}}$$

for a certain constant $c > 0$, then $\mathbb{P}(A(t_2))$ and $\mathbb{P}(B(t_1))$ are at most of order $n^{-1/2+\delta}$, according to Lemma A.3. Moreover, the inequality $t_1 \leq t_2$ holds for all large n , due to the definitions of ℓ_{\max} , k_{\circ} , and κ , as well as the condition $(1 - \tau)\sqrt{\log n} \gtrsim 1$. \square

Lemma A.3. *Under the conditions of Theorem 3.1, there are positive constants c and c_{\circ} , not depending on G , $|\mathcal{P}|$, p and n_1, \dots, n_G , that can be selected in the definition of t_1 and t_2 , so that*

$$\mathbb{P}(A(t_2)) \lesssim n^{-\frac{1}{2}+\delta}, \tag{1}$$

and

$$\mathbb{P}(B(t_1)) \lesssim n^{-1}. \tag{2}$$

Proof of (1). Let $\mathcal{I}_{g,h}$ be a subset of $\mathcal{J}_{g,h}(\ell_g, \ell_h)$ constructed in the following way: if $\mathcal{J}_g(\ell_g) \cap \mathcal{J}_h(k_h)$ contains at least $\ell_{\circ}/2$ elements, then $\mathcal{I}_{g,h} = \mathcal{J}_g(\ell_g) \cap \mathcal{J}_h(k_h)$, and otherwise, $\mathcal{I}_{g,h} = \mathcal{J}_g(\ell_g) \cap \mathcal{J}_h^c(k_h)$. According to

Proposition A.1 and the fact that $\mathcal{I}_{g,h} \subset \mathcal{J}_{g,h}(k_g, k_h)$, we have

$$\begin{aligned} \mathbb{P}(A(t_2)) &\leq \mathbb{P}\left(\max_{(g,h) \in \mathcal{P}} \max_{j \in \mathcal{J}_{g,h}(k_g, k_h)} (\lambda_{g,h} \tilde{S}_{g,j} / \sigma_{g,h,j}^\tau - \lambda_{h,g} \tilde{S}_{h,j} / \sigma_{g,h,j}^\tau) \leq t_2\right) + \Pi \\ &\leq \mathbb{P}\left(\max_{(g,h) \in \mathcal{P}} \max_{j \in \mathcal{I}_{g,h}} (\lambda_{g,h} \tilde{S}_{g,j} / \sigma_{g,h,j}^\tau - \lambda_{h,g} \tilde{S}_{h,j} / \sigma_{g,h,j}^\tau) \leq t_2\right) + cn^{-\frac{1}{2}+\delta}. \end{aligned}$$

As $\sigma_{g,h,j} = \sqrt{\lambda_{g,h}^2 \sigma_{g,j}^2 + \lambda_{h,g}^2 \sigma_{h,j}^2} \geq \lambda_{g,h} \sigma_{g,j}$ and $\sigma_{g,(j)} \geq c_o j^{-\alpha}$ for $j \in \{1, \dots, k_g\}$, and due to Assumption 2 with $c_o \in (0, 1)$ and Assumption 3 with $c_2 \in (0, 1)$, we have $\sigma_{g,h,j}^{\tau-1} \leq \lambda_{g,h}^{\tau-1} \sigma_{g,j}^{\tau-1} \leq c_2^{\tau-1} \ell_g^{\alpha(1-\tau)} c_o^{\tau-1} \leq \ell_{\max}^\kappa / (c_2 c_o)$ for $j \in \mathcal{I}_{g,h}$. With an argument similar to that of Lemma B.1 of Lopes et al. (2020), we can show that

$$\begin{aligned} &\mathbb{P}\left(\max_{(g,h) \in \mathcal{P}} \max_{j \in \mathcal{I}_{g,h}} (\lambda_{g,h} \tilde{S}_{g,j} / \sigma_{g,h,j}^\tau - \lambda_{h,g} \tilde{S}_{h,j} / \sigma_{g,h,j}^\tau) \leq t_2\right) \\ &\leq \mathbb{P}\left(\max_{(g,h) \in \mathcal{P}} \max_{j \in \mathcal{I}_{g,h}} (\lambda_{g,h} \tilde{S}_{g,j} / \sigma_{g,h,j} - \lambda_{h,g} \tilde{S}_{h,j} / \sigma_{g,h,j}) \leq \sqrt{\log \ell_{\max}}\right) \\ &\leq \sum_{(g,h) \in \mathcal{P}} \mathbb{P}\left(\max_{j \in \mathcal{I}_{g,h}} (\lambda_{g,h} \tilde{S}_{g,j} / \sigma_{g,h,j} - \lambda_{h,g} \tilde{S}_{h,j} / \sigma_{g,h,j}) \leq \sqrt{\log \ell_{\max}}\right), \end{aligned}$$

Note that the cardinality of $\mathcal{I}_{g,h}$ is at least $\ell_o/2$. Based on Assumption 3, for all sufficiently large n , for all $1 \leq g < h \leq G$, we have $\log(\ell_{\max}) \leq 1.01 \log \ell_o \leq 1.01^2 \log(2|\mathcal{I}_{g,h}|) \leq 1.1^2 \log |\mathcal{I}_{g,h}|$. Then,

$$\begin{aligned} &\mathbb{P}\left(\max_{j \in \mathcal{I}_{g,h}} (\lambda_{g,h} \tilde{S}_{g,j} / \sigma_{g,h,j} - \lambda_{h,g} \tilde{S}_{h,j} / \sigma_{g,h,j}) \leq \sqrt{\log \ell_{\max}}\right) \\ &\leq \mathbb{P}\left(\max_{j \in \mathcal{I}_{g,h}} (\lambda_{g,h} \tilde{S}_{g,j} / \sigma_{g,h,j} - \lambda_{h,g} \tilde{S}_{h,j} / \sigma_{g,h,j}) \leq 1.1 \sqrt{\log |\mathcal{I}_{g,h}|}\right). \end{aligned} \quad (3)$$

To apply Lemma B.2 of Lopes et al. (2020), let Q denote the correlation matrix of the random variables $\{\lambda_{g,h} \tilde{S}_{g,j} / \sigma_{g,h,j} - \lambda_{h,g} \tilde{S}_{h,j} / \sigma_{g,h,j} : 1 \leq j \leq p\}$. When $\mathcal{I}_{g,h} = \mathcal{J}_g(\ell_g) \cap \mathcal{J}_h(k_h)$, for $j, k \in \mathcal{I}_{g,h}$, one has

$$\begin{aligned} Q_{j,k} &= \frac{\lambda_{g,h}^2 R_{g,j,k}(p) \sigma_{g,j} \sigma_{g,k} + \lambda_{h,g}^2 R_{h,j,k}(p) \sigma_{h,j} \sigma_{h,k}}{\sqrt{\lambda_{g,h}^2 \sigma_{g,j}^2 + \lambda_{h,g}^2 \sigma_{h,j}^2} \sqrt{\lambda_{g,h}^2 \sigma_{g,k}^2 + \lambda_{h,g}^2 \sigma_{h,k}^2}} \\ &\leq (1 - \epsilon_0) \frac{\lambda_{g,h}^2 \sigma_{g,j} \sigma_{g,k} + \lambda_{h,g}^2 \sigma_{h,j} \sigma_{h,k}}{\sqrt{\lambda_{g,h}^2 \sigma_{g,j}^2 + \lambda_{h,g}^2 \sigma_{h,j}^2} \sqrt{\lambda_{g,h}^2 \sigma_{g,k}^2 + \lambda_{h,g}^2 \sigma_{h,k}^2}} \\ &\leq 1 - \epsilon_0, \end{aligned}$$

since the construction of $\mathcal{I}_{g,h}$ implies that $\max\{R_{g,j,k}, R_{h,j,k}\} \leq 1 - \epsilon_0$. When $\mathcal{I}_{g,h} = \mathcal{J}_g(\ell_g) \cap \mathcal{J}_h^c(k_h)$, we have

$$\begin{aligned} Q_{j,k} &\leq 1 - \epsilon_0 + \frac{\lambda_{h,g}^2 (R_{h,j,k}(p) - 1 + \epsilon_0) \sigma_{h,j} \sigma_{h,k}}{\sqrt{\lambda_{g,h}^2 \sigma_{g,j}^2 + \lambda_{h,g}^2 \sigma_{h,j}^2} \sqrt{\lambda_{g,h}^2 \sigma_{g,k}^2 + \lambda_{h,g}^2 \sigma_{h,k}^2}} \\ &\leq (1 - \epsilon_0) + \epsilon_0 \frac{\lambda_{h,g}^2 \sigma_{h,j} \sigma_{h,k}}{\sqrt{\lambda_{g,h}^2 \sigma_{g,j}^2 + \lambda_{h,g}^2 \sigma_{h,j}^2} \sqrt{\lambda_{g,h}^2 \sigma_{g,k}^2 + \lambda_{h,g}^2 \sigma_{h,k}^2}} \end{aligned}$$

$$\begin{aligned}
&\leq (1 - \epsilon_0) + \epsilon_0 c_3^2 \frac{\lambda_{g,h}^2 \sigma_{g,j} \sigma_{g,k} + \lambda_{h,g}^2 \sigma_{h,j} \sigma_{h,k}}{\sqrt{\lambda_{g,h}^2 \sigma_{g,j}^2 + \lambda_{h,g}^2 \sigma_{h,j}^2} \sqrt{\lambda_{g,h}^2 \sigma_{g,k}^2 + \lambda_{h,g}^2 \sigma_{h,k}^2}} \\
&\leq 1 - \epsilon_0 + \epsilon_0 c_3^2 / (\eta_2^2 + c^2 c_2^2),
\end{aligned}$$

due to Assumption 3 and that $\sigma_{h,j} \leq c \sigma_{g,j}$ for all $j \in \mathcal{I}_{g,h}$ when $\mathcal{I}_{g,h} = \mathcal{J}_g(\ell_g) \cap \mathcal{J}_h^c(\ell_h)$, where $c = c_1/c_o$, and c_1 and c_o are defined in Assumption 2. To apply Lemma B.2 of Lopes et al. (2020), we note that $\sqrt{\log |\mathcal{I}_{g,h}|}$ is required instead of $1.1\sqrt{\log |\mathcal{I}_{g,h}|}$. However, by carefully examining the proof of Lemma B.2 of Lopes et al. (2020), we find that the lemma is still valid for $1.1\sqrt{\log |\mathcal{I}_{g,h}|}$, potentially with constants different from C and $\frac{1}{2}$ in (B.19) of Lopes et al. (2020). This shows that (3) is bounded by cn^{-1} for some constant c not depending on G , $|\mathcal{P}|$, p and n_1, \dots, n_G . Thus, by combining the fact $N \lesssim n^\delta$ for any $\delta > 0$, (1) is verified. \square

Proof of (2). The following argument is similar to the proof for part (b) of Lemma B.1 in Lopes et al. (2020). Define the random variable

$$V = \max_{(g,h) \in \mathcal{P}} \max_{j \in \mathcal{J}_{g,h}^c(k_g, k_h)} (\lambda_{g,h} S_{g,j} / \sigma_{g,h,j}^\tau - \lambda_{h,g} S_{h,j} / \sigma_{g,h,j}^\tau)$$

and let $q = \max\{2\kappa^{-1}, 3, \log n\}$. Now we bound $\|V\|_q$. To this end, we first observe that

$$\begin{aligned}
\|V\|_q^q &= \mathbb{E} \left[\left| \max_{(g,h) \in \mathcal{P}} \max_{j \in \mathcal{J}_{g,h}^c(k_g, k_h)} \lambda_{g,h} S_{g,j} / \sigma_{g,h,j}^\tau - \lambda_{h,g} S_{h,j} / \sigma_{g,h,j}^\tau \right|^q \right] \\
&\leq \sum_{(g,h) \in \mathcal{P}} \sum_{j \in \mathcal{J}_{g,h}^c(k_g, k_h)} \sigma_{g,h,j}^{q(1-\tau)} \mathbb{E} |\lambda_{g,h} S_{g,j} / \sigma_{g,h,j} - \lambda_{h,g} S_{h,j} / \sigma_{g,h,j}|^q.
\end{aligned}$$

Second, we have

$$\begin{aligned}
&\sum_{(g,h) \in \mathcal{P}} \sum_{j \in \mathcal{J}_{g,h}^c(k_g, k_h)} \sigma_{g,h,j}^{q(1-\tau)} \\
&\leq \sum_{(g,h) \in \mathcal{P}} \sum_{j \in \mathcal{J}_{g,h}^c(k_g, k_h)} \max\{\sigma_{g,j}, \sigma_{h,j}\}^{q(1-\tau)} \\
&\leq \sum_{(g,h) \in \mathcal{P}} \sum_{j \in \mathcal{J}_{g,h}^c(k_g, k_h)} \max\{\sigma_{g,j}^{q(1-\tau)}, \sigma_{h,j}^{q(1-\tau)}\} \\
&\leq \sum_{(g,h) \in \mathcal{P}} \sum_{j \in \mathcal{J}_{g,h}^c(k_g, k_h)} (\sigma_{g,j}^{q(1-\tau)} + \sigma_{h,j}^{q(1-\tau)}) \\
&\leq c_1^{q(1-\tau)} \sum_{(g,h) \in \mathcal{P}} \left(\sum_{j=k_g+1}^p j^{-\alpha q(1-\tau)} + \sum_{j=k_h+1}^p j^{-\alpha q(1-\tau)} \right) \\
&\leq c_1^{q(1-\tau)} \sum_{(g,h) \in \mathcal{P}} \left(2 \int_{k_o}^p x^{-q\kappa} dx \right) \\
&\leq c_1^{q(1-\tau)} N \frac{k_o^{-q\kappa+1}}{q\kappa - 1}, \tag{4}
\end{aligned}$$

where we recall $\kappa = \alpha(1 - \tau)$, and note that $q\kappa \geq 2$. Then, with $\|\lambda_{g,h} S_{g,j} / \sigma_{g,h,j} - \lambda_{h,g} S_{h,j} / \sigma_{g,h,j}\|_q \leq cq$

according to Lemma E.3, we deduce that

$$\|V\|_q^q \leq c_1^{q(1-\tau)} (cq)^q N \frac{k_o^{-q\kappa+1}}{q\kappa-1},$$

If we put $C = \frac{c}{(q\kappa-1)^{1/q}} k_o^{1/q} N^{1/q} \lesssim 1$, then

$$\|V\|_q \leq Cqk_o^{-\kappa}.$$

Also, the assumption that $(1-\tau)\sqrt{\log n} \gtrsim 1$ implies that $q \lesssim \log n$. Therefore, with $t = e\|V\|_q$ so that $t \leq ck_o^{-\kappa} \log n$ for some constant $c > 0$ not depending on G , $|\mathcal{P}|$, p and n_1, \dots, n_G , by Chebyshev inequality that implies $\mathbb{P}(V \geq t) \leq t^{-q} \|V\|_q^q$, we obtain that

$$\mathbb{P}(V \geq ck_o^{-\kappa} \log n) \leq \mathbb{P}(V \geq t) \leq e^{-q} \leq n^{-1},$$

as needed. □

B Proof of Theorem 3.2

Proof. Consider the inequality

$$d_K(\mathcal{L}(\tilde{M}), \mathcal{L}(M^*|X)) \leq \text{I}' + \text{II}'(X) + \text{III}'(X),$$

where we define

$$\begin{aligned} \text{I}' &= d_K(\mathcal{L}(\tilde{M}), \mathcal{L}(\tilde{M}_{\mathbf{k}})), \\ \text{II}'(X) &= d_K(\mathcal{L}(\tilde{M}_{\mathbf{k}}), \mathcal{L}(M_{\mathbf{k}}^*|X)), \\ \text{III}'(X) &= d_K(\mathcal{L}(M_{\mathbf{k}}^*|X), \mathcal{L}(M^*|X)). \end{aligned}$$

The first term is equal to III in the proof of Theorem 3.1 and requires no further treatment. The second term is addressed in Proposition B.2.

To derive the bound for $\text{III}'(X)$, we partially reuse the proof of Proposition A.2. For any real numbers $t'_1 \leq t'_2$, the following bound holds

$$\text{III}'(X) \leq \mathbb{P}(A'(t'_2)|X) + \mathbb{P}(B'(t'_1)|X),$$

where we define the following events for any $t \in \mathbb{R}$,

$$A'(t) = \left\{ \max_{(g,h) \in \mathcal{P}} \max_{j \in \mathcal{J}_{g,h}(k_g, k_h)} (\lambda_{g,h} S_{g,j}^* / \hat{\sigma}_{g,h,j}^\tau - \lambda_{h,g} S_{h,j}^* / \hat{\sigma}_{g,h,j}^\tau) \leq t \right\},$$

$$B'(t) = \left\{ \max_{(g,h) \in \mathcal{P}} \max_{j \in \mathcal{J}_{g,h}^c(k_g, k_h)} (\lambda_{g,h} S_{g,j}^* / \hat{\sigma}_{g,h,j}^\tau - \lambda_{h,g} S_{h,j}^* / \hat{\sigma}_{g,h,j}^\tau) > t \right\}.$$

Lemma B.1 ensures that t'_1 and t'_2 can be chosen so that the random variables $\mathbb{P}(A'(t'_2)|X)$ and $\mathbb{P}(B'(t'_1)|X)$ are at most $cn^{-\frac{1}{2}+\delta}$ with probability at least $1 - cn^{-1}$. Under Assumption 2, it can be checked that the choices of t'_1 and t'_2 given in Lemma B.1 satisfy $t'_1 \leq t'_2$ when n (and hence all n_g) is sufficiently large. \square

Lemma B.1. *Under the conditions of Theorem 3.2, there are positive constants c_1 , c_2 , and c , not depending on G , $|\mathcal{P}|$, p and n_1, \dots, n_G , for which the following statement is true: If t'_1 and t'_2 are chosen as*

$$\begin{aligned} t'_1 &= c_1 k_o^{-\kappa} \log^{3/2} n \\ t'_2 &= c_2 \ell_{\max}^{-\kappa} \sqrt{\log \ell_{\max}}, \end{aligned}$$

then the events

$$\mathbb{P}(A'(t'_2)|X) \leq cn^{-\frac{1}{2}+\delta} \quad (5)$$

and

$$\mathbb{P}(B'(t'_1)|X) \leq n^{-1} \quad (6)$$

each hold with probability at least $1 - cn^{-1}$.

Proof. By triangle inequality and the definition of Kolmogorov distance, we have

$$\mathbb{P}(A'(t'_2)|X) \leq \mathbb{P} \left(\max_{(g,h) \in \mathcal{P}} \max_{j \in \mathcal{J}_{g,h}^c(k_g, k_h)} (\lambda_{g,h} \tilde{S}_{g,j} - \lambda_{h,g} \tilde{S}_{h,j}) / \sigma_{g,h,j}^\tau \leq t'_2 \right) + \Pi'(X).$$

Taking $t'_2 = t_2$ as in the proof of Proposition A.2, the proof of Lemma A.3 shows that the first term is of order $n^{-1/2+\delta}$. Proposition B.2 shows that the second term is bounded by $cn^{-\frac{1}{2}+\delta}$ with probability at least $1 - cn^{-1}$ for some constant $c > 0$ not depending on G , $|\mathcal{P}|$, p and n_1, \dots, n_G . This establishes (5).

To deal with (6), we define the random variable

$$V^* = \max_{(g,h) \in \mathcal{P}} \max_{j \in \mathcal{J}_{g,h}^c(k_g, k_h)} (\lambda_{g,h} S_{g,j}^* / \hat{\sigma}_{g,h,j}^\tau - \lambda_{h,g} S_{h,j}^* / \hat{\sigma}_{g,h,j}^\tau),$$

and let $q = \max\{2\kappa^{-1}, 3, \log n\}$. We shall construct a function $b(\cdot)$ such that the following bound holds for every realization of X ,

$$(\mathbb{E}[|V^*|^q | X])^{1/q} \leq b(X),$$

and then Chebyshev's inequality gives the following inequality for any number b_n satisfying $b(X) \leq b_n$,

$$\mathbb{P}(V^* \geq eb_n | X) \leq e^{-q} \leq n^{-1}.$$

We will then find b_n so that the event $\{b(X) \leq b_n\}$ holds with high probability. Finally, we will see that

$t'_1 \asymp b_n$.

To construct b , we adopt the same argument of the proof of Lemma B.1(b) of [Lopes et al. \(2020\)](#) and show that for any realization of X ,

$$\mathbb{E}(|V^*|^q \mid X) \leq \sum_{(g,h) \in \mathcal{P}} \sum_{j \in \mathcal{J}_{g,h}^c(k_g, k_h)} \hat{\sigma}_{g,h,j}^{q(1-\tau)} \mathbb{E}(|\lambda_{g,h} S_{g,j}^* / \hat{\sigma}_{g,h,j}^\tau - \lambda_{h,g} S_{h,j}^* / \hat{\sigma}_{g,h,j}^\tau|^q \mid X).$$

By Lemma E.3, for every $j \in \{1, \dots, p\}$, the event

$$\mathbb{E}(|\lambda_{g,h} S_{g,j}^* / \hat{\sigma}_{g,h,j}^\tau - \lambda_{h,g} S_{h,j}^* / \hat{\sigma}_{g,h,j}^\tau|^q \mid X) \leq (cq)^q$$

holds with probability 1. Consequently, if we set $s = q(1 - \tau)$ and consider the random variable

$$\hat{\mathbf{s}} = \left(\sum_{(g,h) \in \mathcal{P}} \sum_{j \in \mathcal{J}_{g,h}^c(k_g, k_h)} \hat{\sigma}_{g,h,j}^s \right)^{1/s},$$

as well as

$$b(X) = cq \hat{\mathbf{s}}^{(1-\tau)},$$

then we obtain the bound

$$[\mathbb{E}(|V^*|^q \mid X)]^{1/q} \leq b(X),$$

with probability 1. Now, Lemma E.2 implies that

$$\mathbb{P} \left(b(X) \geq q \frac{(c\sqrt{q})^{1-\tau}}{(q\kappa - 1)^{1/q}} k_\circ^{-\kappa+1/q} (2N)^{1/(q(1-\tau))} \right) \leq e^{-q} \leq n^{-1}$$

for some constant $c > 0$ not depending on G , $|\mathcal{P}|$, p and n_1, \dots, n_G . By weakening this tail bound slightly, it can be simplified to

$$\mathbb{P} \left(b(X) \geq C' q^{3/2} k_\circ^{-\kappa} \right) \leq n^{-1},$$

where $C' = ck_\circ^{1/q} (q\kappa - 1)^{-1/q} (2N)^{1/(q(1-\tau))}$. Since $C' \lesssim 1$ and $(1 - \tau)\sqrt{\log n} \gtrsim 1$ gives $q \lesssim \log n$. It follows that there is a constant c not depending on G , $|\mathcal{P}|$, p and n_1, \dots, n_G , such that if $b_n = ck_\circ^{-\kappa} \log^{3/2} n$, then $\mathbb{P}(b(X) \geq b_n) \leq n^{-1}$ which completes the proof. \square

Proposition B.2. *Under the conditions of Theorem 3.1, there is a constant $c > 0$, not depending on G , $|\mathcal{P}|$, p and n_1, \dots, n_G , such that the event*

$$\Pi'(X) \leq cn^{-\frac{1}{2} + \delta}$$

holds with probability at least $1 - cn^{-1}$.

Proof. Define the random variable

$$\check{M}_{\mathbf{k}}^* = \max_{(g,h) \in \mathcal{P}} \max_{j \in \mathcal{J}_{g,h}(k_g, k_h)} (\lambda_{g,h} S_{g,j}^* - \lambda_{h,g} S_{h,j}^*) / \sigma_{g,h,j}^\tau. \quad (7)$$

Consider the triangle inequality

$$\Pi'(X) \leq d_K(\mathcal{L}(\check{M}_{\mathbf{k}}), \mathcal{L}(\check{M}_{\mathbf{k}}^*|X)) + d_K(\mathcal{L}(\check{M}_{\mathbf{k}}^*|X), \mathcal{L}(M_{\mathbf{k}}^*|X)). \quad (8)$$

Address the first term of (8). Let S be the vector obtained by stacking column vectors $\lambda_{g,h} S_{g,j}^* - \lambda_{h,g} S_{h,j}^*$ for $(g,h) = (g_1, h_1), \dots, (g_m, h_m)$. As in the proof of Proposition A.1, $\check{M}_{\mathbf{k}}^*$ can be expressed as coordinate-wise maximum of $\Pi_{\mathbf{k}} R^\top \zeta$ with $\zeta \sim N(0, \check{\mathfrak{S}})$, where $\Pi_{\mathbf{k}}$ denotes the projection matrix onto the superindices $\mathcal{I} = \{(g, h, j) : (g, h) \in \mathcal{P}, j \in \mathcal{J}_{g,h}(k_g, k_h)\}$, R is a matrix, and

$$\check{\mathfrak{S}} = \begin{pmatrix} \Pi \hat{\Sigma}_1 \Pi^\top & & & \\ & \Pi \hat{\Sigma}_2 \Pi^\top & & \\ & & \ddots & \\ & & & \Pi \hat{\Sigma}_G \Pi^\top \end{pmatrix}$$

with Π being defined in the proof of Proposition A.1. Similarly, $\tilde{M}_{\mathbf{k}}$ can be expressed as coordinate-wise maximum of $\Pi_{\mathbf{k}} R^\top \xi$, where $\xi \sim N(0, \mathfrak{S})$ with

$$\mathfrak{S} = \begin{pmatrix} \Pi \Sigma_1 \Pi^\top & & & \\ & \Pi \Sigma_2 \Pi^\top & & \\ & & \ddots & \\ & & & \Pi \Sigma_G \Pi^\top \end{pmatrix}.$$

Let $\mathfrak{C}_g^\top = \Pi \Sigma_g^{1/2}$ and consider SVD

$$\mathfrak{C}_g = U_g \Lambda_g V_g^\top,$$

where if $r_g \lesssim k \equiv |\mathcal{I}|$ denotes the rank of \mathfrak{C}_g , then we may take $U_g \in \mathbb{R}^{p \times r_g}$ to have orthonormal columns, $\Lambda_g \in \mathbb{R}^{r_g \times r_g}$ to be invertible, and V_g^\top to have orthonormal rows. Define

$$W_g = n_g^{-1} \sum_{i=1}^{n_g} (Z_{g,i} - \bar{Z}_g)(Z_{g,i} - \bar{Z}_g)^\top,$$

where $\bar{Z}_g = n_g^{-1} \sum_{i=1}^{n_g} Z_{g,i}$. Define

$$W = \begin{pmatrix} W_1 & & & \\ & W_2 & & \\ & & \ddots & \\ & & & W_G \end{pmatrix}.$$

It can be seen that $\mathfrak{S} = \mathfrak{C}^\top \mathfrak{C}$ and $\check{\mathfrak{S}} = \mathfrak{C}^\top W \mathfrak{C}$ with

$$\mathfrak{C} = \begin{pmatrix} \mathfrak{C}_1 & & & \\ & \mathfrak{C}_2 & & \\ & & \ddots & \\ & & & \mathfrak{C}_G \end{pmatrix}.$$

Define r_g -dimensional vector $\tilde{\xi}_g = V_g^\top \xi_g$ and $\tilde{\zeta}_g = V_g^\top \zeta_g$, where ξ_g and ζ_g are respectively the subvectors of ξ and ζ corresponding to the g^{th} sample. It can be shown that the columns of $\Pi \hat{\Sigma}_g \Pi^\top$ and $\Pi \Sigma_g \Pi^\top$ span the same subspace of \mathbb{R}^k with probability at least $1 - cn_g^{-2}$ (due to Lemma D.5 of [Lopes et al. \(2020\)](#) and note that the probability bound there can be strengthened to $1 - cn^{-2}$). Therefore, the event $E = \{\text{the columns of } \mathfrak{S} \text{ and } \hat{\mathfrak{S}} \text{ span the same subspace}\}$ holds with probability at least $1 - c \sum_{g=1}^G n_g^{-2} \geq 1 - cn^{-1}$, and furthermore, conditionally on E , the random vector ξ lies in the column-span of V , where

$$V = \begin{pmatrix} V_1 & & & \\ & V_2 & & \\ & & \ddots & \\ & & & V_G \end{pmatrix},$$

since $\check{\mathfrak{S}} = V \Lambda (U^\top W U) \Lambda V^\top$ with

$$U = \begin{pmatrix} U_1 & & & \\ & U_2 & & \\ & & \ddots & \\ & & & U_G \end{pmatrix} \quad \text{and} \quad \Lambda = \begin{pmatrix} \Lambda_1 & & & \\ & \Lambda_2 & & \\ & & \ddots & \\ & & & \Lambda_G \end{pmatrix}.$$

The argument below is conditional on the event E .

Given E , the random vector ξ lies in the column-span of V almost surely, which gives $V\tilde{\xi} = \xi$ almost surely. The same argument applies to ζ and $\tilde{\zeta}$. It follows that for any $t \in \mathbb{R}$, the events $\{\tilde{M}_{\mathbf{k}} \leq t\}$ and $\{\check{M}_{\mathbf{k}}^* \leq t\}$ can be expressed as $\{\tilde{\xi} \in \mathcal{A}_t\}$ and $\{\tilde{\zeta} \in \mathcal{A}_t\}$, respectively. Hence $d_K(\tilde{M}_{\mathbf{k}}, \mathcal{L}(\check{M}_{\mathbf{k}}^*|X))$ is upper-bounded by the total variation distance between $\mathcal{L}(\tilde{\xi})$ and $\mathcal{L}(\tilde{\zeta})$, and in turn, Pinsker's inequality implies that this is upper-bounded by $c\sqrt{d_{\text{KL}}(\mathcal{L}(\tilde{\zeta}), \mathcal{L}(\tilde{\xi}))}$, where $c > 0$ is an absolute constant, and d_{KL} denotes the KL divergence. Since the random vectors $\tilde{\xi} \sim N(0, V^\top \mathfrak{S} V)$ and $\tilde{\zeta} \sim N(0, V^\top \check{\mathfrak{S}} V)$ are Gaussian (conditional

on X), the following exact formula is available if we let $H = (V^\top \mathfrak{S} V)^{1/2}$ (so that $H^\top H = V^\top \mathfrak{S} V$) and $\tilde{C} = H^{-\top} (V^\top \check{\mathfrak{S}} V) H^{-1} - \mathbf{I}_r$,

$$\begin{aligned} d_{\text{KL}}(\mathcal{L}(\tilde{\zeta}), \mathcal{L}(\tilde{\xi})) &= \frac{1}{2} \{ \text{tr}(\tilde{C}) - \log \det(\tilde{C} + \mathbf{I}_r) \} \\ &= \frac{1}{2} \sum_{j=1}^r \{ \theta_j(\tilde{C}) - \log(\theta_j(\tilde{C}) + 1) \}, \end{aligned}$$

where $r = \sum_{g=1}^G r_g \leq Gk$ and $\theta_j(\tilde{C})$ denotes the eigenvalues of \tilde{C} . Note that $\|\tilde{C}\|_{\text{op}} \leq cGn^{-1/2}k \log n_{\max}$ by utilizing Lemma D.5 of [Lopes et al. \(2020\)](#) and the diagonal block structure of \tilde{C} . Using the inequality $|x - \log(x+1)| \leq x^2/(1+x)$ that holds for any $x \in (-1, \infty)$, as well as the condition $|\lambda_j(\tilde{C})| \leq \|\tilde{C}\|_{\text{op}} \leq cGn^{-1/2}k \log n_{\max} \leq 1/2$ for sufficiently large n , we have

$$d_{\text{KL}}(\mathcal{L}(\tilde{\zeta}), \mathcal{L}(\tilde{\xi})) \leq cr \|\tilde{C}\|_{\text{op}}^2 \leq cGk \left(Gn^{-1/2}k \log n_{\max} \right)^2,$$

for some absolute constant $c > 0$. Thus,

$$d_K(\mathcal{L}(\tilde{M}_{\mathbf{k}}), \mathcal{L}(\check{M}_{\mathbf{k}}^*|X)) \leq ck^{3/2}G^{3/2}n^{-1/2} \log n_{\max}$$

with probability at least $1 - cn^{-1}$. With $k \leq Gk_{\max}$ and further that

$$ck^{3/2}G^{3/2}n^{-1/2} \log n_{\max} \lesssim G^3k_{\max}^{3/2}n^{-1/2} \log n_{\max} \lesssim n^{-\frac{1}{2}+\delta},$$

the first term of (8) is bounded by $cn^{-\frac{1}{2}+\delta}$ with probability at least $1 - cn^{-1}$.

Address the second term of (8). We proceed by considering the general inequality

$$d_K(\mathcal{L}(\xi), \mathcal{L}(\zeta)) \leq \sup_{t \in \mathbb{R}} \mathbb{P}(|\zeta - t| \leq \varepsilon) + \mathbb{P}(|\xi - \zeta| > \varepsilon),$$

which holds for any random variables ξ and ζ , and any real number $\varepsilon > 0$. We will let $\mathcal{L}(\check{M}_{\mathbf{k}}^*|X)$ play the role of $\mathcal{L}(\xi)$, and let $\mathcal{L}(M_{\mathbf{k}}^*|X)$ play the role of $\mathcal{L}(\zeta)$. In other words, we need to establish an anti-concentration inequality for $\mathcal{L}(M_{\mathbf{k}}^*|X)$, as well as a coupling inequality for $M_{\mathbf{k}}^*$ and $\check{M}_{\mathbf{k}}^*$, conditionally on X .

For the coupling inequality, we put

$$\varepsilon = cn^{-1/2} \log^{5/2} n_{\max}$$

for a suitable constant $c > 0$ not depending on G , $|\mathcal{P}|$, p and n_1, \dots, n_G . Then Lemma E.6 shows that the event

$$\mathbb{P}(|\check{M}_{\mathbf{k}}^* - M_{\mathbf{k}}^*| > \varepsilon \mid X) \leq cn^{-1}$$

hold with probability at least $1 - cn^{-1}$.

For the anti-concentration inequality, we use Nazarov's inequality (Lemma G.2, [Lopes et al., 2020](#)). Let

$$\hat{\underline{\sigma}}_{\mathbf{k}} = \min_{(g,h) \in \mathcal{P}} \min_{j \in \mathcal{J}_{g,h}(k_g, k_h)} \hat{\sigma}_{g,h,j}.$$

Then Nazarov's inequality implies that the event

$$\sup_{t \in \mathbb{R}} \mathbb{P}(|M_{\mathbf{k}}^* - t| \leq \varepsilon | X) \leq c\varepsilon \hat{\underline{\sigma}}_{\mathbf{k}}^{\tau-1} \sqrt{\log k} \leq c\varepsilon \hat{\underline{\sigma}}_{\mathbf{k}}^{\tau-1} \sqrt{\log(2Nk_{\max})}$$

holds with probability 1, where $k = \sum_{(g,h) \in \mathcal{P}} k_{g,h} \leq 2Nk_{\max}$. Meanwhile, we observe that

$$\begin{aligned} \sigma_{g,h,j} &= \sqrt{\lambda_{g,h}^2 \sigma_{g,j}^2 + \lambda_{h,g}^2 \sigma_{h,j}^2} \geq \max\{\lambda_{g,h} \sigma_{g,j}, \lambda_{h,g} \sigma_{h,j}\} \\ &\geq \eta_1 \max\{\sigma_{g,j}, \sigma_{h,j}\} \geq \eta_1 c_{\circ} \max\{k_g^{-\alpha}, k_h^{-\alpha}\} \geq ck_{\max}^{-\alpha} \end{aligned} \quad (9)$$

for all $(g, h) \in \mathcal{P}$ and $j \in \mathcal{J}_{g,h}(k_g, k_h)$. Then, Lemma E.4 and Assumption 2 imply that the event

$$\hat{\underline{\sigma}}_{\mathbf{k}}^{\tau-1} \leq ck_{\max}^{\kappa}$$

holds with probability at least $1 - Nn^{-2} \geq 1 - cn^{-1}$. Given the above, we conclude that

$$\sup_{t \in \mathbb{R}} \mathbb{P}(|M_{\mathbf{k}}^* - t| \leq \varepsilon | X) \leq ck_{\max}^{\kappa} \sqrt{\log(2Nk_{\max})} n^{-1/2} \log^{5/2} n_{\max} \leq cn^{-1/2+\delta}$$

holds with probability at least $1 - cn^{-1}$, and complete the proof. \square

C Proof of Theorem 3.4

Define

$$\hat{M}_{\mathbf{k}} = \max_{(g,h) \in \mathcal{P}} \hat{M}_{k_{g,h}}(g, h), \quad (10)$$

Proof. We first observe that

$$d_K(\mathcal{L}(\hat{M}), \mathcal{L}(M)) \leq \text{I}'' + \text{II}'' + \text{III}'',$$

where

$$\begin{aligned} \text{I}'' &= d_K(\mathcal{L}(\hat{M}), \mathcal{L}(\hat{M}_{\mathbf{k}})), \\ \text{II}'' &= d_K(\mathcal{L}(\hat{M}_{\mathbf{k}}), \mathcal{L}(M_{\mathbf{k}})), \\ \text{III}'' &= d_K(\mathcal{L}(M_{\mathbf{k}}), \mathcal{L}(M)). \end{aligned}$$

The last term III'' requires no further consideration, as it is equal to I in the proof of Theorem 3.1. The

second term is handled in Proposition C.1, while the first term is handled in Proposition C.2. \square

Proposition C.1. *Let δ be as in Theorem 3.4. Under Assumptions 1–3, one has $\Pi'' \lesssim n^{-\frac{1}{2}+\delta}$.*

Proof. We again proceed by considering the general inequality

$$d_K(\mathcal{L}(\xi), \mathcal{L}(\zeta)) \leq \sup_{t \in \mathbb{R}} \mathbb{P}(|\zeta - t| \leq \varepsilon) + \mathbb{P}(|\xi - \zeta| > \varepsilon),$$

which holds for any random variables ξ and ζ , and any real number $\varepsilon > 0$. We will let $\mathcal{L}(\hat{M}_{\mathbf{k}})$ play the role of $\mathcal{L}(\xi)$, and let $\mathcal{L}(M_{\mathbf{k}})$ play the role of $\mathcal{L}(\zeta)$. In other words, we need to establish an anti-concentration inequality for $\mathcal{L}(M_{\mathbf{k}})$, as well as a coupling inequality for $\hat{M}_{\mathbf{k}}$ and $M_{\mathbf{k}}$.

For the coupling inequality, we put

$$\varepsilon = cn^{-1/2} \log^{5/2} n_{\max}$$

for a suitable constant c not depending on G , $|\mathcal{P}|$, p and n_1, \dots, n_G . Then Lemma E.7 shows that

$$\mathbb{P}(|\hat{M}_{\mathbf{k}} - M_{\mathbf{k}}| > \varepsilon) \lesssim n^{-1}.$$

For the anti-concentration inequality, we utilize $d_K(\mathcal{L}(M_{\mathbf{k}}), \mathcal{L}(\tilde{M}_{\mathbf{k}})) \lesssim n^{-1/2+\delta}$ that has been established in the proof of Theorem 3.1. It suggests that

$$\begin{aligned} \sup_{t \in \mathbb{R}} \mathbb{P}(|M_{\mathbf{k}} - t| \leq \varepsilon) &= \sup_{t \in \mathbb{R}} \{\mathbb{P}(M_{\mathbf{k}} \leq t + \varepsilon) - \mathbb{P}(M_{\mathbf{k}} \leq t - \varepsilon)\} \\ &= \sup_{t \in \mathbb{R}} \{\mathbb{P}(\tilde{M}_{\mathbf{k}} \leq t + \varepsilon) - \mathbb{P}(\tilde{M}_{\mathbf{k}} \leq t - \varepsilon)\} + cn^{-1/2+\delta}. \end{aligned}$$

Let

$$\underline{\sigma}_{\mathbf{k}} = \min_{(g,h) \in \mathcal{P}} \min_{j \in \mathcal{J}_{g,h}(k_g, k_h)} \sigma_{g,h,j}.$$

Then Nazarov's inequality implies that

$$\sup_{t \in \mathbb{R}} \mathbb{P}(|\tilde{M}_{\mathbf{k}} - t| \leq \varepsilon) \lesssim \varepsilon \underline{\sigma}_{\mathbf{k}}^{\tau-1} \sqrt{\log k} \lesssim \varepsilon \underline{\sigma}_{\mathbf{k}}^{\tau-1} \sqrt{\log(2Nk_{\max})} \lesssim \varepsilon k_{\max}^{\alpha(1-\tau)} \sqrt{\log(2Nk_{\max})},$$

where $k = \sum_{(g,h) \in \mathcal{P}} k_{g,h}$, and the last inequality is due to (9). Given the above, we conclude that

$$\sup_{t \in \mathbb{R}} \mathbb{P}(|\tilde{M}_{\mathbf{k}} - t| \leq \varepsilon) \leq cn^{-1/2} (\log^{5/2} n_{\max}) k_{\max}^{\alpha(1-\tau)} \sqrt{\log(2Nk_{\max})} \leq cn^{-1/2+\delta}.$$

This completes the proof. \square

Proposition C.2. *Under the conditions of Theorem 3.4, one has $\Pi'' \lesssim n^{-\frac{1}{2}+\delta}$.*

Proof. Define

$$A''(t) = \left\{ \max_{(g,h) \in \mathcal{P}} \max_{j \in \mathcal{J}_{g,h}(k_g, k_h)} (\lambda_{g,h} S_{g,j} / \hat{\sigma}_{g,h,j}^\tau - \lambda_{h,g} S_{h,j} / \hat{\sigma}_{g,h,j}^\tau) \leq t \right\},$$

$$B''(t) = \left\{ \max_{(g,h) \in \mathcal{P}} \max_{j \in \mathcal{J}_{g,h}^c(k_g, k_h)} (\lambda_{g,h} S_{g,j} / \hat{\sigma}_{g,h,j}^\tau - \lambda_{h,g} S_{h,j} / \hat{\sigma}_{g,h,j}^\tau) > t \right\},$$

and $\mathcal{J}_{g,h}^c(k_g, k_h)$ denotes the complement of $\mathcal{J}_{g,h}(k_g, k_h)$ in $\{1, \dots, p\}$. Also, if $t_1'' \leq t_2''$, it is seen that

$$A''(t) \cap B''(t) \subset A''(t_2'') \cup B''(t_1'')$$

for all $t \in \mathbb{R}$. By a union bound, we have

$$I'' \leq \mathbb{P}(A''(t_2'')) + \mathbb{P}(B''(t_1'')).$$

Take

$$t_1'' = ck_\circ^{-\kappa} \log n$$

$$t_2'' = c_\circ \ell_{\max}^{-\kappa} \sqrt{\log \ell_{\max}}$$

for a certain constant $c > 0$. We shall show that $\mathbb{P}(A''(t_2''))$ and $\mathbb{P}(B''(t_1''))$ are bounded by $cn^{-1/2+\delta}$. Before that we note the inequality $t_1'' \leq t_2''$ holds for all large n , due to the definitions of ℓ_{\max} , k_\circ , and κ , as well as the condition $(1-\tau)\sqrt{\log n} \gtrsim 1$. Specifically, we shall establish that

$$\mathbb{P}(A''(t_2'')) \lesssim n^{-\frac{1}{2}+\delta}, \quad (11)$$

and

$$\mathbb{P}(B''(t_1'')) \lesssim n^{-1}. \quad (12)$$

According to Propositions C.1 and A.1, we have

$$\begin{aligned} \mathbb{P}(A''(t_2'')) &\leq \mathbb{P} \left(\max_{(g,h) \in \mathcal{P}} \max_{j \in \mathcal{J}_{g,h}(k_g, k_h)} (\lambda_{g,h} S_{g,j} / \sigma_{g,h,j}^\tau - \lambda_{h,g} S_{h,j} / \sigma_{g,h,j}^\tau) \leq t_2'' \right) + \Pi'' \\ &\leq \mathbb{P} \left(\max_{(g,h) \in \mathcal{P}} \max_{j \in \mathcal{J}_{g,h}(k_g, k_h)} (\lambda_{g,h} \tilde{S}_{g,j} / \sigma_{g,h,j}^\tau - \lambda_{h,g} \tilde{S}_{h,j} / \sigma_{g,h,j}^\tau) \leq t_2'' \right) + \Pi + \Pi'' \\ &\leq \mathbb{P} \left(\max_{(g,h) \in \mathcal{P}} \max_{j \in \mathcal{J}_{g,h}(k_g, k_h)} (\lambda_{g,h} \tilde{S}_{g,j} / \sigma_{g,h,j}^\tau - \lambda_{h,g} \tilde{S}_{h,j} / \sigma_{g,h,j}^\tau) \leq t_2'' \right) + cn^{-\frac{1}{2}+\delta}. \end{aligned}$$

Then (11) follows from an argument similar to that of Lemma A.3.

To derive (12), consider

$$U = \max_{(g,h) \in \mathcal{P}} \max_{j \in \mathcal{J}_{g,h}^c(k_g, k_h)} \frac{\lambda_{g,h} S_{g,j} - \lambda_{h,g} S_{h,j}}{\hat{\sigma}_{g,h,j}^\tau}.$$

We first observe that

$$\|U\|_q^q \leq \sum_{(g,h) \in \mathcal{P}, j \in \mathcal{J}_{g,h}^c(k_g, k_h)} \mathbb{E} \left| \frac{\lambda_{g,h} S_{g,j} - \lambda_{h,g} S_{h,j}}{\hat{\sigma}_{g,h,j}^\tau} \right|^q \leq \sum_{(g,h) \in \mathcal{P}, j \in \mathcal{J}_{g,h}^c(k_g, k_h)} \|V_{g,h,j}\|_{2q}^{1/2} \|Y_{g,h,j}\|_{2q}^{1/2}$$

with

$$V_{g,h,j} = \left| \frac{\sigma_{g,h,j}^\tau}{\hat{\sigma}_{g,h,j}^\tau} \right|, \\ Y_{g,h,j} = \left| \frac{\lambda_{g,h} S_{g,j} - \lambda_{h,g} S_{h,j}}{\sigma_{g,h,j}^\tau} \right|.$$

By Lemma E.10, we further have

$$\begin{aligned} \|U\|_q^q &\leq c \sum_{(g,h) \in \mathcal{P}, j \in \mathcal{J}_{g,h}^c(k_g, k_h)} \|Y_{g,h,j}\|_{2q}^{1/2} \\ &\leq c \sum_{(g,h) \in \mathcal{P}, j \in \mathcal{J}_{g,h}^c(k_g, k_h)} \left(\sigma_{g,h,j}^{2q(1-\tau)} \mathbb{E} \left| \frac{\lambda_{g,h} S_{g,j} - \lambda_{h,g} S_{h,j}}{\sigma_{g,h,j}} \right|^{2q} \right)^{1/2} \\ &\leq c \sum_{(g,h) \in \mathcal{P}, j \in \mathcal{J}_{g,h}^c(k_g, k_h)} \sigma_{g,h,j}^{q(1-\tau)} \left(\mathbb{E} \left| \frac{\lambda_{g,h} S_{g,j} - \lambda_{h,g} S_{h,j}}{\sigma_{g,h,j}} \right|^{2q} \right)^{1/2} \\ &\leq c(cq)^{q/2} \sum_{(g,h) \in \mathcal{P}, j \in \mathcal{J}_{g,h}^c(k_g, k_h)} \sigma_{g,h,j}^{q(1-\tau)} \\ &\leq c(cq)^{q/2} c_1^{q(1-\tau)} N \frac{k_\circ^{-q\kappa+1}}{q\kappa-1}, \end{aligned}$$

where the last inequality is due to (4). If we put $C = \frac{c}{(q\kappa-1)^{1/q}} k^{1/q} N^{1/q} \lesssim 1$, then

$$\|U\|_q \leq Cqk^{-\kappa}.$$

Since $q \lesssim \log n$, we have

$$\mathbb{P}(U \geq ck^{-\kappa} \log n) \leq e^{-q} \leq \frac{1}{n},$$

as needed. □

Remark. If Assumption 4 is replaced with the condition $n^{-1/2} \log^3 p \ll 1$, then (12) can be established in the following way. With the same notations in the proof of Proposition C.2, we first observe that

$$U \leq \left(\max_{(g,h) \in \mathcal{P}} \max_{j \in \mathcal{J}_{g,h}^c(k_g, k_h)} \left| \frac{\sigma_{g,h,j}^\tau}{\hat{\sigma}_{g,h,j}^\tau} \right| \right) V$$

with

$$V = \max_{(g,h) \in \mathcal{P}} \max_{j \in \mathcal{J}_{g,h}^c(k_g, k_h)} \left| \frac{\lambda_{g,h} S_{g,j} - \lambda_{h,g} S_{h,j}}{\sigma_{g,h,j}^\tau} \right|.$$

Under the condition $n^{-1/2} \log^3 p \ll 1$,

$$\max_{(g,h) \in \mathcal{P}} \max_{j \in \mathcal{J}_{g,h}^c(k_g, k_h)} \left| \frac{\sigma_{g,h,j}^\tau}{\hat{\sigma}_{g,h,j}^\tau} \right| \asymp 1$$

with probability at least $1 - cNn^{-2}$, according to Lemma E.8. With the aid of Lemma E.3, the term V then can be handled by an argument similar to the proof of Lemma A.3.

Remark. The above proofs relied on the condition $p > k_\circ$ for this implies $k_\circ \geq n^{\log^{-a} n}$ and $\ell_\circ \geq \log^3 n$. These conditions are used in the analysis of I and III, as well as I', III'(X), I'' and III''. If $p \leq k_\circ$, then the definition of k_\circ implies that $p = k_1 = \dots = k_G$, and the quantities I, III, I', III'(X), I'' and III'' become exactly 0. In this case, the proofs of Theorems 3.1, 3.2 and 3.4 reduce to bounding II, II'(X) and II'', and these arguments can be repeated as before.

D Proof of Theorem 3.3

Proof. Part (ii) is handled in Proposition D.1. Below we establish part (i).

By Theorem 3.1 and 3.2, the event $E = \{d_K(M, M^*) \leq ca_n\}$ holds with probability at least $1 - cn^{-1}$, where $a_n = n^{-1/2+\delta}$. Below we condition on the event E and observe that $q_M(\varrho - ca_n) \leq q_{M^*}(\varrho) \leq q_M(\varrho + ca_n)$ conditional on E .

In the derivation of Proposition A.2, with the notation there, we have

$$\begin{aligned} \mathbb{P}(\tilde{M} \leq t) &= \mathbb{P}(A(t) \cap B^c(t)) = P(A(t)) - \mathbb{P}(A(t) \cap B(t)) \\ &\geq \mathbb{P}(A(t)) - \mathbb{P}(A(t_2)) - \mathbb{P}(B(t_1)) \\ &\geq \mathbb{P}(A(t)) - cn^{-1/2+\delta}. \end{aligned}$$

By an argument similar to Lemma A.3, one can show that if

$$V = \max_{(g,h) \in \mathcal{P}} \max_{j \in \mathcal{J}_{g,h}(k_g, k_h)} \frac{\lambda_{g,h} S_{g,j} - \lambda_{h,g} S_{h,j}}{\sigma_{g,h,j}^\tau},$$

then $\|V\|_m^m \leq (cm)^m k_{\max} N$ if we define $m = \max\{2\kappa^{-1}, 3, \sqrt{\log n}\}$. Thus,

$$\mathbb{P}(A(t)) = 1 - \mathbb{P}(V > t) \geq 1 - \frac{\|V\|_m^m}{t^m} \geq 1 - e^{-m} \rightarrow 0$$

if $t \geq e\|V\|_m \gtrsim \log^{1/2} n$. Therefore, $q_M(\varrho + ca_n) \lesssim \sqrt{\log n}$, otherwise $\mathbb{P}(\tilde{M} \leq t) \rightarrow 1 > \varrho$. Similar argument shows that $q_M(\varrho - ca_n) \lesssim \sqrt{\log n}$. \square

Proposition D.1. *Under Assumptions 1–3, for some constant $c > 0$ not depending on G , $|\mathcal{P}|$, p and n_1, \dots, n_G , one has*

$$\mathbb{P}\left(\max_{(g,h) \in \mathcal{P}} \max_{1 \leq j \leq p} \hat{\sigma}_{g,h,j}^2 < 2\sigma_{\max}^2\right) \geq 1 - cn^{-1},$$

where $\sigma_{\max} = \max\{\sigma_{g,j} : 1 \leq j \leq p, 1 \leq g \leq G\}$.

Proof. Define

$$\begin{aligned} A^\circ(t) &= \left\{ \max_{(g,h) \in \mathcal{P}} \max_{j \in \mathcal{J}_{g,h}(n,n)} \hat{\sigma}_{g,h,j}^2 > t \right\}, \\ B^\circ(t) &= \left\{ \max_{(g,h) \in \mathcal{P}} \max_{j \in \mathcal{J}_{g,h}^c(n,n)} \hat{\sigma}_{g,h,j}^2 > t \right\}, \end{aligned}$$

and $\mathcal{J}_{g,h}^c(n,n)$ denotes the complement of $\mathcal{J}_{g,h}(n,n)$ in $\{1, \dots, p\}$. Take $t^\circ = 2\sigma_{\max}^2$. We shall establish that

$$\mathbb{P}(A^\circ(t^\circ)) \lesssim n^{-1}, \quad (13)$$

and when $\mathcal{J}_{g,h}^c(n,n) \neq \emptyset$ for some (g,h) ,

$$\mathbb{P}(B^\circ(t^\circ)) \lesssim n^{-1}. \quad (14)$$

For (13), we first observe that

$$\mathbb{P}(\hat{\sigma}_{g,h,j}^2 > t^\circ) \leq \mathbb{P}(|\hat{\sigma}_{g,h,j}^2 - \sigma_{g,h,j}^2| > t^\circ - \sigma_{\max}^2).$$

With the above inequality, by using Lemma E.5 and union bound, we conclude that

$$\begin{aligned} \mathbb{P}(A^\circ(t^\circ)) &\leq \sum_{(g,h) \in \mathcal{P}} \sum_{j \in \mathcal{J}_{g,h}(n,n)} \mathbb{P}(|\hat{\sigma}_{g,h,j}^2 - \sigma_{g,h,j}^2| > t^\circ - \sigma_{\max}^2) \\ &\leq cNn \cdot n^{-3} \lesssim n^{-1}. \end{aligned}$$

To derive (14), consider

$$U = \max_{(g,h) \in \mathcal{P}} \max_{j \in \mathcal{J}_{g,h}^c(n,n)} \hat{\sigma}_{g,h,j}^2.$$

For $q = \max\{\alpha^{-1}, 3, \log n\}$, we first observe that

$$\|U\|_q^q \leq \sum_{(g,h) \in \mathcal{P}, j \in \mathcal{J}_{g,h}^c(n,n)} \mathbb{E}|\hat{\sigma}_{g,h,j}^2|^q$$

By Lemma E.1, we further have

$$\|U\|_q^q \leq \sum_{(g,h) \in \mathcal{P}, j \in \mathcal{J}_{g,h}^c(n,n)} \|\hat{\sigma}_{g,h,j}\|_{2q}^{2q}$$

$$\begin{aligned}
&\leq \sum_{(g,h) \in \mathcal{P}, j \in \mathcal{J}_{g,h}^c(n,n)} (c\sigma_{g,h,j}\sqrt{2q})^{2q} \\
&\leq c(cq)^q \sum_{(g,h) \in \mathcal{P}, j \in \mathcal{J}_{g,h}^c(n,n)} \sigma_{g,h,j}^{2q} \\
&\leq c(cq)^q N n^{-2q\alpha+1}
\end{aligned}$$

where the last inequality is derived by a method that is similar to the one for (4). Then we deduce that

$$\|U\|_q \lesssim q n^{-2\alpha+1/q} N^{1/q} \ll \sigma_{\max}^2.$$

Since $q \lesssim \log n$, we have

$$\mathbb{P}(U > 2\sigma_{\max}^2) \leq \mathbb{P}(U \geq e\|U\|_q) \leq e^{-q} \leq \frac{1}{n}$$

for all sufficiently large n . □

E Technical Lemmas

Lemma E.1. *Suppose the conditions of Theorem 3.1 hold. For any fixed $b > 0$, if $3 \leq q \leq \max\{2\kappa^{-1}, 3, \log^b n\}$, then there exists a constant $c > 0$ not depending on q, G, N, p and n_1, \dots, n_G , such that for any $g \in \{1, \dots, G\}$ and $j \in \{1, \dots, p\}$, we have $\|\hat{\sigma}_{g,j}\|_q \leq c\sigma_{g,j}\sqrt{q}$.*

Proof. According to Lemma D.1 of Lopes et al. (2020) (which still holds when $q = \log^b n \geq 3$), we have $\|\hat{\sigma}_{g,j}\|_q \leq c\sigma_{g,j}\sqrt{q}$. Therefore, due $\hat{\sigma}_{g,h,j} = \sqrt{\lambda_{g,h}^2 \hat{\sigma}_{g,j}^2 + \lambda_{h,g}^2 \hat{\sigma}_{h,j}^2} \leq \lambda_{g,h} \hat{\sigma}_{g,j} + \lambda_{h,g} \hat{\sigma}_{h,j}$, and using the fact that $\|Y\|_q^2 = \|Y^2\|_{q/2}$ for any random variable Y , we deduce that

$$\begin{aligned}
\|\hat{\sigma}_{g,h,j}\|_q^2 &= \|\hat{\sigma}_{g,h,j}^2\|_{q/2} = \|\lambda_{g,h}^2 \hat{\sigma}_{g,j}^2 + \lambda_{h,g}^2 \hat{\sigma}_{h,j}^2\|_{q/2} \\
&\leq \lambda_{g,h}^2 \|\hat{\sigma}_{g,j}^2\|_{q/2} + \lambda_{h,g}^2 \|\hat{\sigma}_{h,j}^2\|_{q/2} = \lambda_{g,h}^2 \|\hat{\sigma}_{g,j}\|_q^2 + \lambda_{h,g}^2 \|\hat{\sigma}_{h,j}\|_q^2 \\
&\leq c^2 q (\lambda_{g,h}^2 \sigma_{g,j}^2 + \lambda_{h,g}^2 \sigma_{h,j}^2) = c^2 q \sigma_{g,h,j}^2.
\end{aligned}$$

□

Lemma E.2. *Let $q = \max\{2\kappa^{-1}, 3, \log n\}$ and $s = q(1 - \tau)$. Consider the random variables $\hat{\mathbf{s}}$ and $\hat{\mathbf{t}}$ defined by*

$$\hat{\mathbf{s}} = \left(\sum_{(g,h) \in \mathcal{P}} \sum_{j \in \mathcal{J}_{g,h}^c(k_g, k_h)} \hat{\sigma}_{g,h,j}^s \right)^{1/s}$$

and

$$\hat{\mathbf{t}} = \left(\sum_{(g,h) \in \mathcal{P}} \sum_{j \in \mathcal{J}_{g,h}(k_g, k_h)} \hat{\sigma}_{g,h,j}^s \right)^{1/s}.$$

Under conditions of Theorem 3.1, there is a constant $c > 0$, not depending on q , G , N , p and n_1, \dots, n_G , such that

$$\mathbb{P}\left(\hat{\mathbf{s}} \geq \frac{c\sqrt{q}}{(q\kappa - 1)^{1/s}} k_o^{-\alpha+1/s} (2N)^{1/s}\right) \leq e^{-q} \quad (15)$$

and

$$\mathbb{P}\left(\hat{\mathbf{t}} \geq \frac{c\sqrt{q}}{(q\kappa - 1)^{1/s}} (2N)^{1/s}\right) \leq e^{-q}. \quad (16)$$

Proof. With the aid of Lemma E.1, the conclusions of the lemma can be derived by the similar arguments of Lemma D.2 in Lopes et al. (2020). Below is the detail.

$$\begin{aligned} \|\hat{\mathbf{s}}\|_q &= \left\| \sum_{(g,h) \in \mathcal{P}} \sum_{j \in \mathcal{J}^c(k_g, k_h)} \hat{\sigma}_{g,h,j}^s \right\|_{q/s}^{1/s} \leq \left(\sum_{(g,h) \in \mathcal{P}} \sum_{j \in \mathcal{J}^c(k_g, k_h)} \|\hat{\sigma}_{g,h,j}^s\|_{q/s} \right)^{1/s} \\ &= \left(\sum_{(g,h) \in \mathcal{P}} \sum_{j \in \mathcal{J}^c(k_g, k_h)} \|\hat{\sigma}_{g,h,j}\|_q^s \right)^{1/s} \leq \sqrt{q} \left(\sum_{(g,h) \in \mathcal{P}} \sum_{j \in \mathcal{J}^c(k_g, k_h)} \sigma_{g,h,j}^s \right)^{1/s} \\ &\leq \sqrt{q} \left(\sum_{(g,h) \in \mathcal{P}} \sum_{j \in \mathcal{J}^c(k_g, k_h)} \sigma_{g,h,j}^s \right)^{1/s} \leq c\sqrt{q} \left(\sum_{(g,h) \in \mathcal{P}} \sum_{j \in \mathcal{J}^c(k_g, k_h)} \max\{\sigma_{g,j}, \sigma_{h,j}\}^s \right)^{1/s} \\ &\leq c\sqrt{q} \left(\sum_{(g,h) \in \mathcal{P}} \sum_{j \in \mathcal{J}^c(k_g, k_h)} (\sigma_{g,j}^s + \sigma_{h,j}^s) \right)^{1/s} \leq c\sqrt{q} \left(\sum_{(g,h) \in \mathcal{P}} \left\{ \sum_{j \in \mathcal{J}^c(k_g)} \sigma_{g,j}^s + \sum_{j \in \mathcal{J}^c(k_h)} \sigma_{h,j}^s \right\} \right)^{1/s} \\ &\leq c\sqrt{q} \left(\sum_{(g,h) \in \mathcal{P}} \left\{ \int_{k_g}^p x^{-s\alpha} dx + \int_{k_h}^p x^{-s\alpha} dx \right\} \right)^{1/s} \leq c\sqrt{q} \left(2N \int_{k_o}^p x^{-s\alpha} dx \right)^{1/s} \\ &\leq c\sqrt{q} (2N)^{1/s} \frac{k_o^{-\alpha+1/s}}{(s\alpha - 1)^{1/s}}, \end{aligned}$$

where for the last step, we use $s\alpha = q\kappa > 1$. The proof for $\hat{\mathbf{t}}$ can be made by the same argument, except that we use the bound $\sum_{j \in \mathcal{J}(k_g)} \sigma_{g,j}^s \lesssim 1$. \square

Lemma E.3. Suppose the conditions of Theorem 3.1 hold, and for any fixed $b > 0$, let $q = \max\{2\kappa^{-1}, \log^b n, 3\}$. Then, there is a constant $c > 0$, not depending on q , G , N , p and n_1, \dots, n_G , such that for any $(g, h) \in \mathcal{P}$ and $j \in \{1, \dots, p\}$, we have

$$\left\| \frac{\lambda_{g,h} S_{g,j}}{\sigma_{g,h,j}} - \frac{\lambda_{h,g} S_{h,j}}{\sigma_{g,h,j}} \right\|_q \leq cq, \quad (17)$$

and the following event holds with probability 1,

$$\left(\mathbb{E} \left[\left| \frac{\lambda_{g,h} S_{g,j}^*}{\hat{\sigma}_{g,h,j}} - \frac{\lambda_{h,g} S_{h,j}^*}{\hat{\sigma}_{g,h,j}} \right|^q \mid X \right] \right)^{1/q} \leq cq. \quad (18)$$

Proof. Without loss of generality, let $(g, h) = (1, 2)$, and set $\lambda_1 = \lambda_{g,h}$, $\lambda_2 = \lambda_{h,g}$, and $\sigma_j = \sigma_{g,h,j}$. Also, below shall reuse the symbol g for some index from $\{1, 2\}$, i.e., $g \in \{0, 1\}$ in what follows.

Since $q > 2$, by Minkowski's inequality and Lemma G.4 of [Lopes et al. \(2020\)](#), we have

$$\begin{aligned} \|\lambda_1 S_{1,j}/\sigma_j - \lambda_2 S_{2,j}/\sigma_j\|_q &\leq \|\lambda_1 S_{1,j}/\sigma_j\|_q + \|\lambda_2 S_{2,j}/\sigma_j\|_q \\ &\leq q \max\{\|\lambda_1 S_{1,j}/\sigma_j\|_2, \lambda_1 n_1^{-1/2+1/q} \|(X_{1,1,j} - \mu_{1,j})/\sigma_j\|_q\} \\ &\quad + q \max\{\|\lambda_2 S_{2,j}/\sigma_j\|_2, \lambda_2 n_2^{-1/2+1/q} \|(X_{2,1,j} - \mu_{1,j})/\sigma_j\|_q\}. \end{aligned}$$

We further have

$$\|S_{g,j}\|_2^2 = \text{var}(S_{g,j}) = \sigma_{g,j}^2$$

and thus $\|\lambda_g S_{g,j}/\sigma_j\|_2 = \lambda_g \sigma_{g,j} \sigma_j^{-1} \leq 1$, where we notice that $\lambda_g^2 \sigma_{g,j}^2 \sigma_j^{-2} = \lambda_g^2 \sigma_{g,j}^2 / (\lambda_1^2 \sigma_{1,j}^2 + \lambda_2^2 \sigma_{2,j}^2) \leq 1$. Also, if we define the vector $u_g = \sigma_{g,j}^{-1} \Sigma_g^{1/2} e_j$ in \mathbb{R}^p , which satisfies $\|u\|_2 = 1$, then we have

$$\lambda_g \|(X_{g,1,j} - \mu_{g,j})/\sigma_j\|_q = \lambda_g \sigma_{g,j} \sigma_j^{-1} \|(X_{g,1,j} - \mu_{g,j})/\sigma_{g,j}\|_q \leq \|Z_{g,1}^\top u\|_q \lesssim q,$$

and prove (17). Inequality (18) follows from the same argument, conditionally on X . \square

Define the correlation

$$\rho_{g,h,j,j'} = \frac{\Sigma_{g,h}(j,j')}{\sigma_{g,h,j} \sigma_{g,h,j'}},$$

and its sample version

$$\hat{\rho}_{g,h,j,j'} = \frac{\hat{\Sigma}_{g,h}(j,j')}{\hat{\sigma}_{g,h,j} \hat{\sigma}_{g,h,j'}},$$

for any $j, j' \in \{1, \dots, p\}$.

Lemma E.4. *Under Assumption 1 and 3, there is a constant $c > 0$, not depending on G , $|\mathcal{P}|$, p and n_1, \dots, n_G , such that the following events*

$$\max_{j \in \mathcal{J}_{g,h}(k_g, k_h)} \left| \frac{\hat{\sigma}_{g,h,j}}{\sigma_{g,h,j}} - 1 \right| \leq ca_n,$$

$$\min_{j \in \mathcal{J}_{g,h}(k_g, k_h)} \hat{\sigma}_{g,h,j}^{1-\tau} \geq \left(\min_{j \in \mathcal{J}_{g,h}(k_g, k_h)} \sigma_{g,h,j}^{1-\tau} \right) (1 - ca_n),$$

and

$$\max_{j, j' \in \mathcal{J}_{g,h}(k_g, k_h)} |\hat{\rho}_{j,j'} - \rho_{j,j'}| \leq ca_n$$

each hold with probability at least $1 - cn^{-2}$, where $a_n = n^{-1/2} \log n_{\max}$.

Proof. These conclusions are direct consequences of Lemma E.5. \square

Lemma E.5. *Suppose Assumptions 1 and 3 hold, and fix any $1 \leq g < h \leq G$ and any two (possibly equal) indices $j, j' \in \{1, \dots, p\}$. Then, for any number $\vartheta \geq 1$, there are positive constants c and $c_1(\vartheta)$, not depending*

on G , $|\mathcal{P}|$, p and n_1, \dots, n_G , such that the event

$$\left| \frac{\widehat{\Sigma}_{g,h}(j, j')}{\sigma_{g,h,j}\sigma_{g,h,j'}} - \rho_{g,h,j,j'} \right| \leq c_1(\vartheta) n^{-1/2} \log n_{\max}$$

holds with probability at least $1 - cn^{-\vartheta}$

Proof. It is equivalent to showing that

$$|\widehat{\Sigma}_{g,h}(j, j') - \Sigma_{g,h}(j, j')| \leq c_1(\vartheta) n^{-1/2} (\log n_{\max}) \sigma_{g,h,j} \sigma_{g,h,j'}.$$

$$\begin{aligned} |\widehat{\Sigma}_{g,h}(j, j') - \Sigma_{g,h}(j, j')| &= |\lambda_{g,h}^2 \widehat{\Sigma}_g(j, j') - \lambda_{g,h}^2 \Sigma_g(j, j') + \lambda_{h,g}^2 \widehat{\Sigma}_h(j, j') - \lambda_{h,g}^2 \Sigma_h(j, j')| \\ &\leq \lambda_{g,h}^2 |\widehat{\Sigma}_g(j, j') - \Sigma_g(j, j')| + \lambda_{h,g}^2 |\widehat{\Sigma}_h(j, j') - \Sigma_h(j, j')| \\ &\leq c_1(\vartheta) (n_g^{-1/2} \lambda_{g,h}^2 \sigma_{g,j} \sigma_{g,j'} \log n_g + n_h^{-1/2} \lambda_{h,g}^2 \sigma_{h,j} \sigma_{h,j'} \log n_h) \\ &\leq 2c_1(\vartheta) (\log n_{\max}) n^{-1/2} (\lambda_{g,h}^2 \sigma_{g,j} \sigma_{g,j'} + \lambda_{h,g}^2 \sigma_{h,j} \sigma_{h,j'}), \end{aligned}$$

with probability at least $1 - cn_g^{-\vartheta} - cn_h^{-\vartheta} \geq 1 - 2cn^{-\vartheta}$, where the second inequality is due to Lemma D.7 of [Lopes et al. \(2020\)](#). Now, by Cauchy-Schwarz inequality, we have

$$2\sigma_{g,j}\sigma_{g,j'}\sigma_{h,j}\sigma_{h,j'} \leq \sigma_{g,j}^2\sigma_{h,j'}^2 + \sigma_{h,j}^2\sigma_{g,j'}^2,$$

and further

$$\begin{aligned} \lambda_{g,h}^2 \sigma_{g,j} \sigma_{g,j'} + \lambda_{h,g}^2 \sigma_{h,j} \sigma_{h,j'} &= \sqrt{(\lambda_{g,h}^2 \sigma_{g,j} \sigma_{g,j'} + \lambda_{h,g}^2 \sigma_{h,j} \sigma_{h,j'})^2} \\ &\leq \sqrt{(\lambda_{g,h}^2 \sigma_{g,j}^2 + \lambda_{h,g}^2 \sigma_{h,j}^2)} \sqrt{(\lambda_{g,h}^2 \sigma_{g,j'}^2 + \lambda_{h,g}^2 \sigma_{h,j'}^2)} \\ &= \sigma_{g,h,j} \sigma_{g,h,j'}, \end{aligned}$$

which completes the proof. \square

Remark. In the above proof, we note that Lemma D.7 of [Lopes et al. \(2020\)](#) does not depend on Assumption 2 of [Lopes et al. \(2020\)](#).

Lemma E.6. *Under the conditions of Theorem 3.1, there is a constant $c > 0$, not depending on G , $|\mathcal{P}|$, p and n_1, \dots, n_G , such that*

$$\mathbb{P}(|\check{M}_{\mathbf{k}}^* - M_{\mathbf{k}}^*| > r_n | X) \leq cn^{-1}$$

holds with probability at least $1 - cn^{-1}$, where $\check{M}_{\mathbf{k}}^*$ is defined in (7) and $r_n = cn^{-1/2} \log^{5/2} n_{\max}$.

Proof. With a similar argument of Lemma D.8 of Lopes et al. (2020), we show that

$$|\check{M}_{\mathbf{k}}^* - M_{\mathbf{k}}^*| \leq \max_{(g,h) \in \mathcal{P}} \max_{j \in \mathcal{J}_{g,h}(k_g, k_h)} \left| \left(\frac{\hat{\sigma}_{g,h,j}}{\sigma_{g,h,j}} \right)^\tau - 1 \right| \cdot \max_{(g,h) \in \mathcal{P}} \max_{j \in \mathcal{J}_{g,h}(k_g, k_h)} \left| \frac{S_{g,h,j}^*}{\hat{\sigma}_{g,h,j}^\tau} \right|.$$

It follows from Lemma E.4 that the event

$$\max_{(g,h) \in \mathcal{P}} \max_{j \in \mathcal{J}_{g,h}(k_g, k_h)} \left| \left(\frac{\hat{\sigma}_{g,h,j}}{\sigma_{g,h,j}} \right)^\tau - 1 \right| \leq cn^{-1/2} \log n_{\max}$$

holds with probability at least $1 - cNn^{-2} \geq 1 - cn^{-1}$. Now consider

$$U^* = \max_{(g,h) \in \mathcal{P}} \max_{j \in \mathcal{J}_{g,h}(k_g, k_h)} \left| \frac{S_{g,h,j}^*}{\hat{\sigma}_{g,h,j}^\tau} \right|.$$

We shall show that

$$\mathbb{P}\left(U^* \geq c \log^{3/2} n_{\max} \mid X\right) \leq cn^{-1}$$

holds with probability at least $1 - cn^{-1}$ to complete the proof.

Using Chebyshev's inequality with $q = \{2\kappa^{-1}, 3, \log n\}$ gives

$$\mathbb{P}\left(U^* \geq e[\mathbb{E}(|U^*|^q \mid X)]^{1/q} \mid X\right) \leq e^{-q}.$$

Now it suffices to show that the event

$$[\mathbb{E}(|U^*|^q \mid X)]^{1/q} \leq c \log^{3/2} n_{\max}$$

holds with probability at least $1 - cn^{-1}$. This done by repeating the argument in Lemma B.1 with the aid of (16) from Lemma E.2. \square

Lemma E.7. *Under the conditions of Theorem 3.4, for some constant $c > 0$, not depending on G , $|\mathcal{P}|$, p and n_1, \dots, n_G , we have*

$$\mathbb{P}\left(|\hat{M}_{\mathbf{k}} - M_{\mathbf{k}}| > r_n\right) \leq cn^{-1},$$

where $\hat{M}_{\mathbf{k}}$ is defined in (10) and $r_n = cn^{-1/2} \log^{5/2} n_{\max}$.

Proof. With a similar argument of Lemma D.8 of Lopes et al. (2020), we show that

$$|\hat{M}_{\mathbf{k}} - M_{\mathbf{k}}| \leq \max_{(g,h) \in \mathcal{P}} \max_{j \in \mathcal{J}_{g,h}(k_g, k_h)} \left| \left(\frac{\sigma_{g,h,j}}{\hat{\sigma}_{g,h,j}} \right)^\tau - 1 \right| \cdot \max_{(g,h) \in \mathcal{P}} \max_{j \in \mathcal{J}_{g,h}(k_g, k_h)} \left| \frac{\lambda_{g,h} S_{g,j} - \lambda_{h,g} S_{h,j}}{\sigma_{g,h,j}^\tau} \right|.$$

It follows from Lemma E.4 that the event

$$\max_{(g,h) \in \mathcal{P}} \max_{j \in \mathcal{J}_{g,h}(k_g, k_h)} \left| \left(\frac{\sigma_{g,h,j}}{\hat{\sigma}_{g,h,j}} \right)^\tau - 1 \right| \leq cn^{-1/2} \log n_{\max}$$

holds with probability at least $1 - cNn^{-2} \geq 1 - cn^{-1}$. Now consider

$$U = \max_{(g,h) \in \mathcal{P}} \max_{j \in \mathcal{J}_{g,h}(k_g, k_h)} \left| \frac{\lambda_{g,h} S_{g,j} - \lambda_{h,g} S_{h,j}}{\sigma_{g,h,j}^\tau} \right|.$$

We shall show that

$$\mathbb{P}\left(U \geq c \log^{3/2} n_{\max}\right) \leq cn^{-1}$$

to complete the proof.

Using Chebyshev's inequality with $q = \max\{2\kappa^{-1}, 3, \log n\}$ gives

$$\mathbb{P}\left(U \geq e(\mathbb{E}|U|^q)^{1/q}\right) \leq e^{-q}.$$

Now it suffices to show that

$$\|U\|_q = (\mathbb{E}|U|^q)^{1/q} \lesssim \log^{3/2} n_{\max}.$$

To this end, we observe that

$$\|U\|_q^q \leq \sum_{(g,h) \in \mathcal{P}, j \in \mathcal{J}_{g,h}(k_g, k_h)} \sigma_{g,h,j}^{q(1-\tau)} \mathbb{E}|\sigma_{g,h,j}^{-1}(\lambda_{g,h} S_{g,j} - \lambda_{h,g} S_{h,j})|^q.$$

By Lemma E.3, and noting that $q\alpha(1-\tau) = q\kappa \geq 2$, we further have

$$\|U\|_q^q \leq (cq)^q \sum_{(g,h) \in \mathcal{P}, j \in \mathcal{J}_{g,h}(k_g, k_h)} \sigma_{g,h,j}^{q(1-\tau)} \lesssim N(cq)^q,$$

or equivalently,

$$\|U\|_q \lesssim qN^{1/q} \lesssim \log^{3/2} n_{\max},$$

where we use the fact that $N^{1/q} \lesssim 1$ given the choice of q . □

Define the correlation

$$\rho_{g,j,j'} = \frac{\Sigma_g(j, j')}{\sigma_{g,j} \sigma_{g,j'}},$$

and its sample version

$$\hat{\rho}_{g,j,j'} = \frac{\widehat{\Sigma}_g(j, j')}{\hat{\sigma}_{g,j} \hat{\sigma}_{g,j'}},$$

for any $j, j' \in \{1, \dots, p\}$.

Lemma E.8. *Under Assumption 1 and 3, for any number $\theta \geq 2$, there are positive constants c and c_θ , not*

depending on G , $|\mathcal{P}|$, p and n_1, \dots, n_G , such that the event

$$\sup_{1 \leq g \leq G} \sup_{1 \leq j, j' \leq p} \left| \frac{\widehat{\Sigma}_g(j, j')}{\sigma_{g,j} \sigma_{g,j'}} - \rho_{g,j,j'} \right| \leq c_\theta (\log n_{\max} + \log^3 p) n^{-1/2}$$

holds with probability at least $1 - cGn^{-\theta}$.

Proof. It suffices to show that

$$\sup_{1 \leq j, j' \leq p} \left| \frac{\widehat{\Sigma}_g(j, j')}{\sigma_{g,j} \sigma_{g,j'}} - \rho_{g,j,j'} \right| \leq \frac{c_\theta (\log n_g + \log^3 p)}{\sqrt{n_g}}$$

with probability at least $1 - cn_g^\theta$. Consider ℓ_2 -unit vectors $u = \Sigma_g^{1/2} e_j \sigma_{g,j}^{-1}$ and $v = \Sigma_g^{1/2} e_{j'} \sigma_{g,j'}^{-1}$ in \mathbb{R}^p . Define

$$W_g = n_g^{-1} \sum_{i=1}^{n_g} (Z_{g,i} - \bar{Z}_g)(Z_{g,i} - \bar{Z}_g)^\top,$$

where $\bar{Z}_g = \sum_{i=1}^{n_g} Z_{g,i}$. Observe that

$$\frac{\widehat{\Sigma}_g(j, j')}{\sigma_{g,j} \sigma_{g,j'}} - \rho_{g,j,j'} = u^\top (W_g - \mathbf{I}_p) v. \quad (19)$$

For each $1 \leq i \leq n_g$, define the random variable $\zeta_{i,u} = Z_{g,i}^\top u$ and $\zeta_{i,v} = Z_{g,i}^\top v$. In this notation, the relation (19) becomes

$$\frac{\widehat{\Sigma}_g(j, j')}{\sigma_{g,j} \sigma_{g,j'}} - \rho_{g,j,j'} = \Delta(u, v) + \Delta'(u, v)$$

where

$$\begin{aligned} \Delta(u, v) &= \frac{1}{n_g} \sum_{i=1}^{n_g} \zeta_{i,u} \zeta_{i,v} - u^\top v, \\ \Delta'(u, v) &= \left(\frac{1}{n_g} \sum_{i=1}^{n_g} \zeta_{i,u} \right) \left(\frac{1}{n_g} \sum_{i=1}^{n_g} \zeta_{i,v} \right). \end{aligned}$$

Note that $\mathbb{E}(\zeta_{i,u} \zeta_{i,v}) = u^\top v$. Also, if we let $q = \max\{\theta(\log n_g + \log^3 p), 3\}$, then

$$\|\zeta_{i,u} \zeta_{i,v} - u^\top v\|_q \leq 1 + c \|\zeta_{i,u} \zeta_{i,v}\|_q \leq 1 + c \|\zeta_{i,u}\|_{2q} \|\zeta_{i,v}\|_{2q} \leq cq^2,$$

where the second inequality is due to Cauchy–Schwarz inequality, the last one is due to Assumption 1, and the constant c , although varies from place to place, does not depend on n_g or p . Then, Lemma G.4 of Lopes et al. (2020) gives the following bound for $q > 2$,

$$\begin{aligned} \|\Delta(u, v)\|_q &\leq cq \max \left\{ \|\Delta(u, v)\|_2, n_g^{-1} \left(\sum_{i=1}^{n_g} \|\zeta_{i,u} \zeta_{i,v} - u^\top v\|_q^q \right)^{1/q} \right\} \\ &\leq cq \max \{ n_g^{-1/2}, n_g^{-1+1/q} q^2 \} \end{aligned}$$

$$\leq c(\log n_g + \log^3 p)n_g^{-1/2}.$$

By Chebyshev inequality

$$\mathbb{P}(|\Delta(u, v)| \geq e\|\Delta(u, v)\|_q) \leq e^{-q},$$

we have

$$\mathbb{P}\left(|\Delta(u, v)| \geq \frac{c\theta(\log n_g + \log^3 p)}{\sqrt{n_g}}\right) \leq \frac{1}{n^\theta p^\theta}.$$

Similar argument applies to $\Delta'(u, v)$. Thus,

$$\mathbb{P}\left(\left|\frac{\widehat{\Sigma}_g(j, j')}{\sigma_{g,j}\sigma_{g,j'}} - \rho_{g,j,j'}\right| \geq \frac{c\theta(\log n_g + \log^3 p)}{\sqrt{n_g}}\right) \leq \frac{1}{n^\theta p^\theta}$$

and furthermore by union bound

$$\begin{aligned} & \mathbb{P}\left(\sup_{1 \leq j, j' \leq p} \left|\frac{\widehat{\Sigma}_g(j, j')}{\sigma_{g,j}\sigma_{g,j'}} - \rho_{g,j,j'}\right| \geq \frac{c\theta(\log n_g + \log^3 p)}{\sqrt{n_g}}\right) \\ & \leq \sum_{1 \leq j, j' \leq p} \frac{1}{n_g^\theta p^\theta} = \frac{1}{n_g^\theta} \frac{p^2}{p^\theta} \leq \frac{1}{n_g^\theta}. \end{aligned}$$

□

With the observation that $\sigma_{g,h,j} = \sqrt{\lambda_{g,h}^2 \sigma_{g,j}^2 + \lambda_{h,g}^2 \sigma_{h,j}^2}$, we have the following corollary.

Corollary E.9. *Under Assumption 1 and 3, for any number $\theta \geq 2$, there are positive constants c and c_θ , not depending on G , $|\mathcal{P}|$, p and n_1, \dots, n_G , such that the event*

$$\sup_{(g,h) \in \mathcal{P}} \sup_{1 \leq j \leq p} \left| \frac{\hat{\sigma}_{g,h,j}}{\sigma_{g,h,j}} - 1 \right| \leq c_\theta (\log n_{\max} + \log^3 p) n^{-1/2}$$

holds with probability at least $1 - cNn^{-\theta}$.

Lemma E.10. *Suppose Assumptions 1–4 hold. Then, for any fixed $\theta \in [0, \infty)$ and $m \lesssim \log n$, for some constant c , not depending on G , $|\mathcal{P}|$, p and n_1, \dots, n_G , one has*

$$\sup_{1 \leq g \leq G, 1 \leq j \leq p} \left\| \frac{\sigma_{g,j}^\theta}{\hat{\sigma}_{g,j}^\theta} \right\|_m \leq c.$$

Proof. Below we suppress the subscripts from $\hat{\sigma}_{g,j}$, μ_g and n_g . Also, the constant c might change its value from place to place and depend on θ . In addition, observing that

$$\frac{\sigma^2}{\hat{\sigma}^2} = \frac{1}{n^{-1} \sum_{i=1}^n [\{(X_i - \mu) - (\bar{X} - \mu)\}/\sigma]^2} = \frac{1}{n^{-1} \sum_{i=1}^n (Y_i - \bar{Y})^2}$$

with $Y_i = (X_i - \mu)/\sigma$ and $\bar{Y} = \sum_{i=1}^n Y_i$, without loss of generality, we assume $\mathbb{E}X = 0$ and $\mathbb{E}X^2 = 1$.

Let $\omega = m\theta \asymp \log n$ and $c_1 = 1/2$. We first observe that

$$\begin{aligned}\mathbb{E}\hat{\sigma}^{-\omega} &= \int_0^\infty \mathbb{P}(\hat{\sigma}^{-\omega} > t)dt = \int_0^\infty \mathbb{P}(\hat{\sigma}^2 < t^{-2/\omega})dt \\ &= \int_0^{c_1} \mathbb{P}(\hat{\sigma}^2 < t^{-2/\omega})dt + \int_{c_1^{-\omega/2}}^{n^\omega} \mathbb{P}(\hat{\sigma}^2 < t^{-2/\omega})dt + \int_{n^\omega}^\infty \mathbb{P}(\hat{\sigma}^2 < t^{-2/\omega})dt.\end{aligned}$$

For the last term, we have

$$\begin{aligned}\mathbb{P}(\hat{\sigma}^2 < t^{-2/\omega}) &= \mathbb{P}\left(n^{-1} \sum_{i=1}^n (X_i - \bar{X})^2 \leq t^{-2/\omega}\right) \\ &\leq \mathbb{P}\left(\forall 1 \leq i \leq n : (X_i - \bar{X})^2 \leq nt^{-2/\omega}\right) \\ &\leq \mathbb{P}\left(\forall 1 \leq i \leq n : |X_i - \bar{X}| \leq \sqrt{nt}^{-1/\omega}\right) \\ &\leq \mathbb{P}\left(\forall 1 \leq i \leq n-1 : |X_i - X_n| \leq 2\sqrt{nt}^{-1/\omega}\right) \\ &= \mathbb{E}\mathbb{P}\left(\forall 1 \leq i \leq n-1 : |X_i - X_n| \leq 2\sqrt{nt}^{-1/\omega} \mid X_n\right) \\ &= \mathbb{E}\{\mathbb{P}(|X_1 - X_n| \leq 2\sqrt{nt}^{-1/\omega} \mid X_n)\}^{n-1} \\ &\leq (c\sqrt{nt}^{-1/\omega})^{(n-1)\nu}\end{aligned}$$

for some universal constant $c > 0$ and for all sufficiently large n , where the last inequality is due Assumption 4, and the last equality is due to the conditional independence of the random variables $|X_1 - X_n|, \dots, |X_{n-1} - X_n|$ given X_n and that these variables have the identical conditional distribution. Therefore,

$$\int_{n^\omega}^\infty \mathbb{P}(\hat{\sigma}^2 < t^{-2/\omega})dt \leq (-(n-1)\nu/\omega + 1)c^{\nu(n-1)}n^{(n-1)\nu/2}t^{-(n-1)\nu/\omega+1}|_{n^\omega}^\infty \leq \nu c^{\nu(n-1)}n^{\omega - \frac{(n-1)\nu}{2} + 1}\omega^{-1} \ll 1.$$

Let $c_1 = 1/2$. When $t \geq c_1^{-\omega/2}$ or equivalently $t^{-2/\omega} \leq 1/2$, noting that $\mathbb{E}\hat{\sigma}^2 = 1$, one has

$$\begin{aligned}\mathbb{P}(\hat{\sigma}^2 - 1 < t^{-2/\omega} - \sigma^2) &\leq \mathbb{P}(\hat{\sigma}^2 - 1 < -1/2) \\ &\leq \mathbb{P}(|\hat{\sigma}^2 - 1| \geq 1/2) \\ &\leq \mathbb{P}(|\hat{\sigma}^2 - 1| \geq 2n^{-1/2}(\log n)^2) \\ &\leq cn^{-2\log n} = cn^{-2\omega},\end{aligned}$$

where the last inequality is obtained by an argument identical to that of Lemma D.7 of [Lopes et al. \(2020\)](#), except that the number $q = \max\{\kappa \log(n), 3\}$ there is replaced by $q = \max\{2(\log n)^2, 3\}$. This implies that

$$\int_{c_1^{-\omega/2}}^{n^\omega} \mathbb{P}(\hat{\sigma}^2 < t^{-2/\omega})dt \leq n^\omega \cdot cn^{-2\omega} = cn^{-\omega} \ll 1.$$

Note that when $t \leq c_1^{-\omega/2}$, we have the trivial bound $\mathbb{P}(\hat{\sigma}^2 < t) \leq 1$. Therefore,

$$\mathbb{E}\hat{\sigma}^{-\omega} \leq c_1^{-\omega/2} + cn^{-\omega} + c^{\nu n}n^{\omega-\frac{n}{2}} \leq cc_1^{-\omega/2} = c2^{\omega/2},$$

or $\|\hat{\sigma}^{-\theta}\|_m \leq c$. □

References

- Bentkus, V. (2005). A Lyapunov-type bound in R^d . *SIAM Journal on Theory of Probability & Its Applications*, 49(2):311–323.
- Lopes, M. E., Lin, Z., and Müller, H.-G. (2020). Bootstrapping max statistics in high dimensions: Near-parametric rates under weak variance decay and application to functional data analysis. *The Annals of Statistics*, 48(2):1214–1229.