

Distributed Model Predictive Control with Reconfigurable Terminal Ingredients for Reference Tracking

Ahmed Aboudonia, Annika Eichler and John Lygeros

Abstract—A novel distributed model predictive control (MPC) scheme is proposed for reference tracking of large-scale systems. In this scheme, the terminal ingredients are reconfigured online taking the current state of the system into account. This results in an infinite-dimensional optimization problem with an infinite number of constraints. By restricting the terminal ingredients to asymmetric ellipsoidal sets and affine controllers respectively, the optimal control problem is formulated as a semi-infinite program. Using robust optimization tools, the infinite number of constraints is then transformed into a finite number of matrix inequalities yielding a finite, albeit non-convex mathematical program. This is in turn shown to be equivalent to a convex program through a change of variables. The asymptotic stability of the resulting closed-loop system is established by constructing a suitable Lyapunov function. Finally, a modification of the proposed scheme where the terminal control gain is fixed is introduced. Both of the proposed schemes are shown to have larger feasible sets than existing distributed MPC schemes. The proposed MPC schemes are tested in simulation on a benchmark problem and on a power network system; they are found to scale well in the number of subsystems while preserving some degree of optimality.

I. INTRODUCTION

Control of large-scale dynamical systems has recently been an active area of research due to its wide variety of applications. Model Predictive Control (MPC) has emerged as a leading contender for such systems, due to its ability to handle the control specifications in a systematic way and to consider state and input constraints. Centralized MPC can have several drawbacks in this setting, such as the high communication requirements and the difficulty to deal with varying-topology networks. This has motivated the development of distributed MPC methods, [1], [2], where the whole system is decomposed into smaller coupled subsystems and a local controller is designed for each, possibly sharing information with the local controllers of other subsystems.

A key question in both centralized and distributed MPC is stability [3]. Standard MPC stability arguments rely on the inclusion of a terminal constraint [4], a terminal cost [5], or both [6]. We collectively refer to these as terminal ingredients. Terminal ingredients have also been used to ensure stability of distributed MPC schemes [7]–[11]. The synthesis of the terminal ingredients is typically performed

offline, potentially leading to conservatism. Synthesizing the terminal ingredients on-line could reduce conservatism by making use of the measured state information when formulating the optimization problem. Moreover, it also paves the way towards designing less conservative safe learning-based and adaptive MPC schemes, where the model is either learned or adapted online and the terminal ingredients are configured accordingly. Reconfiguring the terminal ingredients online is also useful for varying-topology networks with plug-and-play operations. Thus, several methods have been developed in the literature (see, for example, [12], [13] and [14]) to synthesize the terminal ingredients online. However, these methods are mainly developed for centralized MPC and do not consider synthesizing the terminal control gain online.

The work in [15] proposes a distributed MPC scheme where the terminal set size is updated online, whereas, the terminal controller is synthesized offline. In [16], an ellipsoidal terminal set and a linear terminal controller are computed online, taking into account the current state of the plant. In both works, the terminal set is assumed to be centered at the origin. This scheme is extended in [17] by also determining the center of the terminal set online but the terminal controller is no longer a decision variable to preserve the convexity of the optimal control problem.

In this work, we develop a novel distributed MPC with reconfigurable terminal ingredients for reference tracking of large-scale systems with a distributed structure. This distributed MPC scheme determines the terminal set size and center as well as the terminal controller online. We restrict attention to ellipsoidal terminal sets and affine terminal controllers, leading to a semi-infinite online optimal control problem. The main contributions of the paper are as follows,

- 1) We make use of robust optimization methods to convert the resulting semi-infinite program to a finite nonconvex optimal control problem, which is in turn converted to a convex program using a bijective change of decision variables.
- 2) We establish recursive feasibility and stability of the proposed scheme and show that it has a larger feasible set compared to the one developed in [16].
- 3) We develop a modified version of the proposed scheme with fewer decision variables and relaxed constraints and show that it also has a larger feasible set than the scheme in our earlier work [17].

Finally, we evaluate the efficacy of both schemes via simulation on a benchmark problem and a power network system.

Research supported by the Swiss Innovation Agency Innosuisse under the Swiss Competence Center for Energy Research SCCER FEEB&D.

A. Aboudonia and J. Lygeros are with the Automatic Control Laboratory, Department of Electrical Engineering and Information Technology, ETH Zurich, 8092 Zurich, Switzerland. (email: {ahmedab,lygeros}@control.ee.ethz.ch) and A. Eichler is with the Deutsches Elektronen-Synchrotron DESY, 22607 Hamburg, Germany (e-mail: annika.eichler@desy.de)

The proposed schemes are considered as a first step towards developing less-conservative distributed safe-learning and adaptive predictive controllers for large-scale systems.

In Section II, the distributed MPC problem formulation is introduced. In Section III, we recall the offline phase in which a Lyapunov matrix is computed. In Section IV, the distributed MPC scheme with the reconfigurable terminal ingredients is introduced. The asymptotic stability and recursive feasibility of the proposed scheme are established in Section V. The modified version of the proposed scheme with fixed terminal control gain is presented in Section VI. Furthermore, the feasible regions of the proposed schemes are compared to those of other schemes in the literature. In Section VII, two numerical examples are presented illustrating the efficacy of this scheme. Section VIII provides concluding remarks.

Notation: Let \mathbb{R} , \mathbb{R}_+ and \mathbb{N}_+ be the sets of real, non-negative real and non-negative natural numbers, respectively. We denote the transpose of a vector v by v^\top , its Euclidean norm by $\|v\|$ and its weighted norm by $\|v\|_P = \sqrt{v^\top P v}$, where P is a symmetric positive definite matrix. The matrix $P = \text{diag}(P_1, \dots, P_M)$ denotes a block diagonal matrix with the submatrices P_i , $i \in \{1, \dots, M\}$, along its diagonal. Let $\mathcal{X} \times \mathcal{Y}$ be the cartesian product of the two sets \mathcal{X} and \mathcal{Y} and $\times_{i \in I} \mathcal{X}_i$ the cartesian product of the sets \mathcal{X}_i where I is an index set. A function $\delta: \mathbb{R}_+ \rightarrow \mathbb{R}_+$ belongs to the class \mathcal{K}_0 if it is continuous, strictly increasing and $\delta(0) = 0$. A function $\delta: \mathbb{R}_+ \rightarrow \mathbb{R}_+$ belongs to the class \mathcal{K}_∞ if $\delta \in \mathcal{K}_0$ and is radially unbounded. The set $\text{int}(X)$ denotes the interior of the set X in the Euclidean topology.

II. PROBLEM FORMULATION

A. Basic Definitions

Consider a discrete-time linear time-invariant (LTI) system

$$x(t+1) = Ax(t) + Bu(t), \quad (1)$$

where $t \in \mathbb{N}_+$ denotes the time index, $x \in \mathbb{R}^n$ the state vector, $u \in \mathbb{R}^m$ the input vector and $A \in \mathbb{R}^{n \times n}$ and $B \in \mathbb{R}^{n \times m}$ known system matrices satisfying the following assumption.

Assumption II.1 *The pair (A, B) is stabilizable.*

The states and inputs of the discrete-time LTI system (1) are required to satisfy a set of linear constraints defined by the polytopic sets \mathcal{X} and \mathcal{U} as

$$\begin{aligned} x(t) &\in \mathcal{X} = \{x \in \mathbb{R}^n : Gx \leq g\}, \\ u(t) &\in \mathcal{U} = \{u \in \mathbb{R}^m : Hu \leq h\}, \end{aligned} \quad (2)$$

where $G \in \mathbb{R}^{n_{sc} \times n}$, $H \in \mathbb{R}^{n_{ic} \times m}$, $g \in \mathbb{R}^{n_{sc}}$ and $h \in \mathbb{R}^{n_{ic}}$ are known matrices.

Assuming that the system is required to track the target point x_r , the global cost function is chosen to be

$$\begin{aligned} J = \sum_{t=0}^{T-1} \{ &\|x(t) - x_e\|_Q^2 + \|u(t) - u_e\|_R^2 \} \\ &+ \|x(T) - x_e\|_P^2 + \|x_e - x_r\|_S^2, \end{aligned} \quad (3)$$

where T is the prediction horizon. The matrices $Q \in \mathbb{R}^{n \times n}$, $R \in \mathbb{R}^{m \times m}$ and $S \in \mathbb{R}^{n \times n}$ are the cost function weights, $P \in$

$\mathbb{R}^{n \times n}$ is the terminal cost matrix and (x_e, u_e) is an artificial equilibrium point to which the system aims to converge at the current time instant. This artificial equilibrium is considered as a decision variable in the optimal control problem. The last term in the cost function (3) aims to drive this equilibrium towards the target point. This form of the cost will become apparent later while proving stability and comparing the feasibility regions. We consider equilibria under a fixed feedback policy $\kappa(\cdot)$, to be defined shortly. Moreover, we restrict attention to equilibria that lie in the interior of the corresponding constraints.

Definition II.1 *The point (x_e, u_e) is an admissible equilibrium point under a feedback policy $\kappa: X \rightarrow U$ if*

$$\begin{aligned} x_e &= Ax_e + Bu_e \in \text{int}(\mathcal{X}) \\ u_e &= \kappa(x_e) \in \text{int}(\mathcal{U}) \end{aligned} \quad (4)$$

In addition, we assume that the target point satisfies the following assumption.

Assumption II.2 *There exists a feedback policy κ_r such that the point $(x_r, \kappa_r(x_r))$ is an admissible equilibrium point.*

Note that, in particular, this implies that the sets X and U have non-empty interior.

B. Distributed Control Problem

The system matrices A and B as well as the constraint matrices G and H are assumed to admit a structure allowing the division of (1) into M subsystems. We let $x = (x_1, \dots, x_M) \in \mathbb{R}^{n_1} \times \dots \times \mathbb{R}^{n_M} = \mathbb{R}^n$ and $u = (u_1, \dots, u_M) \in \mathbb{R}^{m_1} \times \dots \times \mathbb{R}^{m_M} = \mathbb{R}^m$ denote the states and inputs of the M subsystems. Two subsystems are considered as neighbors if the state of one appears in the dynamics of the other, or their states appear jointly in one of the state constraints. The set of neighbors of the i^{th} subsystem is denoted as \mathcal{N}_i ; by convention we assume that $i \in \mathcal{N}_i$ for all $i = \{1, \dots, M\}$. By definition, the dynamics of each subsystem $i \in \{1, \dots, M\}$ is given by

$$x_i(t+1) = A_i x_{\mathcal{N}_i}(t) + B_i u_i(t), \quad (5)$$

where $x_{\mathcal{N}_i} \in \mathbb{R}^{n_{\mathcal{N}_i}}$ is a concatenated state vector comprising the states of the subsystems in the set \mathcal{N}_i . The matrices $A_i \in \mathbb{R}^{n_i \times n_{\mathcal{N}_i}}$ and $B_i \in \mathbb{R}^{n_i \times m_i}$ are derived from the global matrices A and B in the obvious way. Similarly, the constraints of each subsystem decompose to

$$\begin{aligned} x_{\mathcal{N}_i}(t) &\in \mathcal{X}_{\mathcal{N}_i} = \{x_{\mathcal{N}_i} \in \mathbb{R}^{n_{\mathcal{N}_i}} : G_i x_{\mathcal{N}_i} \leq g_i\}, \\ u_i(t) &\in \mathcal{U}_i = \{u_i \in \mathbb{R}^{m_i} : H_i u_i \leq h_i\}, \end{aligned} \quad (6)$$

where $G_i \in \mathbb{R}^{n_{sc_i} \times n_{\mathcal{N}_i}}$, $H_i \in \mathbb{R}^{n_{ic_i} \times m_i}$, $g_i \in \mathbb{R}^{n_{sc_i}}$ and $h_i \in \mathbb{R}^{n_{ic_i}}$ are derived from the matrices G and H and vectors g and h . Without loss of generality, input coupling is not considered and the subsystems are assumed to be coupled only through the states; in the presence of coupled inputs, additional auxiliary variables can be introduced to ensure this assumption is met as in [16]. If we define the set $\mathcal{X}_i = \mathcal{X}_{\mathcal{N}_i} \times \mathbb{R}^{\sum_{j \in \mathcal{M}/\mathcal{N}_i} n_j}$ where \mathcal{M} is the set of all subsystems and $\mathcal{M}/\mathcal{N}_i$ is the set of

all subsystems excluding the neighbors of the i^{th} subsystem, then, by definition,

$$\begin{aligned}\mathcal{X} &= \mathcal{X}_1 \cap \dots \cap \mathcal{X}_i \cap \dots \cap \mathcal{X}_M, \\ \mathcal{U} &= \mathcal{U}_1 \times \dots \times \mathcal{U}_i \times \dots \times \mathcal{U}_M.\end{aligned}$$

The local variables of the i^{th} subsystem can be extracted from the global variables using the mappings $U_i \in \{0, 1\}^{n_i \times n}$, $W_i \in \{0, 1\}^{n_{N_i} \times n}$ and $V_i \in \{0, 1\}^{m_i \times m}$ where

$$x_i = U_i x, \quad x_{N_i} = W_i x, \quad u_i = V_i u. \quad (7)$$

We assume that the cost function (3) also decomposes along the lines of the subsystems.

Assumption II.3 The matrices Q , R , P and S satisfy $Q = \sum_{i=1}^M W_i^\top Q_i W_i$, $R = \sum_{i=1}^M V_i^\top R_i V_i$, $P = \sum_{i=1}^M U_i^\top P_i U_i$ and $S = \sum_{i=1}^M U_i^\top S_i U_i$ where $Q_i \in \mathbb{R}^{n_{N_i} \times n_{N_i}}$, $R_i \in \mathbb{R}^{m_i \times m_i}$, $P_i \in \mathbb{R}^{n_i \times n_i}$ and $S_i \in \mathbb{R}^{n_i \times n_i}$ are symmetric positive definite matrices.

We can therefore write the system-wide cost $J = \sum_{i=1}^M J_i$ as the sum of local cost functions of each subsystem

$$\begin{aligned}J_i &= \sum_{t=0}^{T-1} \left\{ \|x_{N_i}(t) - x_{e_{N_i}}\|_{Q_i}^2 + \|u_i(t) - u_{e_i}\|_{R_i}^2 \right\} \\ &\quad + \|x_i(T) - x_{e_i}\|_{P_i}^2 + \|x_{e_i} - x_{r_i}\|_{S_i}^2,\end{aligned} \quad (8)$$

where $x_{e_i} = U_i x_e$, $u_{e_i} = V_i u_e$, $x_{e_{N_i}} = W_i x_e$ and $x_{r_i} = U_i x_r$. Furthermore, the feedback policy $\kappa(x)$ is assumed to be separable as $\kappa(x) = [\kappa_1(x_{N_1}), \dots, \kappa_i(x_{N_i}), \dots, \kappa_M(x_{N_M})]^\top$. Thus, from (5), (6) and Definition II.1, the artificial equilibrium of the i^{th} subsystem is assumed to satisfy

$$\begin{aligned}x_{e_i} &= A_i x_{e_{N_i}} + B_i u_{e_i}, \quad x_{e_{N_i}} \in \text{int}(\mathcal{X}_{N_i}), \\ u_{e_i} &= \kappa_i(x_{e_{N_i}}) \in \text{int}(\mathcal{U}_i).\end{aligned} \quad (9)$$

C. Terminal Ingredients

To guarantee that the developed controller is recursively feasible and its corresponding closed-loop dynamics are asymptotically stable, we require that

$$x_i(T) \in \mathcal{X}_{f_i}(x_i) \quad (10)$$

where $\mathcal{X}_{f_i}(x_i)$ is positively invariant under the stabilizing terminal controller $\kappa_i(x_{N_i})$. The global terminal set is then defined as

$$\mathcal{X}_f(x) = \mathcal{X}_{f_1}(x_1) \times \mathcal{X}_{f_2}(x_2) \times \dots \times \mathcal{X}_{f_M}(x_M).$$

As our aim is to determine the terminal set $\mathcal{X}_{f_i}(x_i)$ and the corresponding terminal controller $\kappa_i(x_{N_i})$ online, additional constraints are imposed to ensure that they are positively invariant and stabilizing respectively. The latter requirement is ensured by the following theorem.

Theorem II.1 ([18]) Consider a distributed controller of the form $\kappa_i(x_{N_i}) : \mathbb{R}^{n_{N_i}} \rightarrow \mathbb{R}^{m_i}$. Assume that, for each subsystem $i \in \{1, \dots, M\}$, there exist functions $V_i(x_i) : \mathbb{R}^{n_i} \rightarrow \mathbb{R}_+$, $\gamma_i(x_{N_i}) : \mathbb{R}^{n_{N_i}} \rightarrow \mathbb{R}$ and $l_i(x_{N_i}, \kappa_i(x_{N_i})) : \mathbb{R}^{n_{N_i} + m_i} \rightarrow \mathbb{R}_+$ and functions $\delta_{1,i}(\cdot)$, $\delta_{2,i}(\cdot)$, $\delta_{3,i}(\cdot) \in \mathcal{K}_\infty$ such that for all $x_i \in \mathcal{X}_{f_i}$

$$\delta_{1,i}(\cdot) \leq V_i(x_i) \leq \delta_{2,i}(\cdot), \quad (11a)$$

$$\delta_{3,i}(\cdot) \leq l_i(x_{N_i}, \kappa_i(x_{N_i})), \quad (11b)$$

$$\begin{aligned}V_i(A_i x_{N_i} + B_i \kappa_i(x_{N_i})) - V_i(x_i) \\ \leq -l_i(x_{N_i}, \kappa_i(x_{N_i})) + \gamma_i(x_{N_i}),\end{aligned} \quad (11c)$$

$$\sum_{i=1}^M \gamma_i(x_{N_i}) \leq 0. \quad (11d)$$

Then, the function $V(x) = \sum_{i=1}^M V_i(x_i)$ is a Lyapunov function for the closed-loop system under the control law $\kappa_i(x_{N_i})$ on the set $\mathcal{X}_f = \times_{i \in \{1, \dots, M\}} \mathcal{X}_{f_i}$.

For appropriately chosen \mathcal{X}_{f_i} , the existence of such a controller is ensured by Assumption II.1. The following proposition provides conditions to ensure that the terminal set is positive invariant under the action of the terminal controller.

Proposition II.1 ([16]) Define the sets $\mathcal{X}_{f_{N_i}} = \times_{j \in \mathcal{N}_i} \mathcal{X}_{f_j}$, then, each local terminal set \mathcal{X}_{f_i} is positively invariant under the action of the distributed controller κ_i if for each subsystem $i \in \{1, \dots, M\}$ and for all $x_{N_i} \in \mathcal{X}_{f_{N_i}}$,

$$A_i x_{N_i} + B_i \kappa_i(x_{N_i}) \in \mathcal{X}_{f_i}, \quad (12a)$$

$$x_{N_i} \in \mathcal{X}_{N_i}, \quad (12b)$$

$$\kappa_i(x_{N_i}) \in \mathcal{U}_i. \quad (12c)$$

In this case, the global terminal set \mathcal{X}_f is also positively invariant.

Condition (12a) ensures that the terminal set \mathcal{X}_{f_i} is invariant, whereas conditions (12b) and (12c) ensure that the state and input constraints are satisfied inside the terminal set.

D. On-line optimal control problem

To complete the formulation of the online optimal control problem, we simply need to add a constraint to initialise the state to the value measured from the system

$$x_{N_i}(0) = x_{N_i,0} \quad (13)$$

where $x_{N_i,0} \in \mathbb{R}^{n_{N_i}}$ is the current state of the subsystems in the set \mathcal{N}_i .

The global cooperative online optimal control problem can then be written as

$$\begin{aligned}\min \quad & \sum_{i=1}^M J_i(x_{N_i}, u_i) \\ \text{s.t.} \quad & \begin{cases} (5), (6), \quad \forall t \in \{0, \dots, T\} \quad \forall i \in \{1, \dots, M\}, \\ (9), (10), (13) \quad \forall i \in \{1, \dots, M\}, \\ (11a), (11b), (11c), (11d), \\ \quad \forall x_j \in \mathcal{X}_{f_j}, \quad \forall j \in \mathcal{N}_i, \quad \forall i \in \{1, \dots, M\}, \\ (12a), (12b), (12c), \\ \quad \forall x_j \in \mathcal{X}_{f_j}, \quad \forall j \in \mathcal{N}_i, \quad \forall i \in \{1, \dots, M\}. \end{cases}\end{aligned} \quad (14)$$

In the online phase, the optimal control problem (14) is solved at each time instant yielding the predicted state trajectory $x(t)$, the predicted input trajectory $u(t)$, the

predicted equilibrium point (x_e, u_e) , the local terminal set $\mathcal{X}_{f_i}(x_i)$ and the local terminal controller $\kappa_i(x_{N_i})$. Clearly, (14) is an intractable optimisation problem; we discuss the steps we propose to approximate it by a tractable problem in the subsequent sections.

III. DISTRIBUTED OFFLINE PHASE

The matrices P_i , $i \in \{1, \dots, M\}$, of the local terminal costs of all the subsystems can be computed offline following the method in [7], [19]. These matrices P_i are designed in such a way that the global terminal cost function with the matrix $P = \text{diag}(P_1, \dots, P_M)$ can be used as a Lyapunov function for the plant controlled by MPC. For this purpose, Theorem II.1 is used and the following semidefinite program (see [7], [19]) is formulated,

$$\begin{aligned} & \max \sum_{i=1}^M \text{trace}(E_i) \\ & \text{s.t. } \forall i \in \{1, \dots, M\} \begin{cases} E_i \geq \varepsilon_o, \quad (16), \quad H_{N_i} \leq S_{N_i}, \\ \sum_{j \in N_i} U_i W_{N_j}^\top S_{N_j} W_{N_j} U_i^\top \leq 0, \end{cases} \end{aligned} \quad (15)$$

where $\text{trace}(\cdot)$ is the trace operator of a matrix, ε_o is an arbitrarily small positive constant, (16) is given overleaf in single column, $E_i = P_i^{-1}$, Y_{N_i} , H_{N_i} and S_{N_i} are decision variables and S_{N_i} is assumed to be block diagonal. Note that, in (16), $E_{N_i} = W_i E W_i^\top$ where $E = P^{-1}$. The semidefinite program (15) is formulated considering a linear terminal controller with $K_{f_i} = Y_{N_i} P_{N_i}$. However, this terminal control gain is considered here only to compute the terminal cost matrix and is never actually applied to the system or used on-line in (14); In the online phase, the terminal controller is computed and updated at each time instant, as discussed in the next section.

IV. DISTRIBUTED ONLINE PHASE

We now move to the online phase of the proposed distributed MPC scheme, which is the main contribution of this work. The online optimal control problem (14) formulated in Section II is infinite-dimensional, with an infinite number of decision variables (the terminal set $\mathcal{X}_{f,i}$ and the terminal controller $\kappa_i(x_{N_i})$) and an infinite number of constraints ((11) and (12) have to hold for each state).

A. Infinite to finite number of decision variables

To transform the infinite-dimensional problem into a finite-dimensional one, the terminal set is restricted to the class of asymmetric ellipsoidal sets and the terminal controller is restricted to the class of affine controllers. In this case, for each $i \in \{1, \dots, M\}$, the local terminal set is defined as

$$\mathcal{X}_{f_i} = \{x_i : (x_i - c_i)^\top P_i (x_i - c_i) \leq \alpha_i\} \quad (17)$$

where $\alpha_i \in \mathbb{R}$ and $c_i \in \mathbb{R}^{n_i}$ define the size and center of the corresponding local terminal set, respectively, and are considered as decision variables. The matrix P_i is the one computed in the offline phase and is not a decision variable in the online phase. Note that this ellipsoidal set is not necessarily symmetric with respect to the target point.

Likewise, the terminal controller is restricted to the class of affine controllers

$$\kappa_i(x_{N_i}) = K_i x_{N_i} + d_i, \quad (18)$$

where $K_i \in \mathbb{R}^{m_i \times n_{N_i}}$ is the terminal control gain matrix and $d_i \in \mathbb{R}^{m_i}$ is the affine term of the terminal controller. Notice that the terminal control gain and the affine term are both decision variables in the online phase.

Given (18), the constraints (9) on the artificial equilibrium point are expressed as $x_{e_i} = A_i x_{e_{N_i}} + B_i u_{e_i} \in \text{int}(\mathcal{X}_i)$, and $u_{e_i} = K_i x_{e_{N_i}} + d_i \in \text{int}(\mathcal{U}_i)$. These constraints can be enforced in the optimal control problem as follows

$$\begin{aligned} x_{e_i} &= A_i x_{e_{N_i}} + B_i u_{e_i} \in \varepsilon_1 \mathcal{X}_i, \\ u_{e_i} &= K_i x_{e_{N_i}} + d_i \in \varepsilon_1 \mathcal{U}_i. \end{aligned} \quad (19)$$

where $\varepsilon_1 \in (0, 1)$ is a parameter that can be taken arbitrarily close to 1. Considering (17), the terminal constraint (10) is also modified to be $(x_i(T) - c_i)^\top P_i (x_i(T) - c_i) \leq \alpha_i$. This constraint can be equivalently represented by means of the Schur complement as [17]

$$\begin{bmatrix} P_i^{-1} \alpha_i^{1/2} & x_i(T) - c_i \\ x_i(T) - c_i & \alpha_i^{1/2} \end{bmatrix} \geq 0. \quad (20)$$

Considering (18) and that the function $\gamma_i(x_{N_i}) = (x_{N_i} - x_{e_{N_i}})^\top \Gamma_i (x_{N_i} - x_{e_{N_i}})$ is quadratic with respect to the states, the asymptotic stability conditions (11) can be also represented as

$$\delta_{1,i}(\cdot) \leq V_i(x_i) \leq \delta_{2,i}(\cdot), \quad (21a)$$

$$\delta_{3,i}(\cdot) \leq l_i(x_{N_i}, K_i x_{N_i} + d_i), \quad (21b)$$

$$\begin{aligned} & V_i((A_i + B_i K_i) x_{N_i} + B_i d_i) - V_i(x_i) \\ & \leq -l_i(x_{N_i}, K_i x_{N_i} + d_i) + (x_{N_i} - x_{e_{N_i}})^\top \Gamma_i (x_{N_i} - x_{e_{N_i}}), \end{aligned} \quad (21c)$$

$$\sum_{i=1}^M (x_{N_i} - x_{e_{N_i}})^\top \Gamma_i (x_{N_i} - x_{e_{N_i}}) \leq 0. \quad (21d)$$

Note that the matrix Γ_i is considered as a decision variable in the optimal control problem. As discussed later, the functions $\delta_{1,i}, \delta_{2,i}, \delta_{3,i} \in \mathcal{K}_\infty$ are known to exist by appropriately choosing the classes of functions for $V_i(x_i)$ and $l_i(x_i, K_i x_{N_i} + d_i)$. Finally, the positive invariance constraints (12) can be rewritten as

$$\|(A_i + B_i K_i) x_{N_i} + B_i d_i - c_i\|_{P_i}^2 \leq \alpha_i, \quad (22a)$$

$$x_{N_i} \in \mathcal{X}_{N_i}, \quad (22b)$$

$$K_i x_{N_i} + d_i \in \mathcal{U}_i. \quad (22c)$$

$$\begin{bmatrix} W_i U_i^\top E_i U_i W_i^\top + H_{N_i} & E_{N_i} A_i^\top + Y_{N_i}^\top B_i^\top & E_{N_i} Q_i^\top & Y_{N_i}^\top R_i^{1/2} \\ A_i E_{N_i} + B_i Y_{N_i} & E_i & 0 & 0 \\ Q_i^{1/2} E_{N_i} & 0 & I & 0 \\ R_i^{1/2} Y_{N_i} & 0 & 0 & I \end{bmatrix} \geq 0. \quad (16)$$

Thus, the global online optimal control problem becomes

$$\begin{aligned} \min \quad & \sum_{i=1}^M J_i(x_{N_i}, u_i) \\ \text{s.t.} \quad & \begin{cases} (5), (6), \forall t \in \{0, \dots, T\} \forall i \in \{1, \dots, M\}, \\ (13), (19), (20) \forall i \in \{1, \dots, M\}, \\ (21a), (21b), (21c), (21d), \\ \quad \forall x_j \in \mathcal{X}_{f_j}, \forall j \in \mathcal{N}_i, \forall i \in \{1, \dots, M\}, \\ (22a), (22b), (22c), \\ \quad \forall x_j \in \mathcal{X}_{f_j}, \forall j \in \mathcal{N}_i, \forall i \in \{1, \dots, M\}. \end{cases} \end{aligned} \quad (23)$$

One can see that (23) is a finite-dimensional conservative approximation of (14), as the terminal sets and the terminal controllers are no longer optimized over arbitrary sets and functions. Instead, for $i \in 1, \dots, M$, we optimize for the terminal set size α_i , the terminal set center c_i , the terminal control gain K_i , the affine term d_i and the auxiliary matrix Γ_i together with the predicted state trajectory $x(t)$, $t \in \{1, \dots, T\}$, the predicted input trajectory $u(t)$, $t \in \{1, \dots, T-1\}$ and the artificial equilibrium point (x_e, u_e) . Since in the process the feasible set is reduced, (23) provides an upper bound of the cost in (14).

B. Infinite to finite number of constraints

Equation (23) still has an infinite number of constraints represented by the robust constraints (21) and (22). In the sequel, these robust constraints are transformed into matrix inequalities. In the rest of this section, the following matrices and vectors are used: $\alpha = \text{diag}(\alpha_1 I_{n_1}, \dots, \alpha_M I_{n_M})$, $c = [c_1^\top, \dots, c_M^\top]^\top$, $\alpha_{N_i} = W_i \alpha W_i^\top$ and $c_{N_i} = W_i c$.

The robust constraint (22a) can be transformed into an LMI as shown in the following proposition. The conditions (27), (28), (29), (30) and (31) found in this proposition are given on subsequent pages in single column.

Proposition IV.1 *The terminal set invariance condition (22a) of the i^{th} subsystem*

$$\begin{aligned} & [(A_i + B_i K_i)x_{N_i} + B_i d_i - c_i]^\top P_i [(A_i + B_i K_i)x_{N_i} + B_i d_i - c_i] \leq \alpha_i, \\ & \forall j \in \mathcal{N}_i, x_j : (x_j - c_j)^\top P_j (x_j - c_j) \leq \alpha_j, \end{aligned} \quad (24)$$

holds if there exist $\rho_{ij} \geq 0$ for all $j \in \mathcal{N}_i$ such that (31) holds.

Proof: For the i^{th} subsystem, define the auxiliary variables $s_i \in \mathbb{R}^{n_i}$ such that

$$x_i = c_i + \alpha_i^{1/2} s_i. \quad (25)$$

and $s_{N_i} \in \mathbb{R}^{n_{N_i}}$ such that

$$x_{N_i} = c_{N_i} + \alpha_{N_i}^{1/2} s_{N_i}. \quad (26)$$

Substituting these variables in (24) yields (27). Using the mapping equations (7) and multiplying the resulting inequality by $\alpha_i^{-1/2}$ leads to (28). By applying the S-Lemma [20], the inequality (29) is implied. Rearranging this inequality results in (30) to which the Schur complement [20] is applied to reach (31). ■

Similarly, the robust constraint (12b) can be transformed into an LMI according to the following proposition.

Proposition IV.2 *Let G_i^k be the k^{th} row of the matrix G_i and g_i^k the k^{th} element of the vector g_i . The k^{th} state constraint of the i^{th} subsystem given by*

$$G_i^k x_{N_i} \leq g_i^k, \forall j \in \mathcal{N}_i, x_j : (x_j - c_j)^\top P_j (x_j - c_j) \leq \alpha_j$$

holds if there exist $\sigma_{ij}^k \geq 0$ for all $j \in \mathcal{N}_i$ such that

$$\begin{bmatrix} \sum_{j \in \mathcal{N}_i} \sigma_{ij}^k P_{ij} & \frac{1}{2} \alpha_{N_i}^{1/2} G_i^k{}^\top \\ \frac{1}{2} G_i^k \alpha_{N_i}^{1/2} & g_i^k - G_i^k c_{N_i} - \sum_{j \in \mathcal{N}_i} \sigma_{ij}^k \end{bmatrix} \geq 0. \quad (32)$$

Proof: The proof follows from [17] ■

The robust constraint (12c) can be transformed into an LMI based on the following proposition.

Proposition IV.3 *Let $H_{N_i}^l$ be the l^{th} row of the matrix H_{N_i} and $h_{N_i}^l$ the l^{th} element of the vector h_{N_i} . The l^{th} input constraint of the i^{th} subsystem given by*

$$\begin{aligned} & H_{N_i}^l K_i x_{N_i} + H_{N_i}^l d_i \leq h_{N_i}^l, \\ & \forall j \in \mathcal{N}_i, x_j : (x_j - c_j)^\top P_j (x_j - c_j) \leq \alpha_j, \end{aligned} \quad (33)$$

holds if there exist $\tau_{ij}^l \geq 0$ for all $j \in \mathcal{N}_i$ such that

$$\begin{bmatrix} \sum_{j \in \mathcal{N}_i} \tau_{ij}^l P_{ij} & \frac{1}{2} \alpha_{N_i}^{1/2} K_i^\top H_{N_i}^{l\top} \\ \frac{1}{2} H_{N_i}^l K_i \alpha_{N_i}^{1/2} & h_{N_i}^l - H_{N_i}^l (K_i c_{N_i} + d_i) - \sum_{j \in \mathcal{N}_i} \tau_{ij}^l \end{bmatrix} \geq 0. \quad (34)$$

Proof: Recall the definitions of the auxiliary vectors s_i and s_{N_i} in (25) and (26). Substituting these auxiliary vectors in (33), the input constraints are given by

$$\begin{aligned} & H_{N_i}^l K_i (c_{N_i} + \alpha_{N_i}^{1/2} s_{N_i}) + H_{N_i}^l d_i \leq h_{N_i}^l, \\ & \forall j \in \mathcal{N}_i, s_j : s_j^\top P_j s_j \leq 1. \end{aligned}$$

Using the mapping equations (7), the above implication can be expressed as

$$\begin{aligned} & H_i^l K_i \alpha_{N_i}^{1/2} s_{N_i} + H_i^l K_i c_{N_i} + H_i^l d_i \leq h_i^l, \\ & \forall j \in \mathcal{N}_i, s_{N_i}^\top P_{ij} s_{N_i} \leq 1. \end{aligned}$$

Applying the S-procedure [20] leads to

$$\sum_{j \in \mathcal{N}_i} \tau_{ij}^l \begin{bmatrix} P_{ij} & 0 \\ 0 & -1 \end{bmatrix} - \begin{bmatrix} 0 & \frac{1}{2} \alpha_{N_i}^{1/2} K_i^\top H_i^{l\top} \\ \frac{1}{2} H_i^l K_i \alpha_{N_i}^{1/2} & H_i^l K_i c_{N_i} + H_i^l d_i - h_i^l \end{bmatrix} \geq 0.$$

$$\left. \begin{aligned} & s_{\mathcal{N}_i}^\top (A_i \alpha_{\mathcal{N}_i}^{1/2} + B_i K_i \alpha_{\mathcal{N}_i}^{1/2})^\top P_i (A_i \alpha_{\mathcal{N}_i}^{1/2} + B_i K_i \alpha_{\mathcal{N}_i}^{1/2}) s_{\mathcal{N}_i} \\ & + 2[(A_i + B_i K_i) c_{\mathcal{N}_i} + B_i d_i - c_i]^\top P_i (A_i \alpha_{\mathcal{N}_i}^{1/2} + B_i K_i \alpha_{\mathcal{N}_i}^{1/2}) s_{\mathcal{N}_i} \\ & + [(A_i + B_i K_i) c_{\mathcal{N}_i} + B_i d_i - c_i]^\top P_i [(A_i + B_i K_i) c_{\mathcal{N}_i} + B_i d_i - c_i] \leq \alpha_i \end{aligned} \right\} \forall j \in \mathcal{N}_i, s_j^\top P_j s_j \leq 1 \quad (27)$$

$$\begin{aligned} & \Downarrow \\ & \left. \begin{aligned} & s_{\mathcal{N}_i}^\top (A_i \alpha_{\mathcal{N}_i}^{1/2} + B_i K_i \alpha_{\mathcal{N}_i}^{1/2})^\top P_i \alpha_i^{-1/2} (A_i \alpha_{\mathcal{N}_i}^{1/2} + B_i K_i \alpha_{\mathcal{N}_i}^{1/2}) s_{\mathcal{N}_i} \\ & + 2[A_i c_{\mathcal{N}_i} + B_i (K_i c_{\mathcal{N}_i} + d_i) - c_i]^\top P_i \alpha_i^{-1/2} (A_i \alpha_{\mathcal{N}_i}^{1/2} + B_i K_i \alpha_{\mathcal{N}_i}^{1/2}) s_{\mathcal{N}_i} \\ & + [A_i c_{\mathcal{N}_i} + B_i (K_i c_{\mathcal{N}_i} + d_i) - c_i]^\top P_i \alpha_i^{-1/2} [A_i c_{\mathcal{N}_i} + B_i (K_i c_{\mathcal{N}_i} + d_i) - c_i] \leq \alpha_i^{1/2} \end{aligned} \right\} \forall j \in \mathcal{N}_i, s_{\mathcal{N}_i}^\top P_i s_{\mathcal{N}_i} \leq 1 \quad (28) \end{aligned}$$

$$\begin{aligned} & \Downarrow \\ & \sum_{j \in \mathcal{N}_i} \rho_{ij} \begin{bmatrix} P_{ij} & 0 \\ 0 & -1 \end{bmatrix} - \begin{bmatrix} (A_i \alpha_{\mathcal{N}_i}^{1/2} + B_i K_i \alpha_{\mathcal{N}_i}^{1/2})^\top P_i \alpha_i^{-1/2} (A_i \alpha_{\mathcal{N}_i}^{1/2} + B_i K_i \alpha_{\mathcal{N}_i}^{1/2}) \\ [A_i c_{\mathcal{N}_i} + B_i (K_i c_{\mathcal{N}_i} + d_i) - c_i]^\top P_i \alpha_i^{-1/2} (A_i \alpha_{\mathcal{N}_i}^{1/2} + B_i K_i \alpha_{\mathcal{N}_i}^{1/2}) \\ (A_i \alpha_{\mathcal{N}_i}^{1/2} + B_i K_i \alpha_{\mathcal{N}_i}^{1/2})^\top P_i \alpha_i^{-1/2} [A_i c_{\mathcal{N}_i} + B_i (K_i c_{\mathcal{N}_i} + d_i) - c_i] \\ [A_i c_{\mathcal{N}_i} + B_i (K_i c_{\mathcal{N}_i} + d_i) - c_i]^\top P_i \alpha_i^{-1/2} [A_i c_{\mathcal{N}_i} + B_i (K_i c_{\mathcal{N}_i} + d_i) - c_i] - \alpha_i^{1/2} \end{bmatrix} \geq 0 \quad (29) \end{aligned}$$

$$\begin{aligned} & \Downarrow \\ & \begin{bmatrix} \sum_{j \in \mathcal{N}_i} \rho_{ij} P_{ij} & 0 \\ 0 & \alpha_i^{1/2} - \sum_{j \in \mathcal{N}_i} \rho_{ij} \end{bmatrix} - \begin{bmatrix} (A_i \alpha_{\mathcal{N}_i}^{1/2} + B_i K_i \alpha_{\mathcal{N}_i}^{1/2})^\top \\ [A_i c_{\mathcal{N}_i} + B_i (K_i c_{\mathcal{N}_i} + d_i) - c_i]^\top \end{bmatrix} P_i \alpha_i^{-1/2} \begin{bmatrix} (A_i \alpha_{\mathcal{N}_i}^{1/2} + B_i K_i \alpha_{\mathcal{N}_i}^{1/2}) \\ [A_i c_{\mathcal{N}_i} + B_i (K_i c_{\mathcal{N}_i} + d_i) - c_i] \end{bmatrix}^\top \geq 0 \quad (30) \end{aligned}$$

$$\begin{aligned} & \Downarrow \\ & \begin{bmatrix} P_i^{-1} \alpha_i^{1/2} & (A_i \alpha_{\mathcal{N}_i}^{1/2} + B_i K_i \alpha_{\mathcal{N}_i}^{1/2}) & [A_i c_{\mathcal{N}_i} + B_i (K_i c_{\mathcal{N}_i} + d_i) - c_i] \\ (A_i \alpha_{\mathcal{N}_i}^{1/2} + B_i K_i \alpha_{\mathcal{N}_i}^{1/2})^\top & \sum_{j \in \mathcal{N}_i} \rho_{ij} P_{ij} & 0 \\ [A_i c_{\mathcal{N}_i} + B_i (K_i c_{\mathcal{N}_i} + d_i) - c_i]^\top & 0 & \alpha_i^{1/2} - \sum_{j \in \mathcal{N}_i} \rho_{ij} \end{bmatrix} \geq 0 \quad (31) \end{aligned}$$

Rearranging the above LMI results in (34). ■

Finally, the closed-loop stability constraints (21) can be transformed into a finite number of LMIs as shown in the following proposition, where LMI (35) is given overleaf in single column.

Proposition IV.4 *The closed-loop stability conditions (21) of the i^{th} subsystem hold if (35) holds for all $i \in \{1, \dots, M\}$ and if there exist block-diagonal matrices $T_i \in \mathbb{R}^{n_{\mathcal{N}_i} \times n_{\mathcal{N}_i}}$ for all $i \in \{1, \dots, M\}$ such that the following inequalities hold.*

$$\alpha_{\mathcal{N}_i}^{1/2} \Gamma_i \alpha_i^{-1/2} \alpha_{\mathcal{N}_i}^{1/2} \leq T_i \quad \forall i \in \{1, \dots, M\}, \quad (36a)$$

$$\sum_{j \in \mathcal{N}_i} U_i W_j^\top T_j W_j U_i^\top \leq 0 \quad \forall i \in \{1, \dots, M\}. \quad (36b)$$

Proof: Consider that $V_i(x_i) = \|x_i - x_{e_i}\|_{P_i}^2$ and $l_i(x_{\mathcal{N}_i}, K_i x_{\mathcal{N}_i} + d_i) = \|x_{\mathcal{N}_i} - x_{e_{\mathcal{N}_i}}\|_{Q_i}^2 + \|K_i x_{\mathcal{N}_i} + d_i - u_{e_i}\|_{R_i}^2$. Since $d_i = -K_i x_{e_{\mathcal{N}_i}} + u_{e_i}$ from (19), it is found that $l_i(x_{\mathcal{N}_i}, K_i x_{\mathcal{N}_i} + d_i) = \|x_{\mathcal{N}_i} - x_{e_{\mathcal{N}_i}}\|_{(Q_i + K_i^\top R_i K_i)}^2$. Defining the auxiliary variable $z_i = x_i - x_{e_i}$ and $z_{\mathcal{N}_i} = x_{\mathcal{N}_i} - x_{e_{\mathcal{N}_i}}$ leads to $V_i(z_i) = \|z_i\|_{P_i}^2$, $l_i(z_{\mathcal{N}_i}) = \|z_{\mathcal{N}_i}\|_{(Q_i + K_i^\top R_i K_i)}^2$ and $\gamma_i(z_{\mathcal{N}_i}) = \|z_{\mathcal{N}_i}\|_{\Gamma_i}^2$.

Recall that P_i is positive definite. Let $\delta_{1,i} = \lambda_{\min}(P_i) \|z_i\|^2$ and $\delta_{2,i} = \lambda_{\max}(P_i) \|z_i\|^2$ where $\lambda_{\min}(P_i)$ and $\lambda_{\max}(P_i)$ are the minimum and maximum eigenvalues of the matrix P_i respectively. Then, $\delta_{1,i} \in \mathcal{K}_\infty$ and $\delta_{2,i} \in \mathcal{K}_\infty$. In other words, condition (21a) is satisfied. Similarly, recall that Q_i and R_i are

positive semi-definite and positive definite, respectively, by Assumption II.3. Let $\delta_{3,i} = \lambda_{\min}(Q_i + K_i^\top R_i K_i) \|z_{\mathcal{N}_i}\|^2$ where $\lambda_{\min}(Q_i + K_i^\top R_i K_i)$ is the minimum eigenvalue of the matrix $Q_i + K_i^\top R_i K_i$. Then, $\delta_{3,i} \in \mathcal{K}_\infty$ and condition (21b) is satisfied. Consequently, conditions (21a) and (21b) can be omitted from the optimal control problem since they are satisfied by construction.

Making use of the expressions of $V_i(z_i)$ and $l_i(z_{\mathcal{N}_i})$ and using (7), conditions (21c) and (21d) are expressed as

$$x_{\mathcal{N}_i} [W_i U_i^\top P_i U_i W_i^\top - (A_i + B_i K_i)^\top P_i (A_i + B_i K_i) - (Q_i + K_i^\top R_i K_i) + \Gamma_i] x_{\mathcal{N}_i} \geq 0 \quad (37a)$$

$$x \left(\sum_{i=1}^M W_i^\top \Gamma_i W_i \right) x \leq 0. \quad (37b)$$

By following the proof of Proposition 4 in [16], we derive the LMIs (35) and

$$\sum_{i=1}^M W_i^\top \alpha_{\mathcal{N}_i}^{1/2} \Gamma_i \alpha_i^{-1/2} \alpha_{\mathcal{N}_i}^{1/2} W_i \leq 0. \quad (38)$$

Following [7], we introduce the block-diagonal matrices T_i as upper bounds of $\alpha_{\mathcal{N}_i}^{1/2} \Gamma_i \alpha_i^{-1/2} \alpha_{\mathcal{N}_i}^{1/2}$ by requiring inequality (36a). Thus, condition (38) can be ensured by means of the inequalities (36b). ■

Finally, to ensure that the auxiliary decision variables added because of the S-lemma are non-negative, we require

$$\begin{bmatrix} W_i U_i^\top P_i^{-1} U_i W_i^\top + F_{N_i} & \alpha_{N_i}^{1/2} A_i^\top + \alpha_{N_i}^{1/2} K_i^\top B_i^\top & \alpha_{N_i} Q_i^\top & \alpha_{N_i} K_i^\top R_i^{1/2} \\ A_i \alpha_{N_i}^{1/2} + B_i K_i \alpha_{N_i}^{1/2} & P_i^{-1} \alpha_i^{1/2} & 0 & 0 \\ Q_i^{1/2} \alpha_{N_i} & 0 & \alpha_i^{1/2} I_{n_{N_i}} & 0 \\ R_i^{1/2} K_i \alpha_{N_i} & 0 & 0 & \alpha_i^{1/2} I_{m_i} \end{bmatrix} \geq 0 \quad (35)$$

that

$$\begin{aligned} \mu_{ij} > 0, \quad \rho_{ij}^k > 0, \quad \tau_{ij}^l > 0, \quad \forall k \in \{1, \dots, sc_i\}, \\ \forall l \in \{1, \dots, ic_i\}, \quad (39) \\ \forall j \in \mathcal{N}_i. \end{aligned}$$

In summary, the global online optimal control problem becomes

$$\begin{aligned} \min \quad & \sum_{i=1}^M J_i(x_{N_i}, u_i) \\ \text{s.t.} \quad & \begin{cases} (5), (6), \quad \forall t \in \{0, \dots, T\} \quad \forall i \in \{1, \dots, M\}, \\ (13), (19), (20) \quad \forall i \in \{1, \dots, M\}, \\ (35), (36a), (36b), \quad \forall i \in \{1, \dots, M\}, \\ (31), (32), (34), \quad \forall i \in \{1, \dots, M\}, \\ (39), \quad \forall i \in \{1, \dots, M\}. \end{cases} \quad (40) \end{aligned}$$

Unlike the optimization problem (23), the problem (40) has a finite number of constraints since the robust constraints in (23) are replaced by a finite number of matrix inequalities in (40). Note that (40) provides an upper bound of the optimal cost in (23), as the feasible set has been restricted once more by assuming quadratic Lyapunov functions and through the use of the S-procedure in Proposition IV.1, IV.2, IV.3 and IV.4. It is important to mention that the optimization variables in (40) are the predicted state trajectory $x(t)$, $t \in \{1, \dots, T\}$, the predicted input trajectory $u(t)$, $t \in \{1, \dots, T-1\}$, the artificial equilibrium point (x_e, u_e) , the terminal set size α_i , the terminal set center c_i , the terminal control gain K_i , the affine term d_i and the auxiliary variables μ_{ij} , ρ_{ij}^k , τ_{ij}^l and Γ_i .

C. From a non-convex to a convex program

Even though (40) is finite-dimensional with a finite number of constraints, it is non-convex due to the nonlinear combinations of decision variables $K_i \alpha_{N_i}^{1/2}$, $K_i c_{N_i}$, $K_i x_{e_{N_i}}$ and $\alpha_{N_i}^{1/2} \Gamma_i \alpha_i^{-1/2} \alpha_{N_i}^{1/2}$ in the constraint (19) and the matrix inequalities (31), (32), (34), (35) and (36). It can, however, be transformed into a convex problem through the change of variables

$$\begin{aligned} v_{1,i} &= \alpha_{N_i}^{1/2}, \quad v_{2,i} = c_{N_i}, \\ v_{3,i} &= K_i \alpha_{N_i}^{1/2}, \quad v_{4,i} = K_i c_{N_i} + d_i, \\ v_{5,i} &= \alpha_{N_i}^{1/2} \Gamma_i \alpha_i^{-1/2} \alpha_{N_i}^{1/2}. \end{aligned} \quad (41)$$

The above map is bijective as long as $\alpha_i > 0 \quad \forall i \in \{1, \dots, M\}$; in this case, the original variables α_i , c_i , K_i , d_i and Γ_i can be retrieved from the newly-defined ones $v_{j,i} \quad \forall j \in \{1, \dots, 5\}$

as

$$\begin{aligned} \alpha_{N_i} &= v_{1,i}^2, \quad c_{N_i} = v_{2,i}, \\ K_i &= v_{3,i} v_{1,i}^{-1}, \quad d_i = v_{4,i} - v_{3,i} v_{1,i}^{-1} v_{2,i}, \\ \Gamma_i &= v_{1,i}^{-1} v_{5,i} v_{1,i}^{-1} (U_i W_i^\top v_{1,i} W_i U_i^\top)_{11}, \end{aligned}$$

where $(\cdot)_{11}$ denotes the top-left element in a matrix. Notice that it is always possible to find $\alpha_i > 0$ because the equilibrium point is assumed to be in the interior of the state and input constraint sets as implied by (19). Using the map (41), the matrix inequalities (20), (31), (32), (34), (35) and (36a) can be written, respectively, as (42), (43), (44), (45), (46) and (47). The matrix inequalities (43) and (46) are given overleaf in single column.

$$\begin{bmatrix} P_i^{-1} U_i W_i^\top v_{1,i} W_i U_i^\top & x_i(T) - U_i W_i^\top v_{2,i} \\ x_i(T) - U_i W_i^\top v_{2,i} & (U_i W_i^\top v_{1,i} W_i U_i^\top)_{11} \end{bmatrix} \geq 0. \quad (42)$$

$$\begin{bmatrix} \sum_{j \in \mathcal{N}_i} \rho_{ij}^k P_{ij} & \frac{1}{2} v_{1,i} G_i^k \\ \frac{1}{2} G_i^k v_{1,i} & g_i^k - G_i^k v_{2,i} - \sum_{j \in \mathcal{N}_i} \rho_{ij}^k \end{bmatrix} \geq 0. \quad (44)$$

$$\begin{bmatrix} \sum_{j \in \mathcal{N}_i} \tau_{ij}^l P_{ij} & \frac{1}{2} v_{3,i} H_{N_i}^\top \\ \frac{1}{2} H_{N_i}^\top v_{3,i} & h_{N_i}^l - H_{N_i}^\top v_{4,i} - \sum_{j \in \mathcal{N}_i} \tau_{ij}^l \end{bmatrix} \geq 0. \quad (45)$$

$$v_{5,i} \leq T_i. \quad (47)$$

Although the matrix inequalities (42), (43), (44), (45), (46) and (47) are linear in the newly-defined variables in (41), the constraint (19) is still nonlinear due to the product $K_i x_{e_i}$. To express this constraint as a linear combination of the variables in (41), the artificial equilibrium point can be constrained to be at the center of the terminal set (i.e. $x_{e_i} = c_i$). In this case, the constraint (19) becomes

$$\begin{aligned} U_i W_i^\top v_{2,i} &= A_i v_{2,i} + B_i u_{e_i}, \quad v_{2,i} \in \mathcal{E}_1 \mathcal{X}_i, \\ u_{e_i} &= v_{4,i} \in \mathcal{E}_1 \mathcal{U}_i. \end{aligned} \quad (48)$$

Notice that, by substituting (48) in the matrix inequality (43), this LMI becomes block diagonal, thus, leading to the same LMI derived in [16] for MPC with adaptive terminal sets.

Based on the above arguments, the global online optimization problem can be represented as a convex finite-dimensional optimal control problem with a finite number of constraints as follows,

$$\begin{aligned} \min \quad & \sum_{i=1}^M J_i(x_{N_i}, u_i) \\ \text{s.t.} \quad & \begin{cases} (5), (6), \quad \forall t \in \{0, \dots, T\} \quad \forall i \in \{1, \dots, M\}, \\ (13), (20), (48), \quad \forall i \in \{1, \dots, M\}, \\ (46), (47), (36b), \quad \forall i \in \{1, \dots, M\}, \\ (43), (44), (45), \quad \forall i \in \{1, \dots, M\}, \\ (39), \quad \forall i \in \{1, \dots, M\}. \end{cases} \quad (49) \end{aligned}$$

$$\begin{bmatrix} P_i^{-1}U_iW_i^\top v_{1,i}W_iU_i^\top & (A_iv_{1,i}+B_iv_{3,i}) & [A_iv_{2,i}+B_iv_{4,i}-U_iW_i^\top v_{2,i}] \\ (A_iv_{1,i}+B_iv_{3,i})^\top & \sum_{j \in \mathcal{N}_i} \mu_{ij} P_{ij} & 0 \\ [A_iv_{2,i}+B_iv_{4,i}-U_iW_i^\top v_{2,i}]^\top & 0 & (U_iW_i^\top v_{1,i}W_iU_i^\top)_{11} - \sum_{j \in \mathcal{N}_i} \mu_{ij} \end{bmatrix} \geq 0 \quad (43)$$

$$\begin{bmatrix} W_iU_i^\top P_i^{-1}U_iW_i^\top + v_{5,i} & v_{1,i}A_i^\top + v_{3,i}B_i^\top & v_{1,i}(Q_i^{1/2})^\top & v_{3,i}R_i^{1/2} \\ A_iv_{1,i}+B_iv_{3,i} & P_i^{-1}(U_iW_i^\top v_{1,i}W_iU_i^\top)_{11} & 0 & 0 \\ Q_i^{1/2}v_{1,i} & 0 & (U_iW_i^\top v_{1,i}W_iU_i^\top)_{11}I_{n_{N_i}} & 0 \\ R_i^{1/2}v_{3,i} & 0 & 0 & (U_iW_i^\top v_{1,i}W_iU_i^\top)_{11}I_{m_i} \end{bmatrix} \geq 0. \quad (46)$$

This leads to the MPC Algorithm 1. Note that the cost of (49) is once more an upper bound on the cost of (40), due to the additional constraint that the artificial equilibrium point lies in the center of the terminal set, imposed by (48). In summary, the costs of the various programs considered satisfy

$$\begin{aligned} (14) &\leq (23) \text{ \{ellipsoidal sets, affine controllers\}} \\ &\leq (40) \text{ \{quadratic functions, S-procedure\}} \\ &\leq (49) \text{ \{centered equilibrium\}}. \end{aligned}$$

An alternative to the last inequality will be discussed in Section VI.

Algorithm 1 Reconfigurable Distributed MPC with variable control gain

Input: System matrices A, B , cost function matrices Q, R , mappings U, V, W sets \mathcal{X}, \mathcal{U} , initial condition x_0 , prediction horizon T

Output: Vectors $x(t), u(t), \forall t \in \{0, 1, \dots, T\}$, vectors $v_{j,i}, j \in \{1, \dots, 5\}, i \in \{1, \dots, M\}$, vectors $\mu_{ij}, \rho_{ij}, \tau_{ij}, \forall k \in \{1, \dots, sc_i\}, l \in \{1, \dots, ic_i\}, j \in \mathcal{N}_i, i \in \{1, \dots, M\}$.

- 1: **Initialization** Solve the optimization problem (15) to compute the matrix P
 - 2: **while true do**
 - 3: Solve the optimization problem (49)
 - 4: Apply the first control input $u(0)$ to the plant (1)
 - 5: Measure the new state $x_0 \leftarrow Ax_0 + Bu(0)$
 - 6: **end while**
-

V. FEASIBILITY AND STABILITY

In this section, the recursive feasibility and the asymptotic stability of the distributed MPC proposed in Algorithm 1 are established. The proof is inspired from [2], [16], [21], [22]. For simplicity, the target point is assumed to be the origin. However, the proof can be extended to any other target point. We start by showing that the state and input trajectories converge to the artificial equilibrium trajectory along the lines of [21]. Throughout, P denotes the structured Lyapunov matrix computed by solving the optimization problem (15).

Lemma V.1 *The optimal solution of the MPC problem (49) is such that $\lim_{k \rightarrow \infty} (x^k(0) - x_e^k) = 0$ and $\lim_{k \rightarrow \infty} (u^k(0) - u_e^k) = 0$ where $x^k(0), u^k(0)$ and (x_e^k, u_e^k) are respectively the*

first entry of the optimal state sequence, the first entry of the optimal input sequence and the artificial equilibrium corresponding to the optimal solution of (49) in the k^{th} iteration of Algorithm 1.

Proof: The proof is found in Appendix I. ■

Next, we show that, if the optimal state and input trajectories converge to the optimal artificial equilibrium trajectory, then, the optimal artificial equilibrium trajectory converges to the target point. The following proofs are inspired from [22], however (see lemma statements for the precise definitions):

- 1) we prove in Lemma V.2 that $E(x_e^k, \delta_a) \subseteq E(\bar{x}_e, \beta)$ and not just that $x_e^k \in E(\bar{x}_e, \beta)$. Furthermore, additional steps are needed to establish the invariance of $E(\bar{x}_e, \beta)$.
- 2) we prove in Lemma V.3 that $\|x - \bar{x}_e\|_P^2 + \|\bar{x}_e - x_r\|_S^2 < \|x_e^k - x_r\|_S^2 \forall x \in E(x_e^k, \delta_a)$ instead of proving $\|x_e^k - \bar{x}_e\|_P^2 + \|\bar{x}_e - x_r\|_S^2 < \|x_e^k - x_r\|_S^2$.
- 3) we prove in Lemma V.4 that $\lim_{k \rightarrow \infty} (x^k(0) - x_e^k) = 0$ implies $\lim_{k \rightarrow \infty} (x_e^k - x_r) = 0$ instead of just proving that $x^k(0) - x_e^k = 0$ implies $x_e^k - x_r = 0$.
- 4) Although the proof of Lemma V.2 is similar to the one in [22], Lemmas V.3 and V.4 require a new approach to the proof.

Lemma V.2 *Let $\kappa^k(x) = K^k x + d^k$ and $(x_e^k, u_e^k) \in \text{int}(\mathcal{X} \times \mathcal{U})$ be the terminal controller and the artificial equilibrium corresponding to the optimal solution of (49). Then, there exist $\underline{\lambda}(x_e^k) < 1, \bar{\lambda}(x_e^k) > 1, \lambda \in [\underline{\lambda}(x_e^k), \bar{\lambda}(x_e^k)], \delta_a > 0$ and $\beta > 0$ such that the equilibrium point $(\bar{x}_e, \bar{u}_e) = (\lambda x_e^k, \lambda u_e^k)$ satisfies $E(x_e^k, \delta_a) \subset E(\bar{x}_e, \beta)$ where $E(x_e^k, \delta_a) = \{x : \|x - x_e^k\|_P^2 \leq \delta_a\}$, $E(\bar{x}_e, \beta) = \{x : \|x - \bar{x}_e\|_P^2 \leq \beta\}$ is a positively-invariant set with respect to \bar{x}_e under the controller $\bar{\kappa}(x) = K^k x + \bar{d}$ and \bar{d} satisfies (19) for \bar{x}_e, \bar{u}_e and K^k .*

Proof: The proof is similar to the proof of Lemma 1 in [22], see Appendix II. ■

Lemma V.3 *Let $S \in \mathbb{R}^{n \times n}$ be the cost function matrix defined in (3) and $(x_e^k, u_e^k) \in \text{int}(\mathcal{X} \times \mathcal{U})$ an equilibrium point of the plant (1). Choose $\sigma > 0$ such that $S > \sigma P$ and select $\delta_1 \in \left(0, \frac{(1+3\sigma) - \sqrt{1+6\sigma+5\sigma^2}}{2}\right)$ and $\lambda \in \left(\frac{1+\delta_1 - \sqrt{\delta_1^2 - (1+3\sigma)\delta_1 + \sigma^2}}{1+\sigma}, \frac{1+\delta_1 + \sqrt{\delta_1^2 - (1+3\sigma)\delta_1 + \sigma^2}}{1+\sigma}\right)$. Then, there exist $\delta_a > 0$ such that $\|x - \bar{x}_e\|_P^2 + \|\bar{x}_e\|_S^2 < \|x_e^k\|_S^2$ for all $x \in E(x_e^k, \delta_a)$ where $(\bar{x}_e, \bar{u}_e) = (\lambda x_e^k, \lambda u_e^k)$ and*

$E(x_e^k, \delta_a) = \{x : \|x - x_e^k\|_p^2 \leq \delta_a\}$. Moreover, the range in which λ can be selected intersects the open set $(0,1)$.

Proof: The proof is found in Appendix III. ■

Remark V.1 Both Lemma V.2 and Lemma V.3 impose constraints on the value of the parameter λ . However, by appropriately choosing the other parameters, these constraints are compatible with each other. In particular, Lemma V.2 requires λ to be in a set containing one in its interior. On the other side, Lemma V.3 requires λ to be in a range whose upper bound is between zero and one. Note that this upper bound tends to one as δ_1 tends to zero, that is,

$$\lim_{\delta_1 \rightarrow 0} \left(\frac{1 + \delta_1}{1 + \sigma} + \frac{\sqrt{(1 + \delta_1)^2 + (1 + \sigma)(\sigma - 1 - 3\delta_1)}}{1 + \sigma} \right) = 1.$$

Thus, if δ_1 is chosen sufficiently small, the upper bound in Lemma V.3 (which tends to one) can be made higher than the lower bound in Lemma V.2 (which is lower than one).

Remark V.2 Both Lemma V.2 and Lemma V.3 impose constraints on the value of the parameter δ_a . In particular, Lemma V.2 requires that $E(x_e^k, \delta_a) \subseteq E(\bar{x}_e, \beta)$, whereas Lemma V.3 requires that $E(x_e^k, \delta_a) \subseteq \mathcal{X}_1$. It is easy to see that, if δ_a satisfies both conditions, the set $E(x_e^k, \delta_a)$ is positively invariant with respect to the equilibrium (x_e^k, u_e^k) under the terminal controller $\kappa^k(x) = K^k x + d^k$. The invariance condition can be shown in the same way as the invariance condition of the set $E(\bar{x}_e, \beta)$ in Lemma V.2. Moreover, the constraint satisfaction condition holds since $E(x_e^k, \delta_a) \subseteq E(\bar{x}_e, \beta) \subseteq E(x_e^k, \delta_b)$ and for all $x \in E(x_e^k, \delta_b)$, $(x, K^k x + d^k) \in \gamma\mathcal{X} \times \gamma\mathcal{U}$ according to Lemma V.2.

Lemma V.4 If for a given initial state x_0 , the sequence of optimal solutions to (56) generated by Algorithm 1 is such that $\lim_{k \rightarrow \infty} (x^k(0) - x_e^k) = 0$, then $\lim_{k \rightarrow \infty} x_e^k = 0$.

Proof: The proof is found in Appendix IV. ■

Theorem V.1 The distributed MPC problem (49) is recursively feasible and the closed-loop system under this MPC controller is asymptotically stable.

Proof: Assume that the distributed MPC problem is initially feasible at time $t = 0$. Assume that the corresponding optimal predicted state trajectory is $\{x^0(0), x^0(1), \dots, x^0(T)\}$, the optimal predicted input trajectory is $\{u^0(0), u^0(1), \dots, u^0(T-1)\}$, the optimal artificial equilibrium (x_e^0, u_e^0) , the optimal terminal set parameters are $\{\alpha^0, c^0\}$ and the optimal terminal control parameters are $\{K^0, d^0\}$. Since the optimal terminal set \mathcal{X}_f is designed ensuring the positive invariance properties, then, the state trajectory $\{x^0(1), x^0(2), \dots, x^0(T), (A + BK^0)x^0(T) + Bd^0\}$, the input trajectory $\{u^0(1), u^0(2), \dots, u^0(T-1), K^0 x^0(T) + d^0\}$, the optimal artificial equilibrium (x_e^0, u_e^0) , the optimal terminal set parameters $\{\alpha^0, c^0\}$ and the optimal terminal control parameters $\{K^0, d^0\}$ are a feasible solution to the distributed MPC problem at $k = 1$. In other words, the distributed MPC problem is feasible in the next time instant. By induction,

the distributed MPC problem is feasible for all $t \geq 1$, or equivalently, recursively feasible.

Lemma V.1 implies that $\lim_{k \rightarrow \infty} (x^k(0) - x_e^k) = 0$ where $x^k(0)$ and x_e^k are the optimal solution of the MPC problem at the k^{th} iteration. Lemma V.4 further implies that $\lim_{k \rightarrow \infty} x_e^k = 0$. Hence, $\lim_{k \rightarrow \infty} x^k(0) = 0$ proving the asymptotic stability of the closed-loop system under the proposed distributed MPC scheme. ■

VI. FEASIBLE REGIONS

This section compares the feasible region of the proposed distributed MPC scheme to that of the one developed in [16]. In addition, a modified version of the proposed scheme is introduced by fixing the terminal control gain. The feasible region of the modified scheme is compared to that of the one developed in [17] in the end of this section.

The following theorem shows that the feasible region of the distributed MPC scheme (49) contains the feasible region of the distributed MPC scheme developed in [16].

Theorem VI.1 For a given initial condition, the distributed MPC problem (49) is feasible if the distributed MPC problem with adaptive terminal sets in [16] is feasible.

Proof: The proof is found in Appendix V. ■

We now introduce a modified version of the proposed scheme (49) by fixing the terminal control gain K_i to the one computed offline, which is denoted by $K_{f,i}$ in Section III. Consequently, the variable Γ_i is also fixed and the one computed offline is used. Since the terminal control gain K_i and the matrix Γ_i are not decision variables anymore, we can replace the map in (41) by

$$w_{1,i} = \alpha_{\mathcal{N}_i}^{1/2}, \quad w_{2,i} = c_{\mathcal{N}_i}, \quad w_{3,i} = d_i. \quad (50)$$

The constraints (20), (43), (44) and (45) are rewritten in terms of (50) as (51), (52), (53) and (54); the LMI (52) is given overleaf in single column.

$$\begin{bmatrix} P_i^{-1} U_i W_i^\top w_{1,i} W_i U_i^\top & x_i(T) - U_i W_i^\top w_{2,i} \\ x_i(T) - U_i W_i^\top w_{2,i} & (U_i W_i^\top w_{1,i} W_i U_i^\top)_{11} \end{bmatrix} \geq 0. \quad (51)$$

$$\begin{bmatrix} \sum_{j \in \mathcal{N}_i} \sigma_{ij}^k P_{ij} & \frac{1}{2} w_{1,i} G_i^k \\ \frac{1}{2} G_i^k w_{1,i} & g_i^k - G_i^k w_{2,i} - \sum_{j \in \mathcal{N}_i} \sigma_{ij}^k \end{bmatrix} \geq 0. \quad (53)$$

$$\begin{bmatrix} \sum_{j \in \mathcal{N}_i} \tau_{ij}^l P_{ij} & \frac{1}{2} w_{1,i} K_i^\top H_{\mathcal{N}_i}^\top \\ \frac{1}{2} H_{\mathcal{N}_i}^\top K_i w_{1,i} & h_{\mathcal{N}_i}^l - H_{\mathcal{N}_i}^\top (K_i w_{2,i} + w_{3,i}) - \sum_{j \in \mathcal{N}_i} \tau_{ij}^l \end{bmatrix} \geq 0. \quad (54)$$

Constraints (5), (6), (13) and (39) remain the same. Recall that the constraints (46), (47) and (36b) in the optimal control problem (49) ensure online that the terminal controller is stabilizing based on Theorem II.1. By fixing the terminal control gain, there is no need to add these constraints because it is known in advance that the offline terminal controller is stabilizing.

Finally, recall that in (49), the artificial equilibrium point is constrained to be at the center of the terminal set (i.e.

$$\begin{bmatrix} P_i^{-1}U_iW_i^\top w_{1,i}W_iU_i^\top & (A_iw_{1,i}^{1/2} + B_iK_iw_{1,i}^{1/2}) & [A_iw_{2,i} + B_i(K_iw_{2,i} + w_{3,i}) - U_iW_i^\top w_{2,i}] \\ (A_iw_{1,i}^{1/2} + B_iK_iw_{1,i}^{1/2})^\top & \sum_{j \in \mathcal{N}_i} \rho_{ij}P_{ij} & 0 \\ [A_iw_{2,i} + B_i(K_iw_{2,i} + w_{3,i}) - U_iW_i^\top w_{2,i}]^\top & 0 & (U_iW_i^\top w_{1,i}W_iU_i^\top)_{11} - \sum_{j \in \mathcal{N}_i} \rho_{ij} \end{bmatrix} \geq 0 \quad (52)$$

$x_e = c$) to ensure convexity when representing constraint (19) in terms of the map (41). Since the terminal control gain is no longer a decision variable, constraint (19) can instead be represented in terms of the map (50) directly, without imposing the additional constraint that $x_e = c$. In this case, constraint (19) is expressed as

$$\begin{aligned} x_{e_i} &= A_i x_{e_{N_i}} + B_i u_{e_i} \in \mathcal{E}_1 \mathcal{X}_i, \\ u_{e_i} &= K_i x_{e_{N_i}} + w_{3,i} \in \mathcal{E}_1 \mathcal{U}_i. \end{aligned} \quad (55)$$

The modified online optimization problem then becomes

$$\begin{aligned} \min \quad & \sum_{i=1}^M J_i(x_{N_i}, u_i) \\ \text{s.t.} \quad & \begin{cases} (5), (6), \quad \forall t \in \{0, \dots, T\} \quad \forall i \in \{1, \dots, M\}, \\ (55), (51), (13) \quad \forall i \in \{1, \dots, M\}, \\ (52), (53), (54), \quad \forall i \in \{1, \dots, M\}, \\ (39), \quad \forall i \in \{1, \dots, M\}, \end{cases} \end{aligned} \quad (56)$$

leading to the MPC scheme in Algorithm 2.

Algorithm 2 Reconfigurable Distributed MPC with fixed control gain

Input: System matrices A, B , cost function matrices Q, R , mappings U, V, W sets \mathcal{X}, \mathcal{U} , initial condition x_0 , prediction horizon T

Output: Vectors $x(t), u(t), \forall t \in \{0, 1, \dots, T\}$, Vectors $w_{j,i}, j \in \{1, 2, 3\}, i \in \{1, \dots, M\}$, vectors $\mu_{ij}, \rho_{ij}^k, \tau_{ij}^l, \forall k \in \{1, \dots, sc_i\}, l \in \{1, \dots, ic_i\}, j \in \mathcal{N}_i, i \in \{1, \dots, M\}$

- 1: **Initialization** Solve the optimization problem (15) to compute the matrix P and the controller K_f
 - 2: **while** true **do**
 - 3: Solve the optimization problem (56)
 - 4: Apply the first control input $u(0)$ to the plant (1)
 - 5: Measure the new state $x_0 \leftarrow Ax_0 + Bu(0)$
 - 6: **end while**
-

The following theorem shows that the modified version of the proposed scheme introduced in (56) is recursively feasible and the corresponding closed-loop system is asymptotically stable.

Theorem VI.2 *The distributed MPC problem (56) is recursively feasible and the closed-loop system under this MPC controller is asymptotically stable.*

The proof follows that of Theorem V.1. The only difference is that instead of using the optimal control gain K^k , the one computed offline and denoted by K_f is used.

Although the MPC scheme (49) has an additional decision variable $K_i \forall i \in \{1, \dots, M\}$ compared to the MPC scheme

(56), their feasible regions are not comparable as shown numerically below. This is because the MPC scheme (49) has one more constraint, that is, $x_{e_i} = c_i \forall i \in \{1, 2, \dots, M\}$. Since the modified scheme considers a fixed terminal control gain which is computed offline, this scheme provides an upper bound to (40), hence the original distributed MPC problem (14).

When compared to other schemes in the literature, the following theorem shows that the feasible region of (56) contains the feasible region of the distributed MPC developed in [17].

Theorem VI.3 *For a given initial condition, the distributed MPC problem (56) is feasible if the distributed MPC problem with adaptive terminal sets in [17] is feasible.*

Proof: The proof is found in Appendix VI. ■

VII. SIMULATION RESULTS

The efficacy of the proposed distributed MPC schemes (49) and (56) with variable and fixed control gain respectively is investigated in this section by means of a benchmark example and an application to a network of power generation areas. The proposed schemes are also compared to other MPC schemes in the literature.

A. Benchmark Example

The benchmark example used in this section is given by

$$\begin{bmatrix} x_1^+ \\ x_2^+ \end{bmatrix} = \begin{bmatrix} 2 & 0.5 \\ 0.5 & 2 \end{bmatrix} \begin{bmatrix} x_1 \\ x_2 \end{bmatrix} + \begin{bmatrix} -1 & 0 \\ 0 & -1 \end{bmatrix} \begin{bmatrix} u_1 \\ u_2 \end{bmatrix}.$$

The state and input constraints are assumed to be $-5 \leq x_i \leq 5, -0.25 \leq u_i \leq 1$, for $i \in \{1, 2\}$. The system can be divided into two dynamically coupled subsystems with states x_1 and x_2 and inputs u_1 and u_2 , respectively. Note that $N_1 = N_2 = \{1, 2\}$ and $x_{N_1} = x_{N_2} = (x_1, x_2)$. The matrices of the cost function are chosen to be $Q_1 = Q_2 = 0.5I_2$, $R_1 = R_2 = 0.1$ and $S_1 = S_2 = 10$. The target point is chosen to be the origin. The matrix P is computed by solving the offline optimization problem in (15).

Fig. 1a and 1b show the predicted state trajectories and the corresponding terminal sets of four different schemes for two different initial conditions x_0 when the optimization problem is solved once. These schemes are the distributed MPC scheme with adaptive terminal set of [16] denoted by DST-ADP, the distributed MPC scheme with asymmetric terminal sets of [17] denoted by DST-RLX, the proposed distributed MPC scheme with variable control gain (49) denoted by DST-VAR and the proposed distributed MPC scheme with fixed control gain (56) denoted by DST-FXD. Although ellipsoidal terminal sets are utilized in all of these schemes, the terminal sets shown in Fig. 1a and 2a are rectangles

since they are the cartesian product of two one-dimensional ellipsoids. We see that DST-VAR is feasible for both initial conditions, whereas, DST-ADP is only feasible for $x_0 = [-0.16 \ -0.16]^\top$, illustrating Theorem VI.1. Similarly, DST-FXD is feasible for both initial conditions, whereas, DST-RLX is only feasible for $x_0 = [0.7 \ 0.5]^\top$, illustrating Theorem VI.2. Although DST-VAR and DST-FXD are initially feasible for both initial conditions, their feasible regions do not necessarily coincide.

The red and magenta dots in Fig. 1a and 1b show the artificial equilibrium points for the two initial conditions computed by DST-FXD and DST-VAR respectively (the two dots overlap in Fig. 1a). The equilibrium point of DST-VAR is exactly at the center of the terminal set, whereas the equilibrium point of DST-FXD is not necessarily at the center. Note that the target point (in this example, the origin) is not necessarily initially included in the terminal sets of DST-VAR and DST-FXD, because affine terminal controllers are used in these schemes.

Fig. 2a, 2b and 2c compare DST-FXD to the classical centralized MPC schemes with maximal terminal set (denoted by CNT-MAX) and with ellipsoidal terminal set (denoted by CNT-ELP) for different initial conditions. For more details about these centralized schemes, please refer to [16]. Although using ellipsoidal terminal sets is more conservative than using maximal terminal sets, computing the maximal terminal set might be prohibitive for large-scale systems [16]. The aim of the comparison here is to show that the proposed scheme reduces the conservatism of ellipsoidal terminal sets. The scheme DST-VAR is omitted from this comparison since its behavior is very similar to DST-FXD. As shown in Fig. 2a, 2b and 2c, the three schemes are all initially feasible when $x_0 = [0.7 \ 0.3]^\top$. For $x_0 = [0.8 \ 0.2]^\top$, CNT-ELP is not feasible, demonstrating the conservatism of ellipsoidal terminal sets; note that CNT-MAX and DST-FXD are still feasible. Finally, when $x_0 = [1.1 \ 0.1]^\top$, DST-FXD is still feasible, but neither of the centralised schemes is. The feasibility of DST-FXD is attributed to the asymmetric ellipsoidal terminal set and affine terminal controller computed online taking into account the current state of the system.

As expected, CNT-ELP is more conservative than CNT-MAX, as the ellipsoidal terminal set is always contained in the maximal terminal set. On the other hand, the terminal sets of DST-FXD and DST-VAR are not necessarily contained in that of CNT-MAX. Thus, DST-FXD and DST-VAR may reduce the conservatism of using ellipsoidal terminal sets. In fact, DST-FXD and DST-VAR are always feasible whenever the state trajectory can reach a positively-invariant ellipsoidal set containing any feasible equilibrium point in the interior of the constraint sets. Fig. 2d shows the set of feasible equilibrium points, which in this case contains the maximal terminal set. Consequently, in this particular example, the feasible regions of DST-FXD and DST-VAR are larger than that of CNT-MAX; this, however, is not always the case and in general the feasible sets of the three optimisation problems are incomparable. Similar to DST-VAR and DST-FXD, a tracking MPC scheme is developed in [22] which is always

feasible whenever the state trajectory can reach a positively-invariant polytopic set containing any feasible equilibrium point in the interior of the constraint sets. The union of all these polytopic sets is referred to as the maximal terminal set for tracking and is shown in blue in Fig. 2f for the benchmark example. This maximal terminal set for tracking is found to always contain the set of feasible equilibrium points. A detailed comparison between the MPC scheme in [22] and DST-FXD is performed shortly on a power network.

At first glance, Fig. 2c suggests that DST-FXD is unstable when $x_0 = [1.1 \ 0.1]^\top$, since the predicted trajectory moves away from the origin towards a distant equilibrium point. When, however, one solves the optimal control problem in a receding horizon fashion, the closed-loop system is indeed asymptotically stable, as predicted by Theorem V.1. This point is illustrated in Fig. 2e, which shows the evolution of the predicted state trajectory and the terminal set for ten time instants (each instant is shown in a different color). The optimal state trajectory can be extracted from this figure by concatenating the first state predicted at each time instant. Fig. 2f illustrates the same point for DST-VAR. Notice that, in this case, the distributed MPC scheme with variable control gain results in a tighter approximation with a cost $J = 26.5$ compared to the distributed MPC scheme with fixed control gain whose cost is $J = 27.3$.

B. Power Network Application

In this section, DST-FXD (Distributed MPC scheme with fixed terminal controller) and TRK-MAX (centralized MPC scheme with maximal terminal set for tracking of [22]), are compared on a network of power generation areas [23]. Both schemes allow one to track any feasible equilibrium point in the interior of the state and input constraint sets. The advantage of DST-FXD over TRK-MAX in this case is mostly computational, as it circumvents the need to compute the maximal invariant terminal set for tracking, whose computation is very expensive especially for large-scale systems. Its disadvantage is that it results in suboptimal solutions due to the distributed structure of the controller.

A schematic diagram of the power network considered here is shown in Fig. 3, which illustrates the dynamic coupling between the different areas as well as the inputs and outputs of each area. This network can be divided into four subsystems, each of which represents one power generation area whose states are the rotor angular displacement deviation $\Delta\theta_i$, the rotor angular velocity deviation $\Delta\omega_i$, the mechanical power deviation ΔP_{m_i} and the steam valve position deviation ΔP_{v_i} . The input of subsystem i is the reference set power deviation ΔP_{ref_i} and its disturbance is the load change deviation ΔP_{l_i} ; we assume that the disturbance is piecewise constant. In this case, the network can be represented in continuous time using the linear time-invariant system [23]

$$\dot{z} = A_c z_c + B_c v + D_c w, \quad (57)$$

where $z = [z_1^\top \ z_2^\top \ z_3^\top \ z_4^\top]^\top$ is the state vector comprising the state vectors $z_i = [\Delta\theta_i \ \Delta\omega_i \ \Delta P_{m_i} \ \Delta P_{v_i}]^\top \in \mathbb{R}^4$ of each

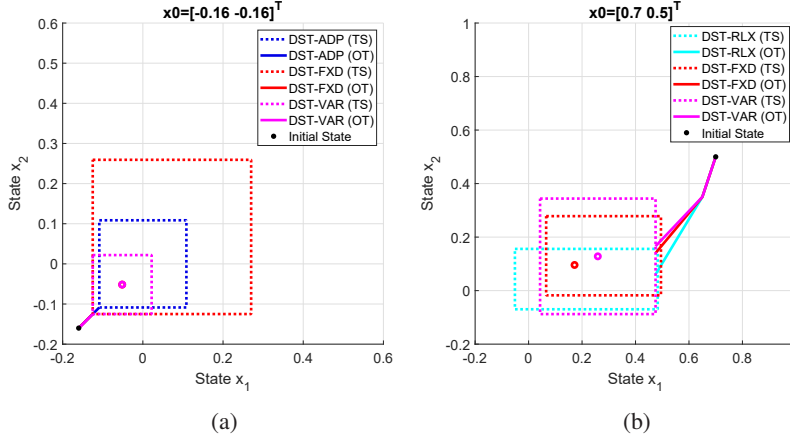


Fig. 1: Predicted optimal state trajectories (OT) and terminal sets (TS) of the distributed MPC scheme with variable terminal gain (DST-VAR), the distributed MPC scheme with fixed terminal gain (DST-FXD), and the two distributed schemes developed in [16] (DST-ADP) and [17] (DST-RLX) for two different initial conditions and a prediction horizon of $T = 2$; schemes not listed in the respective legends are infeasible for the corresponding initial condition.

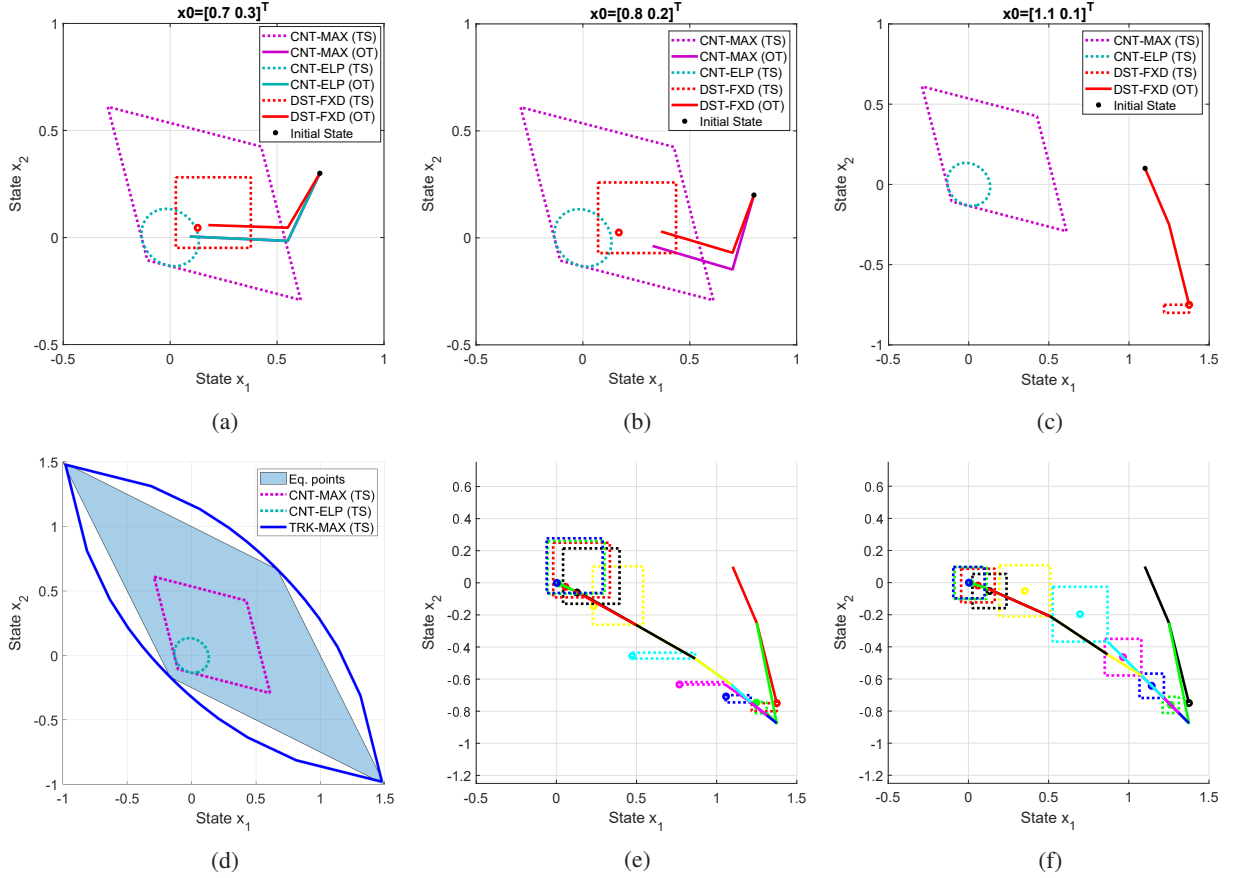


Fig. 2: (a,b,c) Predicted optimal state trajectories (OT) and terminal sets (TS) of the distributed MPC scheme with fixed terminal gain (DST-FXD), a centralized scheme with the maximal terminal set (CNT-MAX) and a centralized scheme with the ellipsoidal terminal set (CNT-ELP) for three different initial conditions and a prediction horizon of $T = 2$, (d) Set of feasible equilibrium points together with the maximal terminal set, ellipsoidal terminal set and maximal terminal set for tracking (denoted by TRK-MAX), (e,f) Evolution of the predicted optimal state trajectories (OT) and terminal sets (TS) of the distributed MPC scheme with variable terminal gain (left) and the distributed MPC scheme with fixed terminal gain (right) for a prediction horizon of $T = 2$ when solving the optimization problem recursively.

subsystem i , $v = [v_1 \ v_2 \ v_3 \ v_4]^\top$ is the input vector comprising the input $v_i = \Delta P_{ref_i} \in \mathbb{R}$ of each subsystem i and $w = [w_1 \ w_2 \ w_3 \ w_4]^\top$ is the disturbance vector comprising the piecewise constant disturbance $w_i = \Delta P_{li} \in \mathbb{R}$ affecting each subsystem i . For more details about the model, please refer to [23]. To represent system (57) as in (5), the piecewise-constant disturbances are considered as states leading to

$$\begin{bmatrix} \dot{z} \\ \dot{w} \end{bmatrix} = \begin{bmatrix} A_c & D_c \\ 0 & 0 \end{bmatrix} \begin{bmatrix} z \\ w \end{bmatrix} + \begin{bmatrix} B_c \\ 0 \end{bmatrix} v. \quad (58)$$

For a given disturbance $w = w_e = [w_{e1} \ w_{e2} \ w_{e3} \ w_{e4}]^\top$, (58) has an equilibrium at $z_i = z_{ei} = [0 \ 0 \ w_{ei} \ w_{ei}]^\top$ and $v_i = v_{ei} = w_{ei}$ for all $i \in \{1, 2, 3, 4\}$. If the disturbance is assumed to be piecewise constant, whenever w_e changes the MPC schemes DST-FXD and DST-TRK are required to track the corresponding equilibrium point (target point).

The continuous-time system is discretized using exact discretization with a sampling time of 1 second [24] yielding

$$\begin{bmatrix} z^+ \\ w^+ \end{bmatrix} = \begin{bmatrix} A_d & D_d \\ 0 & I_4 \end{bmatrix} \begin{bmatrix} z \\ w \end{bmatrix} + \begin{bmatrix} B_d \\ 0 \end{bmatrix} v. \quad (59)$$

where I_4 is an identity matrix of size 4. The power network is subject to the constraints $-0.1 p.u. \leq \Delta \theta_i \leq 0.1 p.u.$, $-0.4 p.u. \leq \Delta P_{ref_i} \leq 0.4 p.u.$ for all $i \in \{1, 2, 3, 4\}$ where $p.u.$ refers to per unit [23]. The cost function matrices are chosen to be $Q = \text{diag}(Q_c, Q_c, Q_c, Q_c, 0_{4 \times 4})$ where $Q_c = \text{diag}(1000, 1000, 100, 100)$, $R = I_4$ and $S = 1000I_{20}$. The discrete-time model is used to implement the MPC scheme TRK-MAX. Note that Assumptions II.1 and II.3 are not satisfied because $w^+ = w$ and the Q matrix entries corresponding to w are zero. However, the proposed controller can still be applied because we do not aim to control the disturbance.

To implement the MPC scheme DST-FXD, the discrete-time system is decomposed into four subsystems, each representing one power generation area (PGA). Local constraints and cost functions are determined accordingly. Note that the discretized model matrices in (59) are not sparse anymore. These matrices are dense and possibly couple all the subsystems in the network, even though they are decoupled in the continuous-time model. To avoid this coupling, one can either use Euler discretization which preserves the distributed structure of the network, or simply ignore the coupling terms in the exactly discretized model. These two approximation methods were compared to the exact discretization in (59), by computing the norm of the state vector error. Numerical results suggest that ignoring the coupling in the exactly discretized model leads to lower errors than the Euler discretization. Notice that the resulting inexact model is only considered for control design, whereas the exact model is used for simulations. Current work concentrates on robustifying the proposed algorithms against such modeling approximations.

Fig. 4a and 4b show the closed-loop response of the power network under the two MPC schemes (in particular, the states $\Delta \omega_2$ and ΔP_{m2}) when the disturbance is a piecewise constant function whose value changes every 50 seconds. According to the target point z_{e2} mentioned earlier, the state $\Delta \omega_2$ has

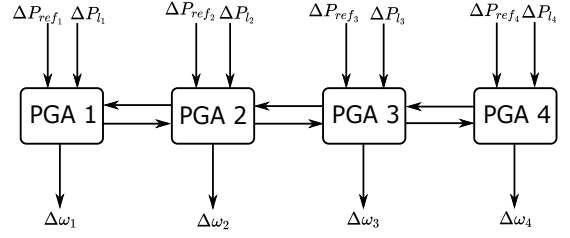


Fig. 3: A network of four power generation areas (PGA)

to always converge to zero regardless of the disturbance w_e , whereas the state ΔP_{m2} has to track the disturbance w_{e2} . We can see that both states follow the corresponding target point in Fig. 4a and 4b; moreover, Fig. 4b shows a negligible steady-state error, even though an inexact discrete-time model is used in the control design.

Table I shows a comparison of both schemes as the number of PGAs connected in series increase from 4 to 9. The parameters of the added PGAs are chosen at random among the parameter values found in [23]. As shown in Table I, the offline time required to compute the maximal invariant terminal set for tracking for CNT-TRK exceeds ten minutes and increases as the number of PGAs becomes higher. Although there are ways to reduce the offline computation time, these are not investigated here since this is not the main scope of this work. Notice that these computations are not required for DST-FXD which computes the terminal set online. The number of constraints representing the maximal terminal set for tracking is found to increase as the number of PGAs increases. Moreover, to compute the maximal invariant set for tracking, a compact constraint set is required, which is not the case here. To avoid this problem, additional constraints are added to compute an inner approximation of this set.

Table I also compares the online computation time and performance of the two schemes for twenty-five different scenarios generated with random initial conditions and target references. The mean of the ratio between the online computational time T_c of CNT-TRK and the time T_d of DST-FXD is computed. Although T_c is smaller than T_d when the number of PGAs is low, T_c becomes larger as the number of PGAs increases. Finally, the mean of the suboptimality $(J_d - J_c)/J_d$ of the 25 scenarios is computed where J_c is the cost of CNT-TRK and J_d is that of DST-FXD. It is found that the suboptimality remains below 10% irrespective of the number of PGAs. Note that the DST-FXD optimization problem is solved centrally in this comparison. Current work concentrates on utilizing distributed optimization techniques to solve this problem in a distributed fashion.

VIII. CONCLUSION

In this paper, a distributed MPC scheme is proposed for large-scale systems for reference tracking. In this scheme, the terminal sets and the terminal controller are computed online and are updated at each time instant. Distributed asymmetric ellipsoidal sets and affine terminal controllers are used to transform the infinite-dimensional optimal control problem into a semi-infinite one. Using robust optimization

TABLE I: Comparison of DST-FXD and CNT-TRK in terms of offline computation time T_{off} of the maximal terminal set for tracking, number of constraints N_c of the maximal terminal set for tracking, ratio between the online computation time T_c of CNT-TRK and T_d of DST-FXD and suboptimality $(J_d - J_c)/J_c$, where J_d is the cost of DST-FXD and J_c is the cost of CNT-TRK

M	4	5	6	7	8	9
T_{off}	13.2799	23.8642	37.7562	63.4284	75.4578	121.5610
N_c	3944	6380	8526	10962	12528	16182
T_d/T_c	3.8382	2.5714	2.0207	0.8873	0.6867	0.5469
$(J_d - J_c)/J_c$	7.31%	6.67%	7.43%	7.09%	8.51%	7.08%

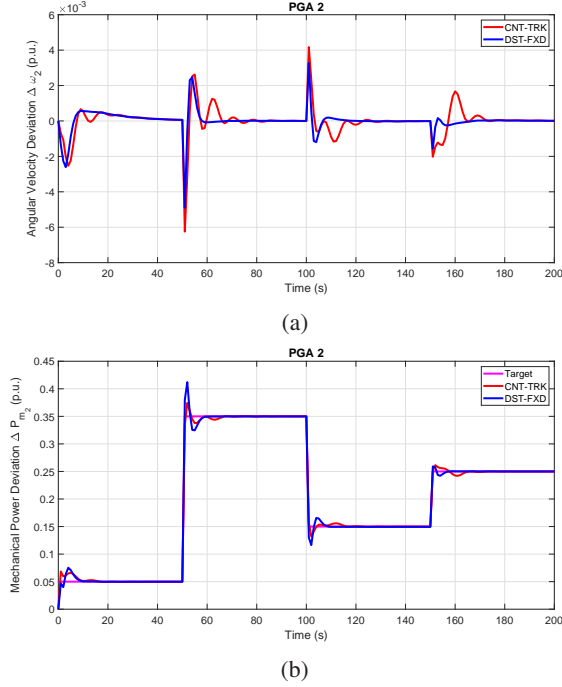


Fig. 4: (a) the rotor angular velocity deviation $\Delta\omega_2$ and the mechanical power deviation ΔP_{m_2} of the second PGA in the power network when CNT-TRK (blue) and DST-FXD (red) are implemented.

techniques, the semi-infinite problem is transformed into a non-convex problem. Finally, a convex optimal control problem is reached by defining a bijective map relating the actual decision variables to newly-defined variables. The recursive feasibility of the proposed scheme and the asymptotic stability of the corresponding closed-loop system are proven. A modified version of the proposed scheme is introduced and the feasible regions of both schemes are found to contain the feasible regions of corresponding schemes in the literature. The efficacy of the proposed schemes is demonstrated via simulation. Ongoing work concentrates on robustifying the proposed methods on one side and on implementing them using different distributed optimization techniques.

APPENDIX

Appendix I (Proof of Lemma V.1):

The proof follows the standard MPC stability argument in [2], [21].

Let the optimal solution of the online optimal control problem (49) at a given time instant be (x^0, u^0, x_e^0, u_e^0) . Therefore, the optimal cost is given by $J^0 = \sum_{t=0}^{T-1} \left\{ \|x^0(t) - x_e^0\|_Q^2 + \|u^0(t) - u_e^0\|_R^2 \right\} + \|x^0(T) - x_e^0\|_P^2 + \|x_e^0\|_P^2$ and the tail sequence cost by $J^T = \sum_{t=1}^{T-1} \left\{ \|x^0(t) - x_e^0\|_Q^2 + \|u^0(t) - u_e^0\|_R^2 \right\} + \|x^0(T) - x_e^0\|_P^2 + \|x_e^0\|_P^2$. Subtracting J^0 from J^T leads to $J^T - J^0 = -\|x^0(0) - x_e^0\|_Q^2 - \|u^0(0) - u_e^0\|_R^2 \leq 0$.

We now define the function $\bar{J} = \sum_{t=1}^T \left\{ \|x^0(t) - x_e^0\|_Q^2 + \|u^0(t) - u_e^0\|_R^2 \right\} + \|x^0(T+1) - x_e^0\|_P^2 + \|x_e^0\|_P^2$ where $x^0(T+1) = x_e^0 + (A + BK^0)(x(T) - x_e^0)$. The predicted state and input sequences resulting in \bar{J} are feasible because $[x^0(1), \dots, x^0(T)]$ and $[u^0(1), \dots, u^0(T-1)]$ are subvectors of the optimal solution x^0 and u^0 respectively and thus feasible. Furthermore, $x^0(T)$ belongs to the optimal terminal set corresponding to the optimal solution (x^0, u^0, x_e^0, u_e^0) , thus the input $u^0(T) = K^0 x^0(T) + d^0$ and the corresponding state $x^0(T+1)$ are also feasible. It is easy to verify from (37) that the matrix P satisfies $P \geq (A + BK^0)^\top P (A + BK^0) + Q + K^0^\top R K^0$ and thus, $\bar{J} \leq J^T$.

Let the optimal solution of the online optimal control problem (49) at the next time instant be (x^1, u^1, x_e^1, u_e^1) and the corresponding optimal cost J^1 . Clearly, $J^1 \leq \bar{J}$ since \bar{J} is the cost of a feasible solution and J^1 is the corresponding optimal cost. Therefore, $J^1 - J^0 \leq \bar{J} - J^0 \leq J^T - J^0 = -\|x^0(0) - x_e^0\|_Q^2 - \|u^0(0) - u_e^0\|_R^2 \leq 0$.

Repeating the above procedure for all the time instants $k \in \mathbb{N}_+$ and taking the telescopic sum leads to $J^0 - \lim_{k \rightarrow \infty} J^k \geq \sum_{k=0}^{\infty} \left\{ \|x^k(0) - x_e^k\|_Q^2 + \|u^k(0) - u_e^k\|_R^2 \right\} \geq 0$. Notice that the optimal cost $J^k \geq 0 \forall k \in \mathbb{N}_+$. Moreover, if the MPC problem is initially feasible, then, J^0 is finite. We therefore must have $\lim_{k \rightarrow \infty} \left\{ \|x^k(0) - x_e^k\|_Q^2 + \|u^k(0) - u_e^k\|_R^2 \right\} = 0$. Since the matrices Q and R are positive definite, Assumption II.3 implies that $\lim_{k \rightarrow \infty} (x^k(0) - x_e^k) = 0$ and $\lim_{k \rightarrow \infty} (u^k(0) - u_e^k) = 0$.

Appendix II (Proof of Lemma V.2):

Since (x_e^k, u_e^k) is the artificial equilibrium corresponding to the optimal solution of (49), then $(x_e^k, u_e^k) \in \text{int}(\mathcal{X} \times \mathcal{U})$. Define $d_{\min} \in [0, 1)$ as the smallest scalar such that $(x_e^k, u_e^k) \in d_{\min} \mathcal{X} \times d_{\min} \mathcal{U}$ and let $\gamma \in (d_{\min}, 1)$. Consequently, there exists $\delta_b > 0$ such that for all $x \in E(x_e^k, \delta_b)$, $(x, K^k x + d^k) \in \gamma \mathcal{X} \times \gamma \mathcal{U}$. Since $\kappa^k(x) = K^k x + d^k$ is the terminal controller corresponding to the optimal solution of (49), condition (19) is satisfied and $u_e^k = K^k x_e^k + d^k$. Since $\bar{u}_e = K^k \bar{x}_e + \bar{d}$ by assumption, then $\bar{d} - d^k = -(1 - \lambda)d^k$ as $\bar{x}_e = \lambda x_e^k$ and $\bar{u}_e = \lambda u_e^k$.

Choose $\lambda \in (\underline{\lambda}(x_e^k), \bar{\lambda}(x_e^k))$ such that $\bar{x}_e = \lambda x_e^k \in \text{int}(E(x_e^k, 0.25\delta_b))$ and $(0, -(1 - \lambda)d^k) \in (1 - \gamma)\mathcal{X} \times (1 - \gamma)\mathcal{U}$ where $\underline{\lambda}(x_e^k)$ and $\bar{\lambda}(x_e^k)$ are the minimum and maximum values satisfying these inequalities. It is easy to verify, through the last two conditions, that $\underline{\lambda}(x_e^k) < 1$ and $\bar{\lambda}(x_e^k) > 1$. Consequently, there exists $\beta > 0$ such that $x_e^k \in \text{int}(E(\bar{x}_e, \beta))$ and $E(\bar{x}_e, \beta) \subset E(x_e^k, \delta_b)$. Therefore, there exists $\delta_a > 0$ such that $E(x_e^k, \delta_a) \subset E(\bar{x}_e, \beta) \subset E(x_e^k, \delta_b)$.

It remains to prove that $E(\bar{x}_e, \beta)$ is a positively invariant set with respect to (\bar{x}_e, \bar{u}_e) under the controller $\bar{\kappa}(x) = K^k x + \bar{d}$. For all $x \in E(\bar{x}_e, \beta)$, $(x - \bar{x}_e)^\top P(x - \bar{x}_e) \leq \beta$, consequently, $(x - \bar{x}_e)^\top P(x - \bar{x}_e) - (x - \bar{x}_e)^\top (Q + K^{k\top} R K^k)(x - \bar{x}_e) \leq \beta$ since $Q > 0$ and $R > 0$. Thus, $(x - \bar{x}_e)^\top (P - Q - K^{k\top} R K^k)(x - \bar{x}_e) \leq \beta$. It is easy to verify from (37) that the matrix P satisfies the Lyapunov inequality $P \geq (A + B K^k)^\top P(A + B K^k) + Q + K^{k\top} R K^k$. Thus, $(x - \bar{x}_e)^\top (A + B K^k)^\top P(A + B K^k)(x - \bar{x}_e) \leq \beta$, or equivalently, $(x^+ - \bar{x}_e)^\top P(x^+ - \bar{x}_e) \leq \beta$. In addition, $(x, K^k x + \bar{d}) = (x, K^k x + d^k) + (0, \bar{d} - d^k) = (x, K^k x + d^k) + (0, -(1 - \lambda)d^k) \in (\gamma \mathcal{X} \times \gamma \mathcal{U}) + ((1 - \gamma)\mathcal{X} \times (1 - \gamma)\mathcal{U}) = \mathcal{X} \times \mathcal{U}$.

Appendix III (Proof of Lemma V.3):

Note that $\|x_e^k - \bar{x}_e\|_P^2 = (1 - \lambda)^2 \|x_e^k\|_P^2$ since $x_e^k - \bar{x}_e = (1 - \lambda)x_e^k$. Notice also that $x - \bar{x}_e = (x - x_e^k) + (1 - \lambda)x_e^k$. Consequently, $\|x - \bar{x}_e\|_P^2 = \|x - x_e^k\|_P^2 + 2(1 - \lambda)x_e^{k\top} P(x - x_e^k) + (1 - \lambda)^2 \|x_e^k\|_P^2$. Consider a constant $\delta_1 > 0$ and the set \mathcal{X}_1 defined as $\mathcal{X}_1 = \{x \in \mathbb{R}^n : \|x - x_e^k\|_P^2 \leq \delta_1 \|x_e^k\|_P^2, |x_e^{k\top} P(x - x_e^k)| \leq \delta_1 \|x_e^k\|_P^2\}$. For every δ_1 we can select δ_a small enough such that $E(x_e^k, \delta_a) \subset \mathcal{X}_1$. Therefore, for all $x \in E(x_e^k, \delta_a)$, $\|x - \bar{x}_e\|_P^2 \leq \|x_e^k\|_P^2 (\delta_1 P + 2\delta_1(1 - \lambda)P + (1 - \lambda)^2 P)$. Since $\bar{x}_e = \lambda x_e^k$, then $\|\bar{x}_e\|_S^2 = \lambda^2 \|x_e^k\|_S^2$. Consequently, $\|x - \bar{x}_e\|_P^2 + \|\bar{x}_e\|_S^2 \leq \|x_e^k\|_P^2 (\delta_1 P + 2\delta_1(1 - \lambda)P + (1 - \lambda)^2 P + \lambda^2 S)$.

To prove that $\|x - \bar{x}_e\|_P^2 + \|\bar{x}_e\|_S^2 < \|x_e^k\|_S^2$, it is required to find conditions on δ_1 and λ so that $(1 - \lambda^2)S - (1 - \lambda)^2 P - 2\delta_1(1 - \lambda)P - \delta_1 P > 0$. Since $S > \sigma P$, it suffices to ensure that $(1 - \lambda^2)\sigma - (1 - \lambda)^2 - 2\delta_1(1 - \lambda) - \delta_1 > 0$ or, equivalently, $-(1 + \sigma)\lambda^2 + 2(1 + \delta_1)\lambda + (\sigma - 1 - 3\delta_1) > 0$. Since the quadratic is concave in λ , its roots are required to be real and distinct so that there exist λ which satisfies the strict inequality. The roots are

$$\frac{1 + \delta_1}{1 + \sigma} \pm \frac{\sqrt{(1 + \delta_1)^2 + (1 + \sigma)(\sigma - 1 - 3\delta_1)}}{1 + \sigma} \quad (60)$$

and are real and distinct as long as $(1 + \delta_1)^2 + (1 + \sigma)(\sigma - 1 - 3\delta_1) > 0$, or, equivalently, $\delta_1^2 - (1 + 3\sigma)\delta_1 + \sigma^2 > 0$. This in turn is a convex quadratic in δ_1 whose roots $\frac{(1 + 3\sigma) \pm \sqrt{(1 + 3\sigma)^2 - 4\sigma^2}}{2}$ are real, distinct and positive since $(1 + 3\sigma)^2 - 4\sigma^2 = 1 + 6\sigma + 5\sigma^2 > 0$ as $\sigma > 0$. If we then pick $\delta_1 \in \left(0, \frac{(1 + 3\sigma) - \sqrt{1 + 6\sigma + 5\sigma^2}}{2}\right)$, then the roots of (60) are real and distinct. In other words, for any $\sigma > 0$, there exists a small enough δ_1 such that there exists λ which satisfies the desired condition.

It remains to show that λ can be selected in the interval $(0, 1)$. For this, it suffices to prove that it is always possible to choose at least one of the roots in (60) to be between zero and one. Consider the larger root $\left(1 + \delta_1 + \sqrt{(1 + \delta_1)^2 + (1 + \sigma)(\sigma - 1 - 3\delta_1)}\right) / (1 + \sigma)$ in (60). Note that this root is always positive. For this root to be smaller than or equal to 1, it is required that $1 + \sigma \geq 1 + \delta_1 + \sqrt{(1 + \delta_1)^2 + (1 + \sigma)(\sigma - 1 - 3\delta_1)}$. Notice that this inequality holds only if $\sigma > \delta_1$. Simplifying and squaring the desired inequality reduces to $\delta_1(\sigma + 1) \geq 0$, which is always the case since σ and δ_1 are positive constants.

In conclusion, for any positive $\delta_1 < \sigma$ such that $\sigma P \leq S$ and $\delta_1 < \frac{(1 + 3\sigma) - \sqrt{1 + 6\sigma + 5\sigma^2}}{2}$, there exists $\lambda \in (0, 1)$ such that $(1 - \lambda^2)\sigma - (1 - \lambda)^2 - 2\delta_1(1 - \lambda) - \delta_1 > 0$, and consequently the condition $\|x - \bar{x}_e\|_P^2 + \|\bar{x}_e\|_S^2 < \|x_e^k\|_S^2$ is satisfied.

Appendix IV (Proof of Lemma V.4):

Assume, for the sake of contradiction, that $\lim_{k \rightarrow \infty} (x^k(0) - x_e^k) = 0$ but the sequence of optimal equilibrium points, $\{x_e^k\}_{k=0}^\infty$, generated by Algorithm 1 either does not converge, or does but its limit is not the origin. In both cases, there exists a $\delta_c > 0$ such that $\|x_e^k\|_P^2 \geq \delta_c$ for infinitely many k . Since $\lim_{k \rightarrow \infty} (x^k(0) - x_e^k) = 0$, it is always possible to pick an arbitrarily large k such that $x^k(0) \in E(x_e^k, \delta_a)$ where $\|x_e^k\|_P^2 \geq \delta_c$ and δ_a satisfies the conditions in Lemma V.2 ($E(x_e^k, \delta_a) \subseteq E(\bar{x}_e, \beta)$) and Lemma V.3 ($E(x_e^k, \delta_a) \subseteq \mathcal{X}_1$).

According to Remark V.2, it is always the case that the selected $\delta_a > 0$ makes the set $E(x_e^k, \delta_a)$ positively invariant with respect to x_e^k under the optimal controller $\kappa^k(x) = K^k x + d^k$. Since $x^k(0) \in E(x_e^k, \delta_a)$, the optimal cost J^k is given by $J^k = \sum_{i=0}^{T-1} \{\|x^k(i) - x_e^k\|_Q^2 + \|x^k(i) - x_e^k\|_{K^k \top R K^k}^2\} + \|x^k(T) - x_e^k\|_P^2 + \|x_e^k\|_S^2$.

According to Lemma V.2, $E(x_e^k, \delta_a) \subseteq E(\bar{x}_e, \beta)$ which is a positively invariant set with respect to \bar{x}_e under the terminal controller $\bar{\kappa}(x) = K^k x + \bar{d}$. Thus, there exists a feasible solution starting from the initial condition $\bar{x}(0) = x^k(0) \in E(x_e^k, \delta_a)$ aiming to converge to the non-optimal equilibrium point \bar{x}_e . Denote the cost of this feasible solution as $\bar{J} = \sum_{i=0}^{T-1} \{\|\bar{x}(i) - \bar{x}_e\|_Q^2 + \|\bar{x}(i) - \bar{x}_e\|_{K^k \top R K^k}^2\} + \|\bar{x}(T) - \bar{x}_e\|_P^2 + \|\bar{x}_e\|_S^2$. Note that $J^k < \bar{J}$ since J^k is the optimal cost. It is easy to verify from (37) that the matrix P satisfies the Lyapunov inequality $P \geq (A + B K^k)^\top P(A + B K^k) + Q + K^{k\top} R K^k$ and consequently that $\bar{J} \leq \|x^k(0) - \bar{x}_e\|_P^2 + \|\bar{x}_e\|_S^2$.

According to Lemma V.3, $\|x - \bar{x}_e\|_P^2 + \|\bar{x}_e\|_S^2 < \|x_e^k\|_S^2$ for all $x \in E(x_e^k, \delta_a)$. Since $x^k(0) \in E(x_e^k, \delta_a)$, then $\|x^k(0) -$

$\bar{x}_e||_P^2 + ||\bar{x}_e||_S^2 < ||x_e^k||_S^2$. Notice that $||x_e^k||_S^2 < J^k$ for any $(x_e^k, u_e^k) \neq (0, 0)$ which contradicts the optimality of J^k .

Appendix V (Proof of Theorem VI.1)

The cost function and constraints of the distributed MPC scheme in [16] are found in Appendix VII since they are needed in this proof to compare the scheme in [16] with the proposed scheme (49).

For a given initial condition $\tilde{x}_i(0) \forall i \in \{1, \dots, M\}$, assume that $(\tilde{x}_i(t), \tilde{u}_i(t), \tilde{\alpha}_i, \tilde{K}_i, \tilde{\Gamma}_i, \tilde{T}_i, \tilde{\theta}_{ij}, \tilde{\phi}_{ij}^k, \tilde{\psi}_{ij}^l) \forall t \in \{0, \dots, T\} \forall j \in \mathcal{N}_i \forall k \in \{1, \dots, n_{sc_i}\} \forall l \in \{1, \dots, n_{ic_i}\} \forall i \in \{1, \dots, M\}$ is a feasible solution of the MPC problem in [16]. This solution satisfies the constraints (5), (6), (13), (36b), (46) and (47) in the MPC problem (49) since the same set of constraints occurs in the MPC problem in [16] (see ((62) (63), (64), (65), (73), (74) and (75)) in Appendix I).

By comparing the cost function (8) of the proposed scheme and the cost function (61) of the one developed in [16], it is deduced that the target point and the artificial equilibrium point in [16] are $x_{ti} = 0$ and $(\tilde{x}_{ei}, \tilde{u}_{ei}) = (0, 0)$ respectively for all $i \in \{1, \dots, M\}$. Since the equilibrium point is assumed to lie at the center of the terminal set (i.e. $\tilde{x}_{ei} = c_i$) in the MPC problem (49), it is concluded that $c_i = 0$ and $d_i = 0 \forall i \in \{1, \dots, M\}$ because $u_{ei} = K_i x_{ei} + d_i$ by definition. Note that, in this case, $v_{2,i} = 0$ and $v_{4,i} = 0 \forall i \in \{1, \dots, M\}$ according to the map (41). Consequently, the constraint (48) is satisfied since the sets \mathcal{X}_i and \mathcal{U}_i contain the target point (the origin in this case) in their interior according to Assumption II.2.

Considering that $c_i = 0$, $d_i = 0 \forall i \in \{1, \dots, M\}$, this feasible solution satisfies the constraints (20) in the MPC problem (49) since this constraint is the same as (66) in the MPC problem in [16]. Moreover, assuming that $\rho_{ij} = \tilde{\theta}_{ij} \forall j \in \mathcal{N}_i, \forall i \in \{1, \dots, M\}$, the constraints (67) and (68) in [16] imply the constraint (43) in the MPC problem (49).

Finally, consider the inequalities (69) and (70) in the MPC problem in [16]. Let $\sigma_{ij}^k = 0.5\tilde{\phi}_{ij}^k$. Thus, the LMI (69) is rewritten as

$$\begin{bmatrix} g_i^k & G_i^k \alpha_{\mathcal{N}_i}^{1/2} \\ \alpha_{\mathcal{N}_i}^{1/2} G_i^{k\top} & 2 \sum_{j \in \mathcal{N}_i} \sigma_{ij}^k P_{ij} \end{bmatrix} \geq 0.$$

In addition, the inequality (70) implies

$$\begin{bmatrix} g_i^k - 2 \sum_{j \in \mathcal{N}_i} \rho_{ij}^k & 0 \\ 0 & 0 \end{bmatrix} \geq 0.$$

Adding the above two LMIs yields

$$\begin{bmatrix} 2g_{\mathcal{N}_i}^k - 2 \sum_{j \in \mathcal{N}_i} \rho_{ij}^k & G_i^k \alpha_{\mathcal{N}_i}^{1/2} \\ \alpha_{\mathcal{N}_i}^{1/2} G_i^{k\top} & 2 \sum_{j \in \mathcal{N}_i} \rho_{ij}^k P_{ij} \end{bmatrix} \geq 0.$$

Multiplying the resulting LMI by 0.5 confirms the satisfaction of the inequality (44) in the proposed scheme. The same procedures can be followed to prove that (71) and (72) imply (45) when $\tau_{ij}^l = 0.5\tilde{\psi}_{ij}^l$. Notice that, in this case, constraint (76) in [16] implies constraint (39) in the MPC problem (56) because $\rho_{ij}^l = \tilde{\theta}_{ij}^l$, $\sigma_{ij}^l = 0.5\tilde{\phi}_{ij}^l$ and $\tau_{ij}^l = 0.5\tilde{\psi}_{ij}^l$. In conclusion, any feasible solution of the MPC problem in [16] is also a feasible solution of the MPC problem (49) assuming that the decision variables $c_i = 0$ and $d_i = 0 \forall i \in \{1, \dots, M\}$.

Appendix VI (Proof of Theorem VI.3)

The cost function and constraints of the distributed MPC scheme in [17] are found in Appendix VIII since they are needed in this proof to compare the scheme in [17] with the proposed scheme (56).

For a given initial condition $\tilde{x}_i(0) \forall i \in \{1, \dots, M\}$, assume that $(\tilde{x}_i(t), \tilde{u}_i(t), \tilde{\alpha}_i, \tilde{c}_i, \tilde{\mu}_{ij}, \tilde{\sigma}_{ij}^k, \tilde{v}_{ij}^l) \forall t \in \{0, \dots, T\} \forall j \in \mathcal{N}_i \forall k \in \{1, \dots, n_{sc_i}\} \forall l \in \{1, \dots, n_{ic_i}\} \forall i \in \{1, \dots, M\}$ is a feasible solution of the MPC problem in [17]. This solution satisfies constraints (5), (6), (13), (51), $\forall t \in \{0, \dots, T\} \forall i \in \{1, \dots, M\}$, in the MPC problem (56) since the same set of constraints occurs in the MPC problem in [17] (check (78), (79), (80), (81), (82) in Appendix VIII).

By comparing the cost function (8) of the proposed scheme and the cost function (77) of the one developed in [17], it is deduced that the target point and the artificial equilibrium point in [17] are $x_{ti} = 0$ and $(\tilde{x}_{ei}, \tilde{u}_{ei}) = (0, 0)$ respectively for all $i \in \{1, \dots, M\}$. This equilibrium point satisfies the constraints $\tilde{x}_{ei} \in \text{int}(\mathcal{X}_i), \tilde{u}_{ei} \in \text{int}(\mathcal{U}_i) \forall i \in \{1, 2, \dots, M\}$ since the sets \mathcal{X}_i and \mathcal{U}_i contain the target point (i.e. the origin in this case) in their interior by assumption. Recall also that $d_i = -K_i x_{ei} + u_{ei}$, thus $w_{3,i} = d_i = 0 \forall i \in \{1, \dots, M\}$. Consequently, constraint (55) in the MPC problem (56) is satisfied.

Finally, constraints (52), (53), and (54) in the MPC problem (56) are satisfied since these constraints are the same as the constraints (83), (84) and (85) in the MPC problem in [17] assuming that $w_{3,i} = 0$, $\rho_{ij} = \tilde{\mu}_{ij}$, $\tau_{ij}^l = \tilde{v}_{ij}^l \forall j \in \mathcal{N}_i \forall l \in \{1, \dots, n_{ic_i}\} \forall i \in \{1, \dots, M\}$. Notice that, in this case, constraint (76) in [17] implies constraint (39) in the MPC problem (56) because $\rho_{ij}^l = \tilde{\mu}_{ij}^l$ and $\tau_{ij}^l = \tilde{v}_{ij}^l$. In conclusion, any feasible solution of the MPC problem in [17] is also a feasible solution of the MPC problem (56) assuming that the decision variable $d_i = 0 \forall i \in \{1, \dots, M\}$.

Appendix VII (Distributed MPC scheme in [16])

For the sake of completeness, the cost function and the constraints of the distributed MPC scheme with adaptive terminal sets developed in [16] are given below. These are used in Theorem VI.1 to compare the feasible regions of this scheme with the one introduced in (49). These cost function and constraints are written according to the notation used in this work. The LMI (73) is given on the next pages in single column. For the fairness of comparison, we replace the constraint $\sum_{i=1}^M w_i^\top \alpha_{\mathcal{N}_i}^{1/2} \Gamma_i \alpha_{\mathcal{N}_i}^{-1/2} W_i \leq 0$ with (74) and (75) based on the idea introduced in [7].

$$\begin{aligned} J_i(x_{\mathcal{N}_i}(\mathcal{T}), u_i(\mathcal{T})) = & \sum_{t=0}^{T-1} [x_{\mathcal{N}_i}(t)^\top Q_i x_{\mathcal{N}_i}(t) + u_i(t)^\top R_i u_i(t)] \\ & + x_i(T)^\top P_i x_i(T), \end{aligned} \quad (61)$$

$$x_{\mathcal{N}_i}(0) = x_{\mathcal{N}_i,0} \quad (62)$$

$$x_i(t+1) = A_i x_{\mathcal{N}_i}(t) + B_i u_i(t), \quad (63)$$

$$G_i x_{\mathcal{N}_i} \leq g_i, \quad (64)$$

$$H_i u_i \leq h_i, \quad (65)$$

$$\begin{bmatrix} P_i^{-1} \alpha_i^{1/2} & x_i(T) \\ x_i(T)^\top & \alpha_i^{1/2} \end{bmatrix} \geq 0. \quad (66)$$

$$\begin{bmatrix} P_i^{-1} \alpha_i^{1/2} & (A_i \alpha_{N_i}^{1/2} + B_i K_i \alpha_{N_i}^{1/2}) \\ (A_i \alpha_{N_i}^{1/2} + B_i K_i \alpha_{N_i}^{1/2})^\top & \sum_{j \in N_i} \theta_{ij} P_{ij} \end{bmatrix} \geq 0 \quad (67)$$

$$\alpha_i^{1/2} - \sum_{j \in N_i} \theta_{ij} \geq 0 \quad (68)$$

$$\begin{bmatrix} g_i^k & G_i^k \alpha_{N_i}^{1/2} \\ \alpha_{N_i}^{1/2} G_i^{k\top} & \sum_{j \in N_i} \phi_{ij}^k P_{ij} \end{bmatrix} \geq 0. \quad (69)$$

$$g_i^k - \sum_{j \in N_i} \phi_{ij}^k \geq 0. \quad (70)$$

$$\begin{bmatrix} h_i^l & H_i^l K_i \alpha_{N_i}^{1/2} \\ \alpha_{N_i}^{1/2} K_i^\top H_i^{l\top} & \sum_{j \in N_i} \psi_{ij}^k P_{ij} \end{bmatrix} \geq 0. \quad (71)$$

$$h_i^l - \sum_{j \in N_i} \psi_{ij}^k \geq 0. \quad (72)$$

$$\alpha_{N_i}^{1/2} \Gamma_i \alpha_i^{-1/2} \alpha_{N_i}^{1/2} \leq T_i \quad \forall i \in \{1, \dots, M\}. \quad (74)$$

$$\sum_{j \in N_i} U_i W_j^\top T_j W_j U_i^\top \leq 0 \quad \forall i \in \{1, \dots, M\}. \quad (75)$$

$$\theta_{ij} > 0, \quad \phi_{ij}^k > 0, \quad \psi_{ij}^l > 0. \quad (76)$$

Appendix VIII (Distributed MPC scheme in [17])

For the sake of completeness, the constraints of the distributed MPC scheme with adaptive terminal sets developed in [17] are given below. These constraints are used in Theorem VI.3 to compare the feasible regions of this scheme with the one introduced in (56). These following equalities and inequalities are written according to the notation used in this work. The LMI (83) is given overleaf in single column.

$$J_i(x_{N_i}(\mathcal{T}), u_i(\mathcal{T})) = \sum_{t=0}^{T-1} [x_{N_i}(t)^\top Q_i x_{N_i}(t) + u_i(t)^\top R_i u_i(t)] + x_i(T)^\top P_i x_i(T), \quad (77)$$

$$x_{N_i}(0) = x_{N_i,0} \quad (78)$$

$$x_i(t+1) = A_i x_{N_i}(t) + B_i u_i(t), \quad (79)$$

$$G_i x_{N_i} \leq g_i, \quad (80)$$

$$H_i u_i \leq h_i, \quad (81)$$

$$\begin{bmatrix} P_i^{-1} \alpha_i^{1/2} & x_i(T) - c_i \\ (x_i(T) - c_i)^\top & \alpha_i^{1/2} \end{bmatrix} \geq 0. \quad (82)$$

$$\begin{bmatrix} \sum_{j \in N_i} \sigma_{ij}^k P_{ij} & \frac{1}{2} \alpha_{N_i}^{1/2} G_{N_i}^{k\top} \\ \frac{1}{2} G_{N_i}^k \alpha_{N_i}^{1/2} & g_{N_i}^k - G_{N_i}^k c_{N_i} - \sum_{j \in N_i} \sigma_{ij}^k \end{bmatrix} \geq 0. \quad (84)$$

$$\begin{bmatrix} \sum_{j \in N_i} v_{ij}^l P_{ij} & \frac{1}{2} \alpha_{N_i}^{1/2} K_{N_i}^\top H_{N_i}^{l\top} \\ \frac{1}{2} H_{N_i}^l K_{N_i} \alpha_{N_i}^{1/2} & h_{N_i}^l - H_{N_i}^l K_{N_i} c_{N_i} - \sum_{j \in N_i} v_{ij}^l \end{bmatrix} \geq 0. \quad (85)$$

$$\mu_{ij} > 0, \quad \sigma_{ij}^k > 0, \quad v_{ij}^l > 0. \quad (86)$$

ACKNOWLEDGMENT

We would like to thank Prof. Roy Smith for the fruitful discussion on the topic. We are also grateful to Dr. Goran Banjac for the valuable discussion on convex optimization and to Dr. Georgios Darivianakis for the worthy discussion on Distributed MPC.

This research work is financially supported by the Swiss Innovation Agency InnoSuisse under the Swiss Competence Center for Energy Research SCCER *FEED&D*.

REFERENCES

- [1] R. Scattolini, "Architectures for distributed and hierarchical model predictive control—a review," *Journal of Process Control*, vol. 19, no. 5, pp. 723–731, 2009.
- [2] J. B. Rawlings and D. Q. Mayne, *Model predictive control: Theory and design*. Nob Hill Publishers, Madison, Wisconsin, 2009.
- [3] D. Q. Mayne, J. B. Rawlings, C. V. Rao, and P. O. Scokaert, "Constrained model predictive control: Stability and optimality," *Automatica*, vol. 36, no. 6, pp. 789–814, 2000.
- [4] L. Chisci, A. Lombardi, and E. Mosca, "Dual-receding horizon control of constrained discrete time systems," *European Journal of Control*, vol. 4, no. 2, pp. 278–285, 1996.
- [5] J. B. Rawlings and K. R. Muske, "The stability of constrained receding horizon control," *IEEE Transactions on Automatic Control*, vol. 38, no. 10, pp. 1512–1516, 1993.
- [6] M. Sznajder and M. J. Damborg, "Suboptimal control of linear systems with state and control inequality constraints," in *26th IEEE Conference on Decision and Control*, pp. 761–762, IEEE, 1987.
- [7] C. Conte, C. N. Jones, M. Morari, and M. N. Zeilinger, "Distributed synthesis and stability of cooperative distributed model predictive control for linear systems," *Automatica*, vol. 69, pp. 117–125, 2016.
- [8] C. Conte, M. N. Zeilinger, M. Morari, and C. N. Jones, "Robust distributed model predictive control of linear systems," in *2013 European Control Conference (ECC)*, pp. 2764–2769, IEEE, 2013.
- [9] C. Conte, M. N. Zeilinger, M. Morari, and C. N. Jones, "Cooperative distributed tracking MPC for constrained linear systems: Theory and synthesis," in *52nd IEEE Conference on Decision and Control*, pp. 3812–3817, IEEE, 2013.
- [10] A. Richards and J. P. How, "Robust distributed model predictive control," *International Journal of Control*, vol. 80, no. 9, pp. 1517–1531, 2007.
- [11] A. Ferramosca, D. Limón, I. Alvarado, and E. F. Camacho, "Cooperative distributed MPC for tracking," *Automatica*, vol. 49, no. 4, pp. 906–914, 2013.
- [12] L. Fagiano and A. R. Teel, "Generalized terminal state constraint for model predictive control," *Automatica*, vol. 49, no. 9, pp. 2622–2631, 2013.
- [13] D. Mayne and P. Falugi, "Generalized stabilizing conditions for model predictive control," *Journal of Optimization Theory and Applications*, vol. 169, no. 3, pp. 719–734, 2016.
- [14] D. Simon, J. Löfberg, and T. Glad, "Reference tracking MPC using dynamic terminal set transformation," *IEEE Transactions on Automatic Control*, vol. 59, no. 10, pp. 2790–2795, 2014.
- [15] P. A. Trodden and J. M. Maestre, "Distributed predictive control with minimization of mutual disturbances," *Automatica*, vol. 77, pp. 31–43, 2017.
- [16] G. Darivianakis, A. Eichler, and J. Lygeros, "Distributed model predictive control for linear systems with adaptive terminal sets," *IEEE Transactions on Automatic Control*, 2019 (Available Online).
- [17] A. Aboudonia, A. Eichler, and J. Lygeros, "Distributed model predictive control with asymmetric adaptive terminal sets for the regulation of large-scale systems," *arXiv preprint arXiv:2005.04077*, 2020.

$$\begin{bmatrix} W_i U_i^\top P_i^{-1} U_i W_i^\top + F_{N_i} & \alpha_{N_i}^{1/2} A_i^\top + \alpha_{N_i}^{1/2} K_i^\top B_i^\top & \alpha_{N_i} Q_i^\top & \alpha_{N_i} K_i^\top R_i^{1/2} \\ A_i \alpha_{N_i}^{1/2} + B_i K_i \alpha_{N_i}^{1/2} & P_i^{-1} \alpha_i^{1/2} & 0 & 0 \\ Q_i^{1/2} \alpha_{N_i} & 0 & \alpha_i^{1/2} I_{n_{N_i}} & 0 \\ R_i^{1/2} K_i \alpha_{N_i} & 0 & 0 & \alpha_i^{1/2} I_{m_i} \end{bmatrix} \geq 0 \quad (73)$$

$$\begin{bmatrix} P_i^{-1} \alpha_i^{1/2} & (A_{N_i} \alpha_{N_i}^{1/2} + B_i K_{N_i} \alpha_{N_i}^{1/2}) & [(A_{N_i} + B_i K_{N_i}) c_{N_i} - c_i] \\ (A_{N_i} \alpha_{N_i}^{1/2} + B_i K_{N_i} \alpha_{N_i}^{1/2})^\top & \sum_{j \in N_i} \mu_{ij} P_{ij} & 0 \\ (A_{N_i} + B_i K_{N_i}) c_{N_i} - c_i]^\top & 0 & \alpha_i^{1/2} - \sum_{j \in N_i} \mu_{ij} \end{bmatrix} \geq 0 \quad (83)$$

-
- [18] A. Jokic and M. Lazar, “On decentralized stabilization of discrete-time nonlinear systems,” in *2009 American Control Conference*, pp. 5777–5782, IEEE, 2009.
 - [19] C. Conte, N. R. Voellmy, M. N. Zeilinger, M. Morari, and C. N. Jones, “Distributed synthesis and control of constrained linear systems,” in *2012 American Control Conference (ACC)*, pp. 6017–6022, IEEE, 2012.
 - [20] S. Boyd, L. El Ghaoui, E. Feron, and V. Balakrishnan, *Linear matrix inequalities in system and control theory*. SIAM, PA, 1994.
 - [21] B. Kouvaritakis and M. Cannon, “Model predictive control,” *Switzerland: Springer International Publishing*, 2016.
 - [22] D. Limón, I. Alvarado, T. Alamo, and E. F. Camacho, “MPC for tracking piecewise constant references for constrained linear systems,” *Automatica*, vol. 44, no. 9, pp. 2382–2387, 2008.
 - [23] S. Riverso, M. Farina, and G. Ferrari-Trecate, “Plug-and-play decentralized model predictive control for linear systems,” *IEEE Transactions on Automatic Control*, vol. 58, no. 10, pp. 2608–2614, 2013.
 - [24] M. N. Zeilinger, Y. Pu, S. Riverso, G. Ferrari-Trecate, and C. N. Jones, “Plug and play distributed model predictive control based on distributed invariance and optimization,” in *52nd IEEE conference on decision and control*, pp. 5770–5776, IEEE, 2013.