

Robust navigation with tinyML for autonomous mini-vehicles

Miguel de Prado^{1,3}, Romain Donze¹, Alessandro Capotondi⁴, Manuele Rusci²,
Serge Monnerat¹, Luca Benini^{2,3}, and Nuria Pazos¹

¹ He-Arc Ingenierie, HES-SO, Espace de l'Europe 11, 2000 Neuchtel, Switzerland

² DEI, University of Bologna, Via Zamboni, 33, 40126 Bologna BO, Italy

³ Integrated System Lab, ETH Zurich, Gloriastrasse 35, 8092 Zurich, Switzerland

⁴ UNIMORE, Via Universit, 4, 41121 Modena MO, Italy

miguel.deprado@he-arc.ch

Abstract. Autonomous navigation vehicles have rapidly improved thanks to the breakthroughs of Deep Learning. However, scaling autonomous driving to low-power and real-time systems deployed on dynamic environments poses several challenges that prevent their adoption. In this work, we show an end-to-end integration of data, algorithms, and deployment tools that enables the deployment of a family of tiny-CNNs on extra-low-power MCUs for autonomous driving mini-vehicles (image classification task). Our end-to-end environment enables a closed-loop learning system that allows the CNNs (learners) to learn through demonstration by imitating the original computer-vision algorithm (teacher) while doubling the throughput. Thereby, our CNNs gain robustness to lighting conditions and increase their accuracy up to 20% when deployed in the most challenging setup with a very fast-rate camera. Further, we leverage GAP8, a parallel ultra-low-power RISC-V SoC, to meet the real-time requirements. When running a family of CNN for an image classification task, GAP8 reduces their latency by over 20x compared to using an STM32L4 (Cortex-M4) or obtains +21.4% accuracy than an NXP k64f (Cortex-M4) solution with the same energy budget.

Keywords: Autonomous driving · closed-loop learning system · tinyML · micro-controllers

1 Introduction

Autonomous driving has made giant strides since the advent of Deep Learning (DL). However, scaling this technology to micro- and nano- vehicles poses severe challenges in terms of functionality and robustness due to their limited computational and memory resources [22]. Thus, driving decisions have been traditionally off-loaded and carried out remotely, implying energy-expensive, long-latency, and unreliable transmissions of raw data to cloud servers [20].

Off-system transfers can be prevented by processing data on-board and directly driving the motor controllers. However, given the battery-powered nature




Fig. 1: **Automotive application use-case.** Mini-vehicle containing a linear camera and an on-board MCU running on circuit track.

of the system, only a small fraction of system power can be allocated to the processing unit, i.e., the brain of the autonomous vehicle. Thus, Micro-Controller Units (MCUs) are typically chosen on small unmanned vehicles to balance the mW power cost of the sensing front-end and keep the system-energy low to extend the battery life. However, running DL workloads on resource-constrained MCUs for autonomous driving applications is not a trivial task due to its limited storage and real-time constraints [10]. Thus, TinyML has appeared as a new field to address these challenges and tackle performing on-device sensor data analytics at hardware, algorithmic and, software level [8,9].

One additional major challenge is that many autonomous drive applications run on real-world environments that change over time. The data distribution that has been initially learned might not match the underlying distribution of the current environment, e.g., the car driving through different landscapes or weather conditions. Hence, there is an increasing need to adapt to ever-changing environments to make vehicles more robust and efficient over time. Continuous learning (CL) [19] is a field that aims to fill this gap by refining the DL model based on new data that becomes available over time. Connected to CL, Imitation Learning (IL) leverages the idea of a student learning from an expert that gives directives through demonstration [5] for methods deployed in real-life scenarios, e.g., autonomous driving, making the process more robust and safer.

1.1 Problem specification: Robust low-power Autonomous Driving

In this work, we focus on enabling the porting of DL methods to a low-power autonomous driving vehicle and enhancing the robustness of the target use-case by implementing a closed-loop learning system. The vehicle consists in an a battery-powered mini-car that needs to detect autonomously 7 different states in a controlled circuit: *GoStraight*, *TurnLeft*, *TurnRight*, *CrossingStreets*, *StartSpeedLimit* and *StopSpeedLimit* as shown in Fig. 1. The vehicle contains a linear camera and an on-board MCU to detect the current state, compute the required action and drive the actuators accordingly.

The process was originally based on a conventional and handcrafted computer-vision algorithm (named as CVA) that predicts accurately only under stable light

conditions. The fragility to light condition is due to the nature of the CVA as it calculates derivatives on the input image which requires good contrast⁵. The lack of robustness to light conditions is countered by setting the camera with a long acquisition time (2 ms), which limits the agility of the vehicle. Thus, we take a tinyML approach and aim at replacing the conventional CVA by a CNN to: *i)* improve the robustness to lighting variations, and *ii)* increase the performance, i.e., actions/sec, by learning challenging features from shorter acquisition times.

1.2 Contributions

We present a closed-loop learning system that enables the substitution of the CVA by a tiny-CNN for a driving classification task running on ultra-low-power MCUs. Thus, our contributions are the following:

- We show an end-to-end integration of data, algorithms, and deployment tools that facilitates the deployment of a family of tiny-CNNs, which can learn from a challenging short-acquisition-time setup and double the throughput of the system compared to the CVA.
- Our closed-loop learning system allows the CNNs (learners) to learn through demonstration by imitating the CVA (teacher) in a controlled-light setup, thereby improving the generalization and boosting the accuracy of the CNNs up to 20% when deployed in the most challenging setup.
- We leverage Greenwaves GAP8 [13], a parallel ultra-low-power MCU based on the PULP architecture, to meet the real-time requirements of this agile driving use case, achieving over 1000 fps.
- We show the CNN Pareto-optimal front where our solution running on GAP8 (50 MHz) achieves either 65.2% less energy and over 20% more accuracy than NXP k64f’s fastest solution (120 MHz) or, 13% less latency and +21.4% accuracy than STM32 L476’s (80 MHz).

The paper is organized as follows: in Section II presents the related work. Section III introduces the challenges of deploying CNNs on MCUs and then details the end-to-end closed-loop learning system, including the training and optimization of the CNNs to deploy them efficiently on MCUs. In Section IV, we show the results our low-power autonomous driving use case, and finally, we express our conclusions and future ideas.

2 Related work

We find 3 main topics related to this work in the literature:

⁵ Extra normalization methods could be added but would cause a high-time overhead.

High-Performance Autonomous Driving. There exist multiple end-to-end CNN approaches for autonomous driving [16], ranging from standard-size to small-scale vehicles. On the higher end, Nvidia and Tesla introduced PiloNet [11] and AutoPilot [4], requiring dedicated platforms such as TESLA FSD chip and NVIDIA drive, which provide TOPs of computing power and tens of GBytes of memory for their large CNN solutions. Other approaches such as DeepRacer [1], F1/10 [21], or DonkeyCar [2] require GOPs and hundreds of MBytes that cover using platforms like Nvidia Jetson, Raspberry PI or Intel Atom. By contrast, we focus on end-to-end CNN solutions suitable for very low-power vehicles with MCUs featuring MOPs and up to a few MBytes, which is an unexplored field.

Methodology. Imitation Learning leverages the idea of a student learning from an expert that gives directives through demonstration [5,3]. Thus, the student has access to valuable data that can speed up the learning process and make it safer for methods deployed in real-life scenarios, e.g., autonomous driving. In this context, ALVINN [24] proposed a CNN-based system that, trained on driving demonstrations, learns and infers the steering angle from images taken from a camera on-board. Similarly, PilotNet [11] and J-Net [15] employed a system that collects the driver’s signal to label a training dataset with on-board cameras. However, these approaches do not provide a dynamic setup, i.e., they only use the expert to label the training datasets. Instead, we propose a closed-loop learning system where the learner confronts the expert in real drive and gradually improves through demonstration. In this direction, Pan et al. proposed [23] where they optimize (online) the policy of an RL agent that imitates an expert driver with access to costly resources, while the agent has only access to economic sensors. However, their approach is not compatible with our use case where low-power systems cannot hold such level of computation and memory needs.

Low-power DL deployment. Multiple software stacks have been introduced on inference tasks for resource-constrained and low-power MCUs. In this context, STMicroelectronics has released X-CUBE-AI to generate optimized code for low-end STM32 MCUs [28]. Similarly, ARM has provided the CMSIS-NN [17], which targets Cortex-M processors and provides a complete backend for quantized DL networks exploiting 2x16-bit vector MACs instructions [29]. The functionality of the library has been demonstrated in several DL use cases running on MCUs [29,12]. Recently, the CMSIS-NN dataflow has been ported to a parallel low-power architecture, PULP, originating PULP-NN [14]. PULP-NN exploits 4x8-bit SIMD MAC instructions and achieves up to 15.5 MAC/cycles on a parallel processor, such as Greenwaves GAP8. In this work, we provide a quantitative energy-latency-quality comparison of these low-power deployment solutions and integrate the PULP-NN solution into our complete closed-loop learning framework for the autonomous driving use case.

3 End-to-end closed-loop Learning System

We take a tinyML approach and aim at replacing the conventional CVA by a CNN. However, developing efficient DL applications on low-power systems requires the integration of data, algorithms, and deployment tools where information flows from end to end, and the application improves over time making the system more robust [25]. Thus, we firstly evaluate an initial setup and verify the challenge of porting DL methods on MCUs. Hence, we create a family of tiny-CNNs that fits MCU deployment and introduce a closed-loop learning system to enhance the accuracy of the deployed model via *Imitation Learning*. Finally, we explore three MCU platforms to optimize CNNs inference latency and energy.

3.1 Initial setup

We evaluate an initial setup to assess the accuracy and performance of a DL method on the target use case.

I. Data collection: We create 3 initial datasets, each containing 1000 samples per class for the training set and 300 for the test set. The first dataset, *Dset-2.0*, contains samples with the longer acquisition time (2.0 ms) - clear images - where the CVA predicts accurately the required action. On the other hand, the second and third datasets, *Dset-1.5* and *Dset-1.0*, hold more challenging samples (low contrast) with 1.5 ms and 1.0 ms acquisition times where the CVA fails to predict well, and thus, we aim to use a CNN instead.

II. Training: We choose LeNet5 [18] for our initial evaluation as it is small and well-known CNN architecture, which is also used in [15]. We use PyTorch as training environment with cross-entropy loss function and SGD optimizer. Thus, we obtain an accuracy of 99.53% on the *Dset-2.0* test set, but only 79.62% and 81.27% on the more challenging *Dset-1.5* and *Dset-1.0* test sets.

III. Deployment: We employ X-Cube-AI (float32 operations) as a backend to execute LeNet5 on an STM32 L476 board. The execution time turns out to be 14.15 ms, far too long compared to the 2 ms achieved by the conventional CVA on the same platform and conditions.

Discussion: Given the low accuracy on the *Dset-1.5* and *Dset-1.0* tests and the long execution time, the initial CNN setup provides no benefit compared to the conventional CVA. Hence, we propose the following optimization strategies (Sections 3.2, 3.3, and 3.4).

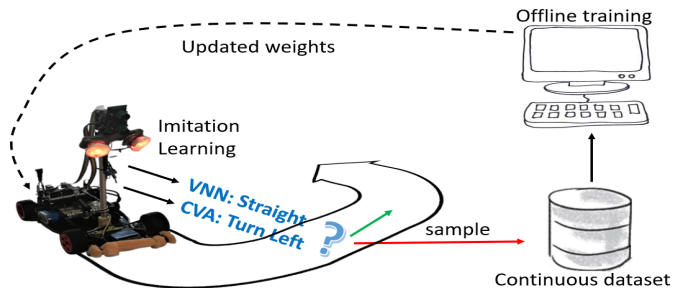


Fig. 2: **Closed-loop learning pipeline.** End-to-end closed-loop learning cyclic methodology via Imitation Learning.

| | LeNet5 | VNN4 | VNN3 | VNN2 | VNN1 |
|-------------------|--------|--------|-------|------|------|
| # Parameters (K) | 72,85 | 6.04 | 0.97 | 1.29 | 0.48 |
| Complexity (KMAC) | 181.25 | 163.41 | 28.69 | 5.82 | 7.5 |

Table 1: **Vehicle Neural Network Family**

3.2 Vehicle Neural Network Family

We gradually modify LeNet5’s topology by varying the number of convolutional layers and stride to shrink the model size, the number of operations, and the latency. As a result, we have created a family of networks called Vehicle Neural Networks (VNNs) containing a range of layers that span from 1 to 3 convolutions followed by one fully-connected layer for the final classification. Table 1 shows the different networks configurations - networks and datasets have been open-sourced⁶.

3.3 Closed-loop Learning Methodology

As shown in the initial evaluation, LeNet only achieves 79.62% and 81.27% on the more challenging *Dset-1.5* and *Dset-1.0* test sets. Besides, our VNNs are notably smaller than LeNet and therefore, their model capacity is also diminished. Thus, we need a learning strategy to enhance the accuracy of the VNNs on the target use case. Hence, we propose a closed-loop learning system as a way to gradually improve the quality of our datasets and boost the accuracy of the VNNs. We implement this technique by collecting valuable data from the sensors at runtime, training (offline) the model from scratch on the cumulative set of data, and pushing back the updates to the deployed VNN, see Fig. 2. Thus, we form a closed-loop learning system that pursues two main objectives:

⁶ <https://github.com/praesc/Robust-navigation-with-TinyML>

Leverage Imitation Learning (IL) to learn from the CVA on *Dset-2.0*: We have experimentally tested⁷ that the CVA predicts very accurately providing adequate light conditions. We can follow an IL approach and assume the predictions of the CVA as ground-truth. Thus, we can use the CVA as a teacher to help the VNNs learn better features in the *Dset-2.0* scenario where the CVA performs well. We deploy a VNN on the vehicle’s MCU in hidden mode, that is, predicting on the background while the vehicle is driven by the predictions of the CVA. The input images that lead VNN’s predictions to differ from those of the CVA are sent over to the PC and assigned to those classes in the training set where the VNN has failed and needs reinforcement.

The samples collected at every stage are merged to *Dset-2.0* to conform an incremental dataset that we show in 3 phases: *+25%*, *+50%* and *+100%* (new samples wrt. the original *Dset-2.0* size). We train (offline) the VNN from scratch at each phase for 2000 epochs on the complete set and send an update of the weights to the vehicle before starting the next phase.

Improve on the more challenging *Dset-1.5* and *Dset-1.0* We aim at improving the generalization capacity of our VNNs to increase their the accuracy on the more challenging *Dset-1.5* and *Dset-1.0* setups. Thus, we combine our three *Dsets*, 2.0, 1.5 and 1.0, making the VNNs have access to a richer data distribution with varying light conditions. Thereby, we expect the VNNs to learn abstract and diverse features that will lead them to succeed in a short-acquisition time setup where the CVA could not.

Due to the fragility of the CVA to low-light conditions, we cannot directly leverage IL in the *Dset-1.5* and *Dset-1.0* setups. However, we can first train the VNNs on the combined training set to learn diverse features and then, leverage the closed-loop learning methodology to robustify the final model through IL (on the *Dset-2.0* setup), as explained in the previous section. Thus, we divide the experiment into 4 phases. First, we train on a main dataset that combines the 3 initial datasets: *Dset-All*. Then, we gradually collect new data from the IL experience and add it to the combined dataset forming *Dset-All + I1*, *I2* and *I3*.

3.4 MCU Efficient Deployment

To achieve an optimized deployment that meets time and energy constraints in a MCU device, we perform two steps:

Network Compression Training of neural networks is normally carried out using large and costly floating-point data types. Such types need specific arithmetic units which may not even be present in MCUs due to their large area and costly energy consumption. Quantisation is a compression method that reduces the storage cost of a variable by employing reduced-numerical precision. In

⁷ Not possible to benchmark CVA statically on our *Dsets* as it uses previous samples to predict the current one, i.e., it works on a continuous stream of data.

addition, low-precision datatypes can improve the arithmetic intensity of neural networks by leveraging the instruction-level parallelism, e.g., SIMD vector instruction. Thus, we have quantized our VNN models to fixed-point 8-bit to reduce memory footprint and power consumption [27,26]. We have employed post-training quantisation for both weights and activations where the weights can be directly quantised while the activations require a validation set to determine their dynamic range. Thus, we have observed a low accuracy loss (<3%) on the initial *Dsets* and negligible loss (<1%) after the closed-loop learning phases.

MCU Hardware/Software Inference Platforms To meet the use-case real-time and energy requirements, we leverage the *parallel-ultra-low-power* MCU (GAP8 [13]), based on the PULP architecture. It includes a RISC-V core, acting as an MCU, and an 8-core RISC-V (cluster) accelerator featuring a DSP-extended ISA that includes SIMD vector instructions such as 4x8-bit Multiply and Accumulate (MAC) operations. Besides, the cluster is equipped with a zero-latency 64kB L1 Tightly Coupled Data Memory (TCDM) and a larger L2 memory (512 kB).

Further, we compare the GAP8 with two other classes of MCUs: a *low-power single-core* MCU (STM32 L476 at 80 MHz [7]), and a *high-performance single-core* MCU (NXP k64f at 120 MHz [6]). Besides, we also test and compare different inference backends supported on these devices, such as STMicroelectronics X-CUBE-AI [28], ARM CMSIS-NN [17], and PULP-NN [14] for GAP8.

4 Experimental Results

We present the results of the low-power autonomous driving use case by first showing the outcome from the closed-loop learning system. Next, we offer a comparison between the different platforms when running our VNNs and, finally, expose the energy-accuracy-latency trade-off of the various solutions.

4.1 Closed-loop learning results

The closed-loop learning phase pursued two objectives:

Leverage Imitation Learning to learn from the conventional CVA on *Dset-2.0* Fig. 3-A shows the gradual improvement of VNN1 (8-bit) during the closed-loop learning phases by imitating CVA’s driving behaviour on the *Dset-2.0* setup. VNN1’s accuracy gradually improves from 92.12% to 98.75%, which illustrates the effectiveness of Imitation Learning to enhance the quality of the training dataset by collecting new samples where the VNN failed and needed reinforcement. The improvement in robustness of VNN1 is also reflected in the time that each driving phase takes. While the first phase lasted just over 1 min to gather new samples - VNN1 was failing very often -, the last phase took over 30 min to collect the same amount of data - VNN1 was nearly as accurate as the CVA and was failing very seldom.

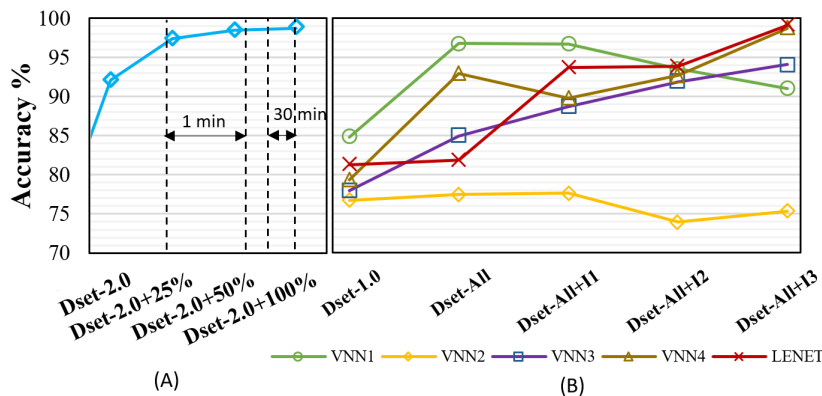


Fig. 3: **Closed-loop learning evaluation.** A) VNN1 accuracy on *Dset-2.0* test (8-bit). B) VNNs accuracy on *Dset-1.0* test (8-bit).

Improve accuracy on the challenging *Dset-1.0* Fig. 3-B displays the results obtained on the *Dset-1.0* dataset. Initially, our family of VNNs achieves an accuracy of 75%-85% on *Dset-1.0*, a drop of 10%-20% compared to *Dset-2.0* setup. After training the VNNs on the combined dataset (*Dset-All*), most of the VNNs are able to generalize better and their accuracy noticeably improves due to the richer diversity of light conditions. Further, when leveraging the closed-loop learning methodology through IL and training the networks on the reinforced dataset (*I1*, *I2* and *I3*), VNN3, VNN4, and LeNet5 reach a top accuracy of 98.74%. By contrast, VNN2’s accuracy remains mostly constant probably due to its shallow topology, which fails to learn complex features from a more challenging dataset. Overall, the closed-loop learning approach allows an increase in accuracy of up to +20% on *Dset-1.0*, matching the accuracy of the conventional CVA on *Dset-2.0* while doubling the throughput of the system.

4.2 MCU Hardware/Software Inference evaluation

Fig. 4 reports the inference comparison, in terms of clock cycles, of our optimized solution: the GAP8 platform coupled with the PULP-NN backend, with an STM32 L476 MCU supporting either X-Cube-AI [28] or CMSIS-NN [17] and, an NXP k64f MCU coupled with the CMSIS-NN [17]. First, we compare X-Cube-AI and CMISIS-NN on the same platform to have an estimation of the performance of each backend. Thus, when deploying the family of VNNs on the STM32 L476, we observe that X-Cube-AI backend is up to 27.8% slower than CMISIS-NN.

Hence, we take the STM platform coupled with CMISIS-NN as a reference for comparison with the NXP and GAP8 (coupled with PULP-NN) platforms. Thus, we observe that while the NXP solutions result to be up to 28% slower than STM’s when inferring the VNNs, the GAP8, with only one active core, reduces the clock cycles up to $3.13\times$ thanks to its dedicated 4x8-bit SIMD MAC instructions. We obtain further speedups by using the 8-core cluster of GAP8,

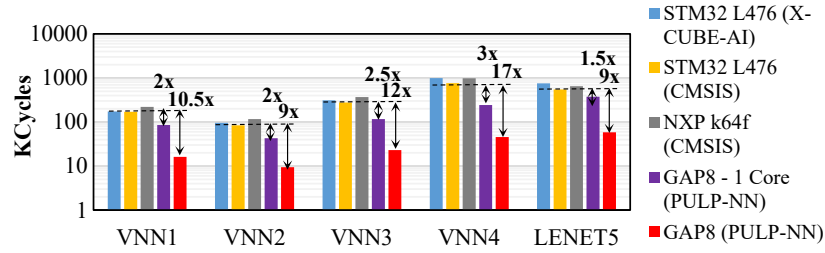


Fig. 4: **VNN inference performance.** Kilo Clock cycles spent on the different MCU evaluated in this work for all the VNN family (8 bit).

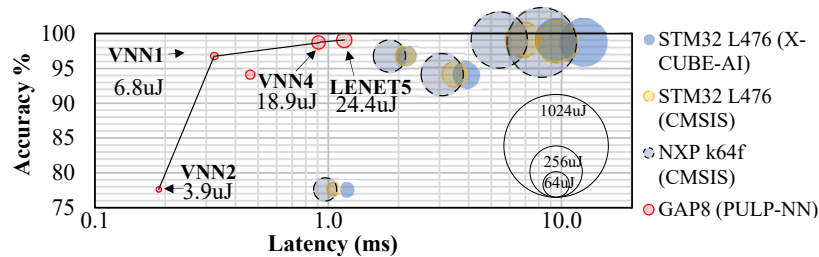


Fig. 5: **Accuracy-Latency-Energy Trade-off.** Accuracy (w.r.t. *Dset-1.0*, y-axis), latency (x-axis), and energy-consumption (balloon area) for an inference of the VNNs. Black line highlights Pareto front.

which lead to a further improvement of up to $6.4\times$. We argue that the discrepancy from the ideal $8\times$ speedup is related to the low workload of small networks for which the parallelization overhead is not negligible. Overall, running an inference task on the GAP8’s cluster can be over $21\times$ faster than the NXP or STM32 (X-Cube-AI) solutions.

4.3 Energy-Accuracy-Latency Trade-off

Thanks to the high accuracy obtained in *Dset-1.0* through the closed-loop learning methodology, we can now employ the camera with a short-acquisition-time setup (1 ms) and double the throughput of the system (CVA needs 2 ms acquisition time). Thus, we set the inference latency target at 1 ms on the classification task, i.e., 1000 fps . Fig. 5 summarizes the accuracy, latency, and energy measured on the different MCUs. All VNNs deployed on GAP8 meet the 1 ms target and establish the Accuracy-Latency Pareto frontier, dominating all the other implementations on STM32 L476 and NXP k64f. When deploying on the other MCUs, only VNN2 performs under 1 ms on the NXP k64f (0.97 ms) due to its shallow topology and the higher clock frequency of the NXP K64f (120 MHz).

Looking at the energy consumption of a single classification, VNN4 on GAP8 (8 cores, 50 MHz) consumes $18.9\mu\text{J}$, -65.2% less compared to VNN2 on NXP k64f (120 MHz) while being over 20% more accurate. The same VNN2 on GAP8

consumes $3.9\mu J$, -92.8% less than the NXP k64f. The usage of STM32 L476 (80MHz) is only possible if executing VNN2 and relaxing the target latency up to $1.5ms$. Yet, it consumes the same amount of energy as VNN4 on GAP8, while the latter provides -13.5% latency and +21.4% accuracy.

5 Conclusion and future work

We have shown an end-to-end integration of data, algorithms, and deployment tools that enables the deployment of a family of tiny-CNNs on extra-low-power MCUs for autonomous driving mini-vehicles (image classification task). Our end-to-end development introduces a closed-loop learning system that allows the CNNs (learners) to learn through demonstration by imitating a conventional computer-vision algorithm (teacher) while doubling the throughput. Thereby, our CNNs gain robustness to lighting conditions and increase their accuracy up to 20% when deployed in the most challenging setup with a very fast-rate camera. We compare several MCUs for the deployment of the CNNs and propose a parallel ultra-low-power platform to meet the real-time specifications, which consume as little as $3.9\mu J$ for a single inference.

As future work, we aim to perform the training of the CNNs on-chip towards a continuous learning scenario.

References

1. DeepRacer, <https://aws.amazon.com/deepracer/>
2. DonkeyCar, github.com/autorope/donkeycar
3. ICML 2018: Imitation Learning Tutorial (2018), <https://sites.google.com/view/icml2018-imitation-learning/>
4. Auto Pilot (2019), <https://www.tesla.com/autopilot>
5. Introduction to Imitation Learning (2019), <https://blog.statsbot.co/introduction-to-imitation-learning-32334c3b1e7a>
6. NXP K64F (2019), <https://www.nxp.com>
7. STMicroelectronics STM32L476xx (2019), <https://www.st.com/resource/en/datasheet/stm32l476je.pdf>
8. Tinyml (2020), <https://www.tinyml.org/summit/>
9. Banbury, C.R., Reddi, V.J., Lam, M., Fu, W., Fazel, A., Holleman, J., Huang, X., Hurtado, R., Kanter, D., Lohmotov, A., et al.: Benchmarking tinyml systems: Challenges and direction. arXiv preprint arXiv:2003.04821 (2020)
10. Bianco, S., Cadene, R., Celona, L., Napoletano, P.: Benchmark analysis of representative deep neural network architectures. IEEE Access **6**, 64270–64277 (2018)
11. Bojarski, M., Yeres, P., Choromanska, A., Choromanski, K., Firner, B., Jackel, L., Muller, U.: Explaining how a deep neural network trained with end-to-end learning steers a car. arXiv preprint arXiv:1704.07911
12. Chowdhery, A., Warden, P., Shlens, J., Howard, A., Rhodes, R.: Visual wake words dataset. arXiv preprint arXiv:1906.05721 (2019)
13. Flamand, E., Rossi, D., Conti, F., Loi, I., Pullini, A., Rotenberg, F., Benini, L.: GAP-8: A RISC-V SoC for AI at the Edge of the IoT. In: 2018 IEEE 29th International Conference on Application-specific Systems, Architectures and Processors. pp. 1–4. IEEE (2018)

14. Garofalo, A., Rusci, M., Conti, F., Rossi, D., Benini, L.: Pulp-nn: Accelerating quantized neural networks on parallel ultra-low-power risc-v processors. arXiv preprint arXiv:1908.11263 (2019)
15. Kocić, J., Jovičić, N., Drndarević, V.: An end-to-end deep neural network for autonomous driving designed for embedded automotive platforms. *Sensors* **19**(9), 2064 (2019)
16. Kuutti, S., Bowden, R., Jin, Y., Barber, P., Fallah, S.: A survey of deep learning applications to autonomous vehicle control. arXiv preprint arXiv:1912.10773 (2019)
17. Lai, L., Suda, N., Chandra, V.: Cmsis-nn: Efficient neural network kernels for arm cortex-m cpus. arXiv preprint arXiv:1801.06601 (2018)
18. LeCun, Y., et al.: Lenet-5, convolutional neural networks. URL: <http://yann.lecun.com/exdb/lenet> **20**, 5 (2015)
19. Maltoni, D., Lomonaco, V.: Continuous learning in single-incremental-task scenarios. *Neural Networks* **116**, 56–73 (2019)
20. Mutlu, O.: Processing data where it makes sense in modern computing systems: Enabling in-memory computation. In: 2018 7th Mediterranean Conference on Embedded Computing (MECO). pp. 8–9. IEEE (2018)
21. O’Kelly, M., Sukhil, V., Abbas, H., Harkins, J., Kao, C., Pant, Y.V., Mangharam, R., Agarwal, D., Behl, M., Burgio, P., et al.: F1/10: An open-source autonomous cyber-physical platform. arXiv preprint arXiv:1901.08567 (2019)
22. Palossi, D., Loquercio, A., Conti, F., Flamand, E., Scaramuzza, D., Benini, L.: A 64mW DNN-based Visual Navigation Engine for Autonomous Nano-Drones. *IEEE Internet of Things Journal* (2019)
23. Pan, Y., Cheng, C.A., Saigol, K., Lee, K., Yan, X., Theodorou, E., Boots, B.: Agile autonomous driving using end-to-end deep imitation learning. In: *Robotics: science and systems* (2018)
24. Pomerleau, D.A.: Alvin: An autonomous land vehicle in a neural network. In: *Advances in neural information processing systems*. pp. 305–313 (1989)
25. de Prado, M., Su, J., Dahyot, R., Saeed, R., Keller, L., Vallez, N.: Ai pipeline-bringing ai to you. end-to-end integration of data, algorithms and deployment tools. arXiv preprint arXiv:1901.05049 (2019)
26. Rusci, M., Capotondi, A., Benini, L.: Memory-driven mixed low precision quantization for enabling deep network inference on microcontrollers. arXiv preprint arXiv:1905.13082 (2019)
27. Rusci, M., Capotondi, A., Conti, F., Benini, L.: Work-in-progress: Quantized nns as the definitive solution for inference on low-power arm mcus? In: 2018 International Conference on Hardware/Software Codesign and System Synthesis (CODES+ISSS). pp. 1–2. IEEE (2018)
28. STMicroelectronics: X-CUBE-AI. <https://www.st.com/en/embedded-software/x-cube-ai.html>, accessed: 2019-09-12
29. Zhang, Y., Suda, N., Lai, L., Chandra, V.: Hello edge: Keyword spotting on microcontrollers. arXiv preprint arXiv:1711.07128 (2017)