

The contact binary V344 Lacertae: Is it a triple system?

Liu Liang^{1,2,3,4}, Qian Shengbang^{1,2,3,4}, Li Kai⁵, He Jiajia^{1,2,3}, Li Linjia^{1,2,3}, Zhao Ergang^{1,2,3}
and Li Xuzhi^{1,2,3,4}

Received _____; accepted _____

Not to appear in Nonlearned J., 45.

¹Yunnan Observatories, Chinese Academy of Sciences, 396 Yangfangwang, Guandu District, Kunming, 650216, P. R. China (e-mail: LiuL@ynao.ac.cn)

²Key Laboratory for the Structure and Evolution of Celestial Objects, Chinese Academy of Sciences, 396 Yangfangwang, Guandu District, Kunming, 650216, P. R. China

³Center for Astronomical Mega-Science, Chinese Academy of Sciences, 20A Datun Road, Chaoyang District, Beijing, 100012, P. R. China

⁴University of Chinese Academy of Sciences, Yuquan Road 19#, Sijingshang Block, 100049 Beijing, China

⁵Shandong Provincial Key Laboratory of Optical Astronomy and Solar-Terrestrial Environment, Institute of Space Sciences, Shandong University, Weihai, 264209, China

ABSTRACT

The *VRI* passbands light curves of V344 Lac were presented and analyzed by using the latest version of the W-D code. The observed spectrum reveals that V344 Lac is not an A3 type but would be a later F type star according to the yielded temperature. The results of solution show that V344 Lac is an A-subtype contact binary, with a mediate photometric mass ratio of 0.387 ± 0.003 and a mediate contact factor of $44.6 \pm 3.0\%$. Based on the parallax given by Gaia, the parameters of the components are estimated as: $M_1 = 1.16 M_\odot$, $M_2 = 0.45 M_\odot$, $R_1 = 1.31 R_\odot$, $R_2 = 0.88 R_\odot$, $L_1 = 2.512 L_\odot$, $L_2 = 1.057 L_\odot$. The period investigation indicates that V344 Lac may have an eccentric orbital oscillation, with $P_3 = 12.4 \pm 0.5$ yr, $A_3 = 0.0020 \pm 0.0002$ d, and $e = 0.38 \pm 0.16$. Analysis shows such oscillation would be caused by a magnetic activity which can be explained by the Applegate mechanism. Meanwhile, according to the value of l_3 and the estimated physical parameters of V344 Lac, the mass of the third companion may be $0.79 M_\odot$. This third body could be a wide company.

Subject headings: Stars: binaries: close – Stars: binaries: eclipsing – Stars: individuals (V344 Lacertae) – Stars: evolution

1. Introduction

Contact binaries are binary stars where both components have already overflowed their Roche lobe so that they have formed a common radiative or convective envelope with very strong interactions (e.g. Qian et al. 2017). Because of the contact in physical, they have the lowest angular momentum resulting from the tightest orbits among the same spectral type binaries, and they have very complex interactions. For example, the long-term cyclic behaviors of the orbital period would extend the life of contact binaries. A famous representative is the Thermal Relaxation Oscillations (TRO, Lucy 1976; Flannery 1976; Robertson & Eggleton 1977), and the other possibility is the Common Convective Envelope Oscillations (CCEO, Liu et al. 2018). Hence, there are still unsolved problems about the evolution of contact binaries.

That contact binaries are formed from closed detached binaries is widely accepted now. The migration of angular momentum between the central pair and the third companion may be a very important process for the formation of a contact binary (e.g., Eggleton 2012). There are two reasons. First, contact binaries have been found in the young open cluster (e.g. TX Cnc, Liu et al. 2007; Zhang et al. 2009), indicating that formational time-scale of contact binaries could be much shorter than the time-scale of their nuclear evolution. Second, third bodies have been found in many contact binary systems. Pribulla & Rucinski (2006) obtained $59 \pm 8\%$ of contact binaries which are brighter than the magnitude of 10 and are in the northern-sky have a third companion. Rucinski et al. (2007) have tried to prove that the contact binaries with $P < 1$ usually have an additional component by using of the adaptive optics technique. There are also some closed third bodies which were found by the combination of the $O - C$ method and the l_3 analysis from light curves (e.g., V345 Gem, Yang et al. 2009; MQ UMa, Zhou et al. 2015; V776 Cas, Zhou et al. 2016; V1005 Her, Zhu et al. 2019).

V344 Lacertae was discovered as an EW-type binary by Miller & Wachmann (1973) in a visual variable survey. After its discovery, except for minima monitoring, the only one of the published light curve analysis was given by Pribulla et al. (2005a), who yielded geometric elements of V344 Lacertae as $i = 77.5(2)$, $q = 0.24$, $f = 0.45(1)$. As Molik & Wolf (2004) pointed out, V344 Lacertae is a special contact binary which is located in the blue envelope of the period-color diagram (e.g. Eggen 1967). However, after a spectroscopic observation, we found the spectral type of V344 Lac should be much later than A3-type. It may be not a contradictory with the period-color relationship.

In the present work, new photometric and spectroscopic data were presented in Section 2. Orbital period studies and light-curve analysis were given in Sections 3 and 4. Physical parameters of each component were estimated based on the Gaia parallax in Sections 5. In the last section, we interpreted the period variation.

2. New photometric and spectroscopic data

V344 Lacertae, for the purpose of orbital period investigation, had been observed from 2009 to 2014 by the 1-m and 60-cm reflecting telescopes at the Yunnan Observatories (YNOs), and by the 85-cm reflecting telescope at the Xinglong Station, the National Astronomical Observatory (NAO). The 1-m and 60-cm telescopes were equipped with the same Andor DW436 CCD cameras, combining a standard Johnson-Cousins filter system. The 85-cm telescope was equipped with a primary-focus multi-color CCD photometer where a PI1024 BFT (Back-illuminated and Frame-Transfer) camera was used (Zhou et al. 2009), generating an effective field of view (FOV) as $16.'5 \times 16.'5$. And then on the nights of September 22, October 5 and 6, 2014, we obtained the three-color complete light curves (in *VRI* filters) by the 1-m reflecting telescopes at the Weihai Observatory (WHO) of Shandong University, which was equipped a back-illuminated PIXIS 2048B CCD camera, with an

FOV of $12'0 \times 12'0$ (Hu et al. 2014). In all data reduction, 2MASS 22184267+5157291 and 2MASS 22181951+5156086 were chosen as comparison and check star, respectively. The aperture photometry package PHOT which is for measuring magnitudes for a list of stars in IRAF was used to reduce the observed images, after a standard flat-fielding correction process. Finally, the complete *VRI* light curves and the others partly light curves for minima were obtained. The original data with the standard errors of the complete light curves can be found in our electronic table. Phases were calculated with the equation $2456923.06759 + 0.^d39224141 \times E$, where 2456923.06759 is the primary times of minimum obtained by the 1-m WHOT, $0.^d39224141$ is our corrected linear orbital period (section 3), and E is the epoch number. The corresponding light curves are shown in Figure 1. Several times of minima obtained by us with the parabolic fitting method are listed in Table 1.

To determine the accurate temperature of V344 Lac, spectroscopic observations were obtained with the Yunnan Faint Object Spectrograph and Camera (YFOSC) attached to the 2.4-m telescope in Lijiang Gaomeigu Station on December 13, 2018. Grism-14 of which the bandpass is from 320 to 750 nm with a long-slit width of $2''.5$ was used (Fan et al. 2015). The exposure time was 600 s. Bias subtraction and flat-field correction were made with standard IRAF procedures. The APEXTRACT package of the IRAF was used to extract the spectra. Wavelength calibration was performed using a He-Ne comparison lamp taken during the same observing run. University of Lyon Spectroscopic analysis Software (ULySS) package (Koleva et al. 2009; Wu et al. 2011) was used to analyze the spectra. The basic stellar atmospheric parameters were modeled as $T_{\text{eff}} = 6312 \pm 54$ K and the metallicity $[Fe/H = -0.289 \pm 0.011]$. This value of temperature is similar to the result of Gaia (Gaia Collaboration et al. 2018). The corresponding spectral fitting is shown in the Figure 2. The fitting of the spectral at the larger wavelength region is not good. It may be account for the effect of the cooler component/components, because the subsequent analysis will reveal that there may be a cool third company in the system.

3. Orbital period analysis

From 1948, the minima monitoring for V344 Lacertae has been over 70 years, which is helpful to study its long-term period variation. However, the data obtained by the visual or photograph method showed a very large scatter, so we discard those data in our analysis. Finally, 95 CCD or photoelectric times of minima of V344 Lac were collected and are listed in Table 2, including 10 of ours. These data were used to correct the linear ephemeris starting with the formula of $2456923.06759(17) + 0.^d39222768 \times E$. T_0 was one of our obtained minimum, and P_0 was obtained from Safar & Zejda (2002) and Kholopov et al. (1985). The corrected new linear ephemeris is,

$$\text{Min. I} = 2456923.0683(\pm 0.0005) + 0.^d39224141(\pm 0.00000005) \times E. \quad (1)$$

The $(O - C)$ values with respect to the linear ephemeris are listed in the sixth column of Table 2. The corresponding $(O - C)$ diagram is displayed in Figure 3. The general $(O - C)$ trend of V344 Lac shown in Figure 3. In this figure, a possible cyclic variation is shown. We suppose that the variations in the $(O - C)$ diagrams are caused by the light-travel-time effect (LTTE) of a company orbiting in the binary system of elliptical orbit, then

$$\begin{aligned} (O - C) = & \Delta T + \Delta P \cdot E + \frac{\beta}{2} E^2 \\ & + A_3[(1 - e^2) \frac{\sin(\nu + \omega)}{1 + e \cos \nu} + e \sin \omega]. \end{aligned} \quad (2)$$

This formula was given by Irwin (1952, 1959), where $A_3 = (a_{12} \sin i')/c$. The Levenberg-Marquardt method was used in the non-linear fitting. The fitted parameters are listed in Table 3, while Equation (2) is plotted as a solid line in the upper panel of Figure 3. The final residuals of $(O - C)$ are tabulated in the seventh column of Table 2 and are shown in the lower panel of Figure 3.

4. Photometric solutions of V344 Lac

To determine photometric elements and further to understand the geometrical structure and evolutionary state of V344 Lac, the 2015 Version of the W-D code (Wilson & Devinney 1971; Wilson 1979, 1990, 2008, 2012; van Hamme & Wilson 2007; Wilson et al. 2010; Wilson & van Hamme 2014) was used to analyze the obtained light curves. The q -search method was employed to find an initial value of q . We fixed q at a series of values of 0.1, 0.2, 0.3, etc., then fitted the light curves with the W-D code for each q value, obtaining a series of corresponding fitting residuals, shown in Figure 4, and selected the value of q with minimal residuals as the input parameter. The mass ratio thus should be wide range from 0.2 to 0.6 under each model.

During the solution, the bolometric albedo $A_1 = A_2 = 0.5$ with the gravity-darkening coefficient of $g_1 = g_2 = 0.32$ for convective equilibrium are used (Lucy 1967; Rucinski 1969), respectively. According to Claret & Gimenez (1990), the square root limb-darkening coefficients were used. We adjusted the mass ratio q ; the mean temperature of star 2, T_2 ; the monochromatic luminosity of star 1 and the dimensionless potential of star 1. We started the DC program at model 2. After thousands of iterations it converged to model 3 ($\Omega_1 = \Omega_2$, mode 3 for contact configuration). Because the $(O - C)$ diagram presented some cyclic variation, we ran the program with the adjusted parameter of l_3 light. The photometric solutions are listed in Table 4 and the theoretical light curves computed with those photometric elements are plotted in Figure 1, while the geometric constructions of V344 Lac are shown in Figure 5.

5. Estimation of the physical parameters with the Gaia parallax

Physical parameters such as mass, radius and luminosity are very important information for a contact binary system. Hence it is necessary to estimate them. Here, we will introduce how to estimate the physical parameters without radial velocity curves.

We have known that the Parallax of V344 Lac is 1.6266 ± 0.0363 mas (Gaia DR2 Gaia Collaboration et al. 2018). According to the formula of

$$(m - M)_V = 10 - 5 \lg \text{para}, \quad (3)$$

we obtain a distance modulus of 8.944 ± 0.049 mag. The V-band magnitude of the comparison star (2MASS 22184267+5157291) is 13.792 mag (URAT1 Catalog, Zacharias et al. 2015). According to our V-band light curve (Figure 1), the magnitude of V344 Lac should be from 12.299 to 12.697 mags in the V-band. The composite V-band absolute magnitude therefore is about 3.355 mags. Adopted a bolometric correction (e.g., BC_v = −0.027 mag for $T = 6312$ K, Worthey & Lee 2011), the absolute bolometric magnitude of V344 Lac should be 3.328 mags. After a bolometric correction, the bolometric absolute magnitude and the total luminosity are obtained with the relationships

$$M_{\text{bol}} = M_V + \text{BC}_v, \quad (4)$$

$$L_T = L_1 + L_2 + L_3 = 10^{-0.4(M_{\text{bol}} - 4.83)} \cdot L_{\odot}. \quad (5)$$

BC_v is −0.027 mag for the temperature of 6312 K (Worthey & Lee 2011). The total luminosity obtained in this calculation is independent of the photometric solution.

According to the law of blackbody, we have

$$L_1 + L_2 = \left(\frac{T_1}{T_{\odot}}\right)^4 (Ar_1)^2 + \left(\frac{T_2}{T_{\odot}}\right)^4 (Ar_2)^2, \quad (6)$$

where T_{\odot} is the effective temperature of the Sun (adopting 5770 K); A is the separation of the two components; r_1 and r_2 are the relative radii for star 1 and star 2, respectively

($r_i = (r_{\text{ipole}} \cdot r_{\text{inside}} \cdot r_{\text{iback}})^{1/3}$). Combine Eq 5 and 6, we obtain A as follows,

$$A = [10^{-0.4(M_{\text{bol}}-4.83)} - L_3]^{\frac{1}{2}} [(\frac{T_1}{T_{\odot}})^4 r_1^2 + (\frac{T_2}{T_{\odot}})^4 r_2^2]^{-\frac{1}{2}}. \quad (7)$$

The contribution of l_3 are known from the photometric solution in Section 4. Then, by using of the Kepler's third law,

$$\frac{A^3}{P^2} = 74.5(M_1 + M_2), \quad (8)$$

where A is in unit of solar radius, while P is in days, and M_1, M_2 are in solar mass.

The total mass therefore can be determined. Because the mass ratio $q = M_2/M_1$ has been obtained, the individual mass of component is also known. Hence, the absolute physical parameters are estimated as follows, $M_1 = 1.16 M_{\odot}$, $M_2 = 0.45 M_{\odot}$, $R_1 = 1.31 R_{\odot}$, $R_2 = 0.88 R_{\odot}$, $L_1 = 2.512 L_{\odot}$, $L_2 = 1.057 L_{\odot}$.

Uncertainties of this estimation can be given by the error transfer formula,

$$\Delta M_{\text{bol}} = \Delta m_V + \frac{5}{\ln 10} \frac{\Delta para}{para} + \Delta \text{BCV}, \quad (9)$$

and

$$\frac{\Delta M}{M_{\text{tot}}} = \frac{3}{2} \frac{\Delta L_T + \Delta L_3}{L_T - L_3} + \frac{6r_1^2 T_1^3 \Delta T_1 + 3T_1^4 r_1 \Delta r_1 + 6r_2^2 T_2^3 \Delta T_2 + 3T_2^4 r_2 \Delta r_2}{T_1^4 r_1^2 + T_2^4 r_2^2} + \frac{2\Delta P}{P}. \quad (10)$$

Having ignored the high-order-small-quantities, we have

$$\frac{\Delta M}{M_{\text{tot}}} \simeq \frac{0.6 \ln 10 \cdot L_T \Delta M_{\text{bol}} + 1.5 \Delta L_3}{L_T - L_3} + \frac{6r_1^2 T_1^3 \Delta T_1 + 6r_2^2 T_2^3 \Delta T_2}{T_1^4 r_1^2 + T_2^4 r_2^2}. \quad (11)$$

In most situations, $\Delta T/T < 0.01$. Hence, for a safe estimation, $\Delta M/M_{\text{tot}} \simeq 0.14$ when $\Delta M_{\text{bol}} = 0.1 \text{ mag}$.

6. Discussion and conclusions

By the solution of the multiple color light curves, we found that V344 Lac is a moderate mass ratio (0.387 ± 0.003), moderate contact binary ($44.6 \pm 3.0\%$). The more massive

component is the hotter one. Hence it is an A-subtype contact binary system (Binnendijk 1970). Combined with the parallax given by Gaia DR2, the physical parameters of each component are estimated.

Based on all available photoelectric and CCD eclipsing times, the possible period changes of V344 Lac were analyzed in Section 3. The orbital period was revised as 0.39224141 day by using the 95 timings being listed in Table 2. The orbital period shows an eccentric cyclic variation (Figure 3). Because both the primary and the secondary times of light minimum follow the same general trend of $(O - C)$ variation, it is excluded that the oscillation was caused by the apsidal motions. Cyclic period change can be caused by the mechanism of magnetic activity (e.g., Applegate 1992; Lanza et al. 1998). Figure 6 shows the required luminosity to drive the Applegate mechanism. It is a very small fraction of the luminosity for both components. Hence the Applegate mechanism could be an explanation of the period oscillation. There was not an obvious cool spot in our observed light curves could be on account of the halcyon period according to location of time in the $(O - C)$ diagram. On the other hand, because of the solution of l_3 , the LTTE due to the presence of a third body (e.g., Liao & Qian 2010) is also discussed here. With the equation of

$$f(m) = \frac{(m_3 \sin i')^3}{(M_1 + M_2 + m_3)^2}, \quad (12)$$

it is obtained that the minima mass (at $i' = 90^\circ$) of the third body is estimated to be $m_{3min} = 0.10 \pm 0.05 M_\odot$, and that an orbital semimajor axis shorter than 6.40 ± 0.61 au. However, according to the solution and the estimated physical parameters of V344 Lac, L_3 could be $0.397 L_\odot$. The mass of a main-sequence star with such luminosity is about 0.79 solar mass, corresponding to a K0 type star (Cox 2000). The mass of the third body will reach this value only while i' is very small.

Some well-studied contact binaries which have cyclic oscillation in their period are collected in Table 5. The eleventh column denotes detection of cool spot in their light

curves. In this table, we find that most of the oscillations are non-eccentric, and 12 of the 35 were shown l_3 in their photometric solutions. Cool spots and third light have been found in the same time in five samples. Especially, V776 Cas has been found a third light both by the spectroscopic method (D’Angelo et al. 2006) and the photometric solution (Zhou et al. 2016). However, the third body of V776 Cas may be a wide company (The separation is about 5.38 arcsec, D’Angelo et al. 2006). Hence, for V344 Lac, the l_3 in photometric solution may be on account of a wide K0 type third body, while the oscillation in orbital period should be due to a 12.4-years-magnetic-activity.

The third body in a contact binary system is a common phenomenon. Several studies suggest that a similarly large fraction of contact binaries have a third component (Pribulla & Rucinski 2006; D’Angelo et al. 2006; Rucinski et al. 2007); even the fraction is as large as 96% (Tokovinin et al. 2006). The probability of a third body in V344 Lac is therefore high.

The third body also would effect the formation of V344 Lac. Fabrycky & Tremaine (2007) investigated the orbital shrinkage by Kozai effect (Kozai 1962) and tidal friction, concluding that recently binary stars with orbital periods of 0.1~10 days are produced from binaries with much longer periods ($10 \sim 10^5$ days) via the presented tertiaries. The same conclusion was obtained by Qian et al. (2018) via a statistic work for EA-type binaries. On the other hand, Qian et al. (2013a,b, 2014b) had emphasized for many times that the relative close companion played an important role by exchanging angular momentum between the binary and the companion, which reduces angular momentum of central close binaries then forming a compact initial orbit. V344 Lac may have been formed in this way, too.

We are grateful to the anonymous referee who has given very useful suggestions to improve the paper. This work is partly supported by the Chinese Natural Science Foundation (No. 11773066), the young academic and technology leaders project of Yunnan

Province (No. 2015HB098), and the Open Project Program of the Key Laboratory of Optical Astronomy, National Astronomical Observatories, Chinese Academy of Sciences. New observations of the systems were obtained with the 2.4-m telescope of Lijiang station of Yunnan Observatories, the 1-m telescope at the Weihai Observatory (WHO) of Shandong University, with the 85-cm telescope at Xinglong observation base, and with the 1-m and 60-cm telescope at Yunnan Observatories (YNOs). We would like to thank all the staff of the 2.4-m telescope of Lijiang station of Yunnan Observatories for their help and support during our observations. We also thank the persons who observed or reduced the data.

REFERENCES

- Agerer, F., Hubscher, J., 2003, IBVS No. 5484, 1
- Applegate J. H. 1992, ApJ, 385, 621
- Binnendijk, L. 1970, Vistas Astron., 12, 217
- Brat, L., Zejda, M., Svoboda, P. 2007, OEJV No. 74, 1
- Claret, A., and Gimenez, A., 1990, A&A 230, 412
- Cox, A. N. 2000, Allen' s Astrophysical Quantities (4th ed., NewYork: Springer)
- Dai, H.-F., Yang, Y.-G., & Yin, X.-G. 2011, NewA, 16, 173
- D'Angelo, C., van Kerkwijk, M. H., Rucinski, S. M. 2006, AJ, 132, 650
- Diethelm, R. 2003 IBVS No. 5438, 1
- Diethelm, R. 2005, IBVS No. 5653, 1
- Diethelm, R. 2012, IBVS No. 6011, 1
- Dvorak, S. W. 2003, IBVS No. 5378, 1
- Dvorak, S. W. 2006, IBVS No. 5677, 1
- Eggen, O. J. 1967, MemRAS, 70, 111
- Eggleton, P. P. 2012, JASS, 29, 145
- Fabrycky, D. & Tremaine, S. 2007, AJ, 669, 1298
- Fan Y. F., Bai J. M., Zhang J. J., Wang C. J., Chang L., Xin Y. X., Zhang R. L., 2015, Res. Astron. Astrophys., 15, 918

Flannery, B. P. 1976, ApJ, 205, 217

Gaia Collaboration, Brown, A. G. A., Vallenari, A et al. 2018, A&A, 616A, 1

He, J.-J. & Qian, S.-B. 2010, PASJ, 62, 441

Hoffmann, M. 1983, IBVS No. 2344, 1

Hu Shao-Ming, Han Sheng-Hao, Guo Di-Fu and Du Jun-Ju 2014, RAA, Vol. 14 No. 6,
719C732

Hubscher, J., Lehmann, P. B. 2012, IBVS No. 6026, 1

Hubscher, J., Paschke, A., Walter, F. 2005, IBVS No. 5657, 1

Hubscher, J., Paschke, A., Walter, F. 2006, IBVS No. 5731, 1

Hubscher, J., Steinbach, H.-M., Walter, F. 2009, IBVS No. 5874, 1

Hubscher, J., Lehmann, P. B., Monninger, G., Steinbach, H.-M., Walter, F. 2010, IBVS No.
5941, 1

Hubscher, J., Lehmann, P. B., Walter, F. 2012, IBVS No. 6010, 1

Hubscher, J., 2005, IBVS No. 5643, 1

Hubscher, J. 2011, IBVS No. 5984, 1

Hubscher, J. 2015, IBVS No. 6152, 1

Irwin, J. B. 1952, ApJ, 116, 211

Irwin, J. B. 1959, ApJ, 64, 149

Kholopov, P. N., Samus, N. N., Kazarovets, E. V., Perova, N. B. 1985, IBVS No. 2681, 1

- Koleva, M., Prugniel, Ph., Bouchard, A., Wu, Y. 2009, A&A, 501, 1269
- Kopal, D.: Dynamics of Close Binary Systems. D. Reidel, Dordrecht(1978)
- Kotkova, L., Wolf, M. 2006, IBVS No. 5676, 1
- Kozai, Y. 1962, AJ, 67, 591
- Lanza A. F., Rodono M. Rosner R., 1998, MNRAS, 296, 893
- Lee, J. W., Youn, J.-H., Han, W.-Y., et al. 2010, AJ, 139, 898
- Li, K., Qian, S. -B., Hu, S. -M. & He, J. -J.
- Li, K., Hu, S. -M., Guo, D. -F., Jiang, Y. -G., Gao, Y. -G., Chen, X. & Odell, Andrew P
2015, AJ, 149, 120L
- Liao, W.-P. & Qian, S.-B. 2010, MNRAS, 405, 1930
- Liao, W. -P., Qian, S. -B. & Liu, N. -P. 2012, AJ, 144, 178L
- Liao, W. -P., Qian, S. -B., Li, K., He, J. -J., Zhao, E. -G. & Zhou, X. 2013, AJ, 146, 79L
- Liao, W. -P., Qian, S. -B., Zhao, E. -G. & Jiang, L. -Q. 2014, NewA, 31, 65L
- Liao, W. -P., Qian, S. -B. & Sarotsakulchai, T. 2019, AJ, 157, 207L
- Liao, W. -P. & Sarotsakulchai, T. 2019, PASP, 131a, 4202L
- Liu, Liang, Qian, Sheng-Bang, Boonrucksar, Soonthornthum, Zhu, Li-Ying, He, Jia-Jia and
Yuan, J. -Z. 2007, PASJ, 59, 607
- Liu, L., Qian, S. B., He, J.-J., Zhang, J. & Li, L.-J. 2009, Ap&SS, 321, 19
- Liu, L., Qian, S. -B., Liao, W. -P., He, J. -J., Zhu, L. -Y., Li, L. -J. & Zhao, E. -G. 2011,
AJ, 141, 44L

- Liu, Liang, Qian, Shengbang, He, Jiajia, Liao, Wenping & Liu, Nianping 2016, PASJ, 68, 31L
- Liu, L., Qian, S. B. & Xiong, X. 2018, MNRAS, 474, 5199
- Liu, N.-P., Qian, S.-B., Wang, J.-J., et al. 2014, NewA, 32, 31
- Lu, Hongpeng, Zhang, Liyun, Han, Xianming L., Pi, Qingfeng & Wang, Daimei 2016, NewA, 48, 58L
- Lucy, L. B. 1967, Zeitschrift für Astrophysik, 65, 89
- Lucy, L. B. 1976, ApJ, 205, 208
- Miller, W. J. & Wachmann, A. A. 1973, RA, 8, 367
- Molik P. & Wolf, M. 2004, BaltA, 13, 145
- Parimucha, S., Vanko, M., Pribulla, T. et al. 2007, IBVS No. 5777, 1
- Parimucha, S., Dubovsky, P., Kudak, V., Perig, V. 2016, IBVS No. 6167, 1
- Prasad, Vinod, Pandey, J. C., Patel, M. K. & Srivastava, D. C. 2014, Ap&SS, 353, 575P
- Pribulla, T. & Rucinski, S. M. 2006, AJ, 131, 2986
- Pribulla, T., Vanko, M., Chochol, D., Parimucha, S., Baludansky, D. 2005, Ap&SS, 296, 281
- Pribulla, T., Baludansky, D., Chochol, D. et al. 2005, IBVS No. 5668, 1
- Qian, S.-B., Zhu, L.-Y., Soonthornthum, B. 2005, NewA, 11, 52
- Qian, S.-B., He, J.-J. & Xiang, F.-Y. 2008, PASJ, 60, 77

- Qian, S. -B., Li, K., Liao, W. -P., Liu, L., Zhu, L. -Y., He, J. -J., Wang, J. -J. & Zhao, E. -G. 2013a, AJ, 145, 91Q
- Qian, S.-B., Liu, N.-P., Li, K., et al. 2013b, ApJS, 209, 13
- Qian, S.-B., Zhang, J., Wang, J.-J., et al. 2013c, ApJS, 207, 22
- Qian, S.-B., Wang, J.-J., Zhu, L.-Y., et al. 2014b, ApJS, 212, 4
- Qian, S. -B., Zhou, X., Zola, S., Zhu, L. -Y., Zhao, E. -G., Liao, W. -P. & Leung, K. -C. 2014a, AJ, 148, 79Q
- Qian, S.-B., He, J.-J., Zhang, J., et al. 2017, RAA, 17, 87
- Qian, S.-B., Zhang, J., He, J.-J., Zhu, L.-Y., Zhao, E.-G., Shi, X.-D., Zhou, X., Han, Z.-T. 2018, ApJS, 235, 5
- Robertson, J. A. & Eggleton, P. P. 1977, MNRAS, 179, 359
- Rucinski, S. M., Pribulla, T., van K. M. H. 2007, AJ, 134, 2353
- Rucinski, S. M. 1969, AcA, 19, 245
- Safar, J., Zejda, M. 2000, IBVS No. 4887, 1
- Safar, J., Zejda, M. 2002, IBVS No. 5263, 1
- Tokovinin, A., Thomas, S., Sterzik, M., Udry, S. 2006, A&A, 450, 681
- Tout, C. A., Hall, D. S. 1991, MNRAS, 253, 9T
- Van Hamme, W., & Wilson, R. E. 2007, ApJ, 661, 1129
- Wang, J.-J., Qian, S.-B., He, J.-J., Li, L. J. & Zhao, E. G. 2014, AJ, 148, 95
- Williams, S. C., Darnley, M. J., Bode, M. F., Steele, I. A. 2015, ApJ, 805L, 18

- Wilson, R. E., & Devinney, E. J. 1971, *ApJ*, 166, 605
- Wilson, R. E., & van Hamme, W. 2014, *ApJ*, 780, 151
- Wilson, R. E., Van Hamme, W., & Terrell, D. 2010, *ApJ*, 723, 1469
- Wilson, R. E. 1979, *ApJ*, 234, 1054
- Wilson, R. E. 1990, *ApJ*, 356, 613
- Wilson, R. E. 2008, *ApJ*, 672, 575
- Wilson, R. E. 2012, *AJ*, 144, 73
- Worthey, G., & Lee, H.-C. 2011, *ApJS*, 193, 1
- Wu, Yue, Singh, H. P., Prugniel, P., Gupta, R., Koleva, M. 2011, *A&A*, 525A, 71
- Xiang, F. -Y., Xiao, T. -Y., Zhang, B. & Shi, X. -D. 2015a, *AJ*, 150, 9X
- Xiang, Fu-Yuan, Xiao, Ting-Yu & Yu, Yun-Xia 2015b, *AJ*, 150, 25X
- Xiang, Fu-Yuan, Yu, Yun-Xia & Xiao, Ting-Yu 2015c, *AJ*, 149, 62X
- Yang, Y.-G., Qian, S.-B. & Zhu, C.-H. 2004, *PASP*, 116, 826
- Yang, Y.-G., Qian, S.-B., Zhu, L.-Y., et al. 2008, *PASJ*, 60, 803
- Yang, Y.-G., Qian, S.-B., Zhu, L.-Y. and He, J.-J. 2009, *AJ*, 138, 540
- Yang, Y.-G., Li, H.-L. & Dai, H.-F. 2013, *AJ*, 145, 60
- Zacharias, N., Finch, C., Subasavage, J., et al. 2015, *AJ*, 150, 101
- Zasche, P., Liakos, A., Niarchos, P., et al. 2009, *NewA*, 14, 121
- Zejda, M., Mikulasek, Z., Wolf, M. 2006, *IBVS No.* 5741, 1

Zejda, M. 2004, IBVS No. 5583, 1

Zhang, X.-B., Deng, L. and Lu, P. 2009, AJ, 138, 680

Zhou A.-Y., Jiang X.-J., Zhang Y.-P., Wei J.-Y. 2009, RAA, 9, 349

Zhou, X., Qian, S.-B., Liao, W.-P., Zhao, E.-G., Wang, J.-J. and Jiang, L.-Q. 2015, AJ, 150, 83

Zhou, X., Qian, S.-B., Zhang, J., Jiang, L.-Q., Zhang, B. and Kriener, J. 2016, ApJ, 817, 133

Zhu, L. Y., Qian, S. B., Liu, N. P., Liu, L. & Jiang, L. Q.

Zhu, L.-Y., Wang, Z.-H., Tian, X.-M., Li, L.-J. and Gao, X. 2019, MNRAS, 489, 2677

Table 1: New times of light minima for V344 Lac.

J.D. (Hel.) (d)	Error (d)	<i>Min.</i>	Filter	Telescope
2455071.29617	0.00033	s	<i>R</i>	XL 85cm
2455132.09126	0.00012	s	<i>R</i>	YNO 60cm
2455492.16933	0.00080	s	<i>R</i>	YNO 60cm
2455501.19018	0.00025	s	<i>R</i>	YNO 60cm
2455535.11975	0.00063	p	<i>R</i>	YNO 60cm
2455816.15762	0.00050	s	<i>R</i>	YNO 60cm
2455876.17208	0.00047	s	<i>R</i>	YNO 1m
2456923.06757	0.00017	p	<i>V</i>	WHO 1m
2456923.06757	0.00013	p	<i>R</i>	WHO 1m
2456923.06762	0.00016	p	<i>I</i>	WHO 1m
2456936.20572	0.00108	p	<i>V</i>	WHO 1m
2456936.20833	0.00118	p	<i>R</i>	WHO 1m
2456936.20945	0.00103	p	<i>I</i>	WHO 1m
2456936.99921	0.00107	p	<i>V</i>	WHO 1m
2456936.99631	0.00160	p	<i>R</i>	WHO 1m
2456936.99553	0.00105	p	<i>I</i>	WHO 1m

Note: "XL 85cm" refers to the 85cm telescope at the Xinglong Station, the National Astronomical Observatory. "YNO 60cm" and "YNO 1m" refer to the 60cm and 1m telescopes at the Yunnan Observatories, respectively, while "WHO 1m" denotes the 1m telescope at the Weihai Observatory (WHO) of Shandong University.

Table 2. All available Times of light minima with errors for V344 Lac.

JD (Hel.)	Filter	Min.	Error (d)	Epoch	($O - C$) (d)	Residuals (d)	Reference
2450658.3828		s	0.0014	−15971.5	−0.00177	−0.00052	IBVS No. 4887
2451142.4126		s	0.0027	−14737.5	0.00213	0.00453	IBVS No. 5263
2451467.3782	<i>V</i>	p	0.0017	−13909	−0.00428	−0.00209	IBVS No. 5263
2451467.5729	<i>V</i>	s	0.0026	−13908.5	−0.00570	−0.00351	IBVS No. 5263
2451782.5480		s	0.0028	−13105.5	−0.00049	0.00111	OEJV No. 0074
2451786.4683		s	0.0007	−13095.5	−0.00257	−0.00098	IBVS No. 5484
2451806.4738		s	0.0002	−13044.5	−0.00138	0.00017	IBVS No. 5484
2451817.4552		s	0.0009	−13016.5	−0.00274	−0.00122	IBVS No. 5484
2451817.651		p	0.005	−13016	−0.00306	−0.00154	IBVS No. 5484
2452123.4064		s	0.0007	−12236.5	0.00016	0.00099	IBVS No. 5484
2452134.3950		s	0.0022	−12208.5	0.00600	0.00680	IBVS No. 5484
2452134.586		p	0.003	−12208	0.00088	0.00168	IBVS No. 5484
2452194.4006		s	0.0018	−12055.5	−0.00133	−0.00067	IBVS No. 5484
2452194.5965		p	0.0013	−12055	−0.00155	−0.00089	IBVS No. 5484
2452228.3320		p	0.0018	−11969	0.00119	0.00178	IBVS No. 5484
2452228.5257		s	0.0001	−11968.5	−0.00123	−0.00064	IBVS No. 5484
2452505.4496		s	0.0007	−11262.5	0.00023	0.00021	IBVS No. 5484
2452531.5346		p	0.0010	−11196	0.00118	0.00110	IBVS No. 5438
2452592.3311		p	0.0010	−11041	0.00021	0.00015	IBVS No. 5438
2452601.5480		s	0.0052	−11017.5	−0.00052	−0.00074	IBVS No. 5378
2452621.3567		p	0.0010	−10967	−0.00001	−0.00027	IBVS No. 5484
2452872.3917	<i>R</i>	p	0.0030	−10327	0.00049	−0.00024	IBVS No. 5583
2452872.3917	<i>V</i>	p	0.0029	−10327	0.00049	−0.00024	IBVS No. 5583
2452872.3921	<i>I</i>	p	0.0029	−10327	0.00089	0.00016	IBVS No. 5583
2452875.5229	<i>V</i>	p	0.0033	−10319	−0.00624	−0.00698	IBVS No. 5583
2452875.5298	<i>R</i>	p	0.0035	−10319	0.00066	0.00102	IBVS No. 5583
2452875.5309	<i>I</i>	p	0.0034	−10319	0.00176	0.00037	IBVS No. 5583
2452878.4734		s	0.0006	−10311.5	0.00245	0.00171	IBVS No. 5643
2452896.5148	<i>BVR</i>	s	0.0001	−10265.5	0.00074	−0.00003	IBVS No. 5668
2452901.4175	<i>BVR</i>	p	0.0001	−10253	0.00043	−0.00036	IBVS No. 5668
2452901.6141	<i>BVR</i>	s	0.0002	−10252.5	0.00091	0.00012	IBVS No. 5668
2452903.3793	<i>BVR</i>	p	0.0001	−10248	0.00102	0.00023	IBVS No. 5668
2452925.3448	<i>R</i>	p	0.0001	−10192	0.00100	0.00018	IBVS No. 5676
2452925.5409	<i>R</i>	s	0.0001	−10191.5	0.00098	0.00016	IBVS No. 5676
2452941.4260		p	0.0003	−10151	0.00030	−0.00055	IBVS No. 5643
2452955.3506	<i>I</i>	s	0.0003	−10115.5	0.00033	−0.00054	IBVS No. 5668
2452956.3321	<i>I</i>	p	0.0003	−10113	0.00123	0.00036	IBVS No. 5668
2452957.3119	<i>I</i>	s	0.0001	−10110.5	0.00043	−0.00045	IBVS No. 5668
2452957.5088	<i>I</i>	p	0.0002	−10110	0.00121	0.00033	IBVS No. 5668
2453222.4672		s	0.001	−9434.5	0.00053	−0.00073	IBVS No. 5657
2453233.4496		s	0.0002	−9406.5	0.00017	−0.00110	IBVS No. 5657
2453242.4693		s	0.0024	−9383.5	−0.00168	−0.00335	IBVS No. 5657
2453256.3940		p	0.0005	−9348	−0.00155	−0.00324	IBVS No. 5657
2453256.5921		s	0.0002	−9347.5	0.00043	−0.00087	IBVS No. 5657
2453259.3397	<i>R_c</i>	s	0.0007	−9340.5	0.00234	0.00104	IBVS No. 5741

Table 2—Continued

JD (Hel.)	Filter	Min.	Error (d)	Epoch	($O - C$) (d)	Residuals (d)	Reference
2453259.5344	R_c	p	0.0004	−9340	0.00092	−0.00038	IBVS No. 5741
2453259.5359		p	0.0042	−9340	0.00242	0.00112	IBVS No. 5657
2453260.5157	R	s	0.0001	−9337.5	0.00162	0.00031	IBVS No. 5676
2453284.4405		s	0.0065	−9276.5	−0.00031	−0.00202	IBVS No. 5657
2453343.282		s	0.002	−9126.5	0.00498	−0.00164	IBVS No. 5653
2453637.4594		s	0.0003	−8376.5	0.00132	−0.00031	IBVS No. 5731
2453704.5331	V	s	0.0003	−8205.5	0.00174	0.00008	IBVS No. 5677
2453928.5027		s	0.0001	−7634.5	0.00149	−0.00019	IBVS No. 5777
2453932.4253		s	0.0008	−7624.5	0.00168	0.00000	IBVS No. 5731
2453939.4857		s	0.0001	−7606.5	0.00174	0.00006	IBVS No. 5777
2454004.4019		p	0.0001	−7441	0.00198	0.00032	IBVS No. 5777
2454018.5225		p	0.0002	−7405	0.00189	0.00023	IBVS No. 5777
2454019.5060		s	0.0004	−7402.5	0.00477	0.00307	OEJV No. 0074
2454068.336		p	0.0003	−7278	0.00073	−0.00090	IBVS No. 5777
2454453.3229		s	0.0003	−6296.5	0.00269	0.00148	IBVS No. 5874
2455033.4456		s	0.0026	−4817.5	0.00034	0.00075	IBVS No. 5941
2455051.4876		s	0.0003	−4771.5	−0.00076	−0.00028	IBVS No. 5941
2455062.4707		s	0.0005	−4743.5	−0.00042	0.00010	IBVS No. 5941
2455071.29617	R	p	0.00033	−4721	−0.00038	0.00017	This paper
2455132.09126	R	p	0.00012	−4566	−0.00271	−0.00193	This paper
2455141.3114		s	0.0009	−4542.5	−0.00025	0.00057	IBVS No. 5941
2455141.5065		p	0.0003	−4542	−0.00127	−0.00045	IBVS No. 5941
2455445.4929		p	0.0002	−3767	−0.00196	−0.00015	IBVS No. 6010
2455479.4217		s	0.0007	−3680.5	−0.00204	−0.00016	IBVS No. 5984
2455479.4271		s	0.0007	−3680.5	0.00336	0.00524	IBVS No. 5984
2455479.6192		p	0.0012	−3680	−0.00066	0.00122	IBVS No. 5984
2455479.6192		p	0.0012	−3680	−0.00066	0.00122	IBVS No. 5984
2455492.16933	R	p	0.00080	−3648	−0.00226	−0.00036	This paper
2455501.19018	R	p	0.00025	−3625	−0.00296	−0.00104	This paper
2455535.11975	R	s	0.00063	−3538.5	−0.00227	−0.00030	This paper
2455816.15762	R	p	0.00050	−2822	−0.00537	−0.00283	This paper
2455839.3042	I_r	p	0.0023	−2763	−0.00103	0.00100	IBVS No. 6026
2455839.4988	I_r	s	0.0033	−2762.5	−0.00255	−0.00052	IBVS No. 6026
2455849.3067	I_r	s	0.0012	−2737.5	−0.00069	0.00133	IBVS No. 6026
2455849.5019	I_r	p	0.0019	−2737	−0.00161	0.00041	IBVS No. 6026
2455858.7190		s	0.0004	−2713.5	−0.00218	−0.00017	IBVS No. 6011
2455876.17208	R	p	0.00047	−2669	−0.00385	−0.00186	This paper
2456614.3740		p	0.0002	−787	−0.00026	0.00025	IBVS No. 6167
2456923.06759	VRI	p	0.00015	0	−0.00066	−0.00086	This paper
2456934.4433	I	p	0.0022	29	0.00005	−0.00018	IBVS No. 6152
2456934.6401	I	s	0.0002	29.5	0.00073	0.00050	IBVS No. 6152
2456936.2078	VRI	s	0.0011	33.5	−0.00056	−0.00079	This paper
2456936.9970	VRI	s	0.0012	35.5	0.00415	0.00391	This paper
2456949.3483	I	p	0.0007	67	−0.00012	−0.00039	IBVS No. 6152
2456949.5454	I	s	0.0023	67.5	0.00085	0.00059	IBVS No. 6152

Table 2—Continued

JD (Hel.)	Filter	Min.	Error (d)	Epoch	($O - C$) (d)	Residuals (d)	Reference
2457131.5455	<i>I</i>	s	0.0021	531.5	0.00094	0.00029	IBVS No. 6196
2457357.2812	<i>UI</i>	p	0.0013	1107	0.00171	0.00061	IBVS No. 6196
2457657.3452		p	0.0002	1872	0.00105	−0.00054	OEJV No. 0179
2457657.5416		s	0.0002	1872.5	0.00134	−0.00025	OEJV No. 0179
2458018.405		s	0.002	2792.5	0.00261	0.00061	IBVS No. 6244

Table 3: Orbital elements of V344 Lac.

Parameter	Value
$T_0[\text{cor}]$ (HJD)	2456923.0683(8)
$P_0[\text{cor}]$ (d)	0.39224146(14)
β (d yr $^{-1}$)	$(1.9 \pm 10.4) \times 10^{-9}$
A_3 (d)	0.0020(2)
$a_{12} \sin i'$ (au)	0.35 ± 0.05
e	0.38 ± 0.16
ω (deg)	224 ± 22
P_3 (yr)	12.4 ± 0.5
H_p (HJD)	2459879.0 ± 902.1
$f(M)$ (M_\odot)	$(2.788 \pm 0.051) \times 10^{-4}$
$\Delta P/P = 2\pi A_3/P_3$	$(2.775 \pm 0.389) \times 10^{-6}$

Table 4: Photometric solutions for V344 Lac.

Parameters	Photometric elements	uncertainties	Photometric elements	uncertainties
	without l_3		with l_3	
$g_1 = g_2$	0.32	fixed	0.32	fixed
$A_1 = A_2$	0.50	fixed	0.50	fixed
$x_{1bolo}, x_{2bolo}, y_{1bolo}, y_{2bolo}$	0.136, 0.147, 0.584, 0.572	fixed	0.136, 0.144, 0.584, 0.575	fixed
$x_{1V}, x_{2V}, y_{1V}, y_{2V}$	0.139, 0.161, 0.673, 0.658	fixed	0.139, 0.155, 0.673, 0.663	fixed
$x_{1R}, x_{2R}, y_{1R}, y_{2R}$	0.028, 0.046, 0.695, 0.684	fixed	0.028, 0.041, 0.695, 0.687	fixed
$x_{1I}, x_{2I}, y_{1I}, y_{2I}$	-0.038, -0.022, 0.665, 0.656	fixed	-0.038, -0.026, 0.665, 0.659	fixed
$Phaseshift$	0.0011	± 0.0002	0.0011	± 0.0002
T_1 (K)	6312	$\pm 54K$	6312	$\pm 54K$
T_2	6166K	$\pm 64K$	6201K	$\pm 65K$
$q = M_2/M_1$	0.580	± 0.003	0.387	± 0.003
i ($^\circ$)	67.0	± 0.1	70.3	± 0.7
$\Omega_1 = \Omega_2$	2.9371	± 0.0054	2.5457	± 0.0070
Ω_{in}	3.0258	–	2.6512	–
Ω_{out}	2.6853	–	2.4145	–
$L_1/(L_1 + L_2)(V)$	0.6408	± 0.0028	0.7091	± 0.0221
$L_1/(L_1 + L_2)(R)$	0.6365	± 0.0024	0.7062	± 0.0214
$L_1/(L_1 + L_2)(I)$	0.6331	± 0.0021	0.7041	± 0.0210
$L_3/(L_1 + L_2 + L_3)(V)$	–	–	0.1054	± 0.0272
$L_3/(L_1 + L_2 + L_3)(R)$	–	–	0.1014	± 0.0266
$L_3/(L_1 + L_2 + L_3)(I)$	–	–	0.0876	± 0.0265
$r_1(pole)$	0.4163 ± 0.0010	0.4558 ± 0.0015		
$r_1(side)$	0.4441 ± 0.0013	0.4925 ± 0.0021		
$r_1(back)$	0.4794 ± 0.0019	0.5276 ± 0.0029		
$r_2(pole)$	0.3263 ± 0.0012	0.3018 ± 0.0021		
$r_2(side)$	0.3434 ± 0.0015	0.3181 ± 0.0026		
$r_2(back)$	0.3859 ± 0.0027	0.3707 ± 0.0057		
f	26.0 %	± 1.6 %	44.6 %	± 3.0 %
$\sum (O - C)_i^2$	0.037263		0.037081	

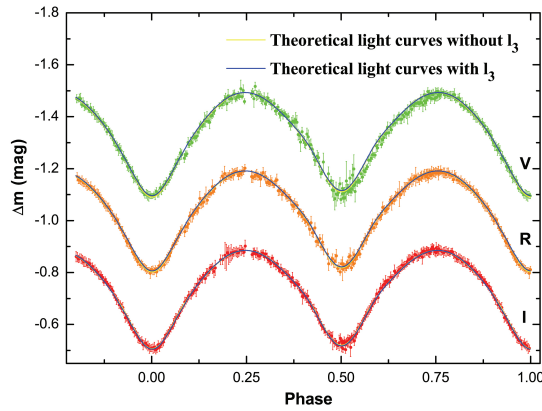


Fig. 1.— Observed and theoretical light curves in VRI passbands of V344 Lac.

Table 5: Some contact binaries with cyclic variation of their obital period.

Name	P (d)	q (M_2/M_1)	M_1 (M_\odot)	T_1 (K)	T_2 (K)	P_3 (yr)	A_3 (d)	$\Delta P/P$ ($\times 10^{-6}$)	m_3 (M_\odot)	spot	l_3 (%)	e	reference
V776 Cas	0.440416842	0.130	1.55	7000	6920	23.7	0.0109	7.912	1.04		14.9	0	(1)
V802 Aql	0.26777087	0.144	0.92	5000	5048	8.32	0.0196	40.526	1.52	y	0	0	(2)
MQ UMa	0.4760662	0.195		6532	6224	13.6	0.0056	7.084			25.1	0	(3)
VZ Lib	0.35825797	0.236	1.31	5446	5770	2.96	0.0039	22.666	0.52	y	10.4	0	(4)
EZ Hya	0.44974752	0.257	1.37	5721	6100	30.9	0.0185	10.299	0.51		0	0	(5)
DF CVn	0.3269	0.285	0.93	5520	4812	17.2	0.0070	7.001	0.23	y	0	0	(6)
V1005 Her	0.278962083	0.301	0.92	5535	5560	18.1	0.0127	12.070	0.45	y	4.2	0	(7)
SS Ari	0.40598629	0.307	1.30	5488	5860	37.75	0.0112	5.104	0.278	y	0	0	(8)
GN Boo	0.3016022	0.320	0.99	6250	6879	9.89	0.0042	7.306	0.21		0	0	(9)
AQ Com	0.28133036	0.350	0.95	4911	5300	8.5	0.0016	3.238	0.08	y	0	0	(10)
GSC 03526-01995	0.29225601	0.351	0.80	4581	4830	7.39	0.0090	20.858	> 0.57	y	0	0	(11)
EP And	0.4041088	0.372	1.10	6171	6250	40.89	0.0109	4.586	0.23		9.3	0	(12)
GSC 1537-1557	0.31827564	0.378	0.95	5631	5740	8.1	0.0034	7.115	> 0.19	y	0	0	(13)
RT LMi	0.37491782	0.378	1.29	6400	6513	46.7	0.0049	1.805			0	0	(14)
GW Cep	0.31883088	0.386	1.11	5800	6104	32.63	0.0089	4.692	0.22	y	0	0.076	(15)
V344 Lac	0.39224141	0.387	1.16	6312	6201	12.4	0.0020	2.775	0.79		9.81	0.38	(16)
V396 Mon	0.39634132	0.392	0.92	6121	6210	42.4	0.0160	6.492	0.31	y	0.87	0	(17)
TY UMa	0.35454813	0.396	1.57	6229	6250	51.7	0.0182	6.056	0.434	y	0	0.73	(18)
FV CVn	0.31536519	0.410	0.86	5150	5465	17.65	0.0184	17.934	> 0.73		27.7	0	(19)
PP Lac	0.40116138	0.435	1.18	5202	5480	19.7	0.0058	5.065	0.19		0	0	(20)
EQ Tau	0.3413478	0.442	1.22	5800	5740	22.7	0.0058	4.395	0.2	y	0	0.47	(21)
UZ CMi	0.55136313	0.452		6250	6194	21.1	0.0026	2.120			< 1	0	(22)
LU Lac	0.29880186	0.480	0.95	4899	5310	51.92	0.0125	4.142	0.21		0	0	(23)
CW Cas	0.31886304	0.486	0.99	4950	5390	69.9	0.0320	7.875	0.52	y	9.98	0.571	(24)
AH Tau	0.332672375	0.505	1.04	5840	5816	54.62	0.0349	10.992	0.767	y	0	0	(25)
V508 Oph	0.34479141	0.552	1.01	5980	5893	24.27	0.0036	2.552	0.1	y	0	0	(26)
V1107 Cas	0.27341123	0.556	0.70	4657	5200	6.74	0.0023	5.870	0.091		1.83	0	(27)
AL Cas	0.5005555	0.610	1.23	6400	6136	86.6	0.0181	3.596	0.28		0	0	(28)
PY Lyr	0.38576	0.660	1.51	6980	7042	52.5	0.0395	12.943	1.15	y	19.7	0.138	(29)
PY Vir	0.31124849	0.773	0.95	4830	4702	5.22	0.0075	24.717	0.79		0	0	(30)
V1044 Her	0.24064058	0.833		4377	4575	14.1	0.0026	3.172	> 0.109	y	0	0.31	(31)
FZ Ori	0.399986	0.886	1.17	5940		30.1	0.0133	7.601	0.56		0	0	(32)
BI Vul	0.25182367	0.966		4474	4600	10.8	0.0057	9.079		y	0	0	(33)
DM Del	0.4198144					51.22	0.0218	7.322	0.12		0	0	(34)
V803 Aql	0.2634262					74.6	0.0336	7.748	0.52		0	0	(29)

Reference: (1) Zhou et al. (2016); (2) Yang et al. (2008); (3) Zhou et al. (2015); (4) Liao et al. (2019); (5) Yang et al. (2004); (6) Dai et al. (2011); (7) Zhu et al. (2019); (8) Liu et al. (2009); (9) Yang et al. (2013); (10) Liu et al. (2014); (11) Liao et al. (2012); (12) Liao et al. (2013); (13) Xiang et al. (2015a); (14) Qian et al. (2008); (15) Lee et al. (2010); (16) The present paper; (17) Liu et al. (2011); (18) Li et al. (2015); (19) Liao & Sarotsakulchai (2019); (20) Qian et al. (2005); (21) Li et al. (2014); (22) Qian et al. (2013a); (23) Liao et al. (2014); (24) Wang et al. (2014); (25) Xiang et al. (2015b); (26) Xiang et al. (2015c); (27) Liu et al. (2016); (28) Qian et al. (2014a); (29) Zasche et al. (2009); (30) Zhu et al. (2013); (31) Lu et al. (2016); (32) Prasad et al. (2014); (33) Qian et al. (2013b); (34) He & Qian (2010).

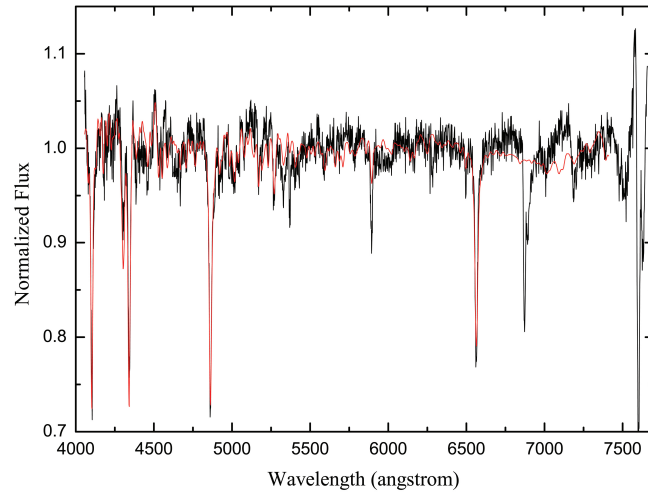


Fig. 2.— Spectrum of V344 Lac. Black solid line is the observed spectrum, while the red solid line is the fitting one.

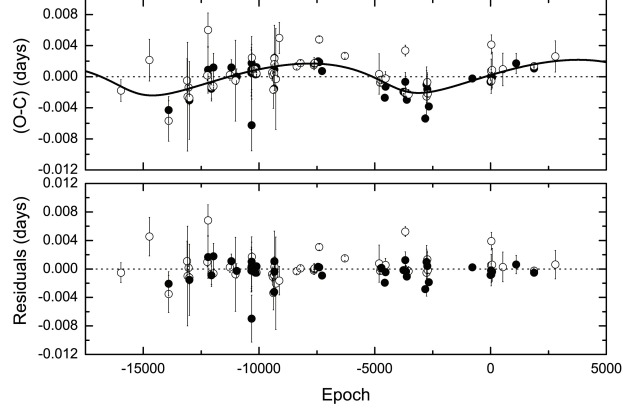


Fig. 3.— The $(O - C)$ diagram of V344 Lac was formed by all CCD available measurements. The $(O - C)$ values were computed by using a newly determined linear ephemeris (Eq 1). Full circles refer to the primary times of minima and empty ones to the secondary times of minima. Solid line represents the cyclic fitting (Eq 2), while the dashed line is a zero line.

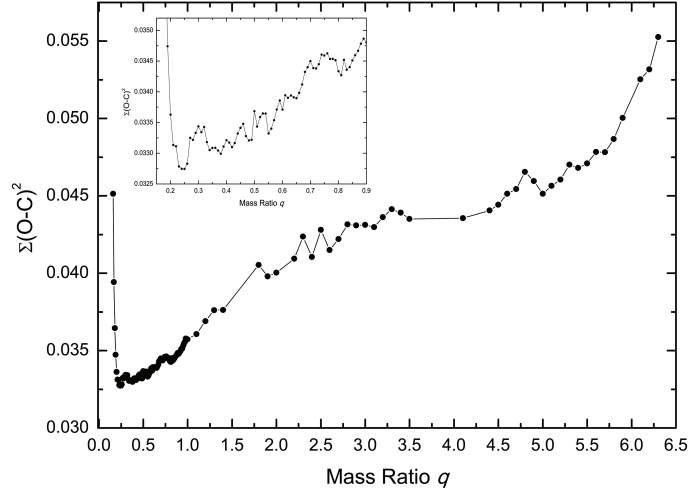


Fig. 4.— The relationship between the mass ratio q and the fitting residuals.

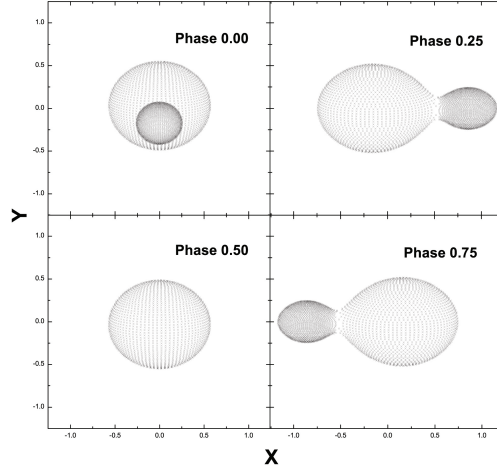


Fig. 5.— Geometric structure of V344 Lac at phase 0.00, 0.25, 0.50 and 0.75.

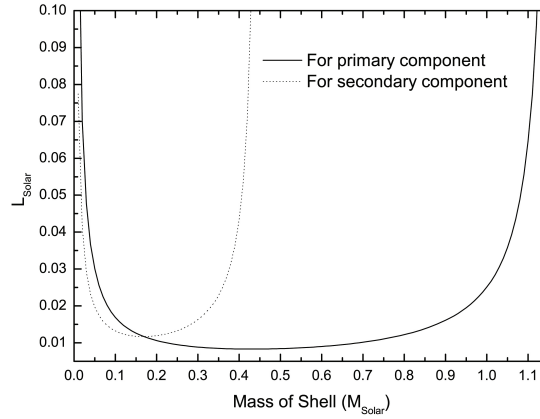


Fig. 6.— Luminosity required to produce the cyclic oscillation in the $(O - C)$ diagram using the Applegate’s mechanism. The solid line denotes the required luminosity for the primary component (more massive one), while the dashed line denotes that for the secondary.