

Transactions on Red-black and AVL trees in NVRAM

Thorsten Schütt Florian Schintke Jan Skrzypczak

Zuse Institute Berlin

Abstract

Byte-addressable non-volatile memory (NVRAM) supports persistent storage with low latency and high bandwidth. Complex data structures in it ought to be updated transactionally, so that they remain recoverable at all times. Traditional database technologies such as keeping a separate log, a journal, or shadow data work on a coarse-grained level, where the whole transaction is made visible using a final atomic update operation. These methods typically need significant additional space overhead and induce non-trivial overhead for log pruning, state maintenance, and resource (de-)allocation. Thus, they are not necessarily the best choice for NVRAM, which supports fine-grained, byte-addressable access.

We present a generic transaction mechanism to update dynamic complex data structures ‘in-place’ with a constant memory overhead. It is independent of the size of the data structure. We demonstrate and evaluate our approach on Red-Black Trees and AVL Trees with a redo log of constant size (4 resp. 2 cache lines). The redo log guarantees that each accepted (started) transaction is executed eventually despite arbitrary many system crashes and recoveries in the meantime. We update complex data structures in local and remote NVRAM providing exactly once semantics and durable linearizability for multi-reader single-writer access. To persist data, we use the available processor instructions for NVRAM in the local case and remote direct memory access (RDMA) combined with a software agent in the remote case.

1 Introduction

The introduction of NVRAM enables a new range of applications, but it also causes new challenges for their effective use. NVRAM is the first non-volatile storage providing byte-granular access with low-latency and high bandwidth. In addition, it will replace SSDs as fastest persistent storage in the storage hierarchy. While SSDs only provide block-oriented APIs, NVRAM comes as a standard DIMM. Plain loads and stores suffice to get direct access (DAX) while bypassing the operating system. For recoverability and consistency of data structures, it becomes relevant when, in which order, and which part of them will be written to NVRAM from the processor’s caches—either explicitly by instructions or implicitly by cache evictions. This is influenced by aspects such as data alignment, weak memory models, and cache properties such as associativity, size, and its replacement and eviction policy. To conquer all these

aspects, complex data structures stored in NVRAM must be recoverable at all times, which requires new and sound transactional update mechanisms.

The literature on NVRAM has been mostly focusing on B+trees [16] with a high radix [12, 27] to minimize costs for insert and remove. By using a high radix, expansive operations like balancing happen seldom. Insert and remove are operations on leaves. Thus, they do not have to be transactional and only require a few persist calls. If the sequence of calls is interrupted by a crash, the tree remains valid. They are tuned for absolute performance.

In contrast, balancing is the common case for Red-Black Trees and AVL Trees [58]. Insert and remove always need an unpredictable and variable sequence of operations, i.e., balancing, recoloring, and updating the balance factors. This depends on the size and the shape of the tree as they work across several levels of it. For NVRAM, the steps of the sequence have to happen atomically despite an arbitrary number of crashes and restarts. Otherwise, the tree might become invalid, unrecoverable, and may lose sub-trees. Thus, transactions are needed [50].

The literature so far focused on a copy-on-write style for updating data-structures. It comes with additional costs for allocating, de-allocating, and garbage collection. For B+ trees, a constant amount of memory is needed, i.e., the size of a node, which simplifies the process. As Wang et al. [63] noted, for Red-Black Trees copy-on-write operations touch almost the complete tree. One needs to allocate and de-allocate a variable amount of memory for operations. We split updates into a sequence of micro-transactions. Thus a constant size redo log suffices for all operations. We neither allocate nor de-allocate memory for operations as all updates are in-place [54]. It shows its strengths for complex data structures where updates are global operations and touch large parts of the data structure. There is no doubt that performance-wise B+-trees beat binary trees. It is by design. However, binary trees represent a wider class of dynamic data structures using pointers. For binary trees, we needed to invent new methodologies for storing data structures in NVRAM that widely differ from B+-trees. They could also be applied to data structures such as (doubly) linked lists, priority queues, or graphs. Trees are often used as proxies for index data structures [49, 48].

As NVRAM behaves like memory rather than a spinning hard-disk, we can use remote direct memory access (RDMA) of modern interconnects to directly access NVRAM on remote nodes. Local and remote access can rely on a common set of operations. For NVRAM, access can be expressed in terms of read, write, atomic compare&swap (CAS), and persist operations. For remote access, get, put, remote atomic CAS, and remote persist of the *passive target communication* model defined in the MPI standard [38] can be used. For passive target communication, the origin process can access the target's memory without involvement of the target process. It is similar to a shared memory model and allows the design of a single transaction system based on common primitives for both local and remote NVRAM.

We support exactly once operations [21] on dynamic complex data structures in local and remote NVRAM and make the following main contributions:

- We designed a new transaction system for NVRAM, which splits large multi-step transactions into a sequence of micro-transactions. A state machine describes the transaction and the sequence of micro-transactions.

Each micro-transaction resp. state transition is idempotent allowing atomicity and recovery in the failure case for multi-step transactions. All updates happen directly on the data structure ‘in-place’ without shadow copying. It incrementally transforms the old data structure into the new one. All accepted operations will eventually succeed (Sect. 4).

- A *redo log* of constant size (four resp. two cache lines for Red-Black Trees and AVL Trees) is used to guarantee recoverability and atomicity at all times. Note that the size of the redo log is independent of the size of the data structure (Sect. 4.1).
- Our approach supports exactly once semantics and guarantees durable linearizability for all operations, both local and remote. Failed clients cannot corrupt any data (Sect. 4.4).
- We implemented balanced Red-Black Trees and AVL Trees in NVRAM using our approach—local and with passive target communication for remote access (Sect. 6).
- Intel guarantees 8 byte fail-safe atomicity for NVRAM. For our approach 7 bytes suffice as we do not rely on atomic pointer updates (Sect. 4).
- We designed a multi-reader single-writer lock with f -fairness to coordinate concurrent RDMA writes. Failed lock-holders can be safely expelled by other processes, because their process ids are stored in the lock, which allows other clients to use failure detectors (Sect. 10).
- We simulated more than 2,000,000 power failures by killing processes to validate the robustness of our approach (Sect. 11).
- Our evaluation shows more than 2,300/s key-value pair inserts into Red-Black Trees using passive target communication with NVRAM. For AVL Trees, we reached more than 1,800/s inserts (Sect. 12.4). For local access, we reached almost 400,000 inserts per second (Sect. 12.1).

2 System Model

We assume a full-system failure model [30]. On a crash, all transient state (of all processes) is lost. Only operations on fundamental, naturally aligned data types up to 8 bytes are atomic fail-safe in NVRAM, but 7 bytes are enough for our approach.

While RDMA operations can fail non-atomically, we assume 64 bit RDMA CAS operations to be atomic. To detect failed nodes, we use the weak failure detector $\diamond W$ [11]. We consider a system with a single server storing data without replication for simplicity. An arbitrary number of read/write clients may try to access the data concurrently. We do not consider Byzantine failures.

3 Preliminaries

As discussed above, hardware only supports atomic updates of 8 bytes. In the following, we describe the basic concepts needed for larger updates and describe in detail the methods for persisting data with NVRAM.

3.1 Logging and shadow copying

As long as updates are atomic, i.e., 8 bytes for NVRAM or a block for SSDs, they can be done in-place. For non-atomic updates, transaction systems [39, 63, 6] use a combination of different techniques to preserve consistency in the face of crashes. Logging uses undo and redo logs to store enough data to roll-back an interrupted transaction (undo) or retry the transaction again (redo). Undo logging tends to be more costly. It has to log every store before executing it. Thus, redo logging is the preferred technique. Some databases [6] use a combination of both. Shadow copying, also known as copy-on-write, creates a copy of the data to be updated, updates the copy, and atomically replaces the old data with the new data. For example, to atomically update a tree node, a copy of the node is created, updated, and then the parent’s pointer to the node is atomically updated. Often, it is sufficient to replace one 8-byte pointer for the last step, which can be done atomically.

3.2 How to persist data with NVRAM?

Persisting data in NVRAM works similar to block-oriented storage, i.e., writes followed by a flush, but the details differ. Persisting data to NVRAM relies on cache line (cl) flushing, which persists data as a side effect. According to Intel Corp. [28], there are four different methods: `clflush`, `movnti+sfence`, `clflushopt+sfence`, and `clwb+sfence`. The `clflushopt` and `clwb` operations were recently introduced with the Skylake micro architecture. Stores before an `sfence`, a store fence, are separated from following stores. `clflush` and `clflushopt` persist the cache line’s data by invalidating it and writing the content back to memory. `movnti` is a non-temporal store, which bypasses caches and writes directly to memory. Hot data has to be loaded again from memory. To mitigate the costs of cache misses, prefetching can be used [65]. A `clwb` ought to perform a write-back of the data without invalidating the cache line. It is recommended to use `clwb` [28].

While any pair of `clflush` instructions are ordered, pairs of `clflushopt` are only ordered with each other when accessing the same cache line. Pairs of `clwb` always remain unordered with each other. These recently introduced operations of the Skylake micro architecture shown above allow more parallelism than the older ones.

Former versions of Intel Corp. [29] recommended `clflush+mfence`, where `mfence` is a memory fence that separates load *and* stores before and after the fence. CDDS [61] and NV-Tree [65] even used `mfence+clflush+mfence`. Memory fences have much higher latency than store fences.

Today, there is no hardware support for remote persisting. The standard work-around is proposed by SNIA [56]. After an RDMA write, the client has to request cache flushing by sending a message to a software agent. The software agent then must respond with an *ack* message. This workflow is implemented by the PMDK.¹

¹<http://pmem.io/pmdk/>

4 Exactly once operations with Micro-Transactions (μ -Tx) and State Machines

Performing updates on complex data structures often requires a sequence of smaller operations (recoloring, balancing, node splitting, etc.). NVRAM makes it challenging to perform them correctly in the face of power losses as only aligned stores up to 8 bytes are fail-safe atomic with current hardware. All larger operations require transactions. Otherwise, it is unknown which updates are persistent in the failure case, i.e., reached the persistence domain. This can fatally corrupt the data. Traditional techniques to address this problem are shadowing, copy-on-write, and logging (see Sect. 3.1).

Aims. Inserting or removing elements from trees, for example, often requires a sequence of operations, such as tree rotations (see Sect. 5.1). We want to support such complex data structure updates atomically ‘in-place’. We directly update the data structure without shadow copying but with a redo log of *constant size* independent of the size of the overall data structure. The structure and actual size of such a constant-size redo log depends on the particular data structure and operations to be supported. In Sect. 6, we show some examples for Red-Black Trees and AVL Trees.

Approach. In general, we split an operation to be performed on a complex data structure into a sequence of smaller operations, which we execute in micro-transactions (μ -Tx) until the whole operation is finished. We want to be able to identify the ongoing operation (insert or remove), detect the progress in that operation, perform updates atomically, minimize the size of the redo log, and guarantee that all accepted operations will eventually complete. We need the following components (see Figure 6): (1) the primary data structure D of potentially dynamic size that we want to update, (2) a redo log L of constant size, and (3) a state machine M with \mathcal{S} states describing the sequence of updates on D and L . D and L can be seen as disjoint sets of byte ranges. D , L , and the current state of M are stored in NVRAM.

For non-trivial updates, the idea is to establish a two-step mode of operation repeatedly: First, persist all information that are required to perform the operation on D in the redo log L . Afterwards, perform the operation and persist it. Each step is idempotent until the next micro-transaction begins. To separate them from each other, a state variable is updated atomically between steps to indicate which step finished last.

The current state of the state machine indicates whether the data structure is clean for performing the next read or write or if it is currently performing an ongoing concurrent operation. In this case, any upcoming read, insert, or remove request has to wait. We reject concurrent operations with locks (see Sect. 10) as our transaction approach cannot handle concurrent accesses by itself. Otherwise, they may corrupt the data structure [20].

Each state transition of the state machine (see Figure 1) performs a sequence of writes followed by a mechanism to make the writes persistent—an epoch [17]. A state transition either updates D or L and then updates the current state atomically. Thus, it consists of two epochs. We require all state transitions to be idempotent. If a transition updates D , there must be enough information in L to be able to redo the operation. If it updates L , there must be enough information in D and L to redo the operation, i.e., D can be the redo log for

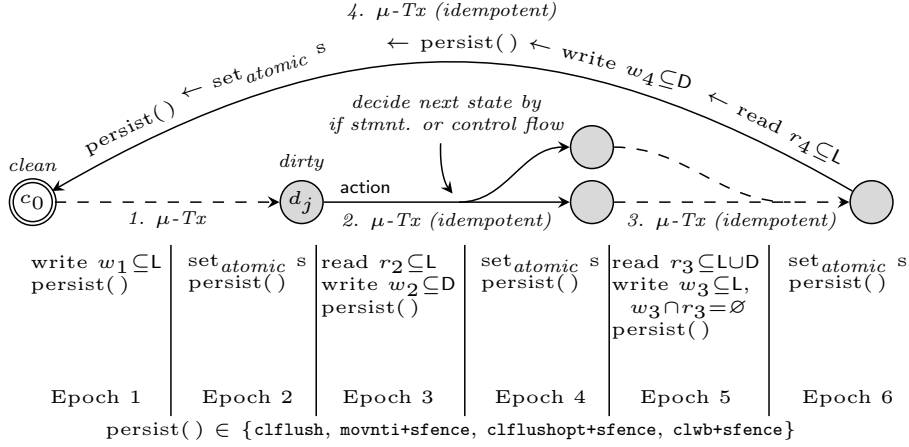


Figure 1: $\mu\text{-Tx}$ in a state machine with clean and dirty states working on a constant size redo log L , a complex data structure D of arbitrary size, and the state variable s .

L . Switching the roles of the two components during an ongoing transaction is uncommon for traditional databases, but it is one of the fundamental concepts of our approach. Idempotence of state transitions facilitates applying non fail-safe atomic updates consistently.

State transitions. A transition from the current state s_i to a direct successor state s_j is split into two steps: (a) an epoch updating D or L and (b) atomically making s_j the current state. We discuss in Sect. 4.2 our approach for identifying and atomically changing the current state. If a client succeeds in updating D or L , it tries to make s_j the current state. When the client fails to complete the first step, s_i remains the current state. If the client finishes the epoch and fails to make s_j the current state, s_i also remains the current state. So, any attempt to perform a state transition may fail. As all update operations resp. epochs are required to be idempotent, a state transition can be blindly retried arbitrarily often. Given enough progress, it will eventually succeed. It will never abort.

To be able to precisely track progress and detect failures, we divide the states \mathcal{S} into disjoint sets of clean states \mathcal{C} and dirty states \mathcal{D} , such that $\mathcal{S} = \mathcal{C} \cup \mathcal{D}$ and $\mathcal{C} \cap \mathcal{D} = \emptyset$. If the state machine is in a clean state, clients can read D or start a new transaction. If it is in a dirty state, a transaction is ongoing and it has to be finished first.

Recovery. Recovery is agnostic to the ongoing operation. In case of a power failure, we can always identify the current state at all times. If we recover in the clean state, there was either no accepted operation or an operation completed that did not return to the client before the power loss. If we recover in a dirty state, we continue the current operation until we reach the clean state as all state transitions are idempotent.

For databases, recovery is separated from production, see Sect. 13. For recovery, databases have to analyze the logs and cleanup the damage caused by the crash. In our approach, we simply continue the ongoing operation. Recovery barely differs from production.

In contrast to shadowing and logging, the state machine approach is less affected by failures. When it reached the first dirty state, it can guarantee the client that the operation will eventually succeed. The first state transition accepts the operation and the following ones perform the operation. Shadowing can only guarantee success after completion. We can identify the kind of operation uniquely by the current state. Different operations will use disjoint sets of dirty states. If the machine is in a clean state, there is no ongoing operation.

The recovery cost is negligible. We might lose one epoch, which we have to repeat. The next process can continue where the last process crashed. For comparison, NV-Trees [65] only store the leaves in NVRAM. On recovery, they have to recompute the inner nodes.

4.1 Overhead

There is a trade-off between the number of states and the size of the redo log. Larger state machines tend to have smaller logs. Less information is needed to make state transitions idempotent. However, they require more state transitions and flushes. Smaller state machines will need larger logs and require fewer state transitions and flushes.

The smallest state machine with one clean and one dirty state akin to traditional transactions in databases has no constant size redo log. Remove for AVL Trees has in the worst case $\mathcal{O}(\log n)$ balancing operations, which cannot be executed in-place. All balancing operations require logging, see Sect. 5.4. Thus, the minimal state machine with two states has no constant size redo log. For remove with AVL Trees, the log's size is a function of the depth of the tree. In our approach, it suffices to provide enough space in the redo log to make state transitions idempotent. The complexity of state transitions is independent of the size of the data structure.

There are operations that imperative code implements in-place, such as tree rotations, updating pointers, and updating loop counters. These operations are not idempotent and have to be split into two state transitions. The smallest state machine with a constant size redo log depends on the complexity of the algorithm. Note that both state machines for AVL Trees are larger than the two for Red-Black Trees. AVL Trees are stricter balanced. Furthermore, the remove state machine for AVL Trees is larger than the one for insert (35 vs. 24 states).

Despite all state transitions being idempotent, there are two strategies for re-executing an interrupted state transition: (a) blindly re-executing it and (b) analyzing the progress made before the crash and only executing missing parts. In our implementation, we used the former strategy. The number of stores per state transition is small. A single rotation needs two state transitions with three stores each. The gain of the latter strategy would be negligible. For store intensive state transitions, like, e.g., writing a GiB of data, the latter would be more efficient than the former.

4.2 Maintaining the Current State

State change operations have to be either fail-safe atomic or use a state machine, otherwise we can reach unintended resp. unreachable states.

We use a global state variable of 7 bytes that stores the current state and is updated atomically with CAS operations. This means that the number of states is limited to 2^{56} . When 2^{56} states are insufficient, we create a state machine where D is a variable with more than 56 bits. However, the number of executable state transitions is not bounded by the 7 byte limit. Unfortunately, this approach does not allow reliably detecting whether the state machine made progress. Even if the state variable did not change between two reads, the state machine may have transitioned through several states in the meantime ending in the original state again. Supporting detection of progress would require an approach based on arbitrary precision counters, which is unfortunately challenging with NVRAM.

4.3 Detectable Execution

The *detectable execution* property was introduced by Friedman et al. [21]. A data structure with this property can, upon recovery after a crash, detect for each operation executed during the crash whether it completed or aborted. This property is necessary to execute operations exactly once.

To fulfill this property, additional state provided by the client is required. The operation has to go through three steps: (1) announced, (2) accepted, and (3) done. The client has to durably store its intent to execute an operation (step 1). Then it can move the state machine from the clean state into the first dirty state (the operation is accepted) and durably store that the operation is accepted (step 2). Finally, the client traverses the state machine until it reaches the clean state again and durably marks the operation as done (step 3).

If a crash happens before step 1, the operation was never intended to be executed. If the crash happens between step 1 and step 2, the state machine is either in the clean state or the first dirty state. Thus, the operation did not happen yet. If the crash happens between step 2 and step 3, the state machine is either in a dirty state or the clean state. When it is in a dirty state, the operation did not finish. If it is in the clean state, the operation finished, but the client did not update the state. If the state machine is after step 3, the operation finished. Thus, we can support exactly once semantic. We did not implement this approach and the evaluation in Sect. 12 does not consider it.

For systems based on shadow copying, it is challenging to support this property. Updates become only visible with the last atomic pointer update. Intermediate steps cannot be detected. Even if the client durably stored its intent to perform an operation, there are no visible events that allow distinguishing between success and failure after the crash. For a no-op operation, we cannot detect whether it succeeded or not. The updated value does not change and we cannot use the value change to distinguish between success or failure.

4.4 Durable Linearizability

According to *durable linearizability* introduced by Izraelevitz et al. [30], operations have to become durable before they return. In case of a crash, all previously completed operations remain completed. Operations started before the crash may be visible, because they progressed enough but did not return. The concept preserves important properties from linearizability, composability, and non-blocking progress [25, 2, 53].

In contrast, *buffered durable linearizability* [30] only requires operations to be persistently ordered before they return. After a crash, the data would still be persistent but not necessarily up to date.

In our approach, all operations start at the state transition the last operation finished. They start from the clean state, traverse the state machine, and return to the clean state before they return. The current state of D represents the execution resp. history of all previously completed μ -Tx. If the state machine is in a dirty state after the crash, an operation started but did not return. Given enough progress, the state machine might be in the clean state after the crash, but it did not return before the crash. Thus, our approach supports durable linearizability.

5 Self-balancing Binary Search Trees

Binary search trees are a widely studied topic. They serve as a research vehicle for theoretical computer science and have many applications in practical systems.

5.1 Red-Black Trees

Red-Black Trees [24, 18] are half-balanced binary trees. They have the following properties: (a) each node is colored either red or black, (b) all children of red nodes are black, and (c) every path from a given node to its leaves has the same number of black nodes. Violating property (b) or (c) is called a *red violation* or *black violation*, respectively. The shortest possible path from a given node to its leaf has all black nodes. The longest possible path from a given node to its leaf alternates between black and red nodes with twice the length of the shortest possible path. Thus, Red-Black Trees are called half-balanced [42]. Our root is always colored black to prevent red violations (property (b)) between the root and its children. Insert, remove, and lookup are all in $\mathcal{O}(\log n)$.

We focus on insert and remove as lookups are not of particular interest regarding failures. We use top-down algorithms, which start at the root and walk down the tree. They will always insert (add) or remove a leaf object. On the way down, they anticipate and repair red and black violations. This relies on node recoloring and tree rotations. In case of a failure, recoloring is trivial to repair—we verify the Red-Black Tree properties and recolor the nodes as necessary. Failures during tree rotations are more challenging, because they might fatally damage the tree and risk losing sub-trees. Thus, tree rotations have to be performed atomically (see Sect. 5.4).

5.2 AVL Trees

AVL Trees [1] are balanced binary trees. In contrast to Red-Black Trees, they are height balanced. For each node, the heights of the subtrees of its two children differ at most by one. Red-Black Trees store a color in each node to support the balancing scheme. AVL Trees store two bits in each node—the balance. It is either -1, 0, or 1 depending on the comparison of the height of the subtrees. AVL Trees also rely on tree rotations for balancing. Insert, remove, and lookup are all in $\mathcal{O}(\log n)$.

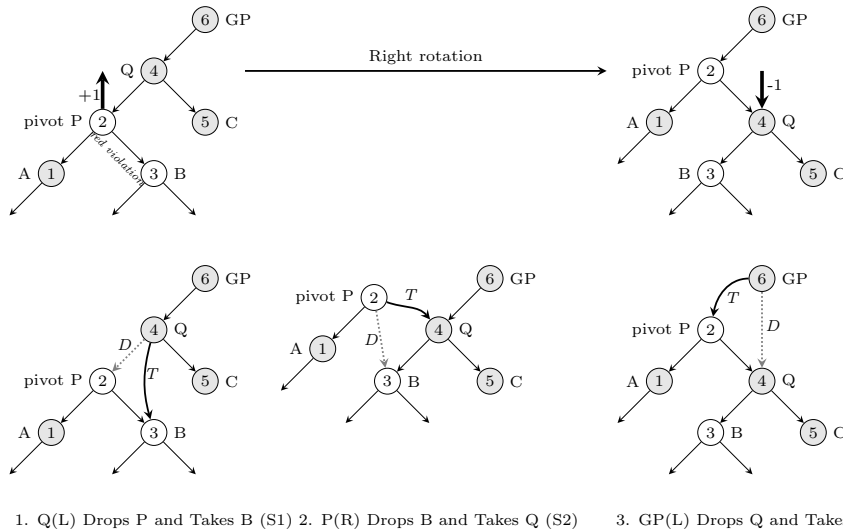


Figure 2: Right rotation with red (white) and black (gray) nodes. Nodes/Roles (A, B, C, pivot P, Q, and GP) and keys (1, 2, 3, . . . , 6). P is promoted and Q is demoted. Nodes drop (D) and take (T) children.

Knuth [31] describes a top-down algorithm for insert with $\mathcal{O}(1)$ single or double rotations on average [36]. It walks down the tree and inserts the new node at the bottom. On the way down, it records the positions, which have to potentially be rebalanced. Additionally, it adapts the respective balance factors.

Remove deviates from the algorithms described so far. It also requires $\mathcal{O}(1)$ balance operations on average, but it can need up to $\mathcal{O}(\log n)$ balance operations [59]. It must walk back up to balance the tree. B and B+ trees [8, 16, 9] use a similar concept. If a node is full, they split the node and walk up the tree.

The imperative C code from Julianne Walker² uses a stack of size $\mathcal{O}(\log n)$ for remove. This violates our aim that the redo log is constant size. On the way down, we store pointers to parents in the nodes, which can be used to walk back up the tree as needed. In general, it shows a limit of our approach. Algorithms that need auxiliary space larger than $\mathcal{O}(1)$ in the log cannot be directly supported when the log must remain of constant size. Here, we used the common technique of storing pointers to parents in the nodes. We discuss this problem in more in detail in Sect. 15.

5.3 Weight-balanced trees

Red-Black Trees and AVL Trees use the height of sub-trees as a balancing criterium. Weight-balanced trees [41, 26] store the number of nodes in its sub-trees in each node. A node n is α -weight-balanced if $\text{weight}(n.\text{left}) \geq \alpha * \text{weight}(n) \wedge \text{weight}(n.\text{right}) \geq \alpha * \text{weight}(n)$. A larger α makes a tree more balanced. Weight-balanced trees also rely on tree rotations for balancing.

²http://eternallyconfuzzled.com/tuts/datastructures/js_tut_rbtree.aspx.

5.4 Tree Rotations

A common balancing technique in binary trees are tree rotations [55]. Tree rotations preserve the order of nodes, but change the shape of the tree for rebalancing. Figure 2 shows an example for a right rotation with Q as the root of the rotation, P as pivot (the left child of Q), and GP as grandparent of P. The rotation increases the height of the tree under the pivot by one and decrease the height of the tree under the root by one. Additionally, it solves a red violation between the pivot (②) and B (③). A left rotation works vice versa. The order of keys (1, 2, 3, ..., 6) and thus the order of nodes remains unchanged.

For the right rotation, Q replaces its left child (the pivot) with B. The pivot replaces its right child (B) with Q. The GP replaces its left child (Q) with the pivot. The three nodes pass the ownership, the parent relation, around. This leads to the tree rotating around the GP.

Atomic Tree Rotations for NVRAM For NVRAM, the ownership changes are implemented with stores (S1-S3). S1 for updating Q's left child, S2 for updating the pivot's right child, and S3 for updating GP's left child. If the ownership changes are performed partially, i.e, the pivot drops the link to B and Q does not take ownership of B, we lose sub-trees and can create cycles, as the following analysis shows:

<i>S1</i> and <i>S3</i>	fail	→	No link to pivot P.	
<i>S1</i> and <i>S2</i>	fail	→	No link to B.	Cycle: Q and pivot P.
<i>S2</i> and <i>S2</i>	fail	→	No link to Q.	
<i>S1</i>	fails	→	No link to pivot P.	
<i>S3</i>	fails	→	No link to Q.	
<i>S2</i>	fails	→	No link to B.	Cycle: Q and pivot P.

GP, Q, and the pivot have to be updated atomically. Otherwise, the tree will lose sub-trees and becomes invalid. Logging the insert resp. delete request would not be sufficient. Shadowing would copy Q and the pivot node, update them, and atomically update the pointer of the grandparent pointing to the new pivot. In our approach, we copy pointers to Q, the pivot, and B to the redo log in a first step and then update Q, the grandparent, and the pivot in a second transaction.

6 Implementing binary trees with μ -Tx

In the following, we describe how to implement Red-Black Trees (RBTs) in NVRAM. The major challenge is to convert the RBT insert and remove algorithms into state machines with idempotent state transitions. For AVL Trees, we use the same concepts. For didactic and brevity reasons, we focus on RBTs in the following.

6.1 Creating the state machine

In the following, we outline how to create the state machine. For this paper, we build them manually following the techniques described below. Building a tool that automatically converts an algorithm into a state machine with idempotent state transitions is beyond the scope of this paper.

```

1 void insert(root, key, value) {
2   if (root == nullptr) { // the first node
3     root = new Node(key, value); // A1
4   } else { // initialize pointers and iterators
5     Node head; // A2
6     Node *it, *parent, *grand, *grandgrand = nullptr;
7     parent = &head;
8     it = parent->right = root;
9     Direction dir, last; dir = Left;
10    while(true) {
11      if (it == nullptr) { // insert the new node here
12        parent->dir = it = new Node(key, value); // A3,A4
13      } else if (isRed(it->left) and isRed(it->right)) {
14        // recolor
15        it->color = Red; // A5
16        it->left->color = it->right->color = Black;
17      }
18      if (isRed(it) and isRed(parent) // need rotation?
19          rebalance(grandgrand, grand, last); // A6,A7,A8,A9,A10,A11
20      if (it->key == key) break; // key exists already
21      // traverse one level down the tree
22      last = dir; dir = (it->key < key) ? Right : Left; // A12
23      grandgrand = grand;
24      grand = parent; parent = it;
25      it = it->dir;
26    }
27    // update root
28    root = head.right; // A13
29  }
30  // ensure the root is black
31  root->color = Black; // A14
32 }

```

Figure 3: Top down insert based on Guibas and Sedgewick [24] and J. Walker.² The labels show the state of the state machine in Figure 6.

As a first approximation, the imperative algorithm is converted into a control-flow graph [4] with basic blocks. The nodes represent basic blocks resp. state transitions and edges represent states. If a basic block is not idempotent, it has overlapping read and write sets and has to be split into two. The first block writes data into the redo log and the second block updates data in-place. This process has to be iterated until all state transitions are idempotent.

For example, a tree rotation updates pointers in-place. Its read and write sets overlap. The overwritten values, which can be determined by alias analysis [3], have to be stored in the redo log first before the actual rotation is performed.

While creating the state machine and its redo log, we tried to find a balance between convenience and the log’s size. Minimizing the log’s size is equivalent to the register allocation problem [45]. An example for the flexibility in design are double rotations. They could be expressed as two single rotations (4 state transitions, space for 3 pointers in the log) or as one double rotation (2 state transitions, space for 6 pointers in the log). Trivial control-flow can often be hidden in state transitions, like, e.g.,

```
Direction dir = (it->key < key) ? Right : Left;
```

6.2 Insert

Guibas and Sedgewick [24] introduced top-down approaches for inserting and removing key-value pairs for dichromatic trees, see Figure 3. As they are top-down algorithms, they do not require keeping a stack, but only keep a few pointers

up the tree—the iterators. They are mainly used for playing the roles/anchors in tree rotations. They also use a fake head node to simplify corner-cases. We derived insert and remove (Figure 3 and 4) from Julianne Walker,² who uses the same concepts. To avoid black violations, we insert the new node as a red node at the bottom. However, inserting a red node can yield red violations, which can be resolved by promotions [58], i.e., color flip, single, and double rotation.

Inserting a node into an empty tree from the clean state C is trivial ($C \rightarrow A1 \rightarrow C$). Otherwise, we initialize helpers with the `init` transition (lines 6–9; outgoing edges from $A2$). If a leaf node is reached, we insert the new node (line 12; $A3 \rightarrow A4$). Otherwise, we might need to flip colors (lines 15–16), which can be done in one state transition, because setting a new color is idempotent (outgoing edges of $A5$).

The `rebalance` function (line 19 in Figure 3) performs single or double rotations between the grand and grand grandparent. Single rotations are converted into two state transitions: one for logging and one for executing the rotation (Figure 6, $A10 \rightarrow A11 \rightarrow$ either $A12$ (to continue) or $A13$ (key was found)). Double rotations need four state transitions accordingly ($A6 \rightarrow A7 \rightarrow A8 \rightarrow A9$).

Lines 23–25 descend the iterators one level down the tree (outgoing edges of $A8$) to close the loop. In Sect. 8, we show how to update the iterators with fewer state transitions and persist operations in some cases. Finally, the root is set and colored black (lines 28–31; $A13 \rightarrow A14 \rightarrow C$).

The log’s size (4 cache lines of 64 bytes each) is independent of the size of the tree (see Figure 6). Its main components are the key, the value, the iterator, the parent, and the grandparent. In addition, it keeps some space for redo logging, e.g., `Dir`, `TmpNode`, and `Sp`. The direction on the way down the tree (`Dir`). A temporary node for tree rotations (`TmpNode`). An anchor node on the way down the tree for remove in RBT (`Sp`). The majority of the space would also be needed for non-persistent insert operation. Note that the log does not keep a stack of size $\mathcal{O}(\log n)$. Instead, it suffices to keep a few pointers up the tree.

6.3 Remove

While the algorithm for remove (Figure 4) looks more complex than for insert (Figure 3), its state machine in Figure 6 is simpler than the one for inserting. The control flow graph for remove is simpler and consists of a single nested `if` statement. In each iteration, the state machine can jump into exactly one place. In contrast, the inner part of the insert algorithm contains two nested `if` statements. It allows jumping into two cases resulting in a more complex state machine.

After the basic initialization, lines 11–14 move the iterators one level further down the tree. It uses the even-odd optimization described in Sect. 8, so that all outgoing edges of $R1$ update the iterators. The single rotation in line 19 uses $R2 \rightarrow R3$. The color flip in lines 27–29 is idempotent. Thus, a single state transition from $R5$ suffices. The same applies to the color correction in lines 35–37 represented by $R12$.

The balance operation in line 33 either executes a single rotation ($R6 \rightarrow R7$) or a double rotation ($R8 \rightarrow R9 \rightarrow R10 \rightarrow R11$).

```

1 void remove(root, key) {
2   if (root == nullptr) return; // empty tree
3   // initialize pointers and iterators
4   Node head; // C0
5   Node *it, *parent, *grand, *found = nullptr;
6   Direction dir = Right;
7   it = &head;
8   it->right = root;
9   while (it->dir != nullptr) {
10    // traverse one level down the tree
11    Direction last = dir; // R1
12    grand = parent;
13    parent = it;
14    it = it->dir;
15    dir = (it->key < key) ? Right:Left; // direction?
16    found = (it->key == key) ? it:found; // found?
17    if (not isRed(it) and not isRed(it->dir)) {
18      if (isRed(it->(!dir))) { // single rotation
19        parent = parent->last = single(it, dir); // R2,R3
20      } else if (not isRed(it->(!dir))) {
21        Node *s = parent->(!last); // R4
22        if (s != nullptr) {
23          Direction dir2 =
24            (grand->right == parent)? Right : Left;
25          if (not isRed(s->left) and not isRed(s->right)){
26            // recolor
27            parent->color = Black; // R5
28            s->color = Red;
29            it->color = Red;
30          } else if ((grand != nullptr) and
31            not((grand==&head) and (dir2==Left))){
32            // rotate?
33            rebalance(grand, parent, s, last); // R6,R7,R8,R9,R10,R11
34            // recolor
35            it->color = g->dir2->color = Red; // R12
36            grand->dir2->left->color = Black;
37            grand->dir2->right->color = Black;
38          } } } }
39   if (found != nullptr) { // unlink and delete
40     found->key = it->key; // R13,R14
41     Direction dirL = (parent->right == it) ? Left:Right;
42     Direction dirR = (it->left == nullptr) ? Right:Left;
43     parent->dirL = it->dirR;
44     delete it;
45   }
46   // update root
47   root = head.right; // R15
48   root->color = Black; // ensure the root is black
49 }

```

Figure 4: Top down remove based on Guibas and Sedgwick [24] and J. Walker.² The labels show the state of the state machine in Figure 7.

6.4 Common state for Trees on NVRAM

The tree (Figure 5) is represented as a fixed-length array of tree nodes. Pointers to nodes are thus indices into the array, so that the pointers remain valid when the array is mapped to a different base address after a crash. The first element is reserved for the special head node in the insert and remove algorithms. The node data-structure is shared by Red-Black Trees and AVL Trees. The `Co1` (the color) field is used for RBTs. `Up` (up pointer), `Dir` (direction from parent), and `Bal` (the balance) are exclusively used for AVL Trees. `Up` and `Dir` are needed to walk the tree back up again, see Sect. 5.2.

The programming model for NVRAM requires the tree to be a fixed-length array [57]. The size of mmapped files for NVRAM cannot change. Increasing the

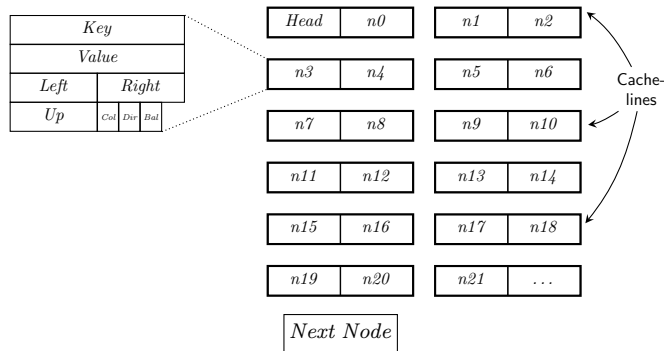


Figure 5: Tree-nodes occupy 31 bytes aligned to 32 bytes, tree-pointers need 4 bytes, keys and values require 8 bytes each, and directions (*Dir*), the balance (*Bal*), and colors (*Col*) take one byte each. The **Next Node** fills 7 bytes aligned to 8 bytes.

tree’s size further would require adding additional fixed-length arrays. The index type would need to be updated accordingly (from `IdxType` to `(ArrayIdxType, IdxType)`).

To support allocating new tree nodes after a crash, we use the *Next Node* structure—a `uint56.t`. It stores the index of the next free array element. Note though, we did not implement garbage collection. Despite a client releasing a node, it cannot be used anymore. We only allocate from the head and do not maintain free lists.

NVRAM-aware garbage collection and dynamic node allocation is provided with Makalu [10], `nvm_malloc` [51], and `PAllocator` [43]. They could be used for our tree data structure. The state and next node variable have to be updated with atomic CAS operations. All other updates can use non-atomic stores, because we can do redo logging.

6.5 State for Red-Black Trees on NVRAM

The main data structures to manage an RBT are stored in NVRAM: the tree, the log, the state variable, and the next node (Figure 5 and Figure 6). For concurrency control, we additionally maintain a multi-reader single-writer lock in volatile memory (see Sect. 10).

The log is structured into four parts, each fitting into a single cache line: data for the root node and the request to perform, data to redo the current state transition, and even and odd data structures (see Sect. 8 for more details on this) for traversing the tree.

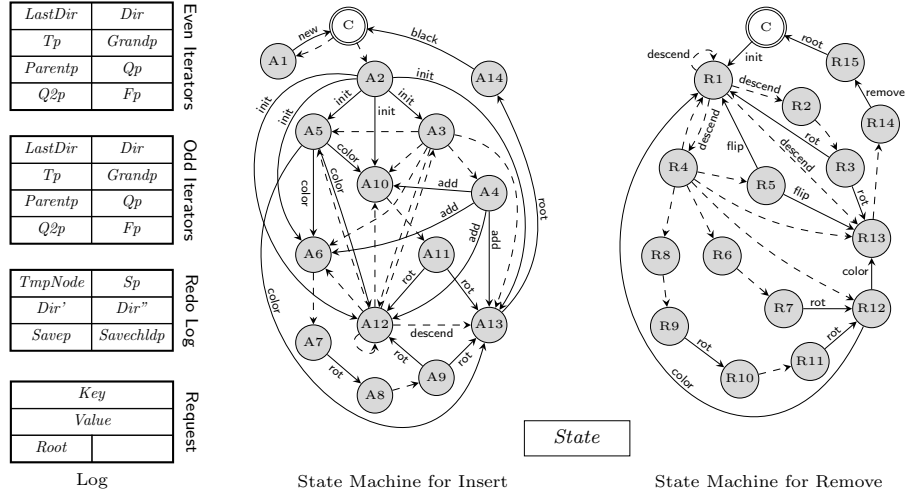


Figure 6: NVRAM data structures and state machines for insert and remove for Red-Black Trees with 15 (insert) and 16 (remove) states (rot=rotation, init=initialize variables, add=insert new node, remove=remove a node, descend=one step down the tree, root=update root, color=recolor nodes, black=color the root black). Dashed edges flush to the log. The State fills 7 bytes aligned to 8 bytes.

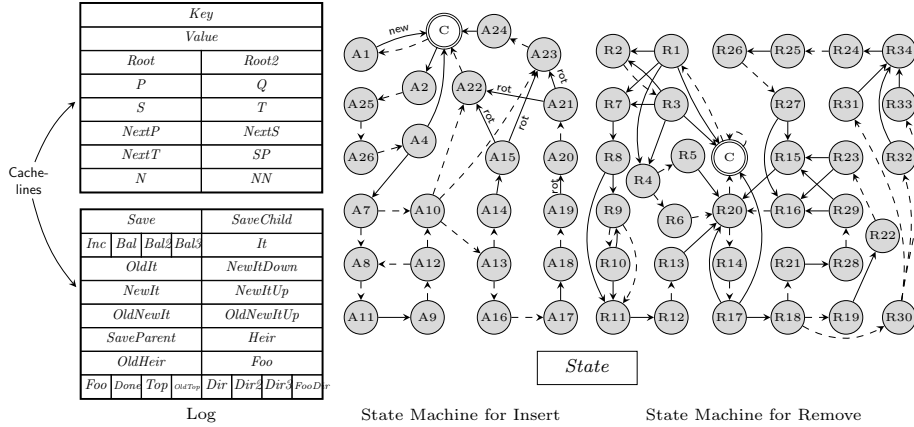


Figure 7: NVRAM data structures and state machines for insert and remove for AVL Trees with 24 and 35 states. Dashed edges flush to the log. The State fills 7 bytes aligned to 8 bytes.

6.6 State for AVL Trees on NVRAM

The state for AVL Trees is similar to Red-Black Trees. While the log for Red-Black Trees occupies four cache lines, the log for AVL Trees fits into two cache lines. The overhead can mostly be accounted for the optimizations, see Sect. 8,

and the cache lines are only partially filled while the two cache lines for AVL Trees are completely filled. Spreading the data over more cache lines might improve performance further by reducing correlated cache misses, but such optimizations are beyond the scope of this paper.

7 Remote Persisting with a Software Agent

Clients efficiently access our Red-Black Trees and AVL Trees with passive target communication using RDMA. All buffers used for such communication have to be registered with the network card, which creates *remote keys*. Clients have to use remote keys to access the registered address range with RDMA operations. Revoking the key would deny the client to access the address space. To gain access to remote keys for address ranges with InfiniBand, clients have to establish a connection and query a software agent that we run on the server node. For each connection request by a client, the software agent creates two client-specific memory registrations: (a) mr_d and (b) mr_{nv} with read and write privileges.

Memory registrations allow revoking the access privileges of individual users. If a client starts a failure detector on c and the failure detector claims c to be failed, the client asks the software agent to revoke access privileges of c , i.e., it invalidates its remote key. This is a way to ensure client c cannot access the data any longer. The client can then safely release locks held by c . After a power loss, the DRAM region will be initialized with zeros. The locks lose their value as the remote keys became invalid and can safely be reset to not taken. Poke and Hoeffler [46] also use memory registration and InfiniBand’s QP mechanism to handle access rights, but fail to realize that locks, see Sect. 10, or atomic operations are required to prevent data-races.

As there is no hardware support for remote data persisting yet, the software agent also provides cache flushing as a service.

8 Optimizations

Figure 8 shows the epochs by category for inserting resp. removing 10^7 keys into Red-Black Trees. There are $\mathcal{O}(1)$ single and double rotations per operation on average and one color flip as can be expected [58]. Some categories reflect necessary steps for starting resp. completing operations, e.g., removing the found node, updating the root, initializing the variables for the search, and flushing the current command. While the cost for all operations is in $\mathcal{O}(\log n)$, the number of state transitions are dominated by shuffling the iterators for tree traversal.

As we cannot update the iterators in place, we need to use the redo log. The canonical approach requires for each loop iteration two state transitions (4 epochs). In the first, it flushes the old iterators to the log. In the second, it updates the new iterators to go one level deeper into the tree. Instead, we implemented an even-odd scheme. All iterators are stored twice to have disjoint read and write sets. In even rounds through the loop, the first set is written. In odd rounds, the second set is written. Thus, we need only one state transition and the previous iterators form the redo log to go one level down the tree. A set of iterators fits into a single cache line, which supports the even-odd scheme

and reduces flush costs. We use one bit of the state variable to store whether we are in an even or odd round:

```
struct SV {bool:1 Even{1},uint56_t:55 State{0}} EvenState;
```

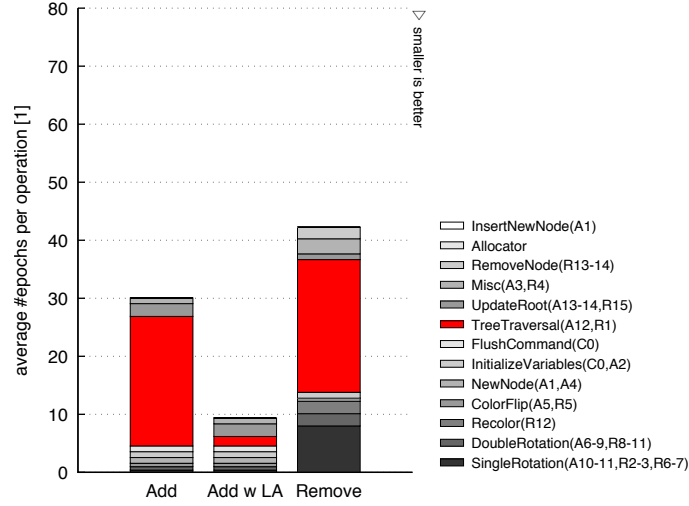


Figure 8: Average number of epochs for inserting resp. removing 10^7 keys in random order in Red-Black Trees.

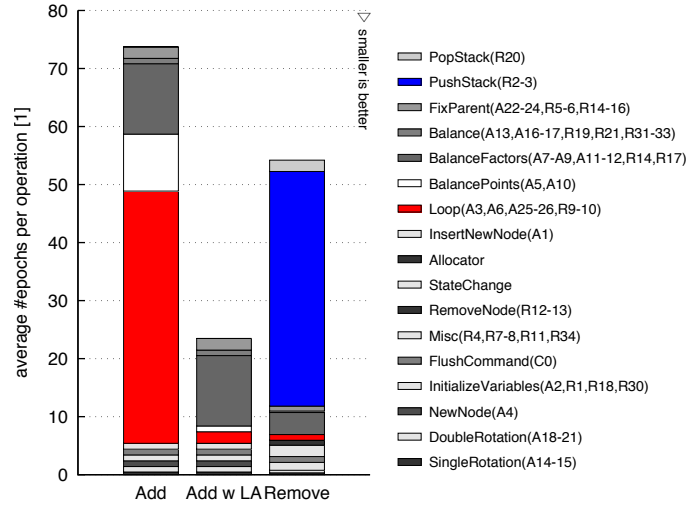


Figure 9: Average number of epochs for inserting resp. removing 10^7 keys in random order in AVL Trees.

If the next loop iteration does not perform any rotations or recoloring, it can be skipped. It does not change the tree. For inserts, we added *unlimited look-ahead* (LA): instead of going exactly one level down into the tree in each iteration, we progress the iterators directly to the next level that needs balancing or recoloring.

Figure 8 shows the average number of epochs, i.e., flushes for inserting resp. removing 10^7 keys in random order [35] into RBTs. Insert and remove are dominated by the tree traversal, but unlimited look-ahead (LA) almost eliminates the costs. Figure 9 shows the transitions for AVL Trees. Add is dominated by the loop walking down the tree. Look-ahead does not iterate through the loop. Remove is dominated by push stack, which stores in nodes the pointers to their parents. Again AVL Trees are more expansive than RBTs. In both experiments, keys are inserted on average in depth 21. The final Red-Black Tree has a depth of 29 and the AVL Tree has a depth of 28. It is balanced more strictly.

The AVL Tree insert algorithm [31] is split into two phases. First, it walks down the tree and searches the parent of the new node. On the way down, it saves two balancing points. In the second phase, it inserts the new node and uses the balancing points to rebalance the tree. The first loop can be replaced by two state transitions, because it is almost side-effect free—except for storing the balancing points. The approach is similar to the look-ahead for RBTs.

The AVL Tree remove algorithm is more challenging, because the loops walking down the tree store parent pointers in the nodes. Skipping loop iterations is challenging. The last loop walks up the tree and balances it. There are fewer opportunities for skipping iterations.

9 Implementation Details

The programming model for NVRAM [57] maps files into memory using `mmap`, which provides direct access (DAX) to the NVDIMM. Mapping a file again after a power failure may yield a different base address. So, all memory accesses have to be explicitly adjusted to the corresponding address range. This is necessary to consistently access the same data after a power loss. Makalu [10] is a persistent heap manager, which hides this problem from users.

For simplicity, we placed the log structure and the tree, an array of nodes, into different files. There are pointers between nodes and between the log and the nodes, which have to be adjusted to the base addresses. The following assignment is completely handled by the compiler.

```
log->root->left->color = log->save->right->color;
```

There are no means to either control or adapt the intermediate memory accesses. For NVRAM, we need to control all memory accesses. We have to map and adjust them to their respective locations in mmapped address ranges. For remote access, we need to know all addresses and intermediate steps to invoke put and get calls accordingly.

expression	mmapped file
<code>log->root</code>	log file
<code>log->root->left</code>	tree file
<code>log->root->left->color</code>	tree file
<code>log->save</code>	log file
<code>log->save->right</code>	tree file
<code>log->save->right->color</code>	tree file

The only feasible solution is to manage memory accesses by the user instead of the compiler. Thus, for memory accesses and persist operations, we wrote

our own embedded domain specific language (DSL) based on expression templates [60].

The DSL provides a declarative language for describing memory addresses including all intermediate steps—the path. Instead of using expressions such as `log->root->left->color`, we assign types to each memory address, e.g., `ColorInNode<LeftInNode<RootInLog>> address = {log};`. Each memory access can be seen as a path of intermediate memory accesses. The DSL allows programmers to describe memory accesses and persist operations declaratively while ignoring the peculiarities of the underlying programming model. For each memory access, the runtime maps the request to the corresponding object (log, nodes, next node, and state variable) and its associated mapped file. The access is applied to the address space with the offset adjusted accordingly. This allows development on machines with and without NVRAM and facilitates remote access. For local development, we simply use `malloc` to simulate mmapped files. For machines with NVRAM, we rely on the PMDK for mmapping. For remote access, we use PMDK to `mmap` files and UCX³ for communication with RDMA. Additionally, our DSL allows us to transparently experiment with different cache flushing and caching strategies. The runtime can map persist operations to the different persist operations described in Sect. 3.2. For remote access, we can cache the results of gets.

The following updates the key and value in the log:

```
WriteOp<typename LogAddress::Key, KeyValue> W1 =
    {LogAddress::Key(log), KeyValue(key)};
WriteOp<typename LogAddress::Value, ValueValue> W2 =
    {LogAddress::Value(log), ValueValue(value)};
flushOp(W1, W2);
```

`WriteOp` and `flushOp` are the customization points. Each `WriteOp` has a source and a destination memory location. It performs a read and a write. `flushOp` executes all write operations. As memory locations for read and write are described by paths, they have to be evaluated first. They may require a sequence of plain loads for local access or gets for remote access. Each `WriteOp` could execute the assignment followed by a `clwb` and the `flushOp` invokes an `sfence` to finish the epoch. For our tree code, the largest epoch (in AVLTree remove) invokes `WriteOp` nine times.

10 Multi-Reader Single-Writer Locks with f -fairness over RDMA

Data structures with concurrent writers can show greatly reduced performance [47]. Thus, we use multi-reader single-writer (mrsw) locks [19] to limit the number of concurrent writers. It is sufficient to store the mrsw-lock in DRAM, because after power losses remote keys become invalid (cmp. Sect. 7).

Two distributed lock servers based on RDMA were developed by Narravula et al. [40] and Chung and Zamanian [13] with similar designs. They both use atomic CAS and fetch&add to update the lock data structure (see top of Figure 10). In exclusive mode, the `excl` field holds the client’s process id (pid) [5]

³<http://www.openucx.org>

holding the lock. In shared mode, the *shrd* field holds the number of clients sharing the lock. The holders of the shared lock are anonymous, which hinders to identify failed lock holders and to get the lock back into exclusive mode. Thus, these designs are not well prepared for client failures. They also cannot guarantee fairness, because readers can always starve any writer trying to acquire the write-lock. Gerstenberger et al. [22] designed a similar lock for one-sided communication in MPI, but here even the holder of the write lock is anonymous. However, one could argue that as of today the behavior of failed nodes in MPI is deliberately unspecified. The same concepts are used for shared-memory as well. Bit-vectors (32-bit or 64-bit) are split into reader and writer parts and atomic operations are used to update the value [37].

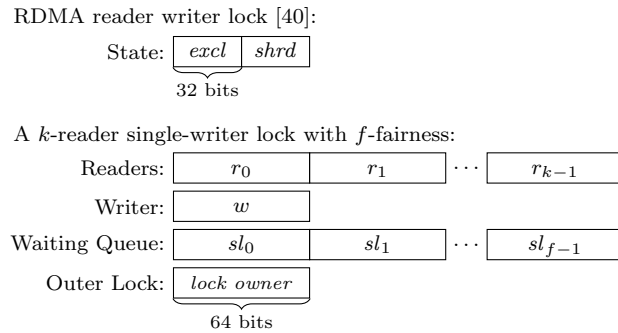


Figure 10: State for reader-writer locks with RDMA.

To tolerate client failures, all lock holders have to store their pid. A stored pid is the proof that the lock is taken. Our data structure’s design is shown in the bottom part of Figure 10. For a k -reader single-writer lock with f -fairness, we use an array of k 64 bit slots to hold the readers r_0 – r_{k-1} , one slot for the writer w , f slots for the waiting queue sl_0 – sl_{f-1} , and one slot for the outer lock (*lock owner*), which has to be acquired to modify the lock data structure itself. Each entry is either 0 or the pid of the respective client. Using the lock-holder’s pid to indicate whether a lock is taken allows clients to use failure detectors on lock-holders. If a client wants to acquire a taken lock, it can either be taken because of contention or because the holder failed. The client starts a failure detector on the lock-holder and retries to acquire the lock to cover both cases.

Fairness (equal share and no starvation) would require a waiting queue with sufficient capacity to hold all waiting clients, which is a theoretical but not a practical solution. A compromise is f -fairness with a waiting queue of length f . Clients in the queue are subject to fairness. They cannot overtake each other. The first node is always the next to acquire its desired lock. However, we cannot guarantee fairness for clients waiting to enter the queue.

When the desired lock becomes available, the process in the first slot of the queue takes the outer lock, takes the desired lock, copies the other members of the queue one step forward, sets the last element to zero, and releases the outer lock. All operations require atomic CAS operations, as a crash of the writing process during a non-atomic RDMA write may result in a slot with a valid pid of a process not intending to hold a lock.

Due to the 64 bit size limitation of remote atomics, it is not possible to

shift the complete queue in a single CAS operation. Therefore, the outer lock is needed to prevent other processes from interfering. During the shift, each process in the queue is always stored at least once in it—either in the old and/or new slot. If the shifting process fails, the fairness in the queue is preserved. On success, the last slot becomes zero and is available for the next client. Entering the queue does not require holding the outer lock. It is a CAS with a zero entry, which may fail. A process holding a read or write lock can release it at any time by zeroing its slot. It does not have to acquire the outer lock beforehand.

11 Simulating Power-Failures

To validate our implementation, we simulate power failures by killing processes with `SIGKILL` following the approach used by NV-Heaps [14]. We start a process doing insert resp. remove operations. At a later time, we kill the process. Similar to a power failure, we lose all transient data. As the process and thus the mmapped address range does not exist anymore, dirty cache lines cannot be written back. The process could have been killed at any instruction of any state transition. Afterwards, we start a new process that recovers the current state and progresses to the clean state. The two processes actually use the same code. While the former assumes that it is in the clean state, the latter actually reads the current state from the file.

The testing revealed an issue with idempotence. We killed a process during a tree rotation. The recovery process obviously executed the tree rotation again, but tree rotations were not idempotent at that time. As discussed in Sect. 5.1, failures during tree rotations can lose sub-trees. The challenge with tree rotations is that they read and write the same memory locations. In the example, we could lose access to Q, the pivot, or B. To make them idempotent, we have to store all read values in the redo log. Thus, we have to keep pointers to all three of them in the redo log to separate the read and write sets. Since then, we have run more than 2,000,000 tests without revealing any further issues.

12 Evaluation

For all experiments with NVDIMM-N and Infiniband, we used one server with two Intel Xeon Gold 6138 and one server with two Intel Xeon Silver 4116 CPUs. Each server has 192 GiB main memory and two 16 GiB NVDIMM-N. They are connected with an InfiniBand FDR network (ConnectX-3). We used CentOS 7.5, Clang 6.0.0, PMDK 1.5.1, and UCX 1.5.

For each measurement, we report the median among 1,000 samples. The 99 percent confidence interval (CI) is always within the 1.5 percent of the reported medians. Extremely short runs show slightly larger percentages.

Red-Black Trees and AVL Trees are self-balancing binary search trees. Each node has at most two children. There are no high radix variants. They do not amend themselves to the optimizations commonly used for B and B+-trees. Red-Black Trees and AVL Trees are simply not competitive. Our contributions are not in the area of optimizations for speed, but we designed a new transaction system with $\mathcal{O}(1)$ log-space, in-place updates, and RDMA. Thus, we did not compare the performance of our implementation with highly optimized B+-

trees. We want to analyze our optimizations and the scalability of our approach itself. We used the data structures as shown in Figure 6 and Figure 7. The constant-size redo logs were used for trees from 0 to 10^7 nodes.

12.1 Local Performance for Red-Black Trees and AVL Trees with NVDIMM-N

For all local experiments, we used the Xeon Gold. As Figure 6 shows, sequences through the state machine often alternate between flushing to the log and reading the log back to update the tree. This concept is needed to facilitate idempotent updates of the tree. This style of micro-transactions performs well with persistence mechanisms based on write-backs without invalidation and can take full advantage of cache hierarchies. According to Intel Corp. [28], `clwb` should show such behavior, but our evaluation shows no significant differences between `clwb` and `clflushopt`—neither in micro-benchmarks nor in the shown Red-Black Tree and AVL Tree benchmarks. `clflush` is consistently slower than `clwb` and `clflushopt`.

For all local benchmarks, we varied the number of keys inserted into empty trees. The range covers 10 to 10^6 . Keys were inserted in random order. For remove, we re-used the filled tree and removed all items in a different random order.

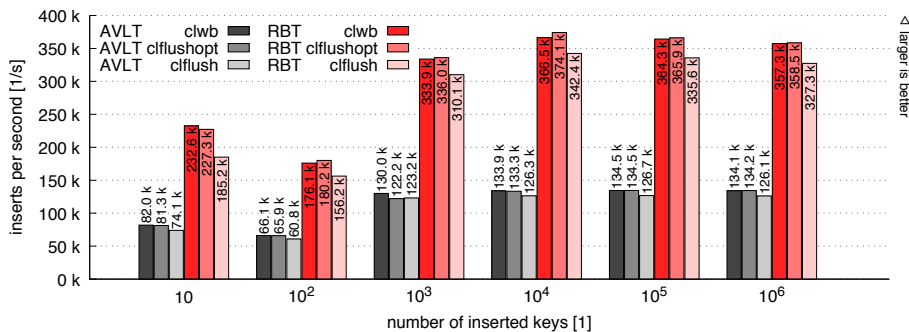


Figure 11: Insert throughput for Red-Black Trees and AVL Trees both with look ahead with NVDIMM-N.

For small trees, the performance is worse than for larger trees, cmp. Figure 11. For trees larger than 100 keys, the performance stabilizes. It could be due to the fact that for small trees insert operations touch a larger share of the tree, i.e., they flush out a large part of the tree. For larger trees, large parts of the tree remain untouched and can be accessed without cache misses in the next operation. If you insert a key on the left side, it will evict parts of the tree on the path down from the caches. If the next insert is on the right side, there will be only a low number of cache misses. If the tree is small, the two paths will overlap and cause more cache misses.

According to Tarjan [58], Red-Black Trees and AVL Trees only need $\mathcal{O}(1)$ balance operations per insert on average. With the optimizations described in Sect. 8, we almost eliminate the logarithmic part of the insert operation. As expected, the insert costs are independent of the size of the tree. It also shows

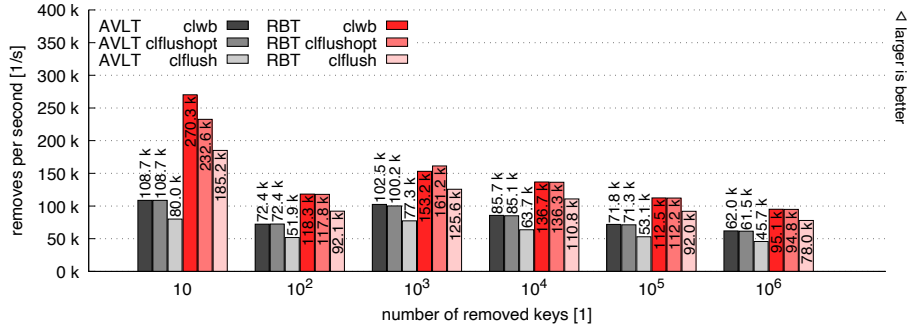


Figure 12: Remove throughput for Red-Black Trees and AVL Trees both without look ahead with NVDIMM-N.

again that Red-Black Trees are faster than AVL Trees. Red-Black Trees might reduce the costs for insert by leaving the trees less balanced than AVL Trees, see Sect. 5. Despite Cormen et al. [18], Adel’son-Vel’skii and Landis [1] suggesting that the throughput should decrease with the depth of the tree, we can keep it constant.

The costs for remove are much higher than for insert, cmp. Figure 12. Note that we only tried to optimize insert operations. The expected costs per remove are $\mathcal{O}(\log N)$. Red-Black Trees and AVL Trees perform $\mathcal{O}(1)$ balance operations per remove on average. As expected AVL Trees are slower than Red-Black Trees. The gap is much smaller.

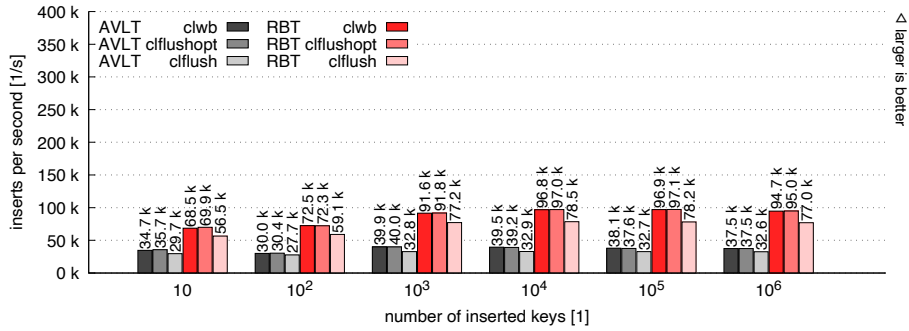


Figure 13: Insert throughput for Red-Black Trees and AVL Trees both with look ahead with Intel Optane.

For the evaluation of their RBT code Wang et al. [63] simulated NVDIMM, STT-RAM, and PCM. For insert with 10^6 resp. 2^{10} keys, they achieved: 666,666, 166,666, and 52,600 inserts per second. It shows that the workload is latency sensitive. For simulating NVDIMMs, they used plain DRAM. Our hardware setup differs from theirs, but our NVDIMM-Ns run at a lower clock than DRAM. With close to 400,000 inserts per seconds for RBTs, we are close despite a completely different approach. Our AVL Trees are slightly slower because they keep the tree more balanced and thus require more epochs.

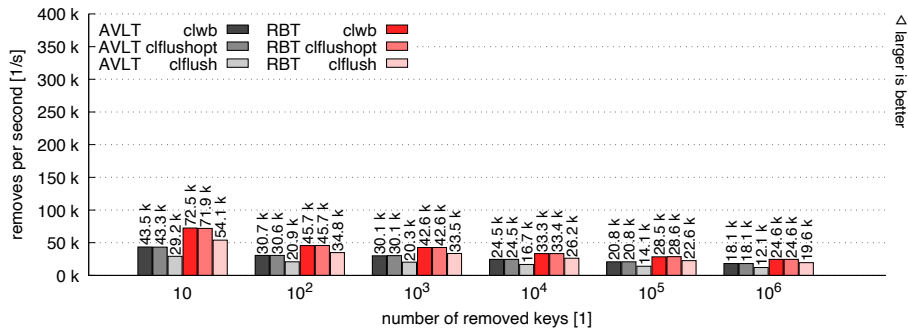


Figure 14: Remove throughput for Red-Black Trees and AVL Trees both without look ahead with Intel Optane.

12.2 Local Performance for Red-Black Trees and AVL Trees with Intel Optane

For the experiments with Intel Optane, we used one server with two Intel Xeon Platinum 8260L CPUs. It has 3 TB Apache Pass. We used CentOS 7, GCC 9.1, and pmdk 1.7.1.

According to [29, 64] Optane has a three times higher latency than DRAM in idle mode. Under load, the latency and bandwidth depends on the access pattern. While the shape of the graphs for NVDIMM-Ns and Intel Optane are similar, Intel Optane is slower by a factor of 3-5x.

The optimizations for insert keep the performance constant despite the trees growing. For remove the performance drops with the size as expected. In all experiments with Intel Optane the performance of `clwb` and `clflushopt` is indistinguishable, see Figure 13 and Figure 14.

12.3 Gain of Optimizations

To analyze the improvements of our optimizations, see Sect. 8, we compared the performance with and without look-ahead, see Figure 15. For both kinds of trees, the gain is over a factor of 2.5x in throughput.

12.4 Remote Performance via RDMA

For all experiments with InfiniBand, the Xeon Silver served as client, while the Xeon Gold served as server. For all measurements, we inserted 1,000 keys in random order into an empty tree. With flushing, every flush epoch ends with a ping pong message from the client to the software agent on the server to persist the data. The workload needs $\approx 40,000$ flush requests. With caching enabled, we cache all read requests to the redo log. The client keeps a local copy. All write requests are applied accordingly. Accesses to the tree are never cached.

With caching and flushing enabled (Table 1), we reach more than 2,300 inserts per second for RBTs and 1,800 inserts per second for AVL Trees. Remote transaction processing is latency bound because of gets and there is no efficient way for remote persisting with a passive target yet. The unsatisfactory perfor-

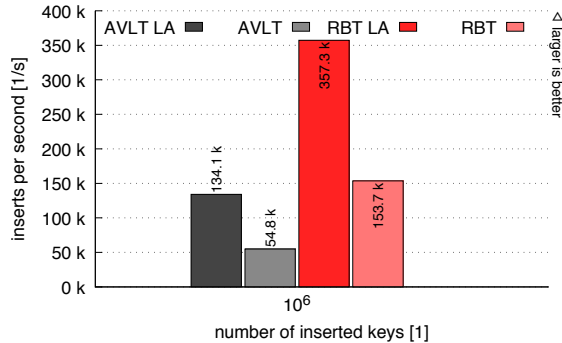


Figure 15: Insert throughput for Red-Black Trees and AVL Trees with and without look-ahead (LA) using `clwb`.

Table 1: Remote inserts via RDMA and software agent based flushing (RBTs).

AVLT	No Cache	Cache	RBT	No Cache	Cache
No Flush	2,145/s	2,150/s	No Flush	2,091/s	2,542/s
Flush	1,867/s	1,866/s	Flush	1,922/s	2,312/s

mance of the cache is due to the fact that accesses to the tree are not cached. Furthermore, it does not affect communication with the software agent.

13 Related Work

Trees on NVRAM. A number of systems were already proposed to manage tree data structures with persistent memory. A popular tree variant in this area are B+trees [16], which store all values in the leaves. CDDS B-Tree [61], for example, relies on 8-byte writes and a version system for inserts as long as free slots are available in leaf nodes. Otherwise, it uses shadow copying to split the node and to update the inner nodes. On recovery, it uses its version system to discard all interrupted operations. Similarly, NV-Tree [65] stores all values in leaf nodes. While the leaf nodes are stored in NVRAM, here, the inner nodes are stored in DRAM and can be restored after a power failure. To further minimize the cost of flushing, entries in leaf nodes are appended to the corresponding leaf node and remain unsorted. Full leaf nodes are split using shadow copying. Rebalancing is not done on-the-fly but as a separate operation that recreates the inner nodes and makes them the current ones atomically. The `wB+Tree` [12] also mitigates the costs of flushing by keeping node entries unsorted to avoid entry movements on insert. This allows inserts with only a few 8-byte writes and shadowing. Two B+tree algorithms exploiting weak memory models and allowing temporal inconsistencies are FAST and FAIR [27]. The `Bztree` [7] is a multi-threaded B+Tree. It relies on Persistent Multi-Word CAS (PMwCAS) and an epoch-based garbage collection scheme.

For radix trees, `WORT` [32] maintains a tree shape independent of the insertion order. It neither needs nor supports balancing. Inserting items on leaves

or leaf paths and pointer updates can be done with atomic 8-byte writes. For more sophisticated adaptive radix trees, shadow copying is used.

Most research focuses on variants of B-trees with often more than two children and optimizations for external memory. In most cases, new keys can be added in leaf nodes with a few flushes without any re-balancing.

Red-Black Trees in NVRAM were discussed in Wang et al. [63] for the first time. While they implemented a more complex tree kind than before, they still relied on shadow copying and a versioning system to distinguish between the copy and the real tree. They maintain something close to a shadow tree with some efforts to minimize overhead. Operations are performed on the shadow tree. An atomic pointer update switches between the shadow and the current tree. Wang et al. [63] also show that update operations on RBTs are not local operations. It does not suffice to do shadow copying on individual nodes. It requires shadow copying of larger fractions of the tree.

All these systems handle requests in a blocking way and operations often become visible with the last 8-byte atomic pointer update. After a crash, it is challenging for them to identify aborted resp. the last successful operation. Highly desirable properties such as exactly once semantics, see Sect. 4.3, are hard to achieve. In contrast, with our state machine approach, we can guarantee eventual success after accepting the command to the redo log and support exactly once semantics.

Transactions on NVRAM. Systems supporting generic transaction processing on NVRAM based on redo logging are, for example, SoftWrAP [23] and DudeTx [33]. They use a mix of shadow-memory and redo logging where all memory accesses during a transaction are aliased into a volatile memory region and writes are stored in a persistent redo log immediately or when all work of the transaction is done. For DudeTx, the redo log is then applied to the actual data stored in persistent memory in a final step. With language extensions, Mnemosyne [62] provides primitives for working with persistent memory. Variables can be marked as persistent. Code regions marked as atomic will be executed with durable transactions. It hooks into a lightweight software transaction system to implement write-ahead redo logging.

Other systems base their transaction system on write-ahead and undo logging [52]. First, all store operations are written to the undo log before the real transaction is executed. In case of a power failure, uncompleted transactions are rolled back. The NV-Heaps system [14] provides its own heap manager, specialized pointers, and atomic sections for persistent memory. For transactions, it keeps a volatile read log and a non-volatile write log. In case of an abort or power failure, it rolls back all changes.

Here, the literature seems to be undecided between undo and redo logging. However, undo logging suffers from more flush operations compared to redo logging. Shadow memory is a neat way to exploit the fact that there are two types of memories available—volatile and non-volatile—with different performance characteristics. It provides isolation and can leverage the benefits of caches. Our approach of in-place updates is seldomly found in the literature.

Logging in Databases. The quasi-standard algorithm for write-ahead logging (WAL) with no-force and steal policies, ARIES [39], has influenced the design of many commercial databases. It is optimized for spinning disks and maintains an append-only log. The log contains undo and redo records. For recovery, it goes through 3 phases: (a) analyze the log for uncommitted and

aborted transactions, (b) redo finishable transactions, and (c) undo the remaining transactions. In our approach, we only use a fixed-size redo log. While Aries uses write-only WAL, we read the log during epochs to facilitate idempotence. Our analysis phase simply identifies the current state and continues from there.

While ARIES optimizes for sequential writes, MARS [15] exploits the fact, that SSDs support high random access performance. It introduces the concept of editable atomic writes (EAW), which are essentially redo logs. The full transaction is executed in a redo record and on commit the system applies the transaction atomically. On failure, it can simply reapply the redo log. In contrast, we write the data directly into the data structure. The transaction becomes re-doable because of the redo log created in the previous epoch. We always split large transactions into a sequence of micro-transactions. For NVRAM, redo logs provide lower costs. They reduce the number of flushes in contrast to undo logs. We can also avoid complex log pruning mechanisms, because the log has a fixed size and every operation re-uses the log of the previous operation.

14 Discussion of Correctness

General approach. It is a standard technique in compiler construction to convert code into control flow graphs with basic blocks. For the execution of this representation we can use state machines. It tracks which basic block is currently executed and which are the legal successor blocks. State transitions correspond to the execution of basic blocks. Large basic blocks can be split into a sequence of smaller ones without changing the algorithm. Additionally, splitting a basic block into two: (a) reading from the data structure and writing to the log and (b) reading the log and updating the data structure, ought to make both basic blocks idempotent. This is a common task for databases with appropriate logging. The size of the basic block resp. the number of stores influences the size of the log.

Red-Black Trees and AVL Trees. In Sect. 11, we discussed our testing approach. After a crash, we verified that we can recover and return to the clean state. Furthermore, after the recovery we checked whether the tree is correct, i.e., correctly balanced and colored. For all experiments in Sect. 12, we inserted k keys into an empty tree and removed the same k keys in a different order from the tree. This indicates that the state machines are correct. Otherwise this would yield corrupt trees. During the development of the state machine, we extensively tested the state machine. After each insert or remove operation, we verified that the tree is correct and the number of nodes was as expected.

15 Discussion of Limitations

For remote access, message passing might in some cases provide higher performance than RDMA, but it is a completely orthogonal approach to shared memory for local access. It would require two completely different transaction systems, but our goal was to design one transaction system for local and remote usage. As shown in Sect. 9, we abstract from local and remote access and use one common implementation for both.

For B and B+ trees, insert, remove, and balancing are operations of limited

scope. They do not need transactions. The algorithms for these trees are of low complexity and the corresponding state machines would be tiny. They are tuned for absolute performance. The literature went for high radix trees for performance reasons with low balance costs. However, for Red-Black Trees and AVL Trees balancing is the common case [58]. Red-Black Trees and AVL Trees are simply not competitive and serve other demands.

As discussed before, data structures that need an auxiliary space, which is not in $\mathcal{O}(1)$, cannot be supported with a constant size log. Allocating additional memory would violate our assumptions. The only option left is store the auxiliary data in the data structure. AVL remove needs a stack of $\mathcal{O}(\log n)$. We use the common technique of maintaining pointers to parents. In theory, that would induce space overhead in each tree node. The initial data layout for the Red-Black Trees was 32 bytes. It had sufficient unused space to add up-pointers (`Up` and `Dir`) without needing to change its size, see Figure 5. Insert and remove in trees can often be implemented with top-down algorithms, which only need constant-sized auxiliary space. Linked lists and hash-tables also need constant-sized auxiliary space.

Atomic CAS for NVRAM [34, 44] brings its own challenges. Atomic operations are commonly used, because (a) they do no tear and (b) provide protection against concurrent access. In our approach, we are only interested in the former property, because we use locks for thread safety. In this paper, we consider CAS more like a read, modify, and atomic update resp. store operation of 8 bytes (cmp. Sect. 2) as there is no contention.

16 Conclusion

We presented a new transaction system for complex data structures in NVRAM that provides exactly once semantics and linearizable durability with a redo log of constant size. It splits large transactions into smaller micro-transactions and uses a state machine approach to perform larger transactions step-wise. Every accepted transaction will eventually succeed and will never be aborted. For local and remote access, we use the same primitives: load, store, atomic update, and persist. This allowed us to design one transaction system that runs locally and with InfiniBand for remote access. As our approach is not prepared for concurrent access, we use locks to control concurrency. For remote access, we designed a fault-tolerant lock with f -fairness.

Wang et al. [63] showed the first Red-Black Tree implementation for NVRAM, but their approach is based on shadowing the whole tree. We presented, to the best of our knowledge, the first AVL Tree implementation for NVRAM and the first Red-Black Tree implementation for NVRAM without shadowing and with updates ‘in-place’. These trees are algorithmic far more challenging than the trees covered in the literature so far. Insert and remove are global operations instead of a sequence of operations with limited scope. Thus, they need transactions.

Shadowing can claim that data structures are consistent all the time. This approach atomically replaces parts of a data structure with new data. Intermediate steps are not visible. Wang et al. [63] atomically replace the old tree with the new one. There is also no need for recovery, but it fails at exactly once semantics. In our approach, the data structure might be inconsistent after a

crash, but it is recoverable all the time. We see recovery as finishing the interrupted operation, i.e., moving forward to the clean state. Likewise, we support exactly once semantics. By using a constant-sized log, we avoid any overhead for dynamic log allocation, log pruning, and keeping a shadow copy of the whole tree.

17 Availability

Our code is on GitHub ⁴ under the Apache License 2.0.

Acknowledgments

The authors thank ZIB’s Supercomputing department and ZIB’s core facilities unit for providing the machines and infrastructure for the evaluation. This work received funding from the German Research Foundation (DFG) under grant RE 1389 as part of the DFG priority program SPP 2037 (Scalable data management for future hardware). This work is partially supported by Intel Corporation within the Research Center for Many-core High-Performance Computing (Intel PCC) at ZIB.

References

- [1] Georgy Adel’son-Vel’skii and Evgenii Landis. An algorithm for the organization of information. *Dokl. Akad. Nauk SSSR*, 146:263–266, 1962.
- [2] Marcos K. Aguilera and Douglas B. Terry. The many faces of consistency. *IEEE Data Eng. Bull.*, 39(1):3–13, 2016. URL <http://sites.computer.org/debull/A16mar/p3.pdf>.
- [3] Alfred V. Aho, Ravi Sethi, and Jeffrey D. Ullman. Compilers, principles, techniques. *Addison Wesley*, 7(8):9, 1986.
- [4] Frances E. Allen. Control flow analysis. *SIGPLAN Not.*, 5(7):1–19, July 1970. ISSN 0362-1340. doi: 10.1145/390013.808479. URL <http://doi.acm.org/10.1145/390013.808479>.
- [5] Joe Armstrong. *Programming Erlang: Software for a Concurrent World*. Pragmatic Bookshelf, 2013. ISBN 193778553X, 9781937785536.
- [6] Joy Arulraj, Andrew Pavlo, and Subramanya R. Dulloor. Let’s talk about storage & recovery methods for non-volatile memory database systems. In *Proceedings of the 2015 ACM SIGMOD International Conference on Management of Data*, pages 707–722, New York, NY, USA, 2015. ACM.
- [7] Joy Arulraj, Justin Levandoski, Umar Farooq Minhas, and Per-Ake Larson. Bztree: A high-performance latch-free range index for non-volatile memory. *Proc. VLDB Endow.*, 11(5):553–565, January 2018. ISSN 2150-8097. doi: 10.1145/3187009.3164147. URL <https://doi.org/10.1145/3187009.3164147>.

⁴<https://github.com/tschuett/transactions-on-nvram>

- [8] Rudolf Bayer. Symmetric binary b-trees: Data structure and maintenance algorithms. *Acta informatica*, 1(4):290–306, 1972.
- [9] Rudolf Bayer and Edward McCreight. Organization and maintenance of large ordered indexes. *Acta Informatica*, 1(3):173–189, Sep 1972. ISSN 1432-0525. doi: 10.1007/BF00288683. URL <https://doi.org/10.1007/BF00288683>.
- [10] Kumud Bhandari, Dhruva R. Chakrabarti, and Hans-J. Boehm. Makalu: Fast recoverable allocation of non-volatile memory. In *Proceedings of the 2016 ACM SIGPLAN International Conference on Object-Oriented Programming, Systems, Languages, and Applications, OOPSLA 2016*, pages 677–694, New York, NY, USA, 2016. ACM. ISBN 978-1-4503-4444-9.
- [11] Tushar Deepak Chandra, Vassos Hadzilacos, and Sam Toueg. The weakest failure detector for solving consensus. *Journal of the ACM (JACM)*, 43(4):685–722, 1996.
- [12] Shimin Chen and Qin Jin. Persistent b+-trees in non-volatile main memory. *Proc. VLDB Endow.*, 8(7):786–797, February 2015. ISSN 2150-8097. doi: 10.14778/2752939.2752947. URL <http://dx.doi.org/10.14778/2752939.2752947>.
- [13] Yeounoh Chung and Erfan Zamanian. Using RDMA for lock management. *CoRR*, abs/1507.03274, 2015. URL <http://arxiv.org/abs/1507.03274>.
- [14] Joel Coburn, Adrian M. Caulfield, Ameen Akel, Laura M. Grupp, Rajesh K. Gupta, Ranjit Jhala, and Steven Swanson. NV-Heaps: Making persistent objects fast and safe with next-generation, non-volatile memories. *SIGPLAN Not.*, 46(3):105–118, March 2011. ISSN 0362-1340.
- [15] Joel Coburn, Trevor Bunker, Meir Schwarz, Rajesh Gupta, and Steven Swanson. From ARIES to MARS: Transaction support for next-generation, solid-state drives. In *Proceedings of the Twenty-Fourth ACM Symposium on Operating Systems Principles, SOSP '13*, pages 197–212, New York, NY, USA, 2013. ACM. ISBN 978-1-4503-2388-8.
- [16] Douglas Comer. The ubiquitous B-tree. *ACM Comput. Surv.*, 11(2):121–137, 1979. doi: 10.1145/356770.356776. URL <http://doi.acm.org/10.1145/356770.356776>.
- [17] Jeremy Condit, Edmund B. Nightingale, Christopher Frost, Engin Ipek, Benjamin Lee, Doug Burger, and Derrick Coetzee. Better I/O through byte-addressable, persistent memory. In *Proceedings of the ACM SIGOPS 22nd Symposium on Operating Systems Principles, SOSP '09*, pages 133–146, New York, NY, USA, 2009. ACM. ISBN 978-1-60558-752-3.
- [18] Thomas H. Cormen, Charles E. Leiserson, Ronald L. Rivest, and Clifford Stein. *Introduction to Algorithms, Third Edition*. The MIT Press, 3rd edition, 2009. ISBN 0262033844, 9780262033848.
- [19] Pierre-Jacques Courtois, Frans Heymans, and David Lorge Parnas. Concurrent control with readers and writers. *Commun. ACM*, 14(10):667–668, October 1971. ISSN 0001-0782.

- [20] Damian Dechev, Peter Pirkelbauer, and Bjarne Stroustrup. Understanding and effectively preventing the aba problem in descriptor-based lock-free designs. In *2010 13th IEEE International Symposium on Object/Component/Service-Oriented Real-Time Distributed Computing*, pages 185–192. IEEE, 2010.
- [21] Michal Friedman, Maurice Herlihy, Virendra J. Marathe, and Erez Petrank. A persistent lock-free queue for non-volatile memory. In *Proceedings of the 23rd ACM SIGPLAN Symposium on Principles and Practice of Parallel Programming, PPOPP 2018, Vienna, Austria, February 24-28, 2018*, pages 28–40, New York, NY, USA, 2018. ACM.
- [22] Robert Gerstenberger, Maciej Besta, and Torsten Hoefler. Enabling Highly-Scalable Remote Memory Access Programming with MPI-3 One Sided. In *Proceedings of the International Conference on High Performance Computing, Networking, Storage and Analysis*, pages 53:1–53:12, New York, NY, USA, Nov. 2013. ACM. ISBN 978-1-4503-2378-9.
- [23] Ellis R. Giles, Kshitij Doshi, and Peter Varman. SoftWrAP: A lightweight framework for transactional support of storage class memory. In *Mass Storage Systems and Technologies (MSST), 2015 31st Symposium on*, pages 1–14, New York, NY, USA, 2015. IEEE Computer Society.
- [24] Leo J. Guibas and Robert Sedgwick. A dichromatic framework for balanced trees. In *Foundations of Computer Science, 1978., 19th Annual Symposium on*, pages 8–21, New York, NY, USA, 1978. IEEE Computer Society.
- [25] Maurice P. Herlihy and Jeannette M. Wing. Linearizability: A correctness condition for concurrent objects. *ACM Trans. Program. Lang. Syst.*, 12(3):463–492, July 1990. ISSN 0164-0925. doi: 10.1145/78969.78972. URL <http://doi.acm.org/10.1145/78969.78972>.
- [26] Yoichi Hirai and Kazuhiko Yamamoto. Balancing weight-balanced trees. *Journal of Functional Programming*, 21(3):287–307, 2011. doi: 10.1017/S0956796811000104.
- [27] Deukyeon Hwang, Wook-Hee Kim, Youjip Won, and Beomseok Nam. Endurable transient inconsistency in byte-addressable persistent B+-tree. In *16th USENIX Conference on File and Storage Technologies (FAST 18)*, pages 187–200, Oakland, CA, 2018. USENIX Association. ISBN 978-1-931971-42-3. URL <https://www.usenix.org/conference/fast18/presentation/hwang>.
- [28] Intel Corp. Intel 64 and IA-32 architectures software developer’s manual, May 2019.
- [29] Intel Corp. Intel 64 and IA-32 architectures optimization reference manual, September 2019.
- [30] Joseph Izraelevitz, Hammurabi Mendes, and Michael L. Scott. Linearizability of persistent memory objects under a full-system-crash failure model. In Cyril Gavoille and David Ilcinkas, editors, *Distributed Computing*, pages

- 313–327, Berlin, Heidelberg, 2016. Springer Berlin Heidelberg. ISBN 978-3-662-53426-7.
- [31] Donald E. Knuth. *The Art of Computer Programming, Volume 3: (2nd Ed.) Sorting and Searching*. Addison Wesley Longman Publishing Co., Inc., Redwood City, CA, USA, 1998. ISBN 0-201-89685-0.
- [32] Se Kwon Lee, K. Hyun Lim, Hyunsub Song, Beomseok Nam, and Sam H. Noh. WORT: Write optimal radix tree for persistent memory storage systems. In *15th USENIX Conference on File and Storage Technologies (FAST 17)*, pages 257–270, Santa Clara, CA, 2017. USENIX Association. ISBN 978-1-931971-36-2.
- [33] Mengxing Liu, Mingxing Zhang, Kang Chen, Xuehai Qian, Yongwei Wu, Weimin Zheng, and Jinglei Ren. DudeTx: Durable transactions made decoupled. *ACM Trans. Storage*, 14(1):7:1–7:28, April 2018. ISSN 1553-3077.
- [34] Virendra J. Marathe, Margo Seltzer, Steve Byan, and Tim Harris. Persistent memcached: Bringing legacy code to byte-addressable persistent memory. In *9th USENIX Workshop on Hot Topics in Storage and File Systems (HotStorage 17)*, Santa Clara, CA, 2017. USENIX Association. URL <https://www.usenix.org/conference/hotstorage17/program/presentation/marathe>.
- [35] Makoto Matsumoto and Takuji Nishimura. Mersenne twister: A 623-dimensionally equidistributed uniform pseudo-random number generator. *ACM Trans. Model. Comput. Simul.*, 8(1):3–30, January 1998. ISSN 1049-3301. doi: 10.1145/272991.272995. URL <http://doi.acm.org/10.1145/272991.272995>.
- [36] Kurt Mehlhorn and Athanasios Tsakalidis. An amortized analysis of insertions into avl-trees. *SIAM Journal on Computing*, 15(1):22–33, 1986.
- [37] John M. Mellor-Crummey and Michael L. Scott. Scalable reader-writer synchronization for shared-memory multiprocessors. In *ACM SIGPLAN Notices*, volume 26, pages 106–113, New York, NY, USA, 1991. ACM.
- [38] Message Passing Interface Forum. *MPI: A Message-Passing Interface Standard Version 3.1*. MPI Forum, 2015.
- [39] Chandrasekaran Mohan, Don Haderle, Bruce Lindsay, Hamid Pirahesh, and Peter Schwarz. Aries: A transaction recovery method supporting fine-granularity locking and partial rollbacks using write-ahead logging. *ACM Trans. Database Syst.*, 17(1):94–162, March 1992. ISSN 0362-5915.
- [40] Sundeep Narravula, A. Marnidala, Abhinav Vishnu, Karthikeyan Vaidyanathan, and Dhabaleswar K. Panda. High performance distributed lock management services using network-based remote atomic operations. In *Cluster Computing and the Grid, 2007. CCGRID 2007. Seventh IEEE International Symposium on*, pages 583–590, New York, NY, USA, 2007. IEEE Computer Society.

- [41] Jrg Nievergelt and Edward Reingold. Binary search trees of bounded balance. *SIAM Journal on Computing*, 2(1):33–43, 1973. doi: 10.1137/0202005.
- [42] Henk J. Olivié. A new class of balanced search trees: half-balanced binary search tress. *RAIRO. Informatique théorique*, 16(1):51–71, 1982.
- [43] Ismail Oukid, Daniel Booss, Adrien Lespinasse, Wolfgang Lehner, Thomas Willhalm, and Grégoire Gomes. Memory management techniques for large-scale persistent-main-memory systems. *PVLDB*, 10(11):1166–1177, 8 2017. doi: 10.14778/3137628.3137629. URL <http://www.vldb.org/pvldb/vol10/p1166-oukid.pdf>.
- [44] Matej Pavlovic, Alex Kogan, Virendra J. Marathe, and Tim Harris. Brief announcement: Persistent multi-word compare-and-swap. In *Proceedings of the 2018 ACM Symposium on Principles of Distributed Computing*, PODC ’18, pages 37–39, New York, NY, USA, 2018. ACM. ISBN 978-1-4503-5795-1. doi: 10.1145/3212734.3212783. URL <http://doi.acm.org/10.1145/3212734.3212783>.
- [45] Fernando Magno Quintao Pereira and Jens Palsberg. Register allocation after classical ssa elimination is np-complete. In *International Conference on Foundations of Software Science and Computation Structures*, pages 79–93. Springer, 2006.
- [46] Marius Poke and Torsten Hoefler. Dare: High-performance state machine replication on rdma networks. In *Proceedings of the 24th International Symposium on High-Performance Parallel and Distributed Computing*, pages 107–118. ACM, 2015.
- [47] William N. Scherer III and Michael L. Scott. Advanced contention management for dynamic software transactional memory. In *Proceedings of the twenty-fourth annual ACM symposium on Principles of distributed computing*, pages 240–248, New York, NY, USA, 2005. ACM.
- [48] Thorsten Schütt, Florian Schintke, and Alexander Reinefeld. A structured overlay for multi-dimensional range queries. In *European Conference on Parallel Processing*, pages 503–513. Springer, 2007.
- [49] Thorsten Schütt, Florian Schintke, and Alexander Reinefeld. Range queries on structured overlay networks. *Computer Communications*, 31(2):280–291, 2008.
- [50] Thorsten Schütt, Florian Schintke, and Alexander Reinefeld. Scalaris: reliable transactional p2p key/value store. In *Proceedings of the 7th ACM SIGPLAN workshop on ERLANG*, pages 41–48, 2008.
- [51] David Schwalb, Tim Berning, Martin Faust, Markus Dreseler, and Hasso Plattner. nvm malloc: Memory allocation for nvram. In Rajesh Bordawekar, Tirthankar Lahiri, Bugra Gedik, and Christian A. Lang, editors, *ADMS@VLDB*, pages 61–72, 2015. URL <http://dblp.uni-trier.de/db/conf/vldb/adms2015.html#SchwalbBFDP15>.

- [52] Seunghee Shin, James Tuck, and Yan Solihin. Hiding the long latency of persist barriers using speculative execution. In *Proceedings of the 44th Annual International Symposium on Computer Architecture, ISCA '17*, pages 175–186, New York, NY, USA, 2017. ACM. ISBN 978-1-4503-4892-8. doi: 10.1145/3079856.3080240.
- [53] Jan Skrzypczak, Florian Schintke, and Thorsten Schütt. Linearizable state machine replication of state-based CRDTs without logs. In *Proceedings of the 2019 ACM Symposium on Principles of Distributed Computing*, pages 455–457, 2019.
- [54] Jan Skrzypczak, Florian Schintke, and Thorsten Schütt. RMWPaxos: Fault-tolerant in-place consensus sequences. *IEEE Transactions on Parallel and Distributed Systems*, 31(10):2392–2405, 2020.
- [55] Daniel Sleator, Robert Tarjan, and William Thurston. Rotation distance, triangulations, and hyperbolic geometry. In *Proceedings of the Eighteenth Annual ACM Symposium on Theory of Computing, STOC '86*, pages 122–135, New York, NY, USA, 1986. ACM. ISBN 0-89791-193-8. doi: 10.1145/12130.12143. URL <http://doi.acm.org/10.1145/12130.12143>.
- [56] Storage Networking Industry Association. NVM PM Remote Access for High Availability, February 2016.
- [57] Storage Networking Industry Association. NVM Programming Model v1.2, June 2017.
- [58] Robert Endre Tarjan. Updating a balanced search tree in $O(1)$ rotations. *Information Processing Letters*, 16(5):253–257, 1983. ISSN 0020-0190.
- [59] Athanasios K. Tsakalidis. Rebalancing operations for deletions in avl-trees. *RAIRO-Theoretical Informatics and Applications-Informatique Théorique et Applications*, 19(4):323–329, 1985.
- [60] David Vandevoorde and Nicolai M. Josuttis. *C++ Templates: The Complete Guide*. Addison-Wesley Professional, 1 edition, November 2002. ISBN 9780201734843.
- [61] Shivaram Venkataraman, Niraj Tolia, Parthasarathy Ranganathan, and Roy H. Campbell. Consistent and durable data structures for non-volatile byte-addressable memory. In *Proceedings of the 9th USENIX Conference on File and Storage Technologies, FAST'11*, pages 5–5, Berkeley, CA, USA, 2011. USENIX Association. ISBN 978-1-931971-82-9.
- [62] Haris Volos, Andres Jaan Tack, and Michael M. Swift. Mnemosyne: lightweight persistent memory. In Rajiv Gupta and Todd C. Mowry, editors, *Proceedings of the 16th International Conference on Architectural Support for Programming Languages and Operating Systems, ASPLOS 2011, Newport Beach, CA, USA, March 5-11, 2011*, pages 91–104. ACM, 2011. ISBN 978-1-4503-0266-1. doi: 10.1145/1950365.1950379. URL <https://doi.org/10.1145/1950365.1950379>.

- [63] Chundong Wang, Qingsong Wei, Lingkun Wu, Sibao Wang, Cheng Chen, Xiaokui Xiao, Jun Yang, Mingdi Xue, and Yechao Yang. Persisting rb-tree into nvm in a consistency perspective. *ACM Trans. Storage*, 14(1): 6:1–6:27, February 2018. ISSN 1553-3077. doi: 10.1145/3177915. URL <http://doi.acm.org/10.1145/3177915>.
- [64] Jian Yang, Juno Kim, Morteza Hoseinzadeh, Joseph Izraelevitz, and Steve Swanson. An empirical guide to the behavior and use of scalable persistent memory. In *18th {USENIX} Conference on File and Storage Technologies ({FAST} 20)*, pages 169–182, 2020.
- [65] Jun Yang, Qingsong Wei, Cheng Chen, Chundong Wang, Khai Leong Yong, and Bingsheng He. NV-Tree: Reducing consistency cost for NVM-based single level systems. In *13th USENIX Conference on File and Storage Technologies (FAST 15)*, pages 167–181, Santa Clara, CA, 2015. USENIX Association. ISBN 978-1-931971-201.