
MULTICHANNEL CNN WITH ATTENTION FOR TEXT CLASSIFICATION

Zhenyu Liu

Department of Science and Technology Teaching
China University of Political Science and Law
Beijing 100088
lzhy@cupl.edu.cn

Haiwei Huang

School of Computer and Science Technology
University of Science and Technique of China
Hefei, Anhui 230027
hwhuang@mail.ustc.edu.cn

Chaohong Lu

School of Computer and Science Technology
University of Science and Technique of China
Hefei, Anhui 230027
lchwhut@mail.ustc.edu.cn

Shengfei Lyu

School of Computer and Science Technology
University of Science and Technique of China
Hefei, Anhui 230027
saintfe@mail.ustc.edu.cn

ABSTRACT

Recent years, the approaches based on neural networks have shown remarkable potential for sentence modeling. There are two main neural network structures: recurrent neural network (RNN) and convolution neural network (CNN). RNN can capture long term dependencies and store the semantics of the previous information in a fixed-sized vector. However, RNN is a biased model and its ability to extract global semantics is restricted by the fixed-sized vector. Alternatively, CNN is able to capture n-gram features of texts by utilizing convolutional filters. But the width of convolutional filters restricts its performance. In order to combine the strengths of the two kinds of networks and alleviate their shortcomings, this paper proposes Attention-based Multichannel Convolutional Neural Network (AMCNN) for text classification. AMCNN utilizes a bi-directional long short-term memory to encode the history and future information of words into high dimensional representations, so that the information of both the front and back of the sentence can be fully expressed. Then the scalar attention and vectorial attention are applied to obtain multichannel representations. The scalar attention can calculate the word-level importance and the vectorial attention can calculate the feature-level importance. In the classification task, AMCNN uses a CNN structure to capture word relations on the representations generated by the scalar and vectorial attention mechanism instead of calculating the weighted sums. It can effectively extract the n-gram features of the text. The experimental results on the benchmark datasets demonstrate that AMCNN achieves better performance than state-of-the-art methods. In addition, the visualization results verify the semantic richness of multichannel representations.

1 Introduction

Natural Language Processing (NLP) is an important field in Artificial Intelligence (AI) and it includes many interesting research topics such as text classification [1]. Text classification aims to categorize texts into different classes. Traditional methods tend to apply the bag-of-words (BOW) model to represent texts as unordered sets and input them to classification algorithms such as support vector machines (SVM) [2] and its probabilistic version, e.g. probabilistic classification vector machines [3, 4], and its multi-objective version [5] and large-scale version [6]. However, text features obtained by the BOW model fail to capture the semantics of texts due to the loss of word order information. It also suffers from the problems of high dimension and data sparsity. To solve these problems, word embedding is proposed as the distributed representations of words. This dense representation outperforms traditional methods such as one-hot representation since it can alleviate data sparsity and make semantically similar words close with cosine or

Euclidean distance. It becomes the mainstream for NLP tasks to learn distributed representations of words through neural language models [7, 8] and perform a combination of learned word representation with attention mechanism [9]. Some researches show that the character-level representations also work well on the specific tasks [10, 11] and can achieve competitive results.

Recurrent Neural Network (RNN) is a popular neural network architecture for dealing with NLP tasks owing to its capability of handling sequences of any length [12]. This architecture sequentially processes word by word and generates a hidden state at each time step to represent all previous words. RNN has the ability to capture the long-term dependencies of a text but it might suffer from gradient exploding or gradient vanishing problem. To overcome this shortcoming, long short-term memory network (LSTM) [13, 14] and other variants such as gated recurrent unit (GRU) [15], simple recurrent unit (SRU) [16] were proposed for better remembering and memory accesses. When RNN is used to process a long sentence, the recent information is more dominant than earlier information that may be the real dominant part of the sentence. However, the most important information could appear anywhere in a sentence rather than at the end. Therefore, some researchers propose to average the hidden states of all time steps in RNN and assign the same weight to all hidden states by default.

In order to better select the input elements needed for downstream tasks, attention mechanism is introduced to assign different importance weights to all outputs of RNN. Intuitively, the attention mechanism enables RNN to maintain a variable-length memory and merge the outputs according to their importance weights. It has been proven to be effective in NLP tasks such as neural machine translation [9, 15]. However, the attention mechanism fails to capture the relations of words and has the disadvantage of losing the word order information, which is important to downstream tasks. Taking the sentences "*Tina likes Bob.*" and "*Bob likes Tina.*" as examples, the weighted sum of their hidden states encoded by RNN are nearly similar. But the two sentences mean exactly the opposite situations.

Convolution Neural Network (CNN) is another popular architecture for dealing with NLP tasks. CNN performs excellently in extracting n-gram features by utilizing convolutional filters to capture local correlations in a parallel way. For the above example, 2-gram features of "*Tina likes*" and "*likes Bob*" could be captured by CNN. These features are more representative of the original sentence than the weighted sum of hidden states. CNN has been proposed for tackling NLP tasks and has achieved remarkable results in sentence modeling [17], semantic parsing [18], and text classification [19]. But its ability to extract n-gram features is subject to the width of convolutional filters.

Some researchers introduced hybrid frameworks of CNN and RNN to combine their advantages. The proposed recurrent convolutional neural network [20] applied a recurrent convolutional structure to capture contextual information as far as possible. The method employed a max-pooling layer to select key words for the purpose of introducing less noise compared to window-based neural networks. As a similar work, convolutional recurrent neural network [21] integrated the merits to extract different aspects of linguistic information from both convolutional and recurrent neural network structures. However, most hybrid frameworks treated all words equally and neglected the fact that different words have different contributions to the semantics of a text.

To take full advantage of CNN and alleviate its shortcomings, we propose Attention-based Multichannel Convolutional Neural Network (AMCNN) that equips RNN and CNN with the help of the scalar attention and the vectorial attention. The contributions of our work are listed as follows:

1. AMCNN uses a bi-directional LSTM to generate forward hidden states and backward hidden states in each time step, and then make them interact non-linearly. The combination of the two types of hidden states can make full use of word order information and will not lose the information at both ends of long sentences.
2. Attention mechanisms we proposed could help generate multichannel which is regarded as diversification of input information caused by data perturbation. The scalar attention and the vectorial attention can calculate the word-level and feature-level importance, respectively. And the multichannel representations reflect the different contributions of different words to the semantics of a text.
3. AMCNN utilizes CNN to capture word relations by applying the attention mechanism instead of calculating weighted sum. In this way, the ability of CNN to extract n-gram features has also been enhanced.

This paper is organized as follows. Section 2 introduces the related work about CNN and attention mechanisms. Section 3 introduces the proposed AMCNN in detail. And Section 4 introduces datasets, baselines, experiments, and analysis. Finally, Section 5 concludes this paper.

2 Related work

Most of the previous work has exploited deep learning to deal with NLP tasks, including learning distributed representations of words, sentences or documents [8, 17, 21, 22] and text classification [10, 20, 23, 24], etc.

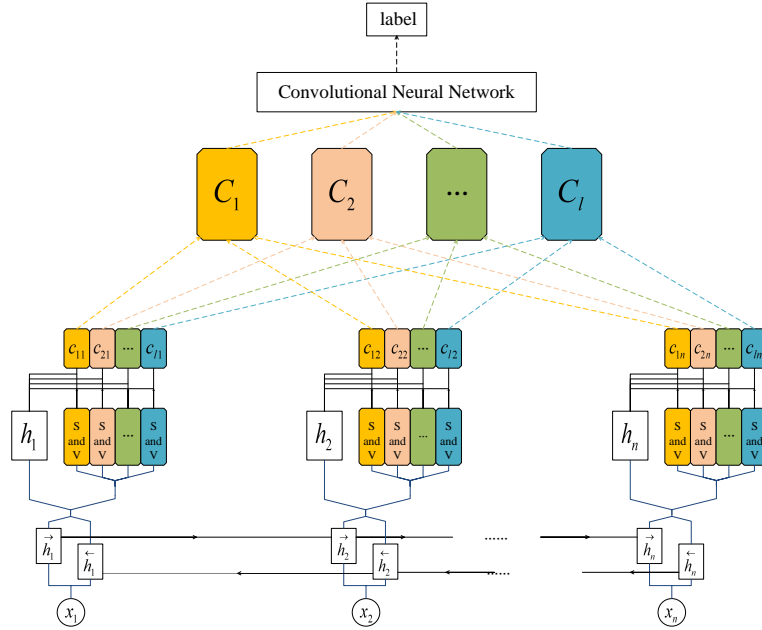


Figure 1: The structure of the Attention-based Multichannel Convolutional Neural Network. S and V denote the scalar attention and the vectorial attention, respectively. Blocks of the same color are merged into one channel

A CNN architecture [19] was proposed with multiple filters to capture local correlations followed by max-pooling operation to extract dominant features. This architecture performs well on text classification with a few parameters. The case of using character-level CNN was explored for text classification without word embedding [10] and in this work language was regarded as a kind of signal. Based on character-level representations, very deep convolutional networks (VDCNN) [25] were applied to text classification which is up to 29 convolutional layers much larger than 1 layer used by [19]. To capture word correlations of different sizes, a dynamic k -max-pooling method, a global pooling operation over linear sequences, was proposed to keep features better [17]. Tree-structured sentences were also explored convolutional models [26]. Multichannel variable-size convolution neural network (MVCNN) [27] combined diverse versions of pre-trained word embedding and used varied-size convolution filters to extract features.

An RNN is often employed to process temporal sequences. Instead of RNN, there are several approaches for sequences learning, such as echo state network and learning in the model space [28–30]. In the learning in the model space, it transforms the original temporal series to an echo state network (ESN), and calculates the ‘distance’ between ESNs [31, 32]. Therefore, the distance based learning algorithms could be employed in the ESN space [33]. Chen et al. [34] investigated the trade-off between the representation and discrimination abilities. Gong et al. proposed the multi-objective version for learning in the model space [35].

The other popular RNN architecture is able to deal with input sequences of varied length and capture long-term dependencies. Gated recurrent neural network (GRU) [36] was proposed to model sequences. As a similar work, GRU was applied to model documents [12]. Their works show that GRU has the ability to encode relations between sentences in a document. To improve the performance of GRU on large scale text, hierarchical attention networks (HAN) [23] was proposed. HAN has a hierarchical structure including word encoder and sentence encoder with two levels of attention mechanisms.

As an auxiliary way to select inputs, attention mechanism is widely adopted in deep learning recently due to its flexibility in modeling dependencies and parallelized calculation. The attention mechanism was introduced to improve encoder-decoder based neural machine translation [37]. It allows a model to automatically search for parts of elements that are related to the target word. As an extension, global attention and local attention [9] were proposed to deal with machine translation and their alignment visualizations proved the ability to learn dependencies. In HAN [23], hierarchical attention was used to generate document-level representations from word-level representations and sentence-level representations. This architecture simply sets a trainable context vector as a high-level representation of a fixed query.

This way may be unsuitable because the same words may count differently in varied contexts. In a recent work [38], the calculation of attention mechanism was generalized into Q-K-V¹ form.

3 Attention-based Multichannel Convolutional Neural Network

The architecture of attention-based multichannel convolutional neural network (AMCNN) is demonstrated in Fig.1. It consists of three parts: bi-directional long short-term memory (Bi-LSTM), attention layer and convolutional neural network (CNN). The following sections describe how we utilize Bi-LSTM to generate the scalar attention and the vectorial attention, and form multichannel for CNN.

3.1 Long Short-Term Memory Network

In many NLP tasks, RNN processes word embedding for texts of variable length and generates a hidden state h_t in t time step by recursively transforming the previous hidden state h_{t-1} and the current input vector x_t .

$$h_t = f(W \cdot [h_{t-1}, x_t] + b), \quad (1)$$

where $W \in \mathbb{R}^{l_h \times (l_h + l_i)}$, $b \in \mathbb{R}^{l_h}$, l_h and l_i are dimensions of hidden state and input vector respectively, and $f(\cdot)$ represents activation function such as $\tanh(\cdot)$. However, standard RNN is not a preferable choice for researchers due to the problem of gradient exploding or vanishing [39]. To address this problem, LSTM was introduced and obtained remarkable performance.

As a kind of variant of RNN, the LSTM architecture has a range of tandem modules whose parameters are shared. At t time step, the hidden state h_t is controlled by the previous hidden state h_{t-1} , input x_t , forget gate f_t , input gate i_t and output gate o_t . These gates identify the way of updating the current memory cell c_t and the current hidden state h_t . The LSTM transition function can be summarized by the following equations:

$$\begin{aligned} f_t &= \sigma(W_f \cdot [h_{t-1}, x_t] + b_f), \\ i_t &= \sigma(W_i \cdot [h_{t-1}, x_t] + b_i), \\ o_t &= \sigma(W_o \cdot [h_{t-1}, x_t] + b_o), \\ \tilde{C}_t &= \tanh(W_C \cdot [h_{t-1}, x_t] + b_C), \\ C_t &= f_t \odot C_{t-1} + i_t \odot \tilde{C}_t, \\ h_t &= o_t \odot \tanh(C_t). \end{aligned} \quad (2)$$

Here, σ is the logistic sigmoid function that has the domain of all real numbers, with return value ranging from 0 to 1. \tanh denotes the hyperbolic tangent function with return value ranging from -1 to 1. Intuitively, the forget gate f_t controls the extent to which the previous cell state C_{t-1} remains in the cell. The input gate i_t controls the extent to which a new input flows into the cell. The output gate o_t controls the extent to which the cell state C_t is used to compute the current hidden state h_t . The existence of those gates enables LSTM to capture long-term dependencies when dealing with time-series data.

Though unidirectional LSTM includes an unbounded sentence history in theory, it is still constrained since the hidden state of each time step fails to model future words of a sentence. Therefore, Bi-LSTM provides a way to include both previous and future context by applying one LSTM to process sentence forward and another LSTM to process sentence backward.

Given a sentence of n words $\{w_i\}_{i=1}^n$, we first transfer the one-hot vector w_i into a dense vector x_i through an embedding matrix W_e with the equation $x_i = W_e w_i$. We use Bi-LSTM to get the annotations of words by processing sentence from both directions. Bi-LSTM contains the backward \overleftarrow{LSTM} that reads the sentence from x_n to x_i and a forward \overrightarrow{LSTM} which reads from x_1 to x_i :

$$\begin{aligned} x_i &= W_e w_i, i \in [1, n], \\ \overrightarrow{h}_i &= \overrightarrow{LSTM}(x_i), i \in [1, n], \\ \overleftarrow{h}_i &= \overleftarrow{LSTM}(x_i), i \in [1, n]. \end{aligned} \quad (3)$$

At i time step, we obtain the forward hidden state \overrightarrow{h}_i which stores previous information and the backward hidden state \overleftarrow{h}_i which stores future information. $h_i = [\overrightarrow{h}_i, \overleftarrow{h}_i]$ is a summary of the sentence centered around w_i .

¹Q-K-V denotes query, key and value respectively.

3.2 Attention and Multichannel

For the NLP tasks such as text classification and sentiment analysis, different words contribute unequally to the representation of a sentence. The attention mechanism can be used to reflect the importance weight of the input element so that the relevant element contributes significantly to the merged output. Although the attention mechanism is able to model dependencies flexibly, it is still a crude process because of the loss of temporal order information. We apply attention mechanisms to the hidden states of Bi-LSTM and splice them into a matrix.

Taking the form of the matrix rather than a weighted sum of vectors will keep the order information. Furthermore, by applying the scalar attention and the vectorial attention, we could obtain several matrices and take them as multichannel for inputs of CNN.

3.2.1 Scalar Attention Mechanism

We introduce the scalar attention to calculate the importance weights of all input elements. M is the association matrix that represents the association among words in texts. The element of the i -th row and the j -th column of M represents the degree of association between the i -th word and the j -th word. We will set L channel mask matrices V if we need L channels. In the l -th channel, $M_{l,i,j}$ is calculated as follows:

$$M_{l,i,j} = \tanh([h_i, W_l \cdot h_j] + b_l), \quad (4)$$

The i -th channel mask matrix is defined as follows:

$$V_{l,i,j} \sim B(1, p_l), i \in [1, n], j \in [1, n], \quad (5)$$

That means each element of V_l obeys binomial distribution. Given $M_{l,i,j}$ and $V_{l,i,j}$, the i -th channel is computed as follows:

$$A_l = M_l \otimes V_l, \quad (6)$$

$$s_{lk} = \sum_x A_{l,xk}, \quad (7)$$

$$p_k = \begin{cases} -99999, & \text{if } x_k \text{ is from pad} \\ 0, & \text{otherwise} \end{cases} \quad (8)$$

$$score_{lk} = p_k + s_{lk}, \quad (9)$$

$$a_{lk} = \frac{\exp(score_{lk})}{\sum_{i=1}^n \exp(score_{li})}, \quad (10)$$

$$c_{li} = a_{li} \cdot h_i, \quad (11)$$

$$C_l = [c_{l1}, c_{l2}, c_{l3}, \dots, c_{ln}]. \quad (12)$$

Here, c_{li} denotes the new representation of h_i in the l -th channel and \otimes denotes element-wise product operation. The *pad* symbol still carries little information after it is encoded by Bi-LSTM. So, if word x_k is a *pad* symbol, its scalar attention s_{lk} will be subtracted from 99999 before softmax operation and so that a_{lk} will be close to 0 after softmax. By concatenating all C_{li} , we obtain the l -th channel C_l . The whole process of the scalar attention is shown in Fig. 2.

3.2.2 Vectorial Attention Mechanism

Suppose a word or a sentence is encoded into an n -dimensional vector $(v_1, v_2, v_3, \dots, v_n)^T$ and each dimension can be decoded into a specific meaning which contributes differently to different tasks. For example, a sentence consisting of two words "Harvard University" is encoded into n -dimension vector $(v_1, v_2, \dots, v_n)^T$, where v_1 can be decoded into "America" and v_2 can be decoded into "Massachusetts". Consequently, in the classification task "Does Harvard University belong to America?", v_1 is more informational than other dimensions. But when given a QA task "Which state is Harvard University in?", v_2 is more informational than the others.

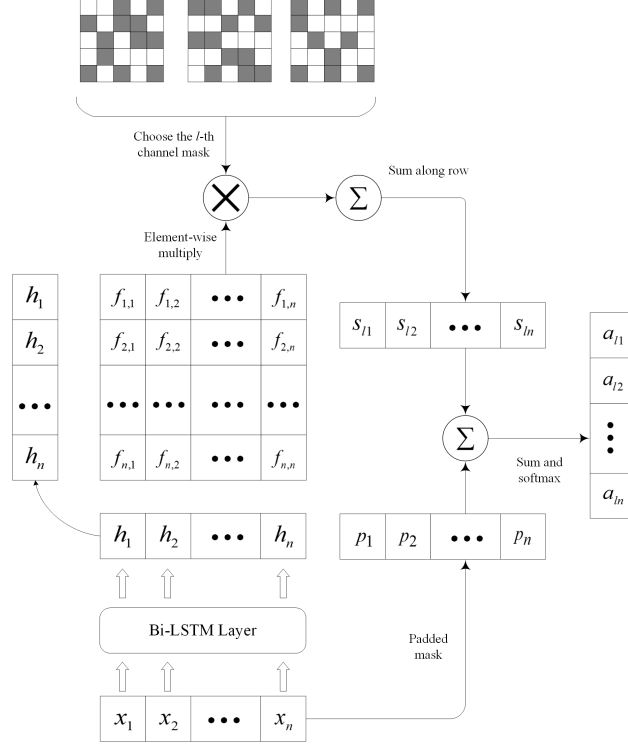


Figure 2: Scalar attention mechanism

Based on the above assumptions, we propose the vectorial attention mechanism to compute the vectorial importance weight of each dimension in the input element:

$$\begin{aligned}
 \overrightarrow{score}_{li} &= W_{l1}^T \sigma(W_{l2} \cdot h_i + b_l), \\
 \vec{a}_{li} &= \frac{\exp(\overrightarrow{score}_{li})}{\sum_i \exp(\overrightarrow{score}_{li})}, \\
 c_{li} &= \vec{a}_{li} \odot h_i, \\
 C_l &= [c_{l1}, c_{l2}, c_{l3}, \dots, c_{ln}].
 \end{aligned} \tag{13}$$

where c_{li} denotes the final representation of h_i in the l -th channel. By concatenating all c_{li} where $i \in [1, n]$, we obtain the l -th channel C_l .

By combining the scalar attention and the vectorial attention, multichannel is generated as follows:

$$\begin{aligned}
 c_{li} &= a_{li} \cdot (\vec{a}_{li} \odot h_i), \\
 C_l &= [c_{l1}, c_{l2}, c_{l3}, \dots, c_{ln}].
 \end{aligned} \tag{14}$$

Intuitively, the scalar attention mechanism introduces external perturbation while the vectorial attention mechanism introduces internal perturbation.

3.2.3 Convolutional Neural Network

Convolutional Neural Network (CNN) utilizes several sliding convolution filters to extract local features. Assume we have one channel that is represented as

$$C = [c_1, c_2, c_3, \dots, c_n]. \tag{15}$$

Here, $C \in \mathbb{R}^{n \times k}$, n is the length of the input element, and k is the embedded dimension of each input element. In a convolution operation, a filter $\mathbf{m} \in \mathbb{R}^{lk}$ is involved in applying to consecutive l words to generate a new feature:

$$x_i = f(\mathbf{m} \cdot \mathbf{c}_{i:i+l-1} + b), \tag{16}$$

Data	c	l	N	V	V_{word}	$Test$
MR	2	20	10662	18765	16448	CV
Subj	2	23	10000	21323	17913	CV
MPQA	2	3	10606	6246	6083	CV
SST-1	5	18	11855	17836	16262	2210
SST-2	2	19	9613	16185	14838	1821

Table 1: Summary statistics of the datasets. c : Number of classes. l : Average length of sentences. N : Size of datasets. V : Vocabulary size. V_{word} : Number of words present in the set of pre-trained word vectors, respectively. $Test$: Size of test sets. *CV*(cross validation): No standard train/test split and thus 10-fold CV was used.

where $\mathbf{c}_{i:i+l-1}$ is the concatenation of c_i, \dots, c_{i+l-1} . f is a non-linear activation function such as *relu* and $b \in \mathbb{R}$ is a bias term. After the filter \mathbf{m} slide across $\{\mathbf{c}_{1:l}, \mathbf{c}_{2:l+1}, \dots, \mathbf{c}_{n-l+1:n}\}$, we obtain a feature map:

$$\mathbf{x} = [x_1, x_2, \dots, x_{n-l+1}]. \quad (17)$$

We apply max-pooling operation over the feature map \mathbf{x} and take the maximum value $\hat{x} = \max\{\mathbf{x}\}$ as the final feature extracted by the filter \mathbf{m} . This pooling scheme is to capture the most dominating feature for each filter. CNN obtains multiple features by utilizing multiple filters with varied sizes. These features form a vector $\mathbf{r} = [x_1, x_2, \dots, x_s]$ (s is the number of filters) which will be passed to a fully connected softmax layer to output the probability distribution over labels

$$y = \text{softmax}(W \cdot \mathbf{r} + b). \quad (18)$$

Given a training sample (\mathbf{x}^i, y^i) where $y^i \in \{1, 2, \dots, c\}$ is the true label of \mathbf{x}^i and the estimated probability of our model is $\tilde{y}_j^i \in [0, 1]$ for each label $j \in \{1, 2, \dots, c\}$, and the error is defined as:

$$L(\mathbf{x}^i, y^i) = - \sum_{j=1}^c \text{if}\{y^i = j\} \log(\tilde{y}_j^i). \quad (19)$$

Here, c denotes the number of possible labels of \mathbf{x}^i and $\text{if}\{\cdot\}$ is an indicator function such that: $\text{if}\{y^i = j\} = 1$ if $y^i = j$, $\text{if}\{y^i = j\} = 0$ otherwise. We employ stochastic gradient descent (SGD) to update the model parameters and adopt Adam optimizer.

4 Experimental Study

4.1 Experiments Datasets

We evaluate our model on several datasets. Summary statistics of the datasets are shown in Table 1.

- **MR**: Short movie review dataset with one sentence per review. Each review was labeled with their overall sentiment polarity (positive or negative).
- **Subj**: Subjectivity dataset containing sentences labeled with respect to their subjectivity status (subjective or objective).
- **SST-1**: Stanford Sentiment Treebank—an extension of MR but with train/dev/test splits provided and fine-grained labels (very positive, positive, neutral, negative, very negative).
- **SST-2**: Same as SST-1 but with neutral reviews removed and binary labels
- **MPQA**: Opinion polarity detection subtask of the MPQA dataset.

4.2 Experiments Settings

- **Padding**: We first use len to denote the maximum length of the sentence in the training set. As the convolution layer requires input of fixed length, we pad each sentence that has a length less than len with *UNK* symbol which indicates the unknown word in front of the sentence. Sentences in the test dataset that are shorter than

Model	MR	Subj	MPQA	SST-1	SST-2
Sent-Paser [40]	79.5	-	86.3	-	-
NBSVM [41]	79.4	93.2	86.3	-	-
MNB [41]	79.0	93.6	86.3	-	-
F-Dropout [42]	79.1	93.6	86.3	-	-
G-Dropout [42]	79.0	93.4	86.1	-	-
Paragraph-Vec [8]	-	-	-	48.7	87.8
RAE [43]	77.7	-	-	43.2	82.4
MV-RNN [44]	79.0	-	-	44.4	82.9
RNTN [45]	-	-	-	45.7	85.4
DCNN [17]	-	-	-	<u>48.5</u>	86.8
Fully Connected [46]	81.59	-	-	-	-
CNN-non-static [19]	81.5	93.4	89.5	48.0	87.2
CNN-multichannel [19]	81.1	93.2	89.4	47.4	<u>88.1</u>
WkA+25%flexible [47]	80.02	92.68	-	46.11	84.29
Fully Connected [46]	81.59	-	-	-	-
L-MCNN [48]	82.4	-	-	-	-
Hclustering avg [49]	80.20	-	-	-	-
Kmeans centroid [49]	80.21	-	-	-	-
AMCNN-1	82.17	92.96	89.61	47.02	86.43
AMCNN-3	<u>82.57</u>	<u>93.75</u>	<u>89.75</u>	47.58	86.85
AMCNN-5	82.41	93.43	89.34	47.41	86.56
AMCNN-7	82.23	93.36	89.46	47.16	86.29
AMCNN-rv	82.34	93.52	89.55	47.37	86.69

Table 2: Results of our AMCNN models against other models. We use underline to highlight wins.

Hyperparameter	Ranges	Adopt
<i>Hidden size</i>	{16, 32, 50, 64, 100, 128, ...}	100
<i>L2</i>	{0.0001, 0.0005, 0.001, 0.003, ...}	0.0005
<i>Channel</i>	{1, 2, 3, 4, 5, 6, ...}	3
<i>Filter size</i>	{(2,3,4), (3,4,5), (4,5,6), ...}	-
<i>Filter map</i>	{10, 30, 50, 100, 150, ...}	100

Table 3: Hyper-parameters setting. *Hidden size*: The dimension of unidirectional LSTM. *L2*: L_2 regularization term. *Channel*: The number of channels. *Filter size*: The size of convolutional filters. *Filter map*: The number of convolutional filter maps.

len are padded in the same way, but for sentences that have a length longer than len , we just cut words at the end of these sentences to ensure all sentences have a length len .

- **Initialization:** We use publicly available *word2vec* vectors to initialize the words in the dataset. *word2vec* vectors are pre-trained on 100 billion words from Google News through an unsupervised neural language model. For words that are not present in the set of pre-trained words or rarely appear in data sets, we initialize each dimension from $U[-0.25, 0.25]$ to ensure all word vectors have the same variance. Word vectors are fine-tuning along with other parameters during the training process.
- **Hyper-parameters:** The feature representation of Bi-LSTM is controlled by the size of hidden states. We investigate our model with various hidden sizes and set the hidden size of unidirectional LSTM to be 100. We also investigate the impact of the size of the channels on our model. When the size of the channels is set to be 1, our model is a single channel network. When increasing the size of the channels, our model obtains a more semantic representation of the text. Too many channels increase parameters and thus it can cause overfitting. Eclectically, we simply set the size of the channels to be 3. Convolutional filter decides the n-gram feature which directly influences the classification performance. We set the filter size based on different datasets and simply set the filter map to be 100. More details of hyper-parameters are shown on Table 3.
- **Other settings:** We only use one Bi-LSTM layer and one convolutional layer. Dropout is applied on the word embedding layer, the CNN input layer, and the penultimate layer. Weight vectors are constrained by

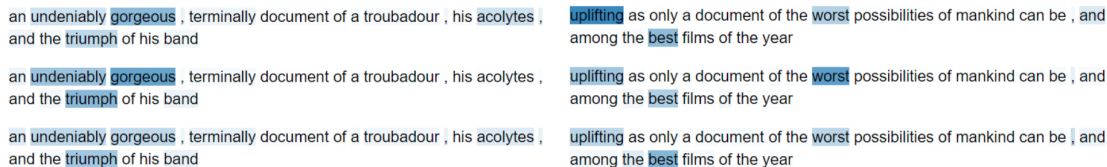


Figure 3: Visualization of the scalar attention weights learned by different channels

L_2 regularization and the model is trained to minimize the cross-entropy loss of true labels and the predicted labels.

4.3 Baselines

We compare our model with several baseline methods which can be divided into the following categories:

Traditional Machine Learning A statistical parsing framework was studied for sentence-level sentiment classification [40]. Simple Naive Bayes (NB) and Support Vector Machine (SVM) variants outperformed most published results on sentiment analysis datasets [41]. It was shown in [42] how to do fast dropout training by sampling from or integrating a Gaussian approximation. These measures were justified by the central limit theorem and empirical evidence, and they resulted in an order of magnitude speedup and more stability.

Deep Learning Word2vec [8] was extended with a new method called Paragraph-Vec, which is an unsupervised algorithm that learns fixed-length feature representations from variable-length pieces of texts, such as sentences, paragraphs, and documents. Various recursive networks were extended [43–45]. Generic and target domain embeddings were incorporated to CNN [17]. A series of experiments with CNNs was trained on top of pre-trained word vectors for sentence-level classification tasks [19]. Desirable properties such as semantic coherence, attention mechanism and kernel reusability in CNN were empirically studied for learning sentence-level tasks [47]. Both word embeddings created from generic and target domain corpora were utilized when it’s difficult to find a domain corpus [46]. A hybrid L-MCNN model was proposed to represent the semantics of sentences [48].

4.4 Results and Analysis

Table 2 shows results of our model on five datasets against other methods. We refer to our model as AMCNN- $\{1, 3, 5, 7\}$. Here AMCNN- x stands for AMCNN with x channels which means there are x different representations of the text. As we can see, our model exceeds in 3 out of 5 tasks. For MR/Subj/MPQA, AMCNN-3 outperforms other baselines and we can get a rough observation that AMCNN-3 performs better than AMCNN- $\{5,7\}$, and they all perform better than AMCNN-1, which is a single channel model. This phenomenon indicates that multichannel representation is effective, but continuing to increase the size of the channels does not improve our model all the time. We conjecture that it would be better to choose x according to the number of informative words in the sentence. Take the following sentences for example:

1. *An undeniably gorgeous, terminally document of a troubadour, his acolytes, and the triumph of his band.*
2. *Uplifting as only a document of the worst possibilities of mankind can be, and among the best films of the year.*

Fig. 3 shows the visualization of scalar attention distribution of the above sentences.

The second sentence could not be labeled positive or negative without a doubt if we focus on a single informative word (“*uplifting*”, “*worst*” or “*best*”) alone. Only if these informative words were all emphasized can this sentence be truly understood. “*Uplifting*” received more attention weight than other words in the first channel. “*worst*” received more attention weight in the second than the third channel and “*best*” received more attention weight in the third than the second channel. If the second channel is set to be an independent model, this sentence might be classified incorrectly. But AMCNN-3 will still label this sentence as positive. Multichannel essentially provides a way to represent a sentence from different views and provides diversification.

We also investigate the impact of the vectorial attention on AMCNN and find that it improves performance. AMCNN-rv denotes AMCNN-3 without applying the vectorial attention mechanism. We owe the validity of the vectorial attention

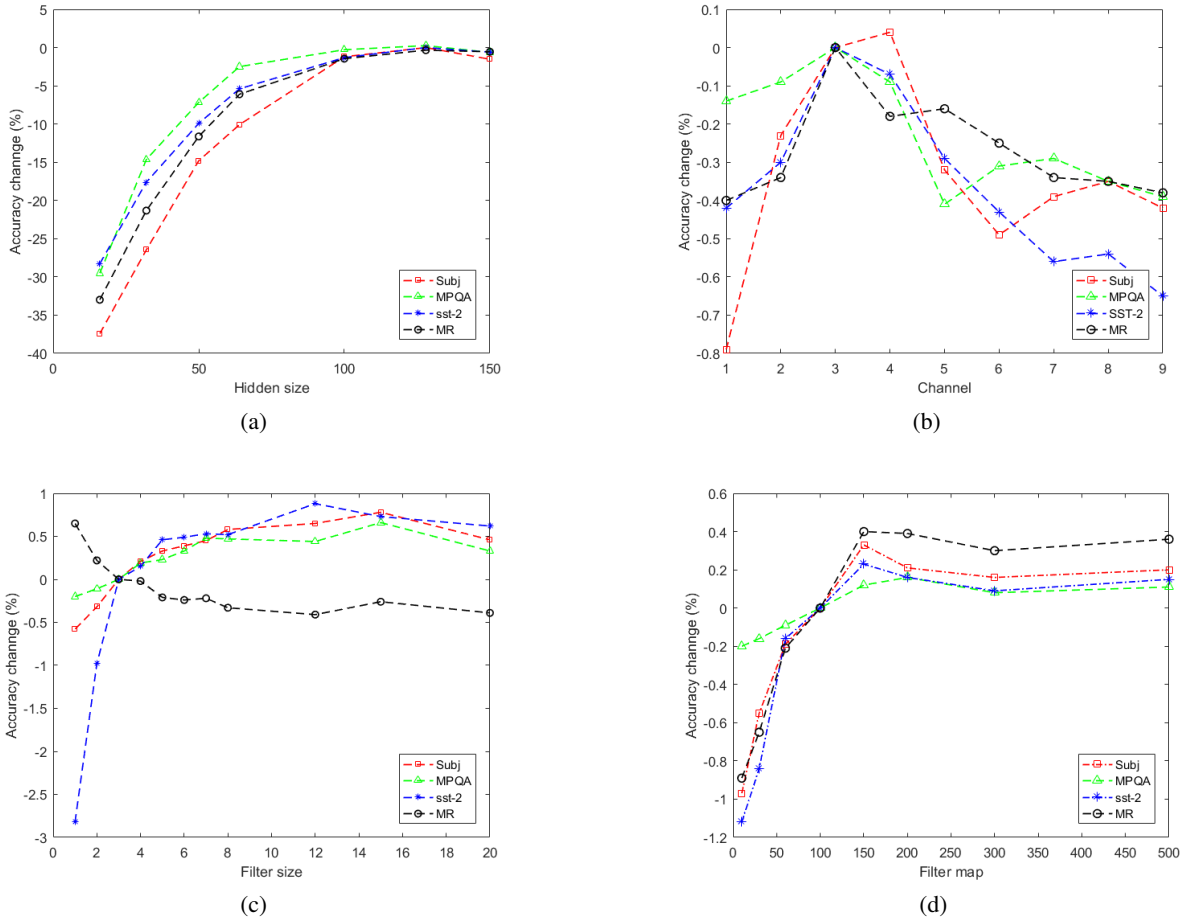


Figure 4: Effect of hyper-parameters: (a) hidden size, (b) channel, (c) filter size , and (d) the filter map.

mechanism to its selectivity of features that can better describe the word in the specific given tasks. Actually, the vectorial attention mechanism introduces the perturbation of hidden states and makes our model more robust. Another advantage of the vectorial attention mechanism is that it assigns different learning speeds to each dimension of the hidden state indirectly so that informative dimension could be tuned at a bigger pace than dimension of less information.

4.5 Parameter Sensitivity

We further evaluate how the parameters of AMCNN impact its performance on the text classification task. In this experiment, we evaluate the effect of change of *Hidden size*, *Channel*, *Filter size*, and *Filter map* on AMCNN performance with other parameters remaining the same.

- **Impact of *Hidden size***: Fig.4(a) shows the impact of *Hidden size* on classification accuracy. It can be observed that the classification accuracy of the model increases with the increasing of hidden size. When the hidden size is set to be 128, the accuracy curve of the model tends to be flat or even begins to decline. So, the hidden size of Bi-LSTM affects the encoding of the document. If the *Hidden size* is too small, it will lead to underfitting. If the *Hidden size* is too large, it will lead to overfitting.
- **Impact of *Channel***: Fig.4(b) shows the impact of *Channel* on classification accuracy. We observe that the performance first rises and then tends to decline. When channel size is set to be 3, the model (AMCNN-3) performs best on MPQA/SST-2/MR datasets. The model (AMCNN-4) performs best on Subj dataset when channel size is set to be 4. This result shows that multichannel representations of texts help our model improve its performance. However, as the number of channels increases, the parameters of the model also increase, which may lead to overfitting.

- **Impact of *Filter size*:** Fig.4(c) shows the impact of *Filter size* on classification accuracy. It can be observed that the optimal filter size settings of each dataset are different, and the accuracy curve of the MR dataset is opposite to the accuracy curve of other datasets. When *Filter size* is between [10, 14], the model achieves high accuracy on MPQA/Subj/SST-2 datasets. But this performance improvement is not significant compared to the accuracy when *Filter size* is 2. In order to reduce the size of the parameters, *Filter size* of the model is set between [4, 8] in the experiment.
- **Impact of *Filter map*:** Fig.4(d) shows the impact of *Filter map* on classification accuracy. We can observe that the performance rises rapidly first and then tends to be flat. The number of *Filter map* determines the number of feature maps generated after the convolution operation. Each feature map represents a certain feature of the text. The more the number of feature maps, the more features that the convolution operation can extract, and the accuracy of the model can be higher. But the number of features of the text is finite, and the increase in the number of *Filter map* will also increase the size of trainable parameters, which may lead to overfitting.

5 Conclusion and Future Work

In this paper, we propose Attention-based Multichannel Convolutional Neural Network (AMCNN) for text classification. Our model applies Bi-LSTM to capture contextual information and obtains multichannel representations by using the scalar attention and the vectorial attention. AMCNN is able to extract n-gram features with context attached and introduce perturbation to provide robustness. The experimental results demonstrate that the AMCNN model achieves superior performance on the text classification task. Visualization of attention distribution illustrates that multichannel is effective in capturing informative words of different perspectives.

In the future, we will focus on applying a generative model to obtain multichannel representations of texts. Data augmentation of texts could be realized in this way and texts could be represented in rich semantics. CNN requires fixed-length inputs and performs unnecessary convolution operations when dealing with NLP tasks. So, we will also explore CNN architecture that can process the text with variable length.

References

- [1] B. Jiang, Z. Li, H. Chen, and A. G. Cohn. Latent topic text representation learning on statistical manifolds. *IEEE Transactions on Neural Networks and Learning Systems*, 29:5643–5654, 2018.
- [2] Vladimir Naumovich Vapnik. An overview of statistical learning theory. *IEEE Transactions on Neural Networks*, 10(5):988–999, 1999.
- [3] H. Chen, P. Tino, and X. Yao. Probabilistic classification vector machines. *IEEE Transactions on Neural Networks*, 20(6):901–914, 2009.
- [4] H. Chen, P. Tiño, and X. Yao. Efficient probabilistic classification vector machine with incremental basis function selection. *IEEE Transactions on Neural Networks and Learning Systems*, 25(2):356–369, 2014.
- [5] S. Lyu, X. Tian, Y. Li, B. Jiang, and H. Chen. Multiclass probabilistic classification vector machine. *IEEE Transactions on Neural Networks and Learning Systems*, 2019.
- [6] B. Jiang, H. Chen, B. Yuan, and X. Yao. Scalable graph-based semi-supervised learning through sparse bayesian model. *IEEE Transactions on Knowledge and Data Engineering*, 29(12):2758–2771, 2017.
- [7] Yoshua Bengio, Réjean Ducharme, Pascal Vincent, and Christian Jauvin. A neural probabilistic language model. *Journal of machine learning research*, 3(Feb):1137–1155, 2003.
- [8] Quoc Le and Tomas Mikolov. Distributed representations of sentences and documents. In *International Conference on Machine Learning*, pages 1188–1196, 2014.
- [9] Minh-Thang Luong, Hieu Pham, and Christopher D Manning. Effective approaches to attention-based neural machine translation. *arXiv preprint arXiv:1508.04025*, 2015.
- [10] Xiang Zhang, Junbo Zhao, and Yann LeCun. Character-level convolutional networks for text classification. In *Advances in neural information processing systems*, pages 649–657, 2015.
- [11] J. Xu, J. Liu, L. Zhang, Z. Li, and H. Chen. Improve Chinese word embeddings by exploiting internal structure. In *Proceedings of NAACL*, pages 1041–1050, 2016.
- [12] Duyu Tang, Bing Qin, and Ting Liu. Document modeling with gated recurrent neural network for sentiment classification. In *Proceedings of the 2015 conference on empirical methods in natural language processing*, pages 1422–1432, 2015.

- [13] Sepp Hochreiter and Jürgen Schmidhuber. Long short-term memory. *Neural computation*, 9(8):1735–1780, 1997.
- [14] X. Zhao, X. Feng, H. Zhong, J. Yao, and H. Chen. Condition aware and revise transformer for question answering. In *Proceedings of The Web Conference 2020*, pages 2377–2387, 2020.
- [15] Kyunghyun Cho, Bart Van Merriënboer, Caglar Gulcehre, Dzmitry Bahdanau, Fethi Bougares, Holger Schwenk, and Yoshua Bengio. Learning phrase representations using rnn encoder-decoder for statistical machine translation. *arXiv preprint arXiv:1406.1078*, 2014.
- [16] Tao Lei, Yu Zhang, and Yoav Artzi. Training rnns as fast as cnns. *arXiv preprint arXiv:1709.02755*, 2017.
- [17] Nal Kalchbrenner, Edward Grefenstette, and Phil Blunsom. A convolutional neural network for modelling sentences. *arXiv preprint arXiv:1404.2188*, 2014.
- [18] Wen-tau Yih, Xiaodong He, and Christopher Meek. Semantic parsing for single-relation question answering. In *Proceedings of the 52nd Annual Meeting of the Association for Computational Linguistics (Volume 2: Short Papers)*, volume 2, pages 643–648, 2014.
- [19] Yoon Kim. Convolutional neural networks for sentence classification. *arXiv preprint arXiv:1408.5882*, 2014.
- [20] Siwei Lai, Liheng Xu, Kang Liu, and Jun Zhao. Recurrent convolutional neural networks for text classification. In *AAAI*, volume 333, pages 2267–2273, 2015.
- [21] Chenglong Wang, Feijun Jiang, and Hongxia Yang. A hybrid framework for text modeling with convolutional rnn. In *Proceedings of the 23rd ACM SIGKDD International Conference on Knowledge Discovery and Data Mining*, pages 2061–2069. ACM, 2017.
- [22] Tomas Mikolov, Ilya Sutskever, Kai Chen, Greg S Corrado, and Jeff Dean. Distributed representations of words and phrases and their compositionality. In *Advances in neural information processing systems*, pages 3111–3119, 2013.
- [23] Zichao Yang, Diyi Yang, Chris Dyer, Xiaodong He, Alex Smola, and Eduard Hovy. Hierarchical attention networks for document classification. In *Proceedings of the 2016 Conference of the North American Chapter of the Association for Computational Linguistics: Human Language Technologies*, pages 1480–1489, 2016.
- [24] Armand Joulin, Edouard Grave, Piotr Bojanowski, and Tomas Mikolov. Bag of tricks for efficient text classification. *arXiv preprint arXiv:1607.01759*, 2016.
- [25] Alexis Conneau, Holger Schwenk, Loïc Barrault, and Yann Lecun. Very deep convolutional networks for text classification. *arXiv preprint arXiv:1606.01781*, 2016.
- [26] Lili Mou, Hao Peng, Ge Li, Yan Xu, Lu Zhang, and Zhi Jin. Discriminative neural sentence modeling by tree-based convolution. *arXiv preprint arXiv:1504.01106*, 2015.
- [27] Wenpeng Yin and Hinrich Schütze. Multichannel variable-size convolution for sentence classification. *arXiv preprint arXiv:1603.04513*, 2016.
- [28] Y. Li, B. Jiang, H. Chen, and X. Yao. Symbolic sequence classification in the fractal space. *IEEE Transactions on Emerging Topics in Computational Intelligence*, 2018.
- [29] Z. Gong and H. Chen. Sequential data classification by dynamic state warping. *Knowledge and Information Systems*, 57(3):545–570, 2018.
- [30] H. Chen, P. Tiño, and X. Yao. Cognitive fault diagnosis in tennessee eastman process using learning in the model space. *Computers & chemical engineering*, 67:33–42, 2014.
- [31] H. Chen, P. Tiño, A. Rodan, and X. Yao. Learning in the model space for cognitive fault diagnosis. *IEEE Transactions Neural Networks Learning System*, 25(1):124–136, 2014.
- [32] H. Chen, F. Tang, P. Tino, and X. Yao. Model-based kernel for efficient time series analysis. In *Proceedings of the 19th ACM SIGKDD international conference on Knowledge discovery and data mining*, pages 392–400, 2013.
- [33] Z. Gong and H. Chen. Model-based oversampling for imbalanced sequence classification. In *Proceedings of the 25th ACM International on Conference on Information and Knowledge Management*, pages 1009–1018, 2016.
- [34] H. Chen, F. Tang, P. Tino, A. G. Cohn, and X. Yao. Model metric co-learning for time series classification. In *Twenty-Fourth International Joint Conference on Artificial Intelligence*, 2015.
- [35] Z. Gong, H. Chen, B. Yuan, and X. Yao. Multiobjective learning in the model space for time series classification. *IEEE Transactions on Cybernetics*, 49(3):918–932, 2018.
- [36] Junyoung Chung, Caglar Gulcehre, KyungHyun Cho, and Yoshua Bengio. Empirical evaluation of gated recurrent neural networks on sequence modeling. *arXiv preprint arXiv:1412.3555*, 2014.

- [37] Dzmitry Bahdanau, Kyunghyun Cho, and Yoshua Bengio. Neural machine translation by jointly learning to align and translate. *arXiv preprint arXiv:1409.0473*, 2014.
- [38] Ashish Vaswani, Noam Shazeer, Niki Parmar, Jakob Uszkoreit, Llion Jones, Aidan N Gomez, Łukasz Kaiser, and Illia Polosukhin. Attention is all you need. In *Advances in Neural Information Processing Systems*, pages 5998–6008, 2017.
- [39] Yoshua Bengio, Patrice Simard, and Paolo Frasconi. Learning long-term dependencies with gradient descent is difficult. *IEEE transactions on neural networks*, 5(2):157–166, 1994.
- [40] Li Dong, Furu Wei, Shujie Liu, Ming Zhou, and Ke Xu. A statistical parsing framework for sentiment classification. *Computational Linguistics*, 41(2):293–336, 2015.
- [41] Sida Wang and Christopher D Manning. Baselines and bigrams: Simple, good sentiment and topic classification. In *Proceedings of the 50th Annual Meeting of the Association for Computational Linguistics: Short Papers-Volume 2*, pages 90–94. Association for Computational Linguistics, 2012.
- [42] Sida Wang and Christopher Manning. Fast dropout training. In *international conference on machine learning*, pages 118–126, 2013.
- [43] Richard Socher, Jeffrey Pennington, Eric H Huang, Andrew Y Ng, and Christopher D Manning. Semi-supervised recursive autoencoders for predicting sentiment distributions. In *Proceedings of the conference on empirical methods in natural language processing*, pages 151–161. Association for Computational Linguistics, 2011.
- [44] Richard Socher, Brody Huval, Christopher D Manning, and Andrew Y Ng. Semantic compositionality through recursive matrix-vector spaces. In *Proceedings of the 2012 joint conference on empirical methods in natural language processing and computational natural language learning*, pages 1201–1211. Association for Computational Linguistics, 2012.
- [45] Richard Socher, Alex Perelygin, Jean Wu, Jason Chuang, Christopher D Manning, Andrew Ng, and Christopher Potts. Recursive deep models for semantic compositionality over a sentiment treebank. In *Proceedings of the 2013 conference on empirical methods in natural language processing*, pages 1631–1642, 2013.
- [46] Nut Limsopatham and Nigel Collier. Modelling the combination of generic and target domain embeddings in a convolutional neural network for sentence classification. *ACL 2016*, page 136, 2016.
- [47] Madhusudan Lakshmana, Sundararajan Sellamanickam, Shirish Shevade, and Keerthi Selvaraj. Learning semantically coherent and reusable kernels in convolution neural nets for sentence classification. *arXiv preprint arXiv:1608.00466*, 2016.
- [48] Yanbu Guo, Weihua Li, Chen Jin, Yunhao Duan, and Shuang Wu. An integrated neural model for sentence classification. In *2018 Chinese Control And Decision Conference (CCDC)*, pages 6268–6273. IEEE, 2018.
- [49] Hwa-Yeon Kim, Jinsu Lee, Na Young Yeo, Marcella Astrid, Seung-Ik Lee, and Young-Kil Kim. Cnn based sentence classification with semantic features using word clustering. In *2018 International Conference on Information and Communication Technology Convergence (ICTC)*, pages 484–488. IEEE, 2018.