
YOU SHALL NOT PASS: AVOIDING SPURIOUS PATHS IN SHORTEST-PATH BASED CENTRALITIES IN MULTIDIMENSIONAL COMPLEX NETWORKS

A PREPRINT

Klaus Wehmuth; Artur Ziviani
Computer Science Dept
National Laboratory for Scientific Computing (LNCC)
25651-075, Petrópolis, RJ, Brazil
klaus@lncc.br; ziviani@lncc.br

Leonardo C. Costa; Alex B. Vieira
Computer Science Dept
Universidade Federal de Juiz de Fora (UFJF)
36036-330, Juiz de Fora, MG, Brazil
leonardo.chinelate@gmail.com; alex.borges@ufjf.edu.br

Ana Paula Couto da Silva
Computer Science Dept
Universidade Federal de Minas Gerais (UFMG)
31270-010, Belo Horizonte, MG, Brazil
ana.coutosilva@dcc.ufmg.br

June 15, 2022

ABSTRACT

In complex network analysis, centralities based on shortest paths, such as betweenness and closeness, are widely used. More recently, many complex systems are being represented by time-varying, multilayer, and time-varying multilayer networks, i.e. multidimensional (or high order) networks. Nevertheless, it is well-known that the aggregation process may create spurious paths on the aggregated view of such multidimensional (high order) networks. Consequently, these spurious paths may then cause shortest-path based centrality metrics to produce incorrect results, thus undermining the network centrality analysis. In this context, we propose a method able to avoid taking into account spurious paths when computing centralities based on shortest paths in multidimensional (or high order) networks. Our method is based on MultiAspect Graphs (MAG) to represent the multidimensional networks and we show that well-known centrality algorithms can be straightforwardly adapted to the MAG environment. Moreover, we show that, by using this MAG representation, pitfalls usually associated with spurious paths resulting from aggregation in multidimensional networks can be avoided at the time of the aggregation process. As a result, shortest-path based centralities are assured to be computed correctly for multidimensional networks, without taking into account spurious paths that could otherwise lead to incorrect results. We also present a case study that shows the impact of spurious paths in the computing of shortest paths and consequently of shortest-path based centralities, thus illustrating the importance of this contribution.

Keywords FNetwork centrality · time-varying networks · multilayer networks · high order networks

1 Introduction

Centrality is a key concept for complex network analysis [3, 9]. Typically seen as a ranking of the relative importance of vertices or edges in a complex network, many distinct centrality definitions have been proposed over the last decades for different purposes in several fields [6, 11, 12, 18, 20]. More recently, many complex systems are being represented by time-varying, multilayer, and time-varying multilayer networks, i.e. multidimensional (or high order) networks. Traditionally multidimensional networks were referred to as networks for which there are more than one edge connecting two vertices, i.e. a multigraph. However, with the emergence of time-varying and multilayer networks, the definition of multidimensional networks evolved to support these newer types of higher order networks. Berlinger et al. [1] state that dimensions in network data can be either explicit or implicit. In the first case the dimensions directly reflect the various interactions in reality; in the second case, the dimensions are defined by the analyst to reflect different interesting qualities of the interactions, which can be inferred from the available data, in structures as multilayer or multiplex networks. Therefore, inline with this interpretation of several related works [2, 13, 15, 25, 26], we use the term multidimensional network to refer to higher-order complex networks that involve multiple aspects or features (i.e. dimensions), such as time instants, layers, and so on. More specifically, in this paper, we focus on shortest-path based centralities, such as betweenness and closeness, in multidimensional networks.

We represent multidimensional networks by means of using MultiAspect Graphs (MAGs) [23, 24], which are a recently introduced abstraction able to represent time-varying, multilayer, combined time-varying and multilayer, or even higher order graphs. In a MAG, each independent structure (i.e., a dimension) of a high order network is represented by an aspect. Therefore, in a MAG, aspects are used to represent the vertices set, layer set, time instants set, and so on. MAGs are shown to be isomorphic to an object composed of a directed graph and one companion tuple. Furthermore, MAGs are closely related to directed graphs [23]. Algebraic representations and basic algorithms for MAGs are investigated in [24]. These previous works pave the way for the MAG centrality notions investigated here. In particular, we focus on shortest-path based centralities, since they are widely applied in complex network analysis and relatively straightforward to interpret.

In order to assess node centralities in multidimensional networks, it is common to aggregate one or more aspects of the network in a dimensionality reduction process. Nevertheless, it is well-known that the aggregation process may create spurious paths on the aggregated view of such multidimensional networks [2, 8, 15, 17–19]. Spurious paths emerge as additional paths that actually did not exist in the original network. As a consequence, this may generate shortest paths that also did not exist in the original networks. The presence of these artifacts on the aggregated network causes the shortest-path based centrality measures to include spurious shortest paths on their computation, leading to results that are not consistent with the original network and undermining the network centrality-based analysis of the multidimensional network. Figure 1 presents a small illustrative example of this issue. In this case, T1, T2, and T3 represent three instants of a time-varying graph (TVG). It can be seen that in this TVG there is no path from vertex 1 at time T1 to vertex 4 at any time since the edge $\{3, 4\}$ occurs at time T2, before edge $\{2, 3\}$ at time T3. However, in the aggregated network there is a path from vertex 1 to vertex 4. Often such spurious paths in aggregated network views are overlooked, thus potentially misleading the centrality analysis, or it becomes a cumbersome (and not scalable) process to disregard them in computing shortest paths at the aggregated view. This motivates the investigation of ways to avoid these spurious paths at the aggregation process.

In this paper, we propose a method¹ able to avoid taking into account spurious paths when aggregating dimensions and, as a consequence, also when later computing centralities based on shortest paths in multidimensional networks. To the best of our knowledge, this is the first method to avoid the generation of spurious paths at the aggregation process in multidimensional networks. Further, we present a formalization of well-known centralities in the MAG environment, assuring that the subject of shortest-paths centralities in MAGs is well defined to provide the support proposed solution. The presence of aggregation artifacts on the aggregated network causes the centrality algorithms based on shortest paths to include these shortest *spurious* paths into the centrality calculation, leading to results that are not consistent with the original network. Then, as the main contribution of this work, we prove that, by using the proposed method, pitfalls usually associated with aggregation can be avoided in multidimensional networks. As a result, path-based centralities are assured to be computed correctly without taking into account spurious paths that could lead to incorrect results. We also present a case study that shows the impact of spurious paths in the computing of shortest paths and consequently of shortest-path based centralities, thus illustrating the importance of this contribution.

This paper is organized as follows. Section 2 presents a brief description of MultiAspect Graphs, defines sub-determination, and discusses the proof that spurious paths related to sub-determination can be avoided in centralities based on shortest paths. Section 3 formalizes shortest-path based centralities and their sub-determined form on the MAG environment. Section 4 discusses the implementation of algorithms for evaluating shortest-path centralities on

¹This is an extended version of the shorter paper [22] that showed only the theoretical part of the work.

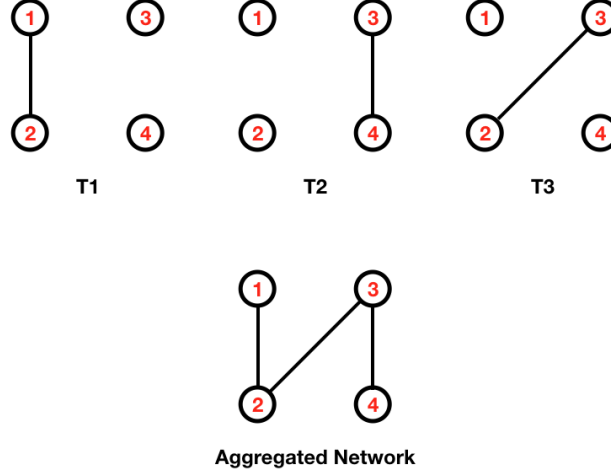


Figure 1: Time-Varying Graph and its aggregated form.

MAGs and presents an example of a betweenness centrality algorithm in both sub-determined and non-sub-determined forms. Section 5 presents a case study comparing results obtained by the traditional method to results obtained by our proposed method that avoids spurious paths. Finally, Section 6 presents final remarks and concludes the paper.

2 Background on MultiAspect Graphs (MAGs)

We define a MAG as $H = (A, E)$, where E is a set of edges and A is a finite list of sets, each of which is called an *aspect*. Each aspect $\sigma \in A$ is a finite set, and the number of aspects $p = |A|$ is called the order of H . Each edge $e \in E$ is a tuple with $2 \times p$ elements. All edges are constructed so that they are of the form $(a_1, \dots, a_p, b_1, \dots, b_p)$, where a_1, b_1 are elements of the first aspect of H , a_2, b_2 are elements of the second aspect of H , and so on, until a_p, b_p which are elements of the p -th aspect of H .

As a matter of notation, we say that $A(H)$ is the aspect list of H and $E(H)$ is the edge set of H . Further, $A(H)[n]$ is the n -th aspect in $A(H)$, $|A(H)[n]| = \tau_n$ is the number of elements in $A(H)[n]$, and $p = |A(H)|$ is the order of H . Further, we define the set

$$\mathbb{V}(H) = \prod_{n=1}^p A(H)[n], \quad (1)$$

which is the Cartesian product of all the p aspects of the MAG H . We call the elements $\mathbf{v} \in \mathbb{V}(H)$ *composite vertices*. Note that each composite vertex $\mathbf{v} \in \mathbb{V}(H)$ has the form (a_1, \dots, a_p) . Therefore, there is a close relation between MAG edges and pairs of composite vertices, since $(a_1, \dots, a_p, b_1, \dots, b_p) \sim (\mathbf{v}, \mathbf{u}) = ((a_1, \dots, a_p), (b_1, \dots, b_p))$, so that $\mathbf{v} = (a_1, \dots, a_p)$ and $\mathbf{u} = (b_1, \dots, b_p)$. From this relation between MAG edges and pairs of composite vertices, it is possible to build a directed graph of composite vertices, which is shown in [23] to be isomorphic to the MAG.

As a consequence of the isomorphism between a MAG and a directed graph, we then define the function

$$g : (A(H), E(H)) \rightarrow (\mathbb{V}(H), \mathbb{V}(H) \times \mathbb{V}(H)) \quad (2)$$

$$H \mapsto (\mathbb{V}(H), \psi(E(H))),$$

which maps every MAG H to its isomorphic directed graph $g(H)$. Further, we define the set of functions

$$\pi_i : \mathbb{V}(H) \rightarrow A(H)[i] \quad (3)$$

$$(a_1, a_2, \dots, a_p) \mapsto a_i,$$

which extracts the n -th element of a composite vertex tuple.

Note that, by the definition of $g(H)$ in Expression 2, the vertices of the directed graph $g(H)$ are tuples with p elements. It is also possible, if desired, to have a more traditional graph representation where the vertices are simply points of a set with no additional meaning. In this case, the directed graph has to be complemented by a *companion tuple*, which allows the association of each vertex with its original MAG tuple. This companion tuple is a tuple with p elements, where each element $0 < i \leq p$ is given as $|A(H)[i]|$, the number of components of the i -th aspect. Further details regarding the construction and usage of the companion tuple of a MAG can be found in [24].

2.1 How a MAG represents a time-varying graph (TVG)

In this section, we briefly show how MAGs can represent time-varying graphs (TVGs). In this case, we adopt a 2-order MAG for such a representation, i.e. we use two aspects (vertices and time instants) to represent a TVG. As a consequence, to represent a TVG we adopt the particular MAG $H = (V, E, T)$, where V is the set of vertices, T is the set of time instants, and E is the set of edges that connect the composite vertices. These composite vertices, in this case of a TVG as a 2-order MAG, can also be thought of as temporal nodes represented by the tuple (v, t) , where $v \in V$ and $t \in T$, with $p = 2$ aspects. Figure 2 shows an illustrative example of a TVG with 2 nodes $\{0, 1\} \in V$ and 3 time instants $\{t_0, t_1, t_2\} \in T$, along with some illustrative edges connecting the composite vertices (i.e., temporal nodes). Such edges can connect temporal nodes at the same time instant (edges shown in blue), in different time instants (shown in red), or a combination of both (shown in green).

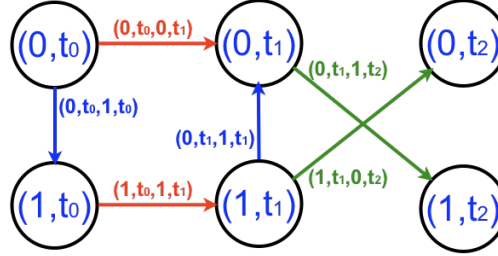


Figure 2: Example of a TVG represented as a 2-order MAG.

The particular usage of the MAG object $H = (V, E, T)$ to represent a TVG is formally described in a previous paper [25]. This MAG-based TVG model is therein shown to unify the representation of several previous (classes of) models for TVGs found in the literature, which in general are unable to represent each other.

The results discussed in this paper concerning the avoidance of spurious paths along the aggregation process are valid for this particular case of MAGs being used to represent TVGs. Moreover, such results also remain valid for the more general cases in which MAGs are used to represent high order complex networks as well, as it is shown in the remainder of this paper.

2.2 Shortest paths in MAGs

Since every MAG H is isomorphic to a directed graph, it follows that shortest paths between composite vertices are equivalent to shortest paths between vertices of a directed graph. Therefore, algorithms based on shortest paths between composite vertices can be constructed as traditional directed graph algorithms. In particular, algorithms for centralities based on shortest paths, like for instance, closeness and betweenness centralities, can be computed for composite vertices on a MAG with the same algorithms used for computing them in directed graphs.

In the case of sub-determined vertices on a MAG, however, the traditional algorithms for directed graphs may lead to problems, if applied directly. As shown in [23, 24], shortest paths and distances between sub-determined vertices do not have the same properties of shortest paths and distances on directed graphs.

In MAGs, similarly to traditional graphs, distances can be defined in different ways depending on the application. In this sense, one common way of defining distances between composite vertices in MAGs is the number of hops of a shortest path between these vertices. Edge attributes (weights) can be used to assign distances (e.g. metric distances) to an edge. Moreover, any MAG that has time instants as an aspect can be seen as a time-varying MAG. Hence, the time length of an edge is determined by the difference between the two time values on that edge. Therefore, time distances can be inferred directly from the edge composition. As a consequence, as with traditional directed graphs, algorithms based on shortest paths can be adapted for use with any other distance definition.

2.3 MAG sub-determination

A MAG sub-determination is a generalization of the aggregation applied to multilayer or time-varying graphs, in which all layers or time instants can be aggregated, resulting in a traditional directed graph. In other words, the sub-determination process can be seen as a partition of the original MAG, where composite vertices that are sub-determined to a same sub-determined vertex are on the same equivalence class. Since a MAG can have more than 2 aspects, a sub-determination can be performed in more ways than the aggregation

Given an arbitrary MAG H , a sub-determination is constructed from a non-empty proper sublist of the aspects of H . Since this sublist excludes the empty sublist and the full aspect list of H , in a MAG with p aspects there are $2^p - 2$ possible non-empty proper aspect sublists, each one of them originating a distinct sub-determination. Therefore, in a MAG H with p aspects we identify the possible sub-determination by a positive integer ζ , where $1 \leq \zeta \leq 2^p - 2$. A tuple with p elements either 0 or 1 can be used as a set indicator to represent each possible sub-determination. An element with value 1 in the i -th position of the tuple indicates that the i -th aspect is present in the sub-determination while a 0 indicates that the i -th aspect is not present in the sub-determination. We remark that this tuple is equivalent to the binary representation of the integer ζ . We thus use the symbol ζ to represent the sub-determination both as an integer number or its equivalent tuple.

For a given MAG H and a sub-determination ζ , we have a sublist $A_\zeta(H) \subset A(H)$ such that $p_\zeta = |A_\zeta(H)|$ is the number of aspects in the sub-determination. From this, we define the set of composite sub-determined vertices of H as

$$\mathbb{V}_\zeta(H) = \times_{n-1}^{p_\zeta} A_\zeta(H)[n], \quad (4)$$

i.e., the Cartesian product of all the aspects in the sub-determination ζ . Further, we also define the function

$$S_\zeta : \mathbb{V}(H) \rightarrow \mathbb{V}_\zeta(H) \quad (5)$$

$$(a_1, a_2, \dots, a_p) \mapsto (a_{\zeta_1}, a_{\zeta_2}, \dots, a_{\zeta_{p_\zeta}}),$$

which takes each composite vertex of H to its sub-determined form.

Even though aggregation (or sub-determination for the case of MAGs) may cause additional paths to be present on the aggregated network, we show that it is possible to obtain a sub-determined Breadth-First Search (BFS) in which the additional paths potentially created by the sub-determination/aggregation process are not considered. The proof of this claim can be found in [24]. However, in order to make this work self-contained, we present a brief motivation of the proof, providing a deeper understanding of how the spurious paths issue can be avoided.

The construction of sub-determined algorithms relies on the use of functions to aggregate/reduce results according to the applied sub-determination. In some cases, this function can be as simple as just summing up values obtained in composite vertices, which are reduced to the same sub-determined vertex. It follows that such summation can be done by matrix multiplication. Given a MAG H and a sub-determination ζ , the sub-determination matrix $M_\zeta(H) \in \mathbb{R}^{n_\zeta \times n}$ is a rectangular matrix, where $n = |\mathbb{V}(H)|$ is the number of composite vertices of H and $n_\zeta = |\mathbb{V}_\zeta(H)|$ is the number of composite vertices of the sub-determination ζ applied to the MAG H . Since a sub-determination is a (proper) subset of the aspects of a MAG, it follows that $n_\zeta | n$, i.e. the number of composite vertices of a MAG, is a multiple of the number of composite vertices in any of its sub-determinations. Further, $M_\zeta(H)$ has the property of having exactly one non-zero entry in each column; and the position of this entry is determined by the numerical value of the sub-determined composite vertex.

Algorithm 1 shows the construction of the sub-determination matrix $M_\zeta(H)$ for a given MAG H and sub-determination ζ . As Algorithm 1 is actually a classic BFS, it has time complexity $O(n + n_\zeta)$ and space complexity $O(n)$. The function D takes a composite vertex to its numerical representation and the function S_ζ takes a composite vertex to its sub-determined form, i.e., it drops the aspects not present in the sub-determination.

Algorithm 1: Construction of M_ζ .

```

input :  $\tau(H)$  and  $\zeta$ 
output:  $M_\zeta(H)$ 
1 SubDetMatrix( $\tau(H), \zeta$ )
2    $T_\zeta = \text{SubCompTuple}(\tau(H), \zeta)$  //  $\zeta$  sub-determined companion tuple
3    $n \leftarrow |\mathbb{V}(H)|$ 
4    $n_\zeta \leftarrow |\mathbb{V}_\zeta(H)|$ 
5    $M_\zeta(H) \leftarrow n_\zeta \times n$  sparse matrix
6   for  $j \leftarrow 1$  to  $n$  do
7      $\mathbf{u} \leftarrow D^{-1}(j, \tau(H))$  // numeric tuple form of  $j$ 
8      $i \leftarrow D(\mathbf{u}, T_\zeta)$  // sub-determined representation
9      $M_\zeta(H)[i, j] \leftarrow 1$ 
10  end
11 return  $M_\zeta(H)$ 

```

From Algorithm 1, it can be seen that the sub-determination matrix $\mathbf{M}_{\zeta_R}(R)$, used to do the sub-determination of the MAG R shown in Figure 3, has the form depicted in Equation 6.

$$\mathbf{M}_{\zeta_R}(R) = \begin{bmatrix} \mathbf{1} & 0 & 0 & \mathbf{1} & 0 & 0 \\ 0 & \mathbf{1} & 0 & 0 & \mathbf{1} & 0 \\ 0 & 0 & \mathbf{1} & 0 & 0 & \mathbf{1} \end{bmatrix}. \quad (6)$$

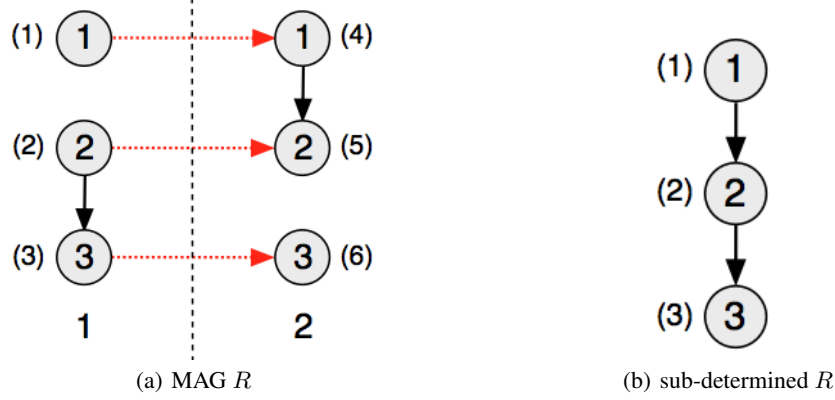


Figure 3: Order 2 MAG R with 2 time instants and its sub-determined form (in time).

Given the adjacency matrix $\mathbf{J}(H)$ of an arbitrary MAG H , and given the sub-determination matrix $\mathbf{M}_{\zeta}(H)$ that represents the desired sub-determination, the adjacency matrix of the sub-determined MAG H_{ζ} is obtained by Equation 7.

$$\mathbf{J}_{\zeta}(H) = \mathbf{M}_{\zeta}(H) \mathbf{J}(H) \mathbf{M}_{\zeta}(H)^T. \quad (7)$$

The adjacency matrix $\mathbf{J}(R)$ of the MAG R shown in Figure 3(a) is given by Equation 8.

$$\mathbf{J}(R) = \begin{bmatrix} 0 & 0 & 0 & \mathbf{1} & 0 & 0 \\ 0 & 0 & \mathbf{1} & 0 & \mathbf{1} & 0 \\ 0 & 0 & 0 & 0 & 0 & \mathbf{1} \\ 0 & 0 & 0 & 0 & \mathbf{1} & 0 \\ 0 & 0 & 0 & 0 & 0 & 0 \\ 0 & 0 & 0 & 0 & 0 & 0 \end{bmatrix}. \quad (8)$$

Therefore, it follows that the adjacency matrix $\mathbf{J}_{\zeta_R}(R)$ of the sub-determined MAG R , shown in Figure 3(b), is given by

$$\mathbf{J}_{\zeta_R}(R) = \mathbf{M}_{\zeta_R}(R) \mathbf{J}(R) \mathbf{M}_{\zeta_R}(R)^T, \quad (9)$$

so that

$$\mathbf{J}_{\zeta_R}(R) = \begin{bmatrix} \mathbf{1} & \mathbf{1} & 0 \\ 0 & \mathbf{1} & \mathbf{1} \\ 0 & 0 & \mathbf{1} \end{bmatrix}. \quad (10)$$

Due to the properties of matrix multiplication, it follows that the result of the algebraic sub-determination of a MAG results in a multi-graph with self-loops. Since we usually consider simple graphs, we may replace the main diagonal by a zero diagonal and (if necessary) substitute any non-zero entry by 1. This way we obtain the matrix $\mathbf{J}_{\mathbf{S}\zeta_R}(R)$, as shown in Equation 11.

$$\mathbf{J}_{\mathbf{S}\zeta_R}(R) = \begin{bmatrix} 0 & \mathbf{1} & 0 \\ 0 & 0 & \mathbf{1} \\ 0 & 0 & 0 \end{bmatrix}. \quad (11)$$

Note that $\mathbf{J}_{\mathbf{S}\zeta_R}(R)$ is indeed the adjacency matrix corresponding to Figure 3(b) and that the spurious edge from vertex 2 to vertex 3 is present in this adjacency matrix, as expected.

We now show that given an arbitrary MAG H , its adjacency matrix $\mathbf{J}(H)$ and a sub-determination ζ , it is possible to obtain a BFS sub-determined by ζ , in which no spurious path is considered. The BFS is closely related to matrix multiplication. This stems from the well-known property of the powers of the adjacency matrix, in which the (i, j) entry of the n -th power of the adjacency matrix shows the number of existing walks of length n from vertex i to vertex j [14]. From this, we could think that for a given MAG H , the series

$$\mathbf{B} = \sum_{i=0}^{\infty} \mathbf{J}(H)^i = \mathbf{I} + \mathbf{J}(H) + \mathbf{J}(H)^2 + \mathbf{J}(H)^3 + \mathbf{J}(H)^4 + \dots \quad (12)$$

would produce a matrix \mathbf{B} , such that the entry $\mathbf{B}_{i,j}$ indicates the number of walks of any length from vertex i to vertex j . This is indeed the case when H happens to be an acyclic MAG, making $\mathbf{J}(H)$ a nilpotent matrix. The existence of cycles in H makes that, for some vertices, there will exist walks of arbitrary length connecting them (namely, the cycles), making the series of Equation 12 divergent. However, since the objective is not to know the number of walks between each pair of vertices, but simply to know which vertices are reachable from each other (i.e. there is at least a path between them), this technical problem can be solved by multiplying the adjacency matrix $\mathbf{J}(H)$ by a scalar ρ_H , such that

$$0 < \rho_H < \frac{1}{\rho(\mathbf{J}(H))}, \quad (13)$$

where $\rho(\mathbf{J}(H))$ is the spectral radius of the matrix $\mathbf{J}(H)$. This leads to the matrix

$$\mathbf{J}_\rho(H) = \rho_H \mathbf{J}(H), \quad (14)$$

so that the spectral radius of the matrix $\mathbf{J}_\rho(H) < 1$. This results that Equation 12 constructed with the matrix $\mathbf{J}_\rho(H)$ converges. Since the convergence of the series is assured, Equation 12 can be re-expressed as

$$\mathbf{B} = (\mathbf{I} - \mathbf{J}_\rho(H))^{-1}. \quad (15)$$

The matrix \mathbf{B} defined in Equation 15 has the property that, for any given composite vertex $\mathbf{v} \in \mathbb{V}(H)$, the row $D(\mathbf{v})$ of \mathbf{B} has non-zero entries in every column that corresponds to a composite vertex $\mathbf{u} \in \mathbb{V}(H)$, such that \mathbf{u} is reachable from \mathbf{v} . Hence, for a given composite vertex \mathbf{v} , the row $D(\mathbf{v})$ corresponds to the result of a BFS started at that composite vertex.

Since we now have an algebraic formulation for the BFS, given by either Equation 12 or Equation 15, we can show that the order in which the sub-determination and the BFS are executed matters. Note that the equation

$$\sum_{i=0}^{\infty} (\mathbf{M}_\zeta(H) \mathbf{J}_\rho(H) \mathbf{M}_\zeta(H)^T)^i \quad (16)$$

represents the case where the sub-determination is calculated first and the BFS is calculated afterwards, while the equation

$$\mathbf{M}_\zeta(H) \left(\sum_{i=0}^{\infty} \mathbf{J}_\rho(H)^i \right) \mathbf{M}_\zeta(H)^T \quad (17)$$

represents the case where the BFS is calculated first and the sub-determination afterwards. Note that in general the result obtained by Equation 16 is different from the result obtained from Equation 17. To see that this claim holds, note that an arbitrary power k of the matrix $\mathbf{M}_\zeta(H) \mathbf{J}_\rho(H) \mathbf{M}_\zeta(H)^T$ is given by

$$\underbrace{\mathbf{M}_\zeta(H) \mathbf{J}_\rho(H) \mathbf{M}_\zeta(H)^T \mathbf{M}_\zeta(H) \mathbf{J}_\rho(H) \mathbf{M}_\zeta(H)^T \dots}_{k \text{ times}}, \quad (18)$$

where $(\mathbf{M}_\zeta(H) \mathbf{J}_\rho(H) \mathbf{M}_\zeta(H)^T)$ is multiplied k times. Note, however, that

$$\mathbf{M}_\zeta(H)^T \mathbf{M}_\zeta(H) \neq \mathbf{I}_n, \quad (19)$$

since $\mathbf{M}_\zeta(H) \in \mathbb{R}^{n_\zeta \times n}$ is a rectangular matrix and $n_\zeta < n$, so that the rank of the matrix $\mathbf{M}_\zeta(H)^T \mathbf{M}_\zeta(H)$ is less or equal to n_ζ , while the rank of the identity \mathbf{I}_n is $n > n_\zeta$. Since Inequality 19 holds, it follows that our claim holds.

From the fact that Equation 16 and Equation 17 are not equivalent, we claim that the results obtained from Equation 17 do not consider spurious paths that can be created by sub-determination. Note that the term $(\sum_{i=0}^{\infty} \mathbf{J}_\rho(H)^i)$ present in Equation 17 is the BFS calculated for the original (i.e. not sub-determined) MAG H . Therefore, it follows that no spurious path is considered in this BFS, since no sub-determination was done. As this BFS was calculated with no spurious paths, the result can now be sub-determined for calculating shortest-path centralities without considering unwanted artifacts that may lead to incorrect centrality results.

3 Centrality in MAGs

In graph theory and network analysis, a centrality can be understood as an indicator of the relative importance of the vertices or edges on the graph under analysis. Formally, it follows that for a given graph $G = (V, E)$, a vertex centrality C_v can be seen as a function from the set of vertices of a graph to a set of nonnegative real numbers, i.e.

$$C_v : V(G) \rightarrow \mathbb{R}^+ \cup \{0\}, \quad (20)$$

where $V(G)$ is the vertex set of the graph G . Note that Function 20 induces a linear order relation upon its domains, which can, in turn, be understood as a centrality notion. The adopted centrality function should then properly reflect the kind of vertex relative importance to be expressed by the centrality notion. Similarly, edge centralities may be defined to reflect the relative importance of an edge.

For instance, the vertex betweenness centrality [10] is defined as

$$C_B(v) = \sum_{s,t \in V(G)} \frac{\sigma(s,t/v)}{\sigma(s,t)}, \quad (21)$$

where $V(G)$ is the the vertex set of the graph G , $s, t \in V(G)$ are vertices of the graph G , $v \in V(G)$ is the vertex for which the centrality is calculated, $\sigma(s,t)$ is the number of shortest paths connecting vertices s and t , and $\sigma(s,t/v)$ is the number of shortest paths from s to t which pass through vertex v . If calculated for each $v \in V(G)$, Equation 21 can be seen as a possible implementation of Function 20.

3.1 Extending the centrality notion to MAGs

The evaluation of edge centralities in a MAG can be done in a straightforward way using the MAG's composite vertex representation. Since this representation is a traditional directed graph and it carries all the edges of the MAG, thus preserving their topological properties (i.e., their adjacency properties), it follows that edge centralities can be computed using the same methods applied to traditional directed graphs.

However, the evaluation of vertex centralities in MAGs is more complex than in a traditional graph. The first difference to be considered is that a MAG can be sub-determined and at the limit any aspect element can become a vertex. Nevertheless, the composite vertices representation of a MAG, which is shown to be isomorphic to the MAG [23], is a directed graph. Hence, vertex centralities in a MAG can be defined in terms of the composite vertices present on the MAG's composite vertices representation, as well as, in terms of any sub-determination of the composite vertices.

3.2 Composite vertex centralities

Formally, a composite vertex centrality can be seen as a function that goes from the set of composite vertices to the set of nonnegative real numbers, i.e.

$$\mathbb{C}_v : \mathbb{V}(H) \rightarrow \mathbb{R}^+ \cup \{0\}, \quad (22)$$

where $\mathbb{V}(H)$ is the set of all composite vertices in H (see Eq. 1).

As the MAG composite vertex representation is a directed graph in which the vertices are the MAG's composite vertices, it follows that any centrality form known for directed graphs can be directly applied to calculate MAG composite vertex centralities. For instance, the composite vertex betweenness centrality can be defined as

$$\begin{aligned} \mathbb{C}_v^B : \mathbb{V}(H) &\rightarrow \mathbb{R}^+ \cup \{0\} \\ \mathbf{v} &\mapsto \sum_{s,t \in \mathbb{V}(H)} \frac{\sigma(\mathbf{s}, \mathbf{t}/\mathbf{v})}{\sigma(\mathbf{s}, \mathbf{t})}, \end{aligned} \quad (23)$$

where $\mathbf{v}, \mathbf{s}, \mathbf{t} \in \mathbb{V}(H)$ are composite vertices of the MAG H , $\sigma(\mathbf{s}, \mathbf{t})$ is the number of shortest paths from \mathbf{s} to \mathbf{t} , and $\sigma(\mathbf{s}, \mathbf{t}/\mathbf{v})$ is the number of shortest paths from \mathbf{s} to \mathbf{t} which pass through \mathbf{v} .

3.3 Sub-determined vertex centralities

The definition of centralities for sub-determined vertices on a MAG is quite similar to the centrality definition for composite vertices, i.e.

$$\mathbb{C}_{v_\zeta} : \mathbb{V}_\zeta(H) \rightarrow \mathbb{R}^+ \cup \{0\}, \quad (24)$$

where $\mathbb{V}_\zeta(H)$ is the set of sub-determined vertices of the MAG H . However, the computation of such sub-determined centrality may require distinct algorithms as the computation of composite vertices centralities. For instance, consider the sub-determined betweenness centrality, defined as

$$\begin{aligned} \mathbb{C}_{v_\zeta}^B : \mathbb{V}_\zeta(H) &\rightarrow \mathbb{R}^+ \cup \{0\} \\ \mathbf{v}_\zeta &\mapsto \sum_{\mathbf{s}_\zeta, \mathbf{t}_\zeta \in \mathbb{V}_\zeta(H)} \frac{\sigma(\mathbf{s}_\zeta, \mathbf{t}_\zeta/\mathbf{v}_\zeta)}{\sigma(\mathbf{s}_\zeta, \mathbf{t}_\zeta)}, \end{aligned} \quad (25)$$

where $\mathbf{v}_\zeta, \mathbf{s}_\zeta, \mathbf{t}_\zeta \in \mathbb{V}_\zeta(H)$ are sub-determined composite vertices of the MAG H by a given sub-determination ζ , $\sigma(\mathbf{s}_\zeta, \mathbf{t}_\zeta)$ is the number of shortest paths from \mathbf{s}_ζ to \mathbf{t}_ζ , and $\sigma(\mathbf{s}_\zeta, \mathbf{t}_\zeta/\mathbf{v}_\zeta)$ is the number of shortest paths from \mathbf{s}_ζ to \mathbf{t}_ζ which pass through \mathbf{v}_ζ .

The shortest paths between a given pair of sub-determined vertices $\mathbf{s}_\zeta, \mathbf{t}_\zeta \in \mathbb{V}_\zeta(H)$ cannot, however, be computed with the traditional algorithm used for composite vertices. Actually, the computation of $\sigma(\mathbf{s}_\zeta, \mathbf{t}_\zeta/\mathbf{v}_\zeta)$ and, therefore, all centralities that are defined in terms of shortest paths have to be computed with algorithms constructed based upon the sub-determined shortest paths algorithms discussed in Section 2.2.

3.4 Single aspect centralities

Formally, for a given MAG $H = (A, E)$, a single aspect centrality can be seen as a function that takes each element from a given aspect to a nonnegative real number, i.e.

$$\mathbb{C}_a : A(H)[j] \rightarrow \mathbb{R}^+ \cup \{0\}, \quad (26)$$

where $A(H)[j]$ is the j -th aspect of the MAG H .

We highlight that a single aspect centrality is a particular case of sub-determined centralities, since the set $A(H)[j]$ can be obtained by a sub-determination ζ_j in which the j -th entry of the sub-determination tuple is 1 and all other entries are 0. Therefore, a single aspect centrality is a particular case of sub-determined centrality, and can then be computed using the same algorithms used for sub-determined centralities. Hence, given any sub-determination ζ_1 that preserves a single aspect, the sub-determined betweenness centrality $\mathbb{C}_{\mathbf{v}_{\zeta_1}}^B$ as defined in Expression 25 is a single aspect betweenness centrality. Another example of a single aspect centrality is degree centrality. In this case, the centrality function simply takes each aspect element to the number of edges incident to it. In particular, for any MAG that has an aspect designated as time, a time centrality is simply an aspect centrality for this particular aspect [7].

4 Algorithms

In this section, we show with a betweenness centrality example how centrality algorithms for MAGs can be derived from well-known algorithms for directed graphs.

We start by presenting Algorithm 2, which evaluates betweenness centrality for all composite vertices of a given MAG, as defined by Expression 23. We remark that this is just an implementation of the Brandes algorithm [4, 5], which for unweighted sparse networks has as time complexity $O(nm)$ and as space complexity $O(n + m)$, where n is the number of composite vertices and m the number of edges. Note that, for practical purposes, multidimensional complex networks are in general sparse. The original Brandes algorithm can be used directly to evaluate the centralities of composite vertices of a MAG since the composite vertices of a MAG form a directed graph. Therefore, all of the known properties of the Brandes algorithm for directed graphs apply for MAGs when evaluating betweenness centralities for composite vertices. Since this algorithm is well-known, we have included its complete description in Algorithm 2, mainly to serve as a basis for comparison with the sub-determined betweenness centrality algorithm we present in Algorithm 3.

When considering the sub-determined form of betweenness centrality, defined by Expression 25, we first have to take into account that calculating betweenness centrality of a sub-determined MAG is not the same as calculating the sub-determined betweenness centrality of a MAG. This is a consequence of the fact that composite vertices that are not connected in a MAG may be connected on a sub-determined form of this MAG, meaning that the sub-determination process may create paths on the sub-determined MAG that have no real correspondence to paths existing on the original MAG. As an illustrative example of this, we present Figures 3(a) and 3(b). The MAG R shown at Figure 3(a) can be seen either as a multilayer or a time-varying network. It can be seen that starting from vertex 1 it is not possible to reach vertex 3. However, in Figure 3(b), which is a sub-determined form of the MAG R , there is a path connecting vertex 1 to vertex 3.

As a consequence of this spurious connectivity, shortest paths that should not exist can be present on a sub-determined form of a MAG. A complete description of this undesired effect can be found at [24]. In order to prevent this to influence the results of the evaluation of betweenness centrality, we propose a sub-determined algorithm, which uses the original (non sub-determined) MAG to evaluate centrality.

The sub-determined betweenness centrality, presented in Algorithm 3, is based upon the original Brandes algorithm. Algorithm 3 evaluates sub-determined betweenness centrality (i.e. betweenness centrality of sub-determined vertices) without considering the spurious paths potentially generated by MAG sub-determination.

Algorithm 2: Betweenness centrality for composite vertices.

```

input :  $H, \tau(H)$  // MAG  $H$  and companion tuple
output:  $\mathbb{C}_v^B$  // Betweenness centrality vector

1 BetweennessCentrality( $H, \tau(H)$ )
2    $n \leftarrow |V(H)|$  // Number of composite vertices of the MAG
3    $\mathbb{C}_v^B \leftarrow$  vector of  $n$  integers, all 0
4   for  $s$  in  $V(H)$  // Single Source shortest path (SSSP) problem
5     do
6        $S \leftarrow$  empty stack
7        $P \leftarrow$  a vector of  $n$  empty lists
8        $\sigma \leftarrow$  vector of  $n$  integers for counting shortest paths
9        $\sigma[s] \leftarrow 1$  // Each vertex has 1 shortest path to itself
10       $d \leftarrow$  vector of  $n$  values  $-1$  for distances
11       $d[s] = 0$  // Distance from  $s$  to itself is 0
12       $Q \leftarrow$  queue containing  $s$ 
13      while  $Q$  is not empty // Composite vertices BFS
14        do
15          dequeue  $v \leftarrow Q$ 
16          push  $v \rightarrow S$ 
17          for each composite vertex  $w$  such that  $(v, w) \in E(H)$  do
18            if  $d[w] = -1$  // If  $w$  found for the first time
19              then
20                enqueue  $w \rightarrow Q$ 
21                 $d[w] \leftarrow d[v] + 1$  // Distance  $s \rightarrow w$ 
22              end
23              if  $d[w] = d[v] + 1$  // If there is a shortest path to  $w$  via  $v$ 
24                then
25                   $\sigma[w] \leftarrow \sigma[w] + \sigma[v]$  // Counts shortest paths
26                  append  $v \rightarrow P[w]$  //  $v$  is predecessor of  $w$ 
27                end
28              end
29            end
30           $\delta \leftarrow$  vector of  $n$  integers, all 0
31          while  $S$  is not empty do
32            pop  $w \leftarrow S$ 
33            for  $v$  in  $P[w]$  // For all predecessors of  $w$ 
34              do
35                 $\delta[v] \leftarrow \delta[v] + (\sigma[v]/\sigma[w]) \times (1 + \delta[w])$ 
36              end
37              if  $w \neq s$  then
38                 $\mathbb{C}_v^B[w] \leftarrow \mathbb{C}_v^B[w] + \delta[w]$ 
39              end
40            end
41          end
42      end
return  $\mathbb{C}_v^B$ 

```

The key differences between Algorithm 3 and the traditional Brandes algorithm is that in Algorithm 3 both the sub-determined and the full (non sub-determined) MAG are taken into account. Actually, the Breadth-First Search (BFS) part of the algorithm is done upon the full MAG, while the paths are built upon the sub-determined vertices. By doing this, we have that only the paths that exist on the full MAG will be taken into account for calculating the centrality, whose result is expressed in terms of sub-determined vertices.

By comparing both the traditional and the sub-determined algorithms, it can be seen that the main differences are at lines 3, 8, 16 to 20, and 30 to 33. In Algorithm 3, for each sub-determined vertex of the MAG, a BFS is conducted using the original (full) MAG and shortest paths are computed for each distinct sub-determined vertex found by the BFS. Further, it is important to note that given a sub-determined vertex sS , instead of starting from a single vertex, the BFS starts from all vertices whose sub-determined form is equal to sS . This is the equivalent of starting a BFS on a sub-determined MAG. However, since the BFS is conducted upon the not sub-determined MAG, it follows that the BFS respects the reachability found on the full MAG and, therefore, it *disregards the spurious paths* created by sub-determining the MAG. Further, since the functional difference between Algorithm 3 and the traditional betweenness centrality algorithm is that Algorithm 3 uses the sub-determined BFS algorithm proposed in [24], it follows that Algorithm 3 has the same properties of the traditional Brandes algorithm. In particular, since the BFS problem is done over the full MAG, and if we consider that n_ζ (the number of ζ sub-determined vertices) is of the same order of n (the number of composite vertices), it follows that Algorithm 3 can be computed in $O(nm)$ time and requires $O(n + m)$ space, given that this algorithm is for unweighted MAGs (note that m is the number of edges). It is worth noting that this adaptation can be implemented for any other shortest path based algorithm, such as closeness, stress and other centralities of this kind.

Algorithm 3: Sub-determined betweenness centrality for MAGs.

```

input :  $H, \tau(H), \zeta$  // MAG  $H$ , companion tuple, and sub-determination
output:  $\mathbb{C}_{v_\zeta}^B$  // Betweenness centrality vector

1 SubBetweennessCentrality( $H, \tau(H), \zeta$ )
2    $n \leftarrow |V(H)|$  // Number of composite vertices of the MAG
3    $n_\zeta \leftarrow |V_\zeta(H)|$  // Number of composite vertices of the sub-determined MAG
4    $\mathbb{C}_{v_\zeta}^B \leftarrow$  vector of  $n_\zeta$  integers, all 0
5   for  $sS$  in  $V_\zeta(H)$  // Single Source shortest path (SSSP) problem
6     do
7        $color \leftarrow$  vector of  $n$  integers, all 0
8        $color_\zeta \leftarrow$  vector of  $n_\zeta$  integers, all 0
9        $S \leftarrow$  empty stack
10       $P \leftarrow$  a vector of  $n_\zeta$  empty lists
11       $\sigma \leftarrow$  vector of  $n_\zeta$  integers for counting shortest paths
12       $\sigma[sS] \leftarrow 1$  // Each vertex has 1 shortest path to itself
13       $d \leftarrow$  vector of  $n_\zeta$  values  $-1$  for distances // Distance from  $s$  to itself is 0
14       $d[sS] = 0$  // Distance from  $s$  to itself is 0
15       $Q \leftarrow$  empty queue
16      for  $i$  in  $V_\zeta(H)$ , where  $s_\zeta == i_\zeta$  // For all vertices with same sub-det. as  $s$ 
17        do
18           $color[i] \leftarrow$  black
19          enqueue  $i \rightarrow Q$  // All vertices equivalent to  $s$ 
20        end
21      while  $Q$  is not empty // Sub-determined vertices BFS
22        do
23          dequeue  $v \leftarrow Q$ 
24           $vS \leftarrow v$  sub-determined by  $\zeta$ 
25          if  $colorS[vS]$  is WHITE then
26             $colorS[vS] \leftarrow$  BLACK
27            push  $vS \rightarrow S$ 
28          end
29          for each composite vertex  $w$  such that  $(v, w) \in E(H)$  do
30            if  $color[w]$  is WHITE then
31               $color[w] \leftarrow$  BLACK
32              enqueue  $w \rightarrow Q$ 
33            end
34             $wS \leftarrow w$  sub-determined by  $\zeta$ 
35            if  $d[wS] = -1$  // If  $wS$  found for the first time
36              then
37                 $d[wS] \leftarrow d[vS] + 1$  // Distance  $sS \rightarrow wS$ 
38              end
39              if  $d[wS] = d[vS] + 1$  // If there is a shortest path to  $wS$  via  $vS$ 
40                then
41                   $\sigma[wS] \leftarrow \sigma[wS] + \sigma[vS]$  // Counts shortest paths
42                  append  $vS \rightarrow P[wS]$  //  $vS$  is predecessor of  $wS$ 
43                end
44              end
45            end
46          end
47           $\delta \leftarrow$  vector of  $nS$  integers, all 0
48          while  $S$  is not empty do
49            pop  $wS \leftarrow S$ 
50            for  $vS$  in  $P[wS]$  // For all predecessors of  $wS$ 
51              do
52                 $\delta[vS] \leftarrow \delta[vS] + (\sigma[vS]/\sigma[wS]) \times (1 + \delta[wS])$ 
53              end
54              if  $wS! = sS$  then
55                 $\mathbb{C}_{v_\zeta}^B[wS] \leftarrow \mathbb{C}_{v_\zeta}^B[wS] + \delta[wS]$ 
56              end
57            end
58          end
59        end
60      end
61    end
62  return  $\mathbb{C}_{v_\zeta}^B$ 

```

As an illustrative example, we remark that the betweenness centrality calculated for the sub-determined MAG R shown in Figure 3(b) is $[0, 1, 0]$ while the sub-determined betweenness centrality for the MAG R shown in Figure 3(a) is $[0, 0, 0]$. From this example, it can be seen that the betweenness centrality (Algorithm 2) considers the presence of a path from vertex 1 to 3 in Figure 3(b), making the centrality of vertex 2 to have value 1. In the case of sub-determined betweenness centrality (Algorithm 3) of the MAG R shown in Figure 3(a), the result is $[0, 0, 0]$, from which it can be seen that no path from vertex 1 to 3 is considered in this case.

5 Illustrative case studies

In this section, we present a set of case studies designed to show, in an experimental approach, the differences between the outcomes of centrality measures when using classical centrality algorithms on previously sub-determined MAGs or when using sub-determined algorithms applied on (non-sub-determined) MAGs. The observed differences illustrate the impact on centrality analysis by mistakenly considering spurious paths in aggregated views of multidimensional networks as compared with avoiding such spurious paths in the aggregation process, as proposed in this paper, before the centrality analysis.

In our case studies, we consider two real-world multidimensional networks as well as synthetic ER (Erdős-Rényi) random MAGs:

- **MOSAR network** – MOSAR (Mastering hOSPital Antimicrobial Resistance and its spread) is a scientific collaboration project [16] that comprises several medical, biochemistry, and computing research institutions. The MOSAR project focuses on antimicrobial-resistant bacteria (AMRB) transmission dynamics in high-risk environments, such as intensive care units and surgical centres. The adopted dataset consists of the records of in-person contacts (from physicians, nurses, staff members, and patients) in a certain medical ward for a period of two weeks (between 12 am of July 25, 2009 and 12am of August 08, 2009). Each one of the 160 volunteers who participated in the study was equipped with a RFID device that detected the presence of another devices within a small distance (about one meter). Device identification was unique and was always associated with the same person. Every 30 seconds during the two-weeks period, each device registered the list of all devices (nodes) that were within its coverage area in order to establish the arrangement of the contacts among them (edges). We have then modeled the MOSAR dataset as a order 2 MAG representing a TVG with 160 participants (elements in the first aspect) and 40320 time instants (elements in the second aspect). Contacts are represented by non-oriented edges, i.e., the edge between any two persons is represented by a directed edge and its reciprocal.
- **Brazilian domestic air transportation network** – The second real-world dataset we use in our experiments is the air transportation network from Brazil, as published by the Brazilian National Civic Aviation Agency (ANAC) in May, 12th 2017. We model this dataset as an order 3 MAG to represent the multidimensional network equivalent to a multilayer time-varying network we detail as follows. The first aspect consists of 110 elements corresponding to the airports. The second aspect consists of the multilayer part in which the each layer involves the air flight network of each airline companies. In this second aspect, there are 14 elements as 2 layers are used for each of the 7 airline companies present in the dataset. The third aspect is composed of 7057 elements (i.e., time instants). This arrangement results in a MAG with 48339 composite vertices and 66195 edges. This is a weighted network. The weights in the edges represent the time duration of flights, boardings, landings, and the waiting time between flights. As previously indicated, each airline company uses 2 layers: one layer of the flights and the other layer for the waiting times between flights. The layer with waiting times is where we put the edge to make the weekly cycle.
- **Synthetic ER random MAGs** – We have generated 2000 synthetic ER random MAGs, where 1000 are order 2 MAGs and the other 1000 are order 3 MAGs. The order 2 MAGs may represent time-varying graphs (TVGs) while the order 3 MAGs may represent higher order networks, such multilayer time-varying networks. Each sample for both kinds of synthetic ER random MAGs has 10000 composite vertices connected through 42586 edges. The difference is that these 10000 composite vertices are divided in the order 2 MAG as 1000 elements in the first aspect and 10 elements in the second aspect; while in the order 3 MAG as 1000 elements in the first aspect, 2 elements in the second aspect, and 5 elements in the third aspect.

For all the analyses we conduct in the presented networks, we sub-determine the MAG representing the multidimensional network into a single aspect and then we evaluate the betweenness and the closeness centralities. For instance, for each random MAG, the results correspond to the centrality of the first aspect elements. In its turn, the centrality we analyze in the sub-determined MOSAR network refers to each person of the original face-to-face network (shown as node IDs in Section 5.1). Finally, for the Brazilian air transportation network, the single aspect puts forward the centrality of the airports (shown in airport codes in Section 5.2).

Moreover, we compare the results from centrality metrics computed by the classical approach and by our approach, developed to evaluate sub-determined centralities on MAG, thus avoiding spurious paths. We actually compare the centrality rankings generated by both cases and we analyze the position changes when the two rankings are compared. More specifically, to compare the rankings, we use the Ranking-Biased Overlap (RBO) [21], which is a ranking similarity measure. In contrast to the classic Kendall coefficient to compare rankings, RBO allows us to evaluate the similarity between rankings by applying weights (i.e. distinct importance) to the positions of the considered rankings. For example, the top positions of the rank (and their value) may have higher importance than positions far from the

beginning of the rank. Note that RBO allows us to control how to weight rank positions. For example, we are able to fix x percent of the weight to the first n elements of the rank. Also note that RBO measures similarity, not distance (i.e., RBO is not a metric). However, RBO can trivially be turned into a distance measure, denominated rank-biased distance (RBD), where $RBD = 1 - RBO$, as proved in [21]. In particular, for all experiments presented in this section, RBO and RBD will be set to assign 85% of the total weight to the top 10% positions of the rankings.

In short, as we previously stated, our goal is to show that, in the case of shortest path based centralities, the classic centrality algorithms may fail due to the issues resulting from the presence of spurious paths caused by the aggregation (and sub-determination).

5.1 Evaluating MOSAR – a face-to-face human contact network

In this experiment, we evaluate the difference obtained when applying the proper algorithms for sub-determined results and classical sub-determined algorithms on the MOSAR network. Figures 4 and 5 show the top 10 vertices for, respectively, the betweenness and the closeness centralities for both approaches (i.e., the classical sub-determined algorithms and the use of proper algorithms for sub-determined results). In this sense, we compare the centrality rankings considering the presence of spurious paths (or not). In both figures, for both network centralities, we clearly note a difference between the position of the top 10 vertices, a result of the spurious paths. In fact, according to Figure 4, which shows the results for betweenness centrality, the two rankings differ from the third position. The rankings for closeness centrality, shown in Figure 5, diverge from the fourth position on the ranking. Moreover, in the case of Figure 4, we also note the presence of elements that do not figure on both top 10% rankings.

When comparing the top 10% of central nodes, the rankings of betweenness centrality present a significant RBD distance. In this case, the RBD distance between the top 10% of the ranking is 0.188, while the RBD distance for the closeness centrality is slightly smaller (0.119). In short, spurious paths incur in a considerable misleading assessment of node centrality.

Ranking Position	Node ID	Ranking Position	Node ID	Difference in ranking
1 st	008	1 st	008	→ 0
2 nd	087	2 nd	087	→ 0
3 rd	083	3 rd	083	→ 0
4 th	070	4 th	034	↑ 1
5 th	034	5 th	056	↑ 1
6 th	056	6 th	070	↓ 2
7 th	052	7 th	028	↑ 1
8 th	028	8 th	059	↑ 1
9 th	059	9 th	157	↑ 1
10 th	157	10 th	052	↓ 3

Figure 4: Rankings for the betweenness centrality in the MOSAR network when (a) spurious paths may be present (left ranking); and (b) spurious paths are avoided (right ranking).

Ranking Position	Node ID	Ranking Position	Node ID	Difference in ranking
1 st	008	1 st	008	→ 0
2 nd	083	2 nd	083	→ 0
3 rd	034	3 rd	157	↑ 2
4 th	087	4 th	034	↓ 1
5 th	157	5 th	070	↑ 2
6 th	028	6 th	087	↓ 2
7 th	070	7 th	156	
8 th	059	8 th	028	↓ 2
9 th	056	9 th	010	
10 th	052	10 th	052	→ 0

Figure 5: Rankings for the closeness centrality in the MOSAR network when (a) spurious paths may be present (left ranking); and (b) spurious paths are avoided (right ranking).

5.2 Evaluating the Brazilian domestic air transportation network

We evaluate the betweenness and closeness centralities of the Brazilian domestic air transportation network. Figures 6 and 7 graphically highlight the ranking differences. According to Figure 6, the difference between the two betweenness

centrality rankings is important. For the betweenness, we note important pair exchanges in the ranking positions, starting from the second position of the ranking. On the other hand, as shown in Figure 7, the differences between both closeness centrality rankings is smaller. We only note one pair exchanging their relative position and, a pair of distinct airports in the 10th ranking position. This similarity between both rankings is expected once the closeness centrality algorithm calculates a mean of the distances from each vertex, therefore reducing the influence of spurious paths.

Ranking Position	Node ID	Ranking Position	Node ID	Difference in ranking
1 st	VCP	1 st	VCP	→ 0
2 nd	MAO	2 nd	CNF	↑ 2
3 rd	BSB	3 rd	CGB	↑ 2
4 th	CNF	4 th	MAO	↓ 2
5 th	CGB	5 th	BSB	↓ 2
6 th	CGH	6 th	REC	↑ 3
7 th	POA	7 th	CGH	↓ 1
8 th	SSA	8 th	BEL	↑ 2
9 th	REC	9 th	POA	↓ 2
10 th	BEL	10 th	SSA	↓ 2

Figure 6: Rankings for the betweenness centrality in the Brazilian air transportation network when (a) spurious paths may be present (left ranking); and (b) spurious paths are avoided (right ranking).

Ranking Position	Node ID	Ranking Position	Node ID	Difference in ranking
1 st	VCP	1 st	VCP	→ 0
2 nd	CGH	2 nd	CGH	→ 0
3 rd	CNF	3 rd	CNF	→ 0
4 th	BSB	4 th	BSB	→ 0
5 th	GRU	5 th	GRU	→ 0
6 th	GYN	6 th	CWB	↑ 1
7 th	CWB	7 th	GYN	↓ 1
8 th	RAO	8 th	RAO	→ 0
9 th	SDU	9 th	SDU	→ 0
10 th	GIG	10 th	SJP	

Figure 7: Rankings for the closeness centrality in the Brazilian air transportation network when (a) spurious paths may be present (left ranking); and (b) spurious paths are avoided (right ranking).

In this evaluation, using the RBO, we have assigned 85% of the ranking weight to the top 10% of the ranking (i.e., 11 vertices). In this case, we observe an RBO correlation to the pair of betweenness centrality rankings of 0.787. The RBO correlation to the pair of closeness centrality rankings is of 0.956. In other words, the distance between betweenness centrality rankings is of 0.213, while the RBD distance for the closeness centrality rankings is considerably smaller (i.e. 0.044).

5.3 Evaluating synthetic ER random MAGs

In this section, we present the correlation and distances obtained for betweenness and closeness centralities, considering the algorithms suppressing spurious paths and the classic algorithms that do not suppress spurious paths. We first evaluate the 1000 synthetic ER random order 2 MAGs (equivalent to time-varying graphs – TVGs) and then we evaluate the 1000 synthetic ER random order 3 MAGs. Unless indicated otherwise, in this section, we consider that 85% of the RBO and RBD weight is assigned upon the first 10% of the rankings.

Tables 1 and 2 summarize the RBO and RBD values we observe for the betweenness and the closeness centralities when comparing rankings of TVG (order 2 MAG) networks with spurious paths and without spurious paths. First, we clearly note that spurious paths impose a relevant effect on the centrality metrics we analyze. For example, for the betweenness centrality (Table 1), the mean RBD value between both rankings is 0.386. Moreover, the lowest difference observed is of 0.175. The RBD values for the closeness centrality (Table 2) are as high as those for betweenness centrality. In this case, the mean RBD value is superior to 0.6, while the minimum RBD is about 0.37. In this sense, analyzing path-related centralities using the classical approach to TVG networks may lead to misconceptions about the centrality assessment of the network.

We also observe high RBD values in the case of the random order 3 MAGs for both betweenness and closeness centralities, as shown in Tables 3 and 4. For example, the mean RBD for betweenness and closeness centralities are superior

Table 1: Betweenness centrality: RBO and RBD values for random TVGs (order 2 MAGs).

TVG - Betweenness	RBO	RBD
Minimum	0.404	0.175
Maximum	0.825	0.596
Mean	0.614	0.386
Standard Deviation	0.072	0.072

Table 2: Closeness centrality: RBO and RBD values for random TVGs (order 2 MAGs).

TVG - Closeness	RBO	RBD
Minimum	0.273	0.369
Maximum	0.631	0.727
Mean	0.397	0.603
Standard Deviation	0.066	0.066

to 0.39 and 0.6, respectively. Again, this leads to the conclusion that the path-based centrality computation in random order 3 MAGs are also significantly impacted by spurious paths induced through the sub-determination process.

Table 3: Betweenness Centrality: RBO and RBD values for random order 3 MAGs.

MAG - Betweenness	RBO	RBD
Minimum	0.409	0.173
Maximum	0.827	0.591
Mean	0.608	0.392
Standard Deviation	0.072	0.072

Table 4: Closeness Centrality: RBO and RBD values for random order 3 MAGs.

MAG - Closeness	RBO	RBD
Minimum	0.267	0.368
Maximum	0.632	0.733
Mean	0.398	0.602
Standard Deviation	0.064	0.064

6 Conclusion

In this paper, we study shortest-path based centralities in multidimensional (high order) complex networks. Usually, the assessment of node centralities in these networks involves the aggregation of different dimensions to then perform the computation of centrality metrics. Nevertheless, this aggregation process may create spurious paths on the aggregated view of the network, in particular when time-varying graphs are involved. Computing shortest-path based centralities, such as betweenness or closeness, in the presence of spurious paths may then mislead the intended network centrality analysis.

To the best of our knowledge, we propose the first method to avoid taking into account spurious paths at the aggregation process in multidimensional complex networks. This assures the aggregated view of the higher order network to be free of spurious paths, thus allowing an accurate shortest-path based centrality computation in multidimensional complex networks. To achieve this result, we first represent multidimensional complex networks by means of MultiAspect Graphs (MAGs), an abstraction able to represent time-varying, multilayer, combined time-varying multilayer, or even higher order graphs.

We have evaluated both, the traditional approach to calculate centrality metrics in multidimensional networks disregarding the potential existence of spurious paths and our proposal that avoids the generation of spurious paths at the aggregation process. In other words, we compare betweenness and closeness centralities for the case where the algorithms include the spurious paths generated by sub-determination and for the case where the algorithms are constructed to properly avoid this issue. Such a case study is interesting because it shows impact of properly avoiding the issue of spurious paths on the network centrality computation.

Finally, as an additional contribution, we make a python implementation of the algorithms discussed in this paper publicly available.²

Acknowledgment

This work was partially funded by CAPES, CNPq, FAPEMIG, FAPESP, and FAPERJ. Authors also acknowledge the INCT in Data Science – INCT-CiD.

References

- [1] M. Berlingerio, M. Coscia, F. Giannotti, A. Monreale, and D. Pedreschi. Foundations of multidimensional network analysis. In *Int. Conf. on Advances in Social Networks Analysis and Mining (ASONAM)*, pages 485–489, July 2011.
- [2] Michele Berlingerio, Michele Coscia, Fosca Giannotti, Anna Monreale, and Dino Pedreschi. Multidimensional networks: Foundations of structural analysis. *World Wide Web*, 16(5-6):567–593, November 2013.
- [3] P Bonacich. Power and centrality: A family of measures. *The American Journal of Sociology*, 92(5):1170–1182, 1987.
- [4] Ulrik Brandes. A faster algorithm for betweenness centrality. *Journal of Mathematical Sociology*, 25(2):163–177, 2001.
- [5] Ulrik Brandes. On variants of shortest-path betweenness centrality and their generic computation. *Social Networks*, 30(2):136–145, 2008.
- [6] Sergey Brin and Lawrence Page. The anatomy of a large-scale hypertextual Web search engine. *Computer Networks and ISDN Systems*, 30(1-7):107–117, apr 1998.
- [7] Eduardo C. Costa, Alex B. Vieira, Klaus Wehmuth, Artur Ziviani, and Ana Paula Couto da Silva. Time centrality in dynamic complex networks. *Advances in Complex Systems (ACS)*, 18(07n08):1550023, nov 2015.
- [8] Manlio De Domenico, Clara Granell, Mason A. Porter, and Alex Arenas. The physics of multilayer networks. *arXiv*, pages 1–22, 2016.
- [9] L Freeman. Centrality in social networks conceptual clarification. *Social Networks*, 1(3):215–239, 1979.
- [10] Linton C. Freeman. A Set of Measures of Centrality Based on Betweenness. *Sociometry*, 40(1):35 – 41, 1977.
- [11] Petter Holme and Jari Saramäki. Temporal networks. *Physics Reports*, 519(3):97–125, oct 2012.
- [12] Hawoong Jeong, Sean P Mason, Albert-Laszlo Barabasi, and Zoltan N Oltvai. Lethality and centrality in protein networks. *Nature*, 411(6833):41–42, 2001.
- [13] Jeffrey Johnson. *The Multidimensional Networks of Complex Systems*, pages 49–79. Springer Berlin Heidelberg, Berlin, Heidelberg, 1995.
- [14] Jeremy Kepner and John Gilbert. *Graph Algorithms in the Language of Linear Algebra*. SIAM, 2011.
- [15] M. Kivela, A. Arenas, M. Barthelemy, J. P. Gleeson, Y. Moreno, and M. A. Porter. Multilayer networks. *Journal of Complex Networks*, jul 2014.
- [16] Lucie Martinet, Christophe Crespelle, and Eric Fleury. Dynamic contact network analysis in hospital wards. In Pierluigi Contucci, Ronaldo Menezes, Andrea Omicini, and Julia Poncela-Casasnovas, editors, *Complex Networks V*, pages 241–249, Cham, 2014. Springer International Publishing.
- [17] Vincenzo Nicosia, John Tang, Mirco Musolesi, Giovanni Russo, Cecilia Mascolo, and Vito Latora. Components in time-varying graphs. *Chaos (Woodbury, N.Y.)*, 22(2):023101, jun 2012.
- [18] Raj Pan and Jari Saramäki. Path lengths, correlations, and centrality in temporal networks. *Physical Review E*, 84(1):1–10, jul 2011.
- [19] Bruno Ribeiro, Nicola Perra, and Andrea Baronchelli. Quantifying the effect of temporal resolution on time-varying networks. *Scientific reports*, 3:3006, jan 2013.
- [20] Albert Solé-Ribalta, Manlio De Domenico, Sergio Gómez, and Alex Arenas. Centrality rankings in multiplex networks. In *Proc. of the ACM Conf. on Web Science – WebSci*, pages 149–155, Bloomington, IN, USA, 2014.

²http://github.com/wehmuthklaus/MAG_Algorithms

- [21] William Webber, Alistair Moffat, and Justin Zobel. A similarity measure for indefinite rankings. *ACM Transactions on Information Systems*, 28(4):1–38, nov 2010.
- [22] K. Wehmuth and A. Ziviani. Avoiding spurious paths in centralities based on shortest paths in high order networks. In *Proc. of the 8th Latin-American Symposium on Dependable Computing (LADC)*, pages 19–26, Oct 2018.
- [23] Klaus Wehmuth, Éric Fleury, and Artur Ziviani. On MultiAspect graphs. *Theoretical Computer Science*, 651:50–61, oct 2016.
- [24] Klaus Wehmuth, Éric Fleury, and Artur Ziviani. MultiAspect Graphs: Algebraic Representation and Algorithms. *Algorithms*, 10(1):1, mar 2017.
- [25] Klaus Wehmuth, Artur Ziviani, and Eric Fleury. A unifying model for representing time-varying graphs. In *IEEE International Conference on Data Science and Advanced Analytics (DSAA)*, pages 1–10. IEEE, oct 2015.
- [26] Peixiang Zhao, Xiaolei Li, Dong Xin, and Jiawei Han. Graph cube: On warehousing and olap multidimensional networks. In *Proc. of the ACM SIGMOD International Conference on Management of Data (SIGMOD 2011)*, page 853–864, 2011.